


Public Use Data Tape Documentation



Medical Examination
Ages 1-74
Tape Number 4233

National Health and Nutrition Examination Survey, 1971-75

U.S. DEPARTMENT OF HEALTH AND HUMAN SERVICES • Public Health Service • Office of Health Research, Statistics, and Technology • National Center for Health Statistics



014330


~~01433~~

HE 04DCMW. 08423303

Public Use Data Tape Documentation

Medical Examination
Ages 1-74
Tape Number 4233

National Health and Nutrition Examination Survey, 1971-75



U.S. DEPARTMENT OF HEALTH AND HUMAN SERVICES
Public Health Service
Office of Health Research, Statistics, and Technology
National Center for Health Statistics

Hyattsville, Maryland
May 1981

The data compilation and documentation necessary for the Medical Examination (Ages 1-74) Data Tape were done by Wilbur Hadden, Kurt Maurer, Everette Collins, Evelyn Stanton, Dorothy Blodgett and Mary Dudley of the Division of Health Examination Statistics, National Center for Health Statistics. A special note of gratitude is due Darian Varga who patiently typed and retyped this material.

CONTENTS

	<u>Page</u>
HANES 1971-1975	
Description of Survey	1
Target Population	1
Data Collection	3
Use of HANES Data	4
Errors in the Data Sets and Survey Differences	5
Variance Estimation	6
Tape Characteristics	7
General Notes	
Asterisks on Tape Description	8
Demographic Information	8
Medical Examination (Ages 1-74)	9
Limitations of Data	9
Tape Description Summary	
Demographic Data	11
Medical Examination (Ages 1-74) Data	14
Tape Description	
Demographic Data	25
Medical Examination (Ages 1-74) Data	41
Detailed Notes	104

MEDICAL EXAMINATION (AGES 1-74) DATA TAPE

Health and Nutrition Examination Survey, HANES I, 1971-1975

Description of Survey: A detailed description of the design, content and operation of HANES I is provided in the following reports: Plan and Operation of the Health and Nutrition Examination Survey, DHEW Pub. No. (HSM) 73-1310, Series 1, Nos. 10a and 10b, Public Health Service, Washington, D.C., U. S. Government Printing Office, February 1973. Also provided is a draft report on the augmentation survey of adults describing the relevant field work conducted between July 1974 and October 1975.

Target Population: HANES I was conducted on a nationwide probability sample of approximately 28,000 persons, ages 1-74 years, from the civilian, noninstitutionalized population of the coterminous United States, excepting those persons residing on Indian reservations. The survey started in April 1971 and for many survey components was completed in June 1974. The HANES I sample was selected so that certain population groups thought to be at high risk of malnutrition (persons with low incomes, preschool children, women of childbearing age and the elderly) were oversampled at known rates. Adjusted sampling weights were then computed within 60 age, sex and race categories in order to inflate the sample in such a manner as to closely reflect the noninstitutionalized population, ages 1-74 years, of the United States at the midpoint of the survey.

Although the main emphasis of HANES I was on nutrition, a subset of those sample persons aged 25-74 received a more detailed health examination which was continued through October 1975. No particular oversampling of subgroups of the population was done in this subsample (e.g., women of childbearing age were not oversampled as they were for the major nutrition component of HANES I). This subsample is also representative of the United States population aged 25-74 during the time of HANES I.

After the nutrition survey was completed, the detailed examination given to the 25-74 age group was continued until the total number of examined persons was approximately double the number of examinees who received the detailed examination during the nutrition survey.

In order to produce national estimates of the nutritional status of the U. S. population at an earlier date, a probability subsample of 35 of the 65 Primary Sampling Units (PSU's) was selected. This subsample also made it possible to produce national estimates of certain other aspects of health status in the population that were critically needed at an earlier date and examination components that for logistic reasons could not be continued for the remainder of the 65 PSU's. Included among the 35 PSU's were 10 of the 15 large certainty metropolitan areas and 1 PSU from each of the 25 noncertainty superstrata. The reduction from 15 to 10 large metropolitan areas was accomplished by randomly selecting one PSU from multiple-PSU standard metropolitan statistical areas: e.g., selecting the southern half of the Chicago SMSA to represent

the entire SMSA. (This selection procedure was based on operational considerations, and although unbiased, is recognized as not being statistically optimal.)

Data Collection: Information for all examined sample persons in HANES I was obtained by means of a household interview, a general medical history, a 24-hour dietary intake recall interview, a food frequency interview, a food program questionnaire, a general medical examination, dental, dermatological and ophthalmological examinations, anthropometric measurement, hand-wrist x-rays (of those ages 1-17 only) and 24 hematological, blood chemistry, and urological laboratory determinations.

In addition to the information received on all examined persons by means of the above questionnaires, procedures and measurements, the following data were gathered on the subsample of adults aged 25-74: a medical history supplement; supplementary questionnaires concerning arthritis, respiratory and cardiovascular conditions (when applicable); a health care needs questionnaire; a general well-being questionnaire; an extended medical examination; x-rays of the chest and hip and knee joints; audiometry; electrocardiography; goniometry; spirometry; pulmonary diffusion and tuberculin tests, along with additional laboratory determinations.

- .

Use of HANES Data

With the goal of mutual benefit, NCHS requests the cooperation of recipients of data tapes in certain actions related to their use:

- A. Any published material derived from the data should acknowledge the National Center for Health Statistics as the original source. It should include also a disclaimer which credits any analyses, interpretations, or conclusions reached to the author (recipient of the tape) and not to NCHS, which is responsible only for the initial data.
- B. Consumers who wish to publish a technical description of the data will make a reasonable effort to insure that the description is not inconsistent with that published by NCHS. This does not mean, however, that NCHS will review such descriptions.

Errors in the Data Sets and Survey Differences

The data users' tapes have been subjected to a great deal of careful editing. However, due to the large volume of data in the series, it is likely that a small number of errors or discrepancies remain undetected. We would appreciate if any such errors are detected that they be brought to our attention so that new corrected copies of the tape can be created and errata sheets issued to previous purchasers.

Some of the continuous data items have extremely high or low values and we have verified that they do in fact appear that way on the hard documents; that is, we have verified that the values have not been incorrectly keyed.

In general, we have not attempted to resolve any differences that may exist between estimates derived from the various subsamples of HANES I. Nor have we made any comparisons between estimates from HANES I and previous surveys conducted by the Division of Health Examination Statistics.

Variance Estimation

Because the Health and Nutrition Examination Survey is based upon a complex sample design, the assumptions of many statistical tests and routinely available statistical programs are not met. For this reason, when estimates of the variances of statistics from HANES are computed, the technique of estimation must be based upon complex sampling theory. In order to provide the user with the capability of estimating the complex sample variances, we have provided Strata and Primary Sampling Unit (PSU) codes on the HANES user tapes in tape positions 194-198. However, these codes are suitable for making variance estimates only for examination locations 1-65 and 1-100. To compute variance estimates for examination locations 1-35 or 66-100, it is necessary to recode the current Strata-PSU codes according to the specifications that follow. The resultant recoded Strata-PSU codes should be used only for locations 1-35 and 66-100.

One computer program that should be widely available sometime around the summer of 1978 as part of the Statistical Analysis System (available from the SAS Institute, Inc., Post Office Box 10066, Raleigh, North Carolina 27605) is capable of using the Strata-PSU codes provided for HANES to compute complex sample variances. Other programs may also be available.

In those Strata, referred to as certainty or self-representing Strata, the PSU codes are actually the segment numbers. Neither the Strata codes nor the PSU codes are the original codes used in the formation of the HANES sample design, but are none-the-less a unique recoding of the original codes. For further discussion of the sample design of HANES, the user should consult the publications of the National Center for Health Statistics-- Series 1-Mon. 10a and 14 and the detailed notes for tape positions 190-197.

Recode Specifications for Strata-PSU Codes

First.--Create a file with only those records in the file for examination locations 1-35.*

Second.--Retain the original Strata-PSU codes in Strata 7-10 and 13 in the original form as the recoded Strata-PSU codes.

Third.--Recode the remaining strata according to the chart below.

Fourth.--Repeat the process for examination locations 66-100.*

Old Strata # (tape positions 194-195)	New Strata #	New PSU #
01	01	001
02	01	002
03	03	001
06	03	002
04	04	001
05	04	002
11	11	001
12	11	002
14	14	001
21	14	002
15	15	001
16	15	002
17	17	001
20	17	002
18	18	001
19	18	002
22	22	001
25	22	002
23	23	001
24	23	002
26	26	001
27	26	002
28	23	001
29	28	002
30	30	001
35	30	002
31	31	001
32	31	002
34	35	001
34	35	002

*See detailed note for tape positions 151-195.

Tape Characteristics

Title: Medical Examination (Ages 1-74) Data Tape

Catalog Number: 4233

Data Set Name: HEHANESI.DU425303

Record Length: 850

Blocksize: 3400

Number of Records: 23808

Number of Reels: 1

Recording Mode: Fixed Block, EBCDIC

Channel: 9 Track

Created by: Division of Health Examination Statistics
National Center for Health Statistics
Hyattsville, Maryland

General Notes

Asterisks on the Tape Description: Some of the data items were obtained only for a particular subsample of HANES. Consequently some of these items appear to have a great deal of missing data (coded as BLANK) due to nonresponse, but in fact the data are missing because the design of HANES dictated that the item was to be obtained only for a particular subsample. (For further discussion of the various subsamples in HANES the user should see the detailed note for tape positions 158-193.)

To alert the user to this fact asterisks were put on the tape description. One asterisk denotes that the data item was obtained only on examinees in locations 1-65. Two asterisks denote that the data item was obtained only on examinees in locations 66-100.

Demographic Information: An advance letter, announcing the forthcoming arrival of an interviewer from the U. S. Bureau of the Census, was mailed to each household that fell into the sample area. The interviewer subsequently visited the household to ascertain its composition and to administer a questionnaire, the primary purpose of which was to obtain demographic information. The questionnaire was administered to each potential sample person that was available and competent enough to respond to questions. In the event that a potential sample person was not at home at the time of interview, any responsible adult in the household was asked to respond to the questions for the absent person.

Demographic information for each of the examinees appears in tape positions 1-200.

Medical Examination: Sample persons were examined by a physician with the aid of a nurse. All examinees were given a general examination which focused on the clinical signs of nutritional deficiencies although the physician was given instructions to record any other abnormal findings he observed. Those in the detailed sample were examined more thoroughly with additional emphasis given to the cardiovascular, respiratory, and musculoskeletal systems, and the ears, nose and throat. During the augmentation survey in 1974 and 1975 the physicians also examined the sample persons' ocular fundi. The examination of those receiving only the general examination generally took about 15 minutes and the examination of those in the detailed sample generally took about 25 minutes.

Limitations of the Data: The general and detailed medical examinations were special examinations tailored to meet the objectives and limitations of the survey and were not intended to be complete medical examinations. In general, the data are the physicians' clinical impressions based on a one-time only examination and the sample persons' medical histories; the prevalence of conditions which cannot be identified under these conditions is not accurately recorded in the survey. For those persons in the detailed examination sample both the nutrition and detailed forms were filled out despite the fact that there was some overlap in the forms. Given the emphasis in the detailed examination on cardiovascular, musculoskeletal and respiratory systems, conditions relating to these

systems are more accurately coded on the detailed examination form (tape positions 425-799), and findings relating to other systems may be found more frequently on the general examination form (tape positions 225-361).

The medical examination forms were keyed by the Bureau of the Census and delivered to the Center on tape. Center personnel checked the data for completeness and consistency, verifying problems where possible by reference to microfilm records of the original forms. Further edits for coding and keypunching mistakes were made in an effort to make the data as accurate as possible. Medical and other Division staff also reviewed the microfilm of the general examination form and coded physicians' entries under "other, please specify" as ICDA codes (see documentation and detailed notes for tape positions 335-359 and 725-799).

DEMOGRAPHIC DATA SUMMARY - HANES I

	<u>Tape Positions</u>
Sample sequence number	1
Size of place	10
SMSA-not SMSA	11
Type of living quarters	12
Land usage	13
If rural, asked - How many acres of land are included	14
If 10 acres or more asked - Sale of crops, etc. amount to \$50 or more ..	15
If 10 acres or less asked - Sale of crops, etc. amount to \$250 or more ..	16
Age - head of household	17
Sex - head of household	19
Highest grade attended - " head of household	20
Race - head of household	22
Total number of persons in household	23
Total sample persons in household	25
Number of rooms in house	27
Is there piped water	28
If yes, is there hot and cold piped water	29
If yes to piped water - Does house have a sink with piped water	30
Does house have a range or cook stove	31
Does house have a refrigerator.....	32
Are kitchen facilities used by anyone not living in household	33
Total family income group	34
NOTE: The following income questions were asked <u>only</u> if "Total Family Income" was less than \$7,000	
During Past Year Did you or Any Members of Your Family Receive Money From:	
Wages or salaries	36
If yes - How much altogether before deductions	37
Social Security or Railroad Retirement	41
If yes - How much altogether	42
Welfare payments or other public assistance	45
If yes - How much altogether	47
Unemployment or Workman's Compensation	51
If yes - How much altogether	52
Government employee pensions or private pensions	54
If yes - How much altogether	57

	<u>Tape Positions</u>
Dividends, interest or rent	61
If yes - How much altogether	62
Net income from own non-farm business, professional practice or partnership	66
If yes - How much altogether	67
Net income from a farm	71
If yes - How much altogether	72
Veteran's payments	76
If yes - How much altogether	77
Alimony, child support or contributions from persons not living in household	81
If yes - How much altogether	82
Any other income	86
If yes - How much altogether	87
Total amount	91
Family unit code	95
Relationship to head of household	100
Age at interview	101
Race of examined person	103
Sex of examined person	104
Marital status	105
Date of birth (month and year)	106
Place of birth	110
Highest grade of regular school ever attended	112
Did he finish the grade	114
Is he attending school now	115
Has he ever attended a school of any kind	116
If yes - What kind of school	117
Is any language other than English frequently spoken in the household .	118
If yes - What language	119
What is your main ancestry or national origin	120
What was he doing most of past three months	122
If "something else" - What was he doing	123
If "keeping house" or "something else" - Did he work at a job or business at any time during the past three months	124
If "working" - Did he work full-time or part-time	125
Did he work at any time last week or the week before (not around house)	126
If no - Even though he did not work during that time, does he have a job or business	127

	<u>Tape Positions</u>
Was he looking for work or on lay-off from a job	128
If yes - Which	129
Class of worker	130
If self-employed in "own" business and not a farm, is the business incorporated	131
Business or industry code	132
Occupation code	135
Date of examination	138
Age at examination.....	144
Farm/non-farm	146
Poverty index	147
Region	150
FOOD PROGRAMS APPLICABILITY	151
Are you certified to participate in the food stamp program?	152
Are you buying food stamps now?	153
What is the main reason you aren't participating in the program?	154
Are you certified to participate in the commodity distribution program?	155
Are you receiving commodity foods now for your family?	156
Why aren't you participating in the program?	157
SAMPLE WEIGHTS	158
STRATA - Primary Sampling Unit (PSU)	194

GENERAL MEDICAL EXAMINATION (AGES 1-74) DATA SUMMARY - HANES I

	<u>Tape Positions</u>
CATALOGUE NUMBER - 4233	201
Pulse	225
<u>BLOOD PRESSURE</u>	
* Systolic	228
* Diastolic	231
<u>HEAD, EYES, EARS, NOSE AND THROAT</u>	
Findings/No findings	234
Dry, staring hair	235
Dyspigmented hair	236
Easily pluckable hair	237
Abnormal texture or loss of curl	238
Circumcorneal injection	239
Conjunctival injection	240
Angular blepharitis	241
Xerosis	242
Bitot's spots	243
Keratomalacia	244
Kerophthalmia	245
Angular lesions of lips	246
Angular scars of lips	247
Cheliosis	248
Filiform papillary atrophy of tongue	249
Fungiform papillary hypertrophy of tongue	250
Geographic tongue	251
Fissures of tongue	252
Serrations or swelling of tongue	253
Scarlet beefy tongue	254
Magenta tongue	255
Naso-labial seborrhea	256
Visible enlarged parotids	257
Bossing of skull	258
Other	259
<u>ENTRANCE EXAMINATION</u>	
.....	260
.....	261
.....	262
.....	263
.....	264
.....	265

GENERAL MEDICAL EXAMINATION (AGES 1-74) DATA SUMMARY (Cont.)

Tape
Positions

CHEST EVALUATION

Findings/No findings	266
Beading of ribs	267
Follicular hyperkeratosis of upper back	268
Wheezing on auscultation (diffuse)	269
Wheezing on auscultation (focal)	270
Decreased breath sounds	271
Other findings	272

CARDIOVASCULAR EVALUATION

Findings/No findings	273
Cyanosis	274
Irregular pulse	275
Cardiac murmur	276
Other findings	277

ABDOMINAL EVALUATION

Findings/No findings	278
Hepatomegaly	279
Splenomegaly	280
Uterine enlargement	281
Umbilical hernia	282
Pot belly	283
Mass(es)	284
Area(s) of mass(es)	285
Other findings	290
Surgical scars	291
Area(s) of surgical scar(s)	292
Other findings	297

MUSCULOSKELETAL EVALUATION

Findings/No findings	306
Bowed legs	307
Knock knees	308
Epiphysial enlargement, wrists	309
Other findings	310

NEUROLOGICAL EVALUATION

Findings/No Findings	311
Absent knee jerks	312
Absent ankle jerks	313
Positive Chvostek sign	314
Abat	315
Marked hyperirritability	316
Other	317

GENERAL MEDICAL EXAMINATION (AGES 1-74) DATA SUMMARY (Cont.)

Tape
Positions

SKIN EVALUATION

Findings/No findings	318
Follicular hyperkeratosis, arms	319
Hyperpigmentation, hands and face	320
Dry or scaling skin	321
Perifolliculosis	322
Petechial	323
Mosaic skin	324
Pellagrous dermatitis	325
Ecchymoses	326
Other findings	327

GENERAL EVALUATION

Findings/No findings	328
Summary of Findings by ICD Codes (nine possible findings)	333
Examiner's Subjective Impression of Nutritional Status	360
Obesity	361
Temperature	362

EXTERNAL EAR (Except canal)

Findings/No findings (right ear)	425
Findings/No findings (left ear)	426
Operative scar - right	427
Operative scar - left	423
Other - right	429
Other - left	430
Pierced ears	431

AUDITORY CANAL

Findings/No findings - right ear	432
Findings/No findings - left ear	433
Occluded - right	434
Occluded - left	435
Occluded by - right	436
Occluded by - left	437
Drum - right	438
Drum - left	439
Dull-transparent - right	440
Dull-transparent - left	441
Flaccid-retracted - right	442
Flaccid-retracted - left	443
Normal retracted - right	444
Normal retracted - left	445

GENERAL MEDICAL EXAMINATION (AGES 1-74) DATA SUMMARY (Cont.)

Tape
Positions

AUDITORY CANAL - continued

Other findings - right	446
Other findings - left	447
Red, other discoloration - right	448
Red, other discoloration - left	449
Fluid - right	450
Fluid - left	451
Scars - right	452
Scars - left	453
Perforated - right	454
Perforated - left	455
Nares - right	456
Nares - left	457
Obstruction - right	458
Obstruction - left	459

OTHER SIGNIFICANT FINDINGS

Deviated septum - right	460
Deviated septum - left	461
Swollen turbinates - right	462
Swollen turbinates - left	463
Chronic inflammation - right	464
Chronic inflammation - left	465
Other - right	466
Other - left	467

NECK

Findings/No findings	468
Adenopathy	469
Tracheal deviation	470
Other	471

CHEST AUSCULTATION

Findings/No findings	472
Right chest - upper lobe (diminished/absent breath sounds)	473
Bronchial breath sounds	474
Rales	475
Rhonchi	476
Wheeze	477
Middle lobe (diminished/absent breath sounds)	478
Bronchial breath sounds	479
Rales	480
Rhonchi	481
Wheeze	482

GENERAL MEDICAL EXAMINATION (AGES 1-74) DATA SUMMARY (Cont.)

Tape
Positions

CHEST AUSCULTATION - continued

Lower lobe (diminished/absent breath sounds)	483
Bronchial breath sounds	484
Rales	485
Rhonchi	486
Wheeze	487
Left chest - upper lobe (diminished/absent breath sounds)	488
Bronchial breath sounds	489
Rales	490
Rhonchi	491
Wheeze	492
Lower lobe (diminished/absent breath sounds)	493
Bronchial breath sounds	494
Rales	495
Rhonchi	496
Wheeze	497
Other chest findings	498

HEART

Point of maximal impulse	499
Interspace	500
Midclavicular	501
Thrills	502
† Systolic	503
† Diastolic	504
First heart sound	505
Second heart sound	506

Murmurs

If murmur - type (systolic)	503
If murmur - type (diastolic)	509

Location of murmurs

Apex-systolic	510
Apex-diastolic	511
Midprecordium-systolic	512
Midprecordium-diastolic	513
Left base-systolic	514
Left base-diastolic	515
Right base-systolic	516
Right base-diastolic	517

Abnormal heart sounds

Abnormal heart sounds	518
Abnormal heart sounds	519
Abnormal heart sounds	520
Abnormal heart sounds	521

GENERAL MEDICAL EXAMINATION (AGES 1-74) DATA SUMMARY (Cont.)

Tape
Positions

Murmurs - Origin - continued

ASD	522
VSD	523
Other	524
Don't know	525

Other Cardiac or Cardiovascular Findings

Yes/No	526
--------------	-----

If findings---

Edema	527
Other	528
Neck vein distension	529

PULSE - ARTERIAL EVALUATION

Palpation

Right radial	530
Right femoral	531
Right dorsalis pedis	532
Left radial	533
Left femoral	534
Left dorsalis pedis	535

Pulsations

Right radial	536
Right femoral	537
Right dorsalis pedis	538
Other	539
Left radial	540
Left femoral	541
Left dorsalis pedis	542
Other	543

KNEES

Findings/No findings	544
----------------------------	-----

Bony Irregularity

Genu varum	545
Genu valgum	546
Genu recurvatum	547
Fixed flexion	548
Other	549

GENERAL MEDICAL EXAMINATION (AGES 1-74) DATA SUMMARY (Cont.)

Tape
Positions

KNEES - continued

Pain on motion

Right medial (active/passive)	550
Right medial (tenderness)	551
Right lateral (active/passive)	552
Right lateral (tenderness)	553
Right diffuse (active/passive)	554
Right diffuse (tenderness)	555
Left medial (active/passive)	556
Left medial (tenderness)	557
Left lateral (active/passive)	558
Left lateral (tenderness)	559
Left diffuse (active/passive)	560
Left diffuse (tenderness)	561

Tenderness

Right suprapatellar	562
Left suprapatellar	563
Right infrapatellar	564
Left infrapatellar	565

Other findings

Swelling	566
Fluid	567
Soft tissue proliferation	568
Subpatellar crepitus	569
Muscular wasting thigh	570
Other	571

HIPS

Findings/No findings	572
----------------------------	-----

Pain on motion

Extension (active)	573
Extension (passive)	574
Flexion (active)	575
Flexion (passive)	576
Abduction (active)	577
Abduction (passive)	578
Adduction (active)	579
Adduction (passive)	580
Internal rotation (active)	581
External rotation (passive)	582
Internal rotation (passive)	583
External rotation (active)	584

GENERAL MEDICAL EXAMINATION (AGES 1-74) DATA SUMMARY (Cont.)

Tape
Positions

HIPS - continued

Other findings

Muscle wastings (gluteal)	585
Trochanter tenderness	586
Groin tenderness	587
Other	588

JOINTS

Findings/No findings	589
----------------------------	-----

Shoulder

Tender	590
Swelling	591
Deformity	592
Limitation	593
Pain on motion	594
Other	595

Elbow

Tender	596
Swelling	597
Deformity	598
Limitation	599
Pain on motion	600
Other	601

Wrist

Tender	602
Swelling	603
Deformity	604
Limitation	605
Pain on motion	606
Other	607

Metacarpophalangeal (Number involved)

Tender - right/left	608
Swelling - right/left	610
Deformity - right/left	612
Limitation - right/left	614
Pain on motion - right/left	616
Other - right/left	618

GENERAL MEDICAL EXAMINATION (AGES 1-74) DATA SUMMARY (Cont.)

Tape
Positions

Proximalinterphalangeal (Number involved)

Tender - right/left	620
Swelling - right/left	622
Deformity - right/left	624
Limitation - right/left	626
Pain on motion - right/left	628
Other - right/left	630

Distalinterphalangeal (Number involved)

Tender - right/left	632
Swelling - right/left	634
Deformity - right/left	636
Limitation - right/left	638
Herberden's Nodes - right/left	640
Pain on motion - right/left	642
Other - right/left	644

Ankle Joints

Tender	646
Swelling	647
Deformity	648
Limitation	649
Pain on motion	650
Other	651

Feet

Tender	652
Swelling	653
Deformity	654
Limitation	655
Pain on motion	656
Other	657

BACK

Findings/No findings	658
----------------------------	-----

IS Findings---

Deformities	659
Rheumatoid	660
Osteoarthritis	661
Spondyloarthritis	662
Spina	663
Other	664

GENERAL MEDICAL EXAMINATION (AGES 1-74) DATA SUMMARY (Cont.)

Tape
Positions

BACK - continued

Limitation on motion

Cervical spine	665
Thoracic spine	666
Lumbar spine flexion	667
Lumbar spine - right/left lateral flexion	668
Full extension	670
Pain on motion	671

Flexion

Cervical	672
Thoracic	673
Low back	674
Diffuse	675
Uncertain	676

Extension

Cervical	677
Thoracic	678
Low back	679
Diffuse	680
Uncertain	681

Right/Left Lateral Bending

Cervical	682
Thoracic	683
Low back	684
Diffuse	685
Uncertain	686

Right/Left Rotation

Cervical	687
Thoracic	688
Low back	689
Diffuse	690
Uncertain	691

STRAIGHT-LEG RAISING TEST

Right leg - negative/positive	701
Increase of angle	702
Left leg - negative/positive	703
Increase of angle	704
Other systems--findings, No findings	705

GENERAL MEDICAL EXAMINATION (AGES 1-74) DATA SUMMARY (Cont.)

Tape
Positions

BLOOD PRESSURE

Time	707
AM or PM	711
*Recumbent - systolic	712
*Recumbent - diastolic	715
*Sitting - systolic	718
*Sitting - diastolic	721

SUMMARY OF DIAGNOSTIC IMPRESSION - Normal/Abnormal	724
--	-----

Severity
Certainty
ICD Code

Ocular Fundi

Normal	825
Fundus not visualized	826
Globe absent	827
Increase light reflex	828
Narrow arterioles	829
Tortuous arterioles	830
AV compression	831
Hemorrhage	832
Exudate	833
Venous engorgement	834
Papilledema	835
Disc abnormal	836
Lens opacities	837
Iritis	838
Other	839

HEALTH AND NUTRITION EXAMINATION SURVEY (HANES I);

ALL SAMPLE PERSONS

DEMOGRAPHIC DATA TAPE

LOCATIONS 1-100

(n=23808)

Item	No. of Locations	ITEM DESCRIPTION & CODES	Control Counts	HANES I Data Source
		<u>DEMOGRAPHIC DATA</u>		
1	1	<u>Sample Sequence Number</u>		
2	4	<u>Catalog Number</u> 1271		
3	1	<u>Size of Place</u> 1 - Urbanized area with 3,000,000 or more 2 - Urbanized area with 1,000,000 to 2,999,999 3 - Urbanized area with 250,000 to 999,999 4 - Urbanized area under 250,000 5 - Urban place 25,000 or more outside urbanized area 6 - Urban place 10,000 to 24,999 outside urbanized area 7 - Urban place 2,500 to 9,999 outside urbanized area 8 - Rural	3810 2799 3158 2702 424 1179 1333 8403	Household Questionnaire See Detailed Notes
4	1	<u>SESA - Not SESA</u> 1 - In SESA, in central city 2 - In SESA, not in central city 4 - Not in SESA	7960 6591 9257	Household Questionnaire See Detailed Notes
5	1	<u>Type of Living Quarters</u> 1 - Housing Unit 2 - Other unit	23602 206	Household Questionnaire
6	1	<u>Land Usage</u> 1 - All other 2 - Rural	15648 8160	Household Questionnaire
7	1	If Rural, asked <u>How Many Acres of Land Are Included?</u> 1 - 10 or more acres 2 - Less than 10 acres 9 - Not applicable	2205 5955 15648	Household Questionnaire

Item #	Page	No. of Positions	ITEM DESCRIPTION & CODES	Control Counts	HANES I Data Source
15		1	If 10 acres or more, asked if <u>Sale of Crops, Etc. Amount to \$50 or more?</u> 2 - Yes 4 - No 9 - Not applicable	1317 888 21603	Household Questionnaire
16		1	If 10 acres or less, asked if <u>Sale of Crops, Etc. Amount to \$250 or more?</u> 3 - Yes 5 - No 9 - Not applicable	153 5802 17853	Household Questionnaire
17-18		2	<u>Age - Head of Household</u> 16-92 as given 00 - Blank, but applicable	20744 5	* Household Questionnaire
19		1	Blank <u>Sex - Head of Household</u> 1 - Male 2 - Female	3059 16660 4089 3059	* Household Questionnaire
20-21		2	<u>Highest Grade Attended - Head of Household</u> 10 - None 21 - 1st grade 22 - 2nd grade 23 - 3rd grade 24 - 4th grade 25 - 5th grade 26 - 6th grade 27 - 7th grade 28 - 8th grade 31 - 9th grade 32 - 10th grade 33 - 11th grade 34 - 12th grade 41 - First year of college 42 - Second year of college 43 - Third year of college 44 - Fourth year of college 45 - Graduate 88 - Blank, but applicable	223 82 190 379 427 421 681 702 2405 1121 1458 1133 6153 746 1081 485 1317 1084 661	* Household Questionnaire

HEALTH AND NUTRITION EXAMINATION SURVEY (HANES I)

Item #	Page Loc	No. of Positions	ITEM DESCRIPTION & CODES	Control Counts	HANES I Data Source
22		1	<u>Race - Head of Household</u> 1 - White 2 - Negro 3 - Other Blank	16387 4149 213 3059	* Household Questionnaire See Detailed Notes
23-24		2	<u>Total Number of Persons in Household</u> 01-19 - As given	23808	Household Questionnaire
25-26		2	<u>Total Sample Persons in Household</u> 01-07 - As given	23808	Household Questionnaire
27		1	<u>Number of Rooms in House</u> 1-8 - As given 9 - 9 or more Blank	19747 1002 3059	* Household Questionnaire
28		1	<u>Is there piped water?</u> 1 - Yes 2 - No Blank	20043 706 3059	* Household Questionnaire
29		1	If yes <u>Is there hot and cold piped water?</u> 1 - Yes 2 - No 9 - Not applicable Blank	19527 518 704 3059	* Household Questionnaire
30		1	If yes to piped water - <u>Does House Have a Sink with Piped Water?</u> 1 - Yes 2 - No 9 - Not applicable Blank	19866 181 702 3059	* Household Questionnaire
31		1	<u>Does House Have a Range or Cook Stove?</u> 1 - Yes 2 - No Blank	20513 236 3059	* Household Questionnaire

HEALTH AND NUTRITION EXAMINATION SURVEY (HANES I)

Page	No. of Positions	ITEM DESCRIPTION & CODES	Control Counts	HANES I Data Source
19	1	Does House have a Refrigerator? 1 - Yes 2 - No Blank	20487 262 3059	Household Questionnaire
11	1	Are kitchen facilities used by anyone not living in household? 1 - Yes 2 - No 9 - Not applicable Blank	641 19418 690 3059	Household Questionnaire
11		Total Family Income Group 11 - Under \$1,000 (including loss) 12 - \$1,000-1,999 13 - \$2,000-2,999 14 - \$3,000-3,999 15 - \$4,000-4,999 16 - \$5,000-5,999 17 - \$6,000-6,999 18 - \$7,000-9,999 19 - \$10,000-14,999 20 - \$15,000-19,999 21 - \$20,000-24,999 22 - \$25,000 and over 88 - Blank, but applicable	545 1329 1525 1526 1426 1301 1194 5023 4927 2295 1025 873 819	Household Questionnaire See Detailed Notes
		NOTE: The following income questions were asked <u>only</u> if "Total Family Income" was less than \$7,000.		
		DURING PAST YEAR DID YOU OR ANY MEMBERS OF YOUR FAMILY RECEIVE MONEY FROM:		
10	1	<u>Wages or Salaries?</u> 1 - Yes 2 - No 8 - Blank, but applicable 9 - Not applicable Blank	4738 3384 614 12013 3059	Household Questionnaire

HEALTH AND NUTRITION EXAMINATION SURVEY (HANES I)

Item	Sub-item	ITEM DESCRIPTION & CODES	Control Counts	HANES I Data Source
		<u>11 - Yes to above, how much altogether before deductions?</u> 0001-9999 - As given 3333 - Blank, but applicable 9999 - Not applicable Blank	4468 884 15397 3059	Household Questionnaire
		<u>Social Security or Railroad Retirement?</u> 1 - Yes 2 - No 3 - Blank, but applicable 9 - Not applicable Blank	2914 5226 595 12014 3059	Household Questionnaire
		<u>11 - Yes to above, how much altogether?</u> 0001-9999 - As given 3333 - Blank, but applicable 9999 - Not applicable Blank	2852 657 17240 3059	Household Questionnaire
		<u>11 - Yes to above, how much altogether?</u> 0001-9999 - As given 3333 - Blank, but applicable 9999 - Not applicable Blank	2414 5716 605 12014 3059	Household Questionnaire
		<u>11 - Yes to above, how much altogether?</u> 0001-9999 - As given 3333 - Blank, but applicable 9999 - Not applicable Blank	2383 636 17730 3059	Household Questionnaire
		<u>Unemployment or Workmen's Compensation?</u> 1 - Yes 2 - No 3 - Blank, but applicable 9 - Not applicable Blank	441 7690 604 12014 3059	Household Questionnaire

HEALTH AND NUTRITION EXAMINATION SURVEY (HANES I)

No. of Items	ITEM DESCRIPTION & CODES	Control Counts	HANES I Data Source
6	<u>If yes to above, how much altogether?</u> 0000-6999 - As given 8038 - Blank, but applicable 9999 - Not applicable Blank	423 622 19704 3059	Household Questionnaire
1	<u>Government Employee Pensions or Private Pensions?</u> 1 - Yes 2 - No 3 - Blank, but applicable 9 - Not applicable Blank	569 7561 605 12014 3059	Household Questionnaire
1	<u>If yes to above, how much altogether?</u> 0000-9999 - As given 3888 - Blank, but applicable 9999 - Not applicable Blank	553 621 19575 3059	Household Questionnaire
1	<u>Dividends, interest or rent?</u> 1 - Yes 2 - No 3 - Blank, but applicable 9 - Not applicable Blank	918 7212 602 12017 3059	Household Questionnaire
4	<u>If yes to above, how much altogether?</u> 0000-6999 - As given 8388 - Blank, but applicable 9999 - Not applicable Blank	870 650 19229 3059	Household Questionnaire
1	<u>Net income from own non-farm business, professional practice or partnership?</u> 1 - Yes 2 - No 3 - Loss 8 - Blank, but applicable 9 - Not applicable Blank	350 7772 17 596 12014 3059	Household Questionnaire

HEALTH AND NUTRITION EXAMINATION SURVEY (HANES I)

No. of Question	ITEM DESCRIPTION & CODES	Control Counts	HANES I Data Source
20	<u>11. Yes to above, how much altogether?</u> 0000-7500 - As given 8888 - Blank, but applicable 9999 - Not applicable Blank	316 647 19786 3059	Household Questionnaire
21	<u>12. Income from a farm?</u> 1 - Yes 2 - No 3 - Loss 8 - Blank, but applicable 9 - Not applicable Blank	406 7705 26 598 12014 3059	Household Questionnaire
22	<u>11. Yes to above, how much altogether?</u> 0000-7500 - As given 8888 - Blank, but applicable 9999 - Not applicable Blank	388 642 19719 3059	Household Questionnaire
23	<u>Veteran's Payments</u> 1 - Yes 2 - No 8 - Blank, but applicable 9 - Not applicable Blank	452 7679 601 12017 3059	Household Questionnaire
24	<u>11. Yes to above, how much altogether?</u> 0001-9999 - As given 8888 - Blank, but applicable 9999 - Not applicable Blank	441 612 19696 3059	Household Questionnaire
25	<u>Alimony, child support or contributions from persons not living in household?</u> 1 - Yes 2 - No 3 - Blank, but applicable 9 - Not applicable Blank	439 7691 602 12017 3059	Household Questionnaire

HEALTH AND NUTRITION EXAMINATION SURVEY (HANES I)

Type Code	No. of Positions	ITEM DESCRIPTION & CODES	Control Counts	HANES I Data Source
100	4	<u>If yes to above, how much altogether?</u> 0000-6999 - As given 8888 - Blank, but applicable 9999 - Not applicable Blank	426 615 19708 3059	Household Questionnaire
30	1	<u>Any other income?</u> 1 - Yes 2 - No 8 - Blank, but applicable 9 - Not applicable Blank	325 7799 607 12018 3059	Household Questionnaire
100	4	<u>If yes to above, how much altogether?</u> 0000-6999 - As given 8888 - Blank, but applicable 9999 - Not applicable Blank	313 619 19817 3059	Household Questionnaire
100	4	<u>Total Amount (Total of Positions 37-90)</u> 0000-6999 - As given 8888 - Blank, but applicable 9999 - Not applicable Blank	7676 1060 12013 3059	Household Questionnaire
0000	5	<u>FAMILY UNIT CODE</u> 00001-23306	23808	Computer generated See Detailed Notes
100	1	<u>Relationship to Head of Household</u> 1 - Head (1 person living alone or with non-relatives) 2 - Head (2 or more related persons in family) 3 - Wife 4 - Child 5 - Other relative	2244 6238 6513 7818 995	Household Questionnaire
100	5	<u>Age at Interview</u> 01-74 - As given	23808	Household Questionnaire

HEALTH AND NUTRITION EXAMINATION SURVEY (HANES I)

		ITEM DESCRIPTION & CODES	Control Counts	HANES I Data Source
		<u>Race of Examined Person</u>		Household Questionnaire
		1 - White	19111	See Detailed Notes
		2 - Negro	4424	
		3 - Other	273	
		<u>Sex of Examined Person</u>		Household Questionnaire
		1 - Male	10152	
		2 - Female	13656	
		<u>Marital Status</u>		Household Questionnaire
		1 - Under 17	6781	
		2 - Married	11738	
		3 - Widowed	1493	
		4 - Never married	2475	
		5 - Divorced	762	
		6 - Separated	544	
		8 - Blank, but applicable	15	
		<u>Date of Birth (month, year)</u>		Household Questionnaire
		01-12 - Month as given	23808	
		00-99 - Year (1896-1973) as given	23808	
		<u>Place of Birth</u>		Household Questionnaire
		01-02	23663	See Detailed Notes
		03-06		
		08-13		
		15-52		
		34-51		
		53-56		
		69-81		
		91-97	145	
		83 - Blank, but applicable		

HEALTH AND NUTRITION EXAMINATION SURVEY (HANES I)

U.S. State	Page	No. of Positions	ITEM DESCRIPTION & CODES	Control Counts	HANES I Data Source
11	12	2	<u>Highest Grade of regular school ever attended?</u> 10 - None 21 - 1st Grade 22 - 2nd Grade 23 - 3rd Grade 24 - 4th Grade 25 - 5th Grade 26 - 6th Grade 27 - 7th Grade 28 - 8th Grade 31 - 9th Grade 32 - 10th Grade 33 - 11th Grade 34 - 12th Grade 41 - First year of college 42 - Second year of college 43 - Third year of college 44 - Fourth year of college 45 - Graduate 77 - Special School 88 - Blank, but applicable 99 - Not applicable	252 444 457 586 691 687 815 902 2165 1207 1458 1132 5751 852 1007 418 1134 756 18 110 2966	Household Questionnaire
11	1	1	<u>Did he finish the grade?</u> 1 - Yes 2 - No 8 - Blank, but applicable 9 - Not applicable	13787 6537 266 3218	Household Questionnaire
11	1	1	<u>Is he attending school now?</u> 1 - Yes 2 - No 8 - Blank, but applicable 9 - Not applicable Blank	3857 476 0 16416 3059	Household Questionnaire

HEALTH AND NUTRITION EXAMINATION SURVEY (HANES I)

Item	ITEM DESCRIPTION & CODES	Control Counts	HANES I Data Source
1	<u>Has he ever attended a school of any kind?</u> 1 - Yes 2 - No B - Blank, but applicable 9 - Not applicable Blank	668 1127 0 18954 3059	Household Questionnaire
1	<u>If yes, what kind of school?</u> 1 - Nursery 2 - Kindergarten 3 - Other 4 - Headstart 5 - Daycare 6 - Blank, but applicable 9 - Not applicable Blank	150 362 73 45 38 0 20081 3059	Household Questionnaire
1	<u>Is any language other than English frequently spoken in the household?</u> 1 - Yes 2 - No 3 - Blank, but applicable	2682 20923 203	Household Questionnaire
1	<u>If yes, what language?</u> 0 - German 1 - Italian 2 - French 3 - Polish 4 - Russian 5 - Spanish 6 - Chinese 7 - Other language 8 - Blank, but applicable 9 - Not applicable	168 161 422 116 20 1274 39 468 217 20923	Household Questionnaire

HEALTH AND NUTRITION EXAMINATION SURVEY (HANES I)

Page No.	No. of Positions	ITEM DESCRIPTION & CODES	Control Counts	HANES I Data Source
100-21	2	<u>What is your main ancestry or national origin?</u> 00 - German 01 - Irish 02 - Italian 03 - French 04 - Polish 05 - Russian 06 - English 07 - Spanish 08 - Mexican 09 - Chinese 10 - Japanese 11 - American Indian 12 - Negro 13 - Jewish 14 - American 15 - Other 88 - Blank, but applicable 99 - Don't know	4022 3021 777 1235 636 223 2979 483 717 48 53 380 4428 63 1652 2451 67 573	Household Questionnaire
1	1	<u>What was he doing most of past three months?</u> 1 - Working 2 - Keeping house 3 - Something else 8 - Blank, but applicable 9 - Not applicable	8058 5883 3069 28 6770	Household Questionnaire
103	1	<u>If "something else" from above, what was he doing?</u> 0 - Laid off 1 - Retired 2 - Student 3 - Other 4 - Ill 5 - Staying home 6 - Looking for work 7 - Unable to work 8 - Blank, but applicable 9 - Not applicable	46 1484 822 141 152 69 71 285 27 20711	Household Questionnaire

HEALTH AND NUTRITION EXAMINATION SURVEY (HANES I)

No. of Positions	ITEM DESCRIPTION & CODES	Control Counts	HANES I Data Source
1	<p>11. <u>"Keeping house" or "something else" from above, did he work at a job or business at any time during the past three months?</u> 1 - Yes 2 - No 8 - Blank, but applicable 9 - Not applicable</p>	<p>1272 7675 37 14824</p>	Household Questionnaire
1	<p>12. <u>"Working" from above, did he work full-time or part-time?</u> 1 - Full-time 2 - Part-time 3 - Blank, but applicable 9 - Not applicable</p>	<p>7278 2046 39 14445</p>	Household Questionnaire
1	<p>13. <u>Did he work at any time last week or the week before? (not around house)</u> 1 - Yes 2 - No 8 - Blank, but applicable 9 - Not applicable</p>	<p>8318 942 104 14444</p>	Household Questionnaire
1	<p>14. <u>"No" to above, even though he did not work during that time, does he have a job or business?</u> 1 - Yes 2 - No 8 - Blank, but applicable 9 - Not applicable</p>	<p>543 8072 105 15088</p>	Household Questionnaire
1	<p>15. <u>"No" to Position 126, was he looking for work or on lay-off from a job?</u> 1 - Yes 2 - No 8 - Blank, but applicable 9 - Not applicable</p>	<p>644 7971 105 15088</p>	Household Questionnaire

Item #	Page No.	No. of Positions	ITEM DESCRIPTION & CODES	Control Counts	IANES I Data Source
	139	1	<u>If yes to above - which?</u> 1 - Looking 2 - Lay-off 3 - Both 8 - Blank, but applicable 9 - Not applicable	467 144 34 105 23058	Household Questionnaire
	140	1	<u>Class of Worker</u> 1 - Private paid 2 - Government-Federal 3 - Government-Other 4 - Own 5 - Non-paid 6 - Never worked 8 - Blank, but applicable 9 - Not applicable	6776 335 1294 980 135 63 29 14196	Household Questionnaire
	141	1	<u>If self-employed in "own" business and not a farm, is the business incorporated?</u> 1 - Yes 2 - No 8 - Blank, but applicable 9 - Not applicable	111 719 30 22948	Household Questionnaire
	133-35	3	<u>Business or Industry Code</u> 000 - Blank, but applicable 017-999 - As given	4 23804	Household Questionnaire See Detailed Notes
	135-36	3	<u>Occupation Code</u> 000 - Blank, but applicable 001-996 - As given	6 23802	Household Questionnaire See Detailed Notes
	133-37	6	<u>Date of Examination</u> Month - 01-12 as given Day - 01-31 as given Year - 71-75 as given	23808 23808 23808	Control Record

HEALTH AND NUTRITION EXAMINATION SURVEY (HANES' I)

Item #	Top Loc.	No. of Positions	ITEM DESCRIPTION & CODES	Control Counts.	HANES I Data Source
100	15	2	<u>Age at Examination</u> 01-75 - as given	23808	Computer generated
101	15	1	<u>Farm</u> 1 - Farm 2 - Nonfarm	1470 22338	Computer generated See Detailed Notes
107	15	3	<u>Poverty Index (X,XX)</u> 001-997 - As given 998 - Index computed 998 or greater 999 - Unknown Blank	20002 25 722 3059	Computer generated See Detailed Notes *
130	15	1	<u>Region</u> 1 - Northeast 2 - Midwest 3 - South 4 - West	5211 5892 6329 6376	Computer generated See Detailed Notes
151	15	1	<u>FOOD PROGRAMS APPLICABILITY</u> 1 - Not applicable 2 - No program available 3 - Food stamps available 4 - Commodities available 8 - Blank, but applicable Blank	14683 112 5142 760 52 3059	Food Programs Quest. *
152	15	1	<u>Are you certified to participate in the food stamp program?</u> 1 - Yes 2 - No 9 - Don't know Blank	2374 1934 126 19374	Food Programs Quest. *

HEALTH AND NUTRITION EXAMINATION SURVEY (HANES I)

Item #	Page No.	No. of Positions	ITEM DESCRIPTION & CODES	Control Counts	HANES I Data Source
153		1	<u>Are you buying stamps now?</u> 1 - Yes, regularly 2 - Yes, occasionally 3 - No 8 - Blank, but applicable Blank	1965 89 307 13 21434	Food Programs Quest. *
154		1	<u>What is the main reason you aren't participating in the program?</u> 1 - No need 2 - Not enough money at the time 3 - No transportation 4 - Pride 5 - Other 8 - Blank, but applicable Blank	33 121 16 8 111 18 23501	Food Programs Quest. *
155		1	<u>Are you certified to participate in the commodity distribution program?</u> 1 - Yes 2 - No 9 - Don't know Blank	215 423 25 23145	Food Programs Quest. *
156		1	<u>Are you receiving commodity foods now for your family?</u> 1 - Yes, regularly 2 - Yes, occasionally 3 - No 8 - Blank, but applicable Blank	159 14 39 3 23593	Food Programs Quest. *
157		1	<u>Why aren't you participating in the program?</u> 1 - No need 2 - No transportation 3 - Pride 4 - Other 8 - Blank, but applicable Blank	16 5 2 15 1 23769	Food Programs Quest. *

Tap No.	No. of Locations	ITEM DESCRIPTION & CODES	Control Counts	HANES I Data Source
		<u>Sample Weights</u>		
161 163	6	Detailed Persons - Locations 01-35 Blank	1892 21916	See Detailed Notes
164 168	6	All Sample Persons - Locations 01-35 Blank	10127 13681	See Detailed Notes
170 175	6	Detailed Persons - Locations 01-65 Blank	3854 19954	See Detailed Notes
176 181	6	All Sample Persons - Locations 01-65 Blank	20749 3059	See Detailed Notes
182 187	6	Detailed Persons - Locations 66-100 Blank	3059 20749	See Detailed Notes
188 193	6	Detailed Persons - Locations 1-100 Blank	6913 16895	See Detailed Notes
194 195	2	<u>Strata</u> ^{1/}		
196 197	3	<u>Primary Sampling Units</u> ^{1/}		
199 200	2	<u>Data User Work Area</u>		
		^{1/} Use only for producing variance estimates for examination locations 1-65 or 1-100. See the General Note titled "Variance Estimation" for producing variance estimates for examination locations 1-35 or 66-100.		

HEALTH AND NUTRITION EXAMINATION SURVEY (HANES I)

GENERAL MEDICAL EXAMINATION

(AGES 1-74 YEARS)

(n = 23808)

Item No.	Top Code	No. of Possible Items	ITEM DESCRIPTION & CODES	Control Counts	HANES I Data Source
201	201	1	Catalogue Number 2011		General Medical Examination (Ages 1-74)
205	205	20	DATA BASE WORK AREA		
225	225	3	Pulse 070-210 - Range as given 888 - Blank, but applicable Blank	23646 113 49	
			<u>BLOOD PRESSURE</u>		
228	228	3	Systolic 65-200 - Range as given 888 - Blank, but applicable 999 - Age under 6 Blank	20714 154 2889 51	See Detailed Notes
231	231	3	Diastolic 60-180 - Range as given 888 - Blank, but applicable 999 - Age under 6 Blank	20704 164 2889 51	See Detailed Notes
233	233	1	<u>HEAD, EYES, EARS, NOSE AND THROAT</u> 1 - Findings 2 - No Findings Blank	5825 17934 49	
			<u>TEETH FINDINGS:</u>		
235	235	1	<u>Dry, scaling hair</u> 1 - Yes Blank	13 23795	*

HEALTH AND NUTRITION EXAMINATION SURVEY (HANES I)

Item #	Tape Loc.	No. of Positions	ITEM DESCRIPTION & CODES	Control Counts	HANES I Data Source
236		1	<u>Dyspigmented hair</u> 1 - Yes Blank	9 23799	* *
237		1	<u>Easily pluckable hair</u> 1 - Yes Blank	2 23806	* *
238		1	<u>Abnormal texture or loss of curl</u> 1 - Yes Blank	4 23804	* *
239		1	<u>Circumcorneal injection</u> 1 - Yes Blank	14 23794	* *
240		1	<u>Conjunctival injection</u> 1 - Yes Blank	164 23644	
241		1	<u>Angular blepharitis</u> 1 - Yes Blank	0 23808	* *
242		1	<u>Xerosis</u> 1 - Yes Blank	7 23801	* *
243		1	<u>Bitot's spots</u> 1 - Yes Blank	4 23804	* *
244		1	<u>Keratomalacia</u> 1 - Yes Blank	0 23808	* *

HEALTH AND NUTRITION EXAMINATION SURVEY (HANES I)

Item #	Topic	No. of Positions	ITEM DESCRIPTION & CODES	Control Counts	HANES I Data Source
255		1	<u>Xerophthalmia</u> 1 - Yes Blank	0 23808	*
256		1	<u>Angular lesions of lips</u> 1 - Yes Blank	63 23745	*
257		1	<u>Angular scars of lips</u> 1 - Yes Blank	79 23729	*
258		1	<u>Cheliosis</u> 1 - Yes Blank	116 23692	*
259		1	<u>Filiform papillary atrophy of tongue</u> 1 - Yes Blank	320 23488	
260		1	<u>Fungiform papillary hypertrophy of tongue</u> 1 - Yes Blank	889 22919	
261		1	<u>Geographic tongue</u> 1 - Yes Blank	172 23636	*
262		1	<u>Fissures of tongue</u> 1 - Yes Blank	1083 22725	
263		1	<u>Serrations or swelling of tongue</u> 1 - Yes Blank	1080 22728	

HEALTH AND NUTRITION EXAMINATION SURVEY (HANES I)

Item #	Tape Loc.	No. of Positions	ITEM DESCRIPTION & CODES	Control Counts	HANES I Data Source
254		1	<u>Scarlet beefy tongue</u> 1 - Yes Blank	81 23727	
255		1	<u>Magenta tongue</u> 1 - Yes Blank	29 23779	*
256		1	<u>Naso-labial seborrhea</u> 1 - Yes Blank	112 23696	*
257		1	<u>Visible enlarged parotids</u> 1 - Yes Blank	9 23799	*
258		1	<u>Bossing of skull</u> 1 - Yes Blank	21 23787	*
259		1	<u>Other</u> 1 - Yes Blank	2887 20921	
260		1	<u>THYROID EVALUATION</u> 1 - Group 0 2 - Group 1 3 - Group 2 4 - Group 3 8 - Blank, but applicable Blank	22535 982 186 18 38 49	See detailed notes
261		1	<u>Other thyroid findings</u> 1 - Findings 2 - No findings Blank	362 23397 49	

HEALTH AND NUTRITION EXAMINATION SURVEY (HANES I)

Item #	Tapo loc.	No. of Positions	ITEM DESCRIPTION & CODES	Control Counts	HANES I Data Source
262	1		<u>Findings - Tenderness</u>		
			1 - Right	1	
			2 - Left	1	
			3 - Both	22	
			Blank	23784	
263	1		<u>Findings - Nodule</u>		
			1 - Right	20	
			2 - Left	29	
			3 - Both	12	
			Blank	23747	
264	1		<u>Isthmus</u>		
			1 - Findings	73	
			Blank	23735	
265	1		<u>Other</u>		
			1 - Findings	222	
			Blank	23586	
266	1		<u>CHEST EVALUATION</u>		
			1 - Findings	1227	*
			2 - No Findings	19475	
			Blank	3106	
			IF FINDINGS:		
267	1		<u>Beading of ribs</u>		
			1 - Yes	12	*
			Blank	23796	
268	1		<u>Follicular hyperkeratosis of upper back</u>		
			1 - Yes	94	*
			Blank	23714	

HEALTH AND NUTRITION EXAMINATION SURVEY (HANES I)

Item #	Tape Loc.	No. of Positions	ITEM DESCRIPTION & CODES	Control Counts	HANES I Data Source
269		1	<u>Wheezing on auscultation (Diffuse)</u> 1 - Yes Blank	173 23635	*
270		1	<u>Wheezing on auscultation (Focal)</u> 1 - Yes Blank	80 23728	*
271		1	<u>Decreased breath sounds</u> 1 - Yes Blank	327 23481	*
272		1	<u>Other findings</u> 1 - Yes Blank	707 23101	*
273		1	<u>CARDIOVASCULAR EVALUATION</u> 1 - Findings 2 - No findings Blank	2987 20772 49	
			IF FINDINGS:		
274		1	<u>Cyanosis</u> 1 - Yes Blank	35 23773	
275		1	<u>Irregular pulse</u> 1 - Yes Blank	403 23405	
276		1	<u>Cardiac murmur</u> 1 - Yes Blank	1200 22608	*

HEALTH AND NUTRITION EXAMINATION SURVEY (HANES I)

Item #	Tapeloc.	No. of Positions	ITEM DESCRIPTION & CODES	Control Counts	HANES I Data Source
277		1	<u>Other Findings</u> 1 - Yes Blank	1596 22212	*
278		1	<u>ABDOMINAL EVALUATION</u> 1 - Findings 2 - No Findings Blank IF FINDINGS:	7040 16719 49	
279		1	<u>Hepatomegaly</u> 1 - Yes Blank	288 23520	
280		1	<u>Splenomegaly</u> 1 - Yes Blank	23 23785	
281		1	<u>Uterine Enlargement</u> 1 - Yes Blank	161 23647	
282		1	<u>Umbilical hernia</u> 1 - Yes Blank	346 23462	
283		1	<u>Pot belly</u> 1 - Yes Blank	185 23623	*
284		1	<u>Mass(es)</u> 1 - Yes Blank	202 23606	

HEALTH AND NUTRITION EXAMINATION SURVEY (HANES I)

Item #	Tape Loc.	No. of Positions	ITEM DESCRIPTION & CODES	Control Counts	HANES I Data Source
285-289		5	<u>Area(s) of Mass(es)</u> 00001-77899 - As given 88888 - Blank, but applicable Blank	197 2 23609	See Detailed Notes
290		1	<u>Other findings</u> 1 - Yes Blank	157 23651	
291		1	<u>Surgical scars</u> 1 - Yes Blank	6156 17652	
292-296		5	<u>Area(s) of Surgical Scar</u> 00001-85824 - As given 88888 - Blank, but applicable Blank	6150 4 17654	See Detailed Notes
297		1	<u>Other findings</u> 1 - Yes Blank	5177 18631	
298-305		8	<u>WORK AREA</u>		
306		1	<u>MUSCULOSKELETAL EVALUATION</u> 1 - Findings 2 - No Findings Blank	2762 20997 49	
307		1	<u>Bowed Legs</u> 1 - Yes Blank	781 23027	*

HEALTH AND NUTRITION EXAMINATION SURVEY (HANES I)

Item #	Type Loc.	No. of Findings	ITEM DESCRIPTION & CODES	Control Counts	HANES I Data Source
308	I		<u>Knock knees</u> 1 - Yes Blank	395 23413	*
309	I		<u>Epiphyseal enlargement, wrists</u> 1 - Yes Blank	17 23791	*
310	I		<u>Other findings</u> 1 - Yes Blank	1684 22124	
311	I		<u>NEUROLOGICAL EVALUATION</u> 1 - Findings 2 - No Findings Blank	2323 21436 49	
			IF FINDINGS:		
312	I		<u>Absent knee jerks</u> 1 - Yes Blank	446 23362	
313	I		<u>Absent ankle jerks</u> 1 - Yes Blank	818 22990	
314	I		<u>Positive Chvostek sign</u> 1 - Yes Blank	1014 22794	*
315	I		<u>Apathy</u> 1 - Yes Blank	11 23797	*
316	I		<u>Barbed hyperirritability</u> 1 - Yes Blank	26 23782	*

HEALTH AND NUTRITION EXAMINATION SURVEY (HANES I)

Item #	Tape Loc.	No. of Positions	ITEM DESCRIPTION & CODES	Control Counts	HANES I Data Source
317		1	Other 1 - Yes Blank	403 23405	
318		1	<u>SKIN EVALUATION</u> 1 - Findings 2 - No findings Blank IF FINDINGS:	2942 20817 49	
319		1	<u>Follicular hyperkeratosis, arms</u> 1 - Yes Blank	650 23158	*
320		1	<u>Hyperpigmentation, hands and face</u> 1 - Yes Blank	20 23788	*
321		1	<u>Dry or scaling skin</u> 1 - Yes Blank	696 23112	*
322		1	<u>Perifolliculosis</u> 1 - Yes Blank	6 23802	*
323		1	<u>Petechial</u> 1 - Yes Blank	15 23793	
324		1	<u>Mosaic skin</u> 1 - Yes Blank	13 23795	*
325		1	<u>Pellagrous dermatitis</u> 1 - Yes Blank	1 23807	*

HEALTH AND NUTRITION EXAMINATION SURVEY (HANES 1)

Item #	Topic	No. of Positions	ITEM DESCRIPTION & CODES	Control Counts	HANES I Data Source
326		1	<u>Ecchymoses</u> 1 - Yes Blank	35 23773	
327		1	<u>Other findings</u> 1 - Yes Blank	1716 22092	
328		1	<u>GENERAL EVALUATION</u> 1 - Findings 2 - No Findings 3 - Blank, but applicable Blank	265 20398 39 3106	*
329- 332		4	<u>WORK AREA</u> <u>SUMMARY OF FINDINGS BY ICD CODES</u>		See Detailed Notes
333- 335		3	<u>Findings #1</u> X01-998 - As given Blank	8197 15611	*
336- 338		3	<u>Findings #2</u> X03-997 - As given Blank	3215 20593	*
339- 341		3	<u>Findings #3</u> X02-998 - As given Blank	1583 22225	*
342- 344		3	<u>Findings #4</u> X03-996 - As given Blank	741 23067	*
345- 347		3	<u>Findings #5</u> X20-871 - As given Blank	271 23537	*

HEALTH AND NUTRITION EXAMINATION SURVEY (HANES I)

Item #	Tape Loc.	No. of Positions	ITEM DESCRIPTION & CODES	Control Counts	HANES I Data Source
348- 350		3	<u>Findings #6</u> X22-886 - As given Blank	87 23721	*
351- 353		3	<u>Findings #7</u> X22-782 - As given Blank	29 23779	*
354- 356		3	<u>Findings #8</u> 019-784 - As given Blank	10 23798	*
357- 359		3	<u>Findings #9</u> 429-897 - As given Blank	4 23804	*
360		1	<u>Examiner's subjective impression of nutritional status</u> 1 - Normal nutrition 2 - Abnormal nutrition 8 - Blank, but applicable Blank	17047 3582 73 3106	*
361		1	<u>Obese</u> 1 - Obesity 2 - No obesity 8 - Blank, but applicable Blank	3943 19804 12 49	
362- 365		4	<u>Temperature (xxx.x)</u> 0800-1032 - As given 8888 - Blank, but applicable	22385 1423	Control Record
366- 424		59	<u>WORK AREA</u>		

HEALTH AND NUTRITION EXAMINATION SURVEY (HANES I)

Item #	Type Loc.	No. of Positions	ITEM DESCRIPTION & CODES	Control Counts	HANES I Data Source	
			<u>EXTERNAL EAR (EXCEPT CANAL)</u>			
425		1	<u>Right Ear</u> 1 - No Findings 2 - Findings Blank	5673 1219 16916	General Medical Examination (Ages 25-74)	
426		1	<u>Left Ear</u> 1 - No Findings 2 - Findings Blank	5672 1220 16916		
427		1	<u>Operative Scar (right)</u> 1 - Findings Blank	17 23791		
428		1	<u>Operative Scar (left)</u> 1 - Findings Blank	7 23801		
429		1	<u>Other (right)</u> 1 - Findings Blank	22 23786		
430		1	<u>Other (left)</u> 1 - Findings Blank	32 23776		
431		1	<u>Pierced Ears</u> 1 - Yes 2 - No Blank	1177 5715 16916		
			<u>AUDITORY CANAL</u>			
442		1	<u>Right ear</u> 1 - No Findings 2 - Findings Blank	6079 813 16916		

HEALTH AND NUTRITION EXAMINATION SURVEY (HANES I)

Item #	Tape Loc.	No. of Positions	ITEM DESCRIPTION & CODES	Control Counts	HANES I Data Source
433		1	<u>Left ear</u> 1 - No findings 2 - Findings Blank	5849 1043 16916	
434		1	<u>Occluded (right)</u> 1 - Partially 2 - Completely Blank	303 452 23053	
435		1	<u>Occluded (left)</u> 1 - Partially 2 - Completely Blank	285 434 23089	
436		1	<u>Occluded by - (right)</u> 1 - Cerumen 2 - Other Blank	733 28 23047	
437		1	<u>Occluded by - (left)</u> 1 - Cerumen 2 - Other Blank	699 28 23081	
438		1	<u>Drum (right)</u> 1 - No findings 2 - Findings 3 - Not visible 8 - Blank, but applicable Blank	6035 349 495 13 16916	
439		1	<u>Drum (left)</u> 1 - No findings 2 - Findings 3 - Not visible 8 - Blank, but applicable Blank	6079 320 480 13 16916	

HEALTH AND NUTRITION EXAMINATION SURVEY (HANES I)

Item #	Tape Loc.	No. of Positions	ITEM DESCRIPTION & CODES	Control Counts	HANES I Data Source
440		1	<u>Dull - Transparent (right)</u> 1 - Dull (opaque) 2 - Transparent Blank	124 3 23681	
441		1	<u>Dull - Transparent (left)</u> 1 - Dull (opaque) 2 - Transparent Blank	119 3 23686	
442		1	<u>Bulging - Retracted (right)</u> 1 - Bulging 2 - Retracted Blank	4 44 23760	
443		1	<u>Bulging - Retracted (left)</u> 1 - Bulging 2 - Retracted Blank	1 50 23757	
444		1	<u>Calcium Plaques (right)</u> 1 - Findings Blank	38 23770	
445		1	<u>Calcium Plaques (left)</u> 1 - Findings Blank	34 23774	
446		1	<u>Other findings (right)</u> 1 - Findings Blank	23 23785	
447		1	<u>Other findings (left)</u> 1 - Findings Blank	20 23788	

HEALTH AND NUTRITION EXAMINATION SURVEY (HANES I)

Item #	Tape Loc.	No. of Positions	ITEM DESCRIPTION & CODES	Control Counts	HANES I Data Source
448		1	<u>Red - Other discoloration (right)</u> 1 - Red 2 - Other discoloration Blank	260 2 23780	
449		1	<u>Red - Other discoloration (left)</u> 1 - Red 2 - Other discoloration Blank	24 2 23782	
450		1	<u>Fluid (right)</u> 1 - Yes Blank	6 23802	
451		1	<u>Fluid (left)</u> 1 - Yes Blank	3 23805	
452		1	<u>Scars (right)</u> 1 - Yes Blank	83 23725	
453		1	<u>Scars (left)</u> 1 - Yes Blank	74 23734	
454		1	<u>Perforated (right)</u> 1 - With discharge 2 - Without discharge Blank	15 27 23766	
455		1	<u>Perforated (left)</u> 1 - With discharge 2 - Without discharge Blank	12 28 23768	

HEALTH AND NUTRITION EXAMINATION SURVEY (HANES I)

Item #	Tape Loc.	No. of Positions	ITEM DESCRIPTION & CODES	Control Counts	HANES I Data Source
456		1	<u>Nares (right)</u> 1 - No findings 2 - Findings Blank	6536 356 16916	
457		1	<u>Nares (left)</u> 1 - No findings 2 - Findings Blank	6526 366 16916	
458		1	<u>Obstruction (right)</u> 1 - Acute 2 - Chronic Blank	13 37 23758	
459		1	<u>Obstruction (left)</u> 1 - Acute 2 - Chronic Blank	17 34 23757	
			<u>OTHER SIGNIFICANT FINDINGS</u>		
460		1	<u>Deviated Septum (right)</u> 1 - Yes Blank	100 23708	
461		1	<u>Deviated Septum (left)</u> 1 - Yes Blank	114 23694	
462		1	<u>Swollen turbinates (right)</u> 1 - Yes Blank	152 23656	
463		1	<u>Swollen turbinates (left)</u> 1 - Yes Blank	163 23645	

HEALTH AND NUTRITION EXAMINATION SURVEY (HANES I)

Item #	Tape Loc.	No. of Positions	ITEM DESCRIPTION & CODES	Control Counts	HANES I Data Source
464		1	<u>Chronic Inflammation (right)</u> 1 - Yes Blank	64 23744	
465		1	<u>Chronic Inflammation (left)</u> 1 - Yes Blank	60 23748	
466		1	<u>Other (right)</u> 1 - Yes Blank	66 23742	
467		1	<u>Other (left)</u> 1 - Yes Blank	61 23747	
468		1	<u>NECK</u> 1 - No findings 2 - Findings Blank	6669 223 16916	
469		1	<u>Adenopathy</u> 1 - Findings Blank	18 23790	
470		1	<u>Tracheal deviation</u> 1 - Findings Blank	0 23808	
471		1	<u>Other</u> 1 - Findings Blank	207 23601	
472		1	<u>CHEST AUSCULTATION</u> 1 - No findings, 2 - Findings Blank	6342 550 16916	

HEALTH AND NUTRITION EXAMINATION SURVEY (HANES I)

Item #	Tape Loc.	No. of Positions	ITEM DESCRIPTION & CODES	Control Counts	HANES I Data Source
473		1	<u>RIGHT CHEST - Upper Lobe</u> 1 - Diminished breath sounds 2 - Absent breath sounds Blank	174 2 23632	
474		1	<u>Bronchial breath sounds</u> 1 - Yes Blank	6 23802	
475		1	<u>Rales</u> 1 - Yes Blank	13 23795	
476		1	<u>Rhonchi</u> 1 - Yes Blank	42 23766	
477		1	<u>Wheeze</u> 1 - Yes Blank	69 23739	
478		1	<u>Middle Lobe</u> 1 - Diminished breath sounds 2 - Absent breath sounds Blank	167 5 23636	
479		1	<u>Bronchial breath sounds</u> 1 - Yes Blank	6 23802	
480		1	<u>Rales</u> 1 - Yes Blank	16 23792	
481		1	<u>Rhonchi</u> 1 - Yes Blank	39 23769	

HEALTH AND NUTRITION EXAMINATION SURVEY (HANES I)

Item #	Tape Loc.	No. of Positions	ITEM DESCRIPTION & CODES	Control Counts	HANES I Data Source
482		1	<u>Wheeze</u> 1 - Yes Blank	72 23736	
483		1	<u>Lower Lobe</u> 1 - Diminished breath sounds 2 - Absent breath sounds Blank	184 7 23617	
484		1	<u>Bronchial breath sounds</u> 1 - Yes Blank	8 23800	
485		1	<u>Rales</u> 1 - Yes Blank	64 23744	
486		1	<u>Rhonchi</u> 1 - Yes Blank	52 23756	
487		1	<u>Wheeze</u> 1 - Yes Blank <u>LEFT CHEST</u>	73 23735	
488		1	<u>Upper Lobe</u> 1 - Diminished breath sounds 2 - Absent breath sounds Blank	166 3 23639	
489		1	<u>Bronchial breath sounds</u> 1 - Yes Blank	8 23800	

HEALTH AND NUTRITION EXAMINATION SURVEY (HANES I)

Item #	Tape Loc.	No. of Positions	ITEM DESCRIPTION & CODES	Control Counts	HANES I Data Source
490		1	<u>Rales</u> 1 - Yes Blank	13 23795	
491		1	<u>Rhonchi</u> 1 - Yes Blank	36 23772	
492		1	<u>Wheeze</u> 1 - Yes Blank	75 23733	
493		1	<u>Lower Lobe</u> 1 - Diminished breath sounds 2 - Absent breath sounds Blank	174 8 23626	
494		1	<u>Bronchial breath sounds</u> 1 - Yes Blank	8 23800	
495		1	<u>Rales</u> 1 - Yes Blank	62 23746	
496		1	<u>Rhonchi</u> 1 - Yes Blank	47 23761	
497		1	<u>Wheeze</u> 1 - Yes Blank	81 23727	
498		1	<u>Other chest findings</u> 1 - None 2 - Findings 8 - Blank, but applicable Blank	6680 209 3 16916	

HEALTH AND NUTRITION EXAMINATION SURVEY (HANES I)

Item #	Tape Loc.	No. of Positions	ITEM DESCRIPTION & CODES	Control Counts	HANES I Data Source
			<u>HEART</u>		
499		1	<u>PMI (Point of Maximal Impulse)</u> 1 - Felt 2 - Not felt Blank	3842 3050 16916	
500		1	<u>Interspace</u> 4-7 felt - as given 8 - Blank, but applicable Blank	3830 1 19977	
501		1	<u>Midclavicular</u> 1 - At 2 - Inside 3 - Outside Blank	2405 1154 272 19977	
502		1	<u>Thrills</u> 1 - Absent 2 - Present Blank	6855 33 16920	
503		1	<u>Systolic</u> 1 - Base 2 - Apex Blank	17 13 23778	
504		1	<u>Diastolic</u> 1 - Base 2 - Apex Blank	12 6 23790	

HEALTH AND NUTRITION EXAMINATION SURVEY (HANES I)

Item #	Tape Loc.	No. of Positions	ITEM DESCRIPTION & CODES	Control Counts	HANES I Data Source
505		1	<u>First Heart Sound</u> 1 - Normal 2 - Accentuated 3 - Diminished 8 - Blank, but applicable Blank	6580 32 243 37 16916	
506		1	<u>Second Heart Sound</u> 1 - Normal 2 - Accentuated 3 - Diminished 8 - Blank, but applicable Blank <u>MURMURS</u>	6541 111 203 37 16916	
507		1	<u>Murmurs:</u> 1 - None Blank	6457 17351	
508		1	<u>If Murmur - Type (systolic)</u> 1 - Functional 2 - Organic 9 - Don't know Blank	118 192 86 23412	
509		1	<u>If murmur - type (diastolic)</u> 1 - Functional 2 - Organic 9 - Don't know Blank <u>LOCATION OF MURMURS</u>	2 41 2 23763	
510		1	<u>Apex - Systolic</u> 1-6 - Grade as given Blank	240 23568	

HEALTH AND NUTRITION EXAMINATION SURVEY (HANES I)

Item #	Tape Loc.	No. of Positions	ITEM DESCRIPTION & CODES	Control Counts	HANES I Data Source
511		1	<u>Apex - Diastolic</u> 1-6 - Grade as given Blank	33 23775	
512		1	<u>Midprecordium - Systolic</u> 1-6 - Grade as given Blank	148 23660	
513		1	<u>Midprecordium - Diastolic</u> 1-6 - Grade as given Blank	6 23802	
514		1	<u>Left Base - Systolic</u> 1-6 - Grade as given Blank	104 23704	
515		1	<u>Left Base - Diastolic</u> 1-6 - Grade as given Blank	4 23804	
516		1	<u>Right Base - Systolic</u> 1-6 - Grade as given Blank	133 23675	
517		1	<u>Right Base - Diastolic</u> 1-6 - Grade as given Blank	8 23800	
			<u>MURMURS - ORIGIN</u>		
518		1	<u>Mitral</u> 1 - Systolic 2 - Diastolic 3 - Both Blank	113 22 5 23668	

HEALTH AND NUTRITION EXAMINATION SURVEY (HANES I)

Item #	Tape Loc.	No. of Positions	ITEM DESCRIPTION & CODES	Control Counts	HANES I Data Source
519		1	<u>Aortic</u>		
			1 - Systolic	106	
			2 - Diastolic	6	
			3 - Both	6	
			Blank	23690	
520		1	<u>Tricuspid</u>		
			1 - Systolic	2	
			2 - Diastolic	0	
			3 - Both	0	
			Blank	23806	
521		1	<u>Pulmonic</u>		
			1 - Systolic	13	
			2 - Diastolic	2	
			3 - Both	0	
			Blank	23793	
522		1	<u>ASD</u>		
			1 - Systolic	2	
			2 - Diastolic	0	
			3 - Both	0	
			Blank	23806	
523		1	<u>VSD</u>		
			1 - Systolic	11	
			2 - Diastolic	0	
			3 - Both	0	
			Blank	23797	
524		1	<u>Other</u>		
			1 - Systolic	50	
			2 - Diastolic	1	
			3 - Both	0	
			Blank	23757	
525		1	<u>Don't Know</u>		
			9 - Systolic	99	
			Blank	23709	

HEALTH AND NUTRITION EXAMINATION SURVEY (HANES I)

Item #	Tape Loc.	No. of Positions	ITEM DESCRIPTION & CODES	Control Counts	HANES I Data Source
526		1	<u>Other Cardiac or Cardiovascular Findings</u> 1 - No 2 - Yes Blank	5928 964 16916	
			IF FINDINGS ABOVE:		
527		1	<u>Edema</u> 1 - Yes Blank	203 23605	
528		1	<u>Other</u> 1 - Yes Blank	826 22982	
529		1	<u>Neck Vein Distension</u> 1 - Yes Blank	44 23764	
			<u>PULSE - ARTERIAL EVALUATION</u>		
			<u>Palpation</u>		
530		1	<u>Right Radial</u> 1 - Normal 2 - Sclerotic 3 - Tortuous 4 - Sclerotic and Tortuous 8 - Blank, but applicable Blank	6823 37 3 12 17 16916	
531		1	<u>Right Femoral</u> 1 - Normal 2 - Sclerotic 3 - Tortuous 4 - Sclerotic and Tortuous 8 - Blank, but applicable Blank	6825 28 0 7 32 16916	

HEALTH AND NUTRITION EXAMINATION SURVEY (HANES I)

Item #	Tape Loc.	No. of Positions	ITEM DESCRIPTION & CODES	Control Counts	HANES I Data Source
532		1	<u>Right Dorsalis Pedis</u> 1 - Normal 2 - Sclerotic 3 - Tortuous 4 - Sclerotic and Tortuous 8 - Blank, but applicable Blank	6711 46 1 12 122 16916	
533		1	<u>Left Radial</u> 1 - Normal 2 - Sclerotic 3 - Tortuous 4 - Sclerotic and Tortuous 8 - Blank, but applicable Blank	6817 38 2 11 24 16916	
534		1	<u>Left Femoral</u> 1 - Normal 2 - Sclerotic 3 - Tortuous 4 - Sclerotic and Tortuous 8 - Blank, but applicable Blank	6816 30 0 6 40 16916	
535		1	<u>Left Dorsalis Pedis</u> 1 - Normal 2 - Sclerotic 3 - Tortuous 4 - Sclerotic and Tortuous 8 - Blank, but applicable Blank	6712 51 2 11 116 16916	

HEALTH AND NUTRITION EXAMINATION SURVEY (HANES I)

Item #	Tape Loc.	No. of Positions	ITEM DESCRIPTION & CODES	Control Counts	HANES I Data Source
			<u>Pulsations</u>		
	536	1	<u>Right Radial</u>		
			1 - Normal	6815	
			2 - Diminished	33	
			3 - Bounding	19	
			4 - Absent	12	
			8 - Blank, but applicable	13	
			Blank	16916	
	537	1	<u>Right Femoral</u>		
			1 - Normal	6753	
			2 - Diminished	68	
			3 - Bounding	19	
			4 - Absent	33	
			8 - Blank, but applicable	19	
			Blank	16916	
	538	1	<u>Right Dorsalis Pedis</u>		
			1 - Normal	6243	
			2 - Diminished	302	
			3 - Bounding	20	
			4 - Absent	290	
			8 - Blank, but applicable	37	
			Blank	16916	
	539	1	<u>Other</u>		
			1 - Normal	346	
			2 - Diminished	50	
			3 - Bounding	1	
			4 - Absent	40	
			Blank	23371	

HEALTH AND NUTRITION EXAMINATION SURVEY (HANES I)

Item #	Tape Loc.	No. of Positions	ITEM DESCRIPTION & CODES	Control Counts	HANES I Data Source
540		1	<u>Left Radial</u>		
			1 - Normal	6808	
			2 - Diminished	37	
			3 - Bounding	18	
			4 - Absent	6	
			8 - Blank, but applicable	23	
			Blank	16916	
541		1	<u>Left Femoral</u>		
			1 - Normal	6737	
			2 - Diminished	73	
			3 - Bounding	20	
			4 - Absent	37	
			8 - Blank, but applicable	25	
			Blank	16916	
542		1	<u>Left Dorsalis pedis</u>		
			1 - Normal	6264	
			2 - Diminished	299	
			3 - Bounding	20	
			4 - Absent	265	
			8 - Blank, but applicable	44	
			Blank	16916	
543		1	<u>Other</u>		
			1 - Normal	309	
			2 - Diminished	47	
			3 - Bounding	1	
			4 - Absent	135	
			Blank	23416	
544		1	<u>KNEES</u>		
			1 - Findings	913	
			2 - No findings	5979	
			Blank	16916	

HEALTH AND NUTRITION EXAMINATION SURVEY (HANES I)

Item #	Tape Loc.	No. of Positions	ITEM DESCRIPTION & CODES	Control Counts	HANES I Data Source
			<u>BONY IRREGULARITY</u>		
	545	1	<u>Genu varum</u> 1 - Right 2 - Left 3 - Both Blank	4 1 99 23704	
	546	1	<u>Genu valgum</u> 1 - Right 2 - Left 3 - Both Blank	3 3 66 23736	
	547	1	<u>Genu recurvatum</u> 1 - Right 2 - Left 3 - Both Blank	0 0 2 23806	
	548	1	<u>Fixed flexion</u> 1 - Right 2 - Left 3 - Both Blank	5 4 4 23795	
	549	1	<u>Other</u> 1 - Right 2 - Left 3 - Both Blank	27 19 24 23738	
			<u>PAIN ON MOTION</u>		
	550	1	<u>Right medial</u> 1 - Active 2 - Passive 3 - Both Blank	8 8 24 23768	

HEALTH AND NUTRITION EXAMINATION SURVEY (HANES I)

Item #	Tape Loc.	No. of Positions	ITEM DESCRIPTION & CODES	Control Counts	HANES I Data Source
551		1	<u>Right medial</u> 1 - Tenderness Blank	25 23783	
552		1	<u>Right lateral</u> 1 - Active 2 - Passive 3 - Both Blank	3 5 24 23776	
553		1	<u>Right lateral</u> 1 - Tenderness Blank	23 23785	
554		1	<u>Right diffuse</u> 1 - Active 2 - Passive 3 - Both Blank	4 16 46 23742	
555		1	<u>Right diffuse</u> 1 - Tenderness Blank	51 23757	
556		1	<u>Left Medial</u> 1 - Active 2 - Passive 3 - Both Blank	7 4 18 23779	
557		1	<u>Left medial</u> 1 - Tenderness Blank	28 23780	
558		1	<u>Left lateral</u> 1 - Active 2 - Passive 3 - Both Blank	4 7 21 23776	

HEALTH AND NUTRITION EXAMINATION SURVEY (HANES I)

Item #	Tape Loc.	No. of Positions	ITEM DESCRIPTION & CODES	Control Counts	HANES I Data Source
	559	1	<u>Left lateral</u> 1 - Tenderness Blank	20 23788	
	560	1	<u>Left diffuse</u> 1 - Active 2 - Passive 3 - Both Blank	6 7 31 23764	
	561	1	<u>Left diffuse</u> 1 - Tenderness Blank <u>Tenderness</u>	40 23768	
	562	1	<u>Right suprapatellar</u> 1 - Tenderness Blank	27 23781	
	563	1	<u>Left suprapatellar</u> 1 - Tenderness Blank	31 23777	
	564	1	<u>Right infrapatellar</u> 1 - Tenderness Blank	27 23781	
	565	1	<u>Left infrapatellar</u> 1 - Tenderness Blank <u>Other findings</u>	22 23786	
	566	1	<u>Swelling</u> 1 - Right 2 - Left 3 - Both Blank	19 10 19 23760	

HEALTH AND NUTRITION EXAMINATION SURVEY (HANES I)

Item #	Tape Loc.	No. of Positions	ITEM DESCRIPTION & CODES	Control Counts	HANES I Data Source
567		1	<u>Fluid</u>		
			1 - Right	7	
			2 - Left	6	
			3 - Both	0	
			Blank	23795	
568		1	<u>Soft tissue proliferation</u>		
			1 - Right	10	
			2 - Left	3	
			3 - Both	18	
			Blank	23777	
569		1	<u>Subpatellar crepitus</u>		
			1 - Right	86	
			2 - Left	127	
			3 - Both	274	
			Blank	23321	
570		1	<u>Muscular wasting thigh</u>		
			1 - Right	3	
			2 - Left	7	
			3 - Both	1	
			Blank	23797	
571		1	<u>Other</u>		
			1 - Right	40	
			2 - Left	31	
			3 - Both	24	
			Blank	23713	
572		1	<u>HIPS</u>		
			1 - Findings	275	
			2 - No findings	6617	
			Blank	16916	

HEALTH AND NUTRITION EXAMINATION SURVEY (HANES I)

Item #	Tape Loc.	No. of Positions	ITEM DESCRIPTION & CODES	Control Counts	HANES I Data Source
			<u>PAIN ON MOTION</u>		
573		1	<u>Extension--Active</u> 1 - Right 2 - Left 3 - Both Blank	15 15 20 23758	
574		1	<u>Extension--Passive</u> 1 - Right 2 - Left 3 - Both Blank	10 15 28 23755	
575		1	<u>Flexion--Active</u> 1 - Right 2 - Left 3 - Both Blank	19 15 25 23749	
576		1	<u>Flexion--Passive</u> 1 - Right 2 - Left 3 - Both Blank	18 15 31 23744	
577		1	<u>Abduction--Active</u> 1 - Right 2 - Left 3 - Both Blank	18 17 25 23748	
578		1	<u>Abduction--Passive</u> 1 - Right 2 - Left 3 - Both Blank	14 19 36 23739	

HEALTH AND NUTRITION EXAMINATION SURVEY (HANES I)

Item #	Tap Loc.	No. of Positions	ITEM DESCRIPTION & CODES	Control Counts	HANES I Data Source
579		1	<u>Adduction--Active</u> 1 - Right 2 - Left 3 - Both Blank	15 14 18 23761	
580		1	<u>Adduction--Passive</u> 1 - Right 2 - Left 3 - Both Blank	12 17 26 23753	
581		1	<u>External Rotation--Active</u> 1 - Right 2 - Left 3 - Both Blank	37 28 37 23706	
582		1	<u>External Rotation--Passive</u> 1 - Right 2 - Left 3 - Both Blank	31 27 48 23702	
583		1	<u>Internal Rotation--Active</u> 1 - Right 2 - Left 3 - Both Blank	27 21 28 23732	
584		1	<u>Internal Rotation--Passive</u> 1 - Right 2 - Left 3 - Both Blank	25 25 37 23721	

HEALTH AND NUTRITION EXAMINATION SURVEY (HANES I)

Item #	Tape Loc.	No. of Positions	ITEM DESCRIPTION & CODES	Control Counts	HANES I Data Source
			<u>Other Findings:</u>		
	585	1	<u>Muscle Wastings (Gluteal)</u> 1 - Right 2 - Left 3 - Both Blank	1 8 7 23792	
	586	1	<u>Trochanter tenderness</u> 1 - Right 2 - Left 3 - Both Blank	9 12 17 23770	
	587	1	<u>Groin tenderness</u> 1 - Right 2 - Left 3 - Both Blank	1 3 0 23804	
	588	1	<u>Other</u> 1 - Right 2 - Left 3 - Both Blank	23 8 31 23746	
	589	1	<u>JOINTS</u> 1 - No findings 2 - Findings Blank	5826 1066 16916	
			<u>SHOULDER</u>		
	590	1	<u>Tender</u> 1 - Right 2 - Left 3 - Both Blank	25 26 23 23734	

HEALTH AND NUTRITION EXAMINATION SURVEY (HANES I)

Item #	Tape Loc.	No. of Positions	ITEM DESCRIPTION & CODES	Control Counts	HANES I Data Source
591		1	<u>Swelling</u> 1 - Right 2 - Left 3 - Both Blank	1 1 0 23806	
592		1	<u>Deformity</u> 1 - Right 2 - Left 3 - Both Blank	1 1 1 23805	
593		1	<u>Limitation</u> 1 - Right 2 - Left 3 - Both Blank	39 44 43 23682	
594		1	<u>Pain on motion</u> 1 - Right 2 - Left 3 - Both Blank	55 53 43 23657	
595		1	<u>Other</u> 1 - Right 2 - Left 3 - Both Blank	7 6 4 23791	
596		1	<u>ELBOW</u> <u>Tender</u> 1 - Right 2 - Left 3 - Both Blank	23 17 10 23758	

HEALTH AND NUTRITION EXAMINATION SURVEY (HANES I)

Item #	Tape Loc.	No. of Positions	ITEM DESCRIPTION & CODES	Control Counts	HANES I Data Source
597		1	<u>Swelling</u>		
			1 - Right	1	
			2 - Left	0	
			3 - Both	2	
			Blank	23805	
598		1	<u>Deformity</u>		
			1 - Right	4	
			2 - Left	7	
			3 - Both	3	
			Blank	23794	
599		1	<u>Limitation</u>		
			1 - Right	18	
			2 - Left	13	
			3 - Both	5	
			Blank	23772	
600		1	<u>Pain on motion</u>		
			1 - Right	17	
			2 - Left	9	
			3 - Both	5	
			Blank	23777	
601		1	<u>Other</u>		
			1 - Right	4	
			2 - Left	1	
			3 - Both	6	
			Blank	23797	
602		1	<u>WRIST</u>		
			<u>Tender</u>		
			1 - Right	18	
			2 - Left	7	
			3 - Both	15	
Blank	23768				

HEALTH AND NUTRITION EXAMINATION SURVEY (HANES I)

Item #	Tape Loc.	No. of Partitions	ITEM DESCRIPTION & CODES	Control Counts	HANES I Data Source
603	1	1	<u>Swelling</u> 1 - Right 2 - Left 3 - Both Blank	8 1 1 23798	
604	1	1	<u>Deformity</u> 1 - Right 2 - Left 3 - Both Blank	11 7 7 23783	
605	1	1	<u>Limitation</u> 1 - Right 2 - Left 3 - Both Blank	13 4 13 23778	
606	1	1	<u>Pain on motion</u> 1 - Right 2 - Left 3 - Both Blank	7 6 8 23787	
607	1	1	<u>Other</u> 1 - Right 2 - Left 3 - Both Blank	2 2 5 23799	
			<u>METACARPOPHALANGEAL (Number involved)</u>		
608	1	1	<u>Tender--Right</u> 1-5 - Number as given Blank	36 23772	

HEALTH AND NUTRITION EXAMINATION SURVEY (HANES I)

Item #	Tape Loc.	No. of Positions	ITEM DESCRIPTION & CODES	Control Counts	HANES I Data Source
609		1	<u>Tender--Left</u> 1-5 - Number as given Blank	22 23786	
610		1	<u>Swelling--Right</u> 1-5 - Number as given Blank	17 23791	
611		1	<u>Swelling--Left</u> 1-5 - Number as given Blank	12 23796	
612		1	<u>Deformity--Right</u> 1-5 - Number as given Blank	28 23780	
613		1	<u>Deformity--Left</u> 1-5 - Number as given Blank	26 23782	
614		1	<u>Limitation--Right</u> 1-5 - Number as given Blank	17 23791	
615		1	<u>Limitation--Left</u> 1-5 - Number as given Blank	15 23793	
616		1	<u>Pain on motion--Right</u> 1-5 - Number as given Blank	9 23799	
617		1	<u>Pain on motion--Left</u> 1-5 - Number as given Blank	10 23798	

HEALTH AND NUTRITION EXAMINATION SURVEY (HANES I)

Item #	Expe Loc.	No. of Positions	ITEM DESCRIPTION & CODES	Control Counts	HANES I Data Source
618		1	<u>Other--Right</u> 1-5 - Number as given Blank	9 23799	
619		1	<u>Other--Left</u> 1-5 - Number as given Blank	13 23795	
			<u>PROXIMAL/INTER PHALANGEAL (number involved)</u>		
620		1	<u>Tender--Right</u> 1-5 - Number as given Blank	56 23752	
621		1	<u>Tender--Left</u> 1-5 - Number as given Blank	32 23776	
622		1	<u>Swelling--Right</u> 1-5 - Number as given Blank	71 23737	
623		1	<u>Swelling--Left</u> 1-5 - Number as given Blank	48 23760	
624		1	<u>Deformity--Right</u> 1-5 - Number as given Blank	95 23713	
625		1	<u>Deformity--Left</u> 1-5 - Number as given Blank	79 23729	
626		1	<u>Limitation--Right</u> 1-5 - Number as given Blank	84 23724	

HEALTH AND NUTRITION EXAMINATION SURVEY (HANES I)

Item #	Tape Loc.	No. of Positions	ITEM DESCRIPTION & CODES	Control Counts	HANES I Data Source
627		1	<u>Limitation--Left</u> 1-5 - Number as given Blank	64 23744	
628		1	<u>Pain on motion--Right</u> 1-5 - Number as given Blank	19 23789	
629		1	<u>Pain on motion--Left</u> 1-5 - Number as given Blank	17 23791	
630		1	<u>Other--Right</u> 1-5 - Number as given Blank	13 23795	
631		1	<u>Other--Left</u> 1-5 - Number as given Blank	22 23786	
			<u>DISTAL INTER PHALANGEAL</u>		
632		1	<u>Tender--Right</u> 1-5 - Number as given Blank	46 23762	
633		1	<u>Tender--Left</u> 1-5 - Number as given Blank	26 23782	
634		1	<u>Swelling--Right</u> 1-5 - Number as given Blank	35 23773	
635		1	<u>Swelling--Left</u> 1-5 - Number as given Blank	28 23780	

1
63
13
1

HEALTH AND NUTRITION EXAMINATION SURVEY (HANES I)

Item #	Tape Loc.	No. of Positions	ITEM DESCRIPTION & CODES	Control Counts	HANES I Data Source
636		1	<u>Deformity--Right</u> 1-5 - Number as given Blank	103 23705	
637		1	<u>Deformity--Left</u> 1-5 - Number as given Blank	98 23710	
638		1	<u>Limitation--Right</u> 1-5 - Number as given Blank	65 23743	
639		1	<u>Limitation--Left</u> 1-5 - Number as given Blank	65 23743	
640		1	<u>Herberden's Nodes--Right</u> 1-5 - Number as given Blank	315 23493	
641		1	<u>Herberden's Nodes--Left</u> 1-5 - Number as given Blank	286 23522	
642		1	<u>Pain on Motion--Right</u> 1-5 - Number as given Blank	9 23799	
643		1	<u>Pain on Motion--Left</u> 1-5 - Number as given Blank	9 23799	
644		1	<u>Other--Right</u> 1-5 - Number as given Blank	17 23791	

HEALTH AND NUTRITION EXAMINATION SURVEY (HANES I)

Item #	Tape Loc.	No. of Positions	ITEM DESCRIPTION & CODES	Control Counts	HANES I Data Source
645		1	<u>Other--Left</u> 1-5 - Number as given Blank	21 23787	
			<u>OTHER JOINTS</u>		
646		1	<u>ANKLE</u> <u>Tender</u> 1 - Right 2 - Left 3 - Both Blank	10 4 8 23786	
647		1	<u>Swelling</u> 1 - Right 2 - Left 3 - Both Blank	10 5 9 23784	
648		1	<u>Deformity</u> 1 - Right 2 - Left 3 - Both Blank	13 5 9 23781	
649		1	<u>Limitation</u> 1 - Right 2 - Left 3 - Both Blank	11 7 9 23781	
650		1	<u>Pain on Motion</u> 1 - Right 2 - Left 3 - Both Blank	10 9 4 23785	

HEALTH AND NUTRITION EXAMINATION SURVEY (HANES I)

Item #	Tape Loc.	No. of Positions	ITEM DESCRIPTION & CODES	Control Counts	HANES I Data Source
651		1	<u>Other</u>		
			1 - Right	5	
			2 - Left	6	
			3 - Both	1	
			Blank	23796	
652		1	<u>FEET</u>		
			<u>Tender</u>		
			1 - Right	2	
			2 - Left	1	
			3 - Both	3	
Blank	23802				
653		1	<u>Swelling</u>		
			1 - Right	2	
			2 - Left	2	
			3 - Both	4	
			Blank	23800	
654		1	<u>Deformity</u>		
			1 - Right	6	
			2 - Left	1	
			3 - Both	12	
			Blank	23789	
655		1	<u>Limitation</u>		
			1 - Right	1	
			2 - Left	4	
			3 - Both	1	
			Blank	23802	
656		1	<u>Pain on Motion</u>		
			1 - Right	0	
			2 - Left	2	
			3 - Both	2	
			Blank	23804	

HEALTH AND NUTRITION EXAMINATION SURVEY (HANES I)

Item #	Tape Loc.	No. of Positions	ITEM DESCRIPTION & CODES	Control Counts	HANES I Data Source
657		1	<u>Other</u>		
			1 - Right	6	
			2 - Left	1	
			3 - Both	5	
			Blank	23796	
658		1	<u>BACK</u>		
			1 - No findings	5716	
			2 - Findings	1176	
			Blank	16916	
			<u>Findings</u>		
659		1	<u>Scoliosis</u>		
			1 - Yes	202	
			Blank	23606	
660		1	<u>Kyphosis</u>		
			1 - Yes	230	
			Blank	23578	
661		1	<u>Lordosis</u>		
			1 - Yes	129	
			Blank	23679	
			<u>Tenderness</u>		
662		1	<u>Sciatic Notch</u>		
			1 - Right	25	
			2 - Left	14	
			3 - Both	36	
			Blank	23733	

HEALTH AND NUTRITION EXAMINATION SURVEY (HANES I)

Item #	Tape Loc.	No. of Positions	ITEM DESCRIPTION & CODES	Control Counts	HANES I Data Source
663		1	<u>Sacroiliac</u>		
			1 - Right	34	
			2 - Left	22	
			3 - Both	78	
			Blank	23674	
664		1	<u>Other</u>		
			1 - Yes	106	
			Blank	23702	
			<u>Limitation on Motion</u>		
665		1	<u>Cervical Spine</u>		
			1 - Yes	307	
			Blank	23501	
666		1	<u>Thoracic Spine</u>		
			1 - Yes	65	
			Blank	23743	
667		1	<u>Lumbar Spine Flexion</u>		
			1 - Yes	168	
			Blank	23640	
668		1	<u>Lumbar Spine--Right Lateral Flexion</u>		
			1 - Yes	195	
			Blank	23613	
669		1	<u>Lumbar Spine--Left Lateral Flexion</u>		
			1 - Yes	192	
			Blank	23616	

HEALTH AND NUTRITION EXAMINATION SURVEY (HANES I)

Item #	Tape Loc.	No. of Positions	ITEM DESCRIPTION & CODES	Control Counts	HANES I Data Source
670		1	<u>Full Extension</u> 1 - Yes Blank	162 23646	
671		1	<u>Pain on Motion</u> 1 - Negative 2 - Positive Blank <u>Flexion</u>	4521 310 18977	
672		1	<u>Cervical</u> 1 - Yes Blank	57 23751	
673		1	<u>Thoracic</u> 1 - Yes Blank	13 23795	
674		1	<u>Low Back</u> 1 - Yes Blank	132 23676	
675		1	<u>Diffuse</u> 1 - Yes Blank	9 23799	
676		1	<u>Uncertain</u> 1 - Yes Blank <u>Extension</u>	1 23807	
677		1	<u>Cervical</u> 1 - Yes Blank	82 23726	

HEALTH AND NUTRITION EXAMINATION SURVEY (HANES I)

Item #	Tape Loc.	No. of Positions	ITEM DESCRIPTION & CODES	Control Counts	HANES I Data Source
678		1	<u>Thoracic</u> 1 - Yes Blank	9 23799	
679		1	<u>Low Back</u> 1 - Yes Blank	125 23683	
680		1	<u>Diffuse</u> 1 - Yes Blank	8 23800	
681		1	<u>Uncertain</u> 1 - Yes Blank	0 23808	
			<u>Right Lateral Bending</u>		
682		1	<u>Cervical</u> 1 - Yes Blank	102 23706	
683		1	<u>Thoracic</u> 1 - Yes Blank	12 23796	
684		1	<u>Low Back</u> 1 - Yes Blank	129 23679	
685		1	<u>Diffuse</u> 1 - Yes Blank	15 23793	

HEALTH AND NUTRITION EXAMINATION SURVEY (HANES I)

Item #	Tape Loc.	No. of Positions	ITEM DESCRIPTION & CODES	Control Counts	HANES I Data Source
	686	1	<u>Uncertain</u> 1 - Yes Blank	1 23807	
			<u>Left Lateral Bending</u>		
	687	1	<u>Cervical</u> 1 - Yes Blank	110 23698	
	688	1	<u>Thoracic</u> 1 - Yes Blank	11 23797	
	689	1	<u>Low Back</u> 1 - Yes Blank	145 23663	
	690	1	<u>Diffuse</u> 1 - Yes Blank	15 23793	
	691	1	<u>Uncertain</u> 1 - Yes Blank	0 23808	
			<u>Right Rotation</u>		
	692	1	<u>Cervical</u> 1 - Yes Blank	76 23732	
	693	1	<u>Thoracic</u> 1 - Yes Blank	12 23796	

HEALTH AND NUTRITION EXAMINATION SURVEY (HANES I)

Item #	Tape Loc.	No. of Positions	ITEM DESCRIPTION & CODES	Control Counts	HANES I Data Source
694		1	<u>Low Back</u> 1 - Yes Blank	73 23735	
695		1	<u>Diffuse</u> 1 - Yes Blank	14 23794	
696		1	<u>Uncertain</u> 1 - Yes Blank <u>Left Rotation</u>	0 23808	
697		1	<u>Cervical</u> 1 - Yes Blank	80 23728	
698		1	<u>Thoracic</u> 1 - Yes Blank	12 23796	
699		1	<u>Low Back</u> 1 - Yes Blank	76 23732	
700		1	<u>Diffuse</u> 1 - Yes Blank	15 23793	
701		1	<u>Uncertain</u> 1 - Yes Blank	0 23808	

HEALTH AND NUTRITION EXAMINATION SURVEY (HANES I)

Item #	Tape Loc.	No. of Positions	ITEM DESCRIPTION & CODES	Control Counts	HANES I Data Source
			<u>STRAIGHT-LEG RAISING TEST</u>		
	702	1	<u>Right Leg</u> 1 - Negative 2 - Positive 8 - Blank, but applicable Blank	6708 149 35 16916	
	703	1	<u>Increase on Ankle (right leg)</u> 1 - Yes 2 - No 8 - Blank, but applicable Blank	79 6698 115 16916	
	704	1	<u>Left Leg</u> 1 - Negative 2 - Positive 8 - Blank, but applicable Blank	6719 138 35 16916	
	705	1	<u>Increase Dorsiflexion (left leg)</u> 1 - Yes 2 - No 8 - Blank, but applicable Blank	83 6696 113 16916	
	706	1	<u>Other Systems</u> 1 - No findings 2 - Findings 8 - Blank, but applicable Blank	6615 270 7 16916	
			<u>BLOOD PRESSURE</u>		
	707-710	4	0100-1259 - Time as given 8888 - Blank, but applicable Blank	6877 15 16916	See Detailed Notes

HEALTH AND NUTRITION EXAMINATION SURVEY (HANES I)

Item #	Tape Loc.	No. of Positions	ITEM DESCRIPTION & CODES	Control Counts	HANES I Data Source
	711	1	<u>AM or PM</u> 1 - A.M. 2 - P.M. 8 - Blank, but applicable Blank	2491 4386 15 16916	
	712- 714	3	<u>Recumbent--Systolic</u> 065-300 - Range as given 888 - Blank, but applicable Blank	6858 34 16916	See Detailed Notes
	715- 717	3	<u>Recumbent--Diastolic</u> 035-186 - Range as given 888 - Blank, but applicable Blank	6854 38 16916	See Detailed Notes
	718- 720	3	<u>Sitting--Systolic</u> 065-300 - Range as given 888 - Blank, but applicable Blank	6853 39 16916	See Detailed Notes
	721- 723	3	<u>Sitting--Diastolic</u> 022-180 - Range as given 888 - Blank, but applicable Blank	6849 43 16916	See Detailed Notes
	724	1	<u>Summary of Diagnostic Impression</u> 1 - Normal 2 - Abnormal Blank	2337 4555 16916	
			<u>ICD CODES</u>		See Detailed Notes
	725	1	<u>Severity</u> 1 - Minimum 2 - Moderate 3 - Severe 8 - Blank, but applicable Blank	1044 946 133 120 21565	

HEALTH AND NUTRITION EXAMINATION SURVEY (HANES I)

Item #	Tape Loc.	No. of Positions	ITEM DESCRIPTION & CODES	Control Counts	HANES I Data Source
726		1	<u>Certainty</u> 0-9 - Degree of certainty dash - Blank, but applicable Blank	2114 129 21565	
727- 729		3	<u>ICD Code</u> 000-999 Blank	2243 21565	
730		1	<u>Severity</u> 1 - Minimum 2 - Moderate 3 - Severe 8 - Blank, but applicable Blank	292 313 54 78 23071	
731		1	<u>Certainty</u> 0-9 - Degree of certainty Dash - Blank, but applicable Blank	673 64 23071	
732- 734		3	<u>ICD Code</u> X00-999 - Code as given Blank	737 23071	
735		1	<u>Severity</u> 1 - Minimum 2 - Moderate 3 - Severe 8 - Blank, but applicable Blank	117 110 16 41 23524	

HEALTH AND NUTRITION EXAMINATION SURVEY (HANES I)

Item #	Tape Loc.	No. of Positions	ITEM DESCRIPTION & CODES	Control Counts	HANES I Data Source
	736	1	<u>Certainty</u> 0-9 - Degree of certainty Dash - Blank, but applicable Blank	256 28 23524	
	737- 739	3	<u>ICD Code</u> 000-999 - Code as given Blank	284 23524	
	740	1	<u>Severity</u> 1 - Minimum 2 - Moderate 3 - Severe 8 - Blank, but applicable Blank	1000 700 99 133 21876	
	741	1	<u>Certainty</u> 0-9 - Degree of certainty Dash - Blank, but applicable Blank	1809 123 21876	
	742- 744	3	<u>ICD Code</u> X00-999 - Code as given Blank	1932 21876	
	745	1	<u>Severity</u> 1 - Minimum 2 - Moderate 3 - Severe 8 - Blank, but applicable Blank	251 209 31 62 23255	
	746	1	<u>Certainty</u> 0-9 - Degree of certainty Dash - Blank, but applicable Blank	517 36 23255	

HEALTH AND NUTRITION EXAMINATION SURVEY (HANES I)

Item #	Tape Loc.	No. of Positions	ITEM DESCRIPTION & CODES	Control Counts	HANES I Data Source
747-749		3	<u>ICD Code</u> X00-999 - Code as given Blank	553 23255	
750		1	<u>Severity</u> 1 - Minimum 2 - Moderate 3 - Severe 8 - Blank, but applicable Blank	58 45 7 24 23674	
751		1	<u>Certainty</u> 0-9 - Degree of certainty Dash - Blank, but applicable Blank	121 13 23674	
752-754		3	<u>ICD Code</u> X00-999 - Code as given Blank	134 23674	
755		1	<u>Severity</u> 1 - Minimum 2 - Moderate 3 - Severe 8 - Blank, but applicable Blank	282 231 36 39 23220	
756		1	<u>Certainty</u> 0-9 - Degree of certainty Dash - Blank, but applicable Blank	552 36 23220	
757-759		3	<u>ICD Code</u> X00-999 - Code as given Blank	588 23220	

HEALTH AND NUTRITION EXAMINATION SURVEY (HANES I)

Item #	Tape Loc.	No. of Positions	ITEM DESCRIPTION & CODES	Control Counts	HANES I Data Source
760		1	<u>Severity</u> 1 - Minimum 2 - Moderate 3 - Severe 8 - Blank, but applicable Blank	39 44 9 17 23699	
761		1	<u>Certainty</u> 0-9 - Degree of certainty Dash - Blank, but applicable Blank	99 10 23699	
762- 764		3	<u>ICD Code</u> X00-999 - Code as given Blank	109 23699	
765		1	<u>Severity</u> 1 - Minimum 2 - Moderate 3 - Severe 8 - Blank, but applicable Blank	8 10 2 3 23785	
766		1	<u>Certainty</u> 0-9 - Degree of certainty Dash - Blank, but applicable Blank	21 2 23785	
767- 769		3	<u>ICD Code</u> 000-999 - Code as given Blank	23 23785	

HEALTH AND NUTRITION EXAMINATION SURVEY (HANES I)

Item #	Tape Loc.	No. of Positions	ITEM DESCRIPTION & CODES	Control Counts	HANES I Data Source
	770	1	<u>Severity</u> 1 - Minimum 2 - Moderate 3 - Severe 8 - Blank, but applicable Blank	830 855 183 169 21771	
	771	1	<u>Certainty</u> 0-9 - Degree of certainty Dash - Blank, but applicable Blank	1890 147 21771	
	772- 774	3	<u>ICD Code</u> X00-999 - Code as given Blank	2037 21771	
	775	1	<u>Severity</u> 1 - Minimum 2 - Moderate 3 - Severe 8 - Blank, but applicable Blank	283 327 80 96 23022	
	776	1	<u>Certainty</u> 0-9 - Degree of certainty Dash - Blank, but applicable Blank	725 61 23022	
	777- 779	3	<u>ICD Code</u> X00-999 - Code as given Blank	786 23022	

HEALTH AND NUTRITION EXAMINATION SURVEY (HANES I)

Item #	Tape Loc.	No. of Positions	ITEM DESCRIPTION & CODES	Control Counts	HANES I Data Source
	780	1	<u>Severity</u> 1 - Minimum 2 - Moderate 3 - severe 8 - Blank, but applicable Blank	101 123 22 45 23517	
	781	1	<u>Certainty</u> 0-9 - Degree of certainty Dash - Blank, but applicable Blank	267 24 23517	
	782- 784	3	<u>ICD Code</u> X00-999 - Code as given Blank	291 23517	
	785	1	<u>Severity</u> 1 - Minimum 2 - Moderate 3 - Severe 8 - Blank, but applicable Blank	122 86 17 14 23569	
	786	1	<u>Certainty</u> 0-9 - Degree of certainty Dash - Blank, but applicable Blank	232 7 23569	
	787- 789	3	<u>ICD Code</u> X00-999 - Code as given Blank	239 23569	
	790	1	<u>Severity</u> 1 - Minimum 2 - Moderate 3 - Severe 8 - Blank, but applicable Blank	20 29 6 9 23744	

HEALTH AND NUTRITION EXAMINATION SURVEY (HANES I)

Item #	Tape Loc.	No. of Positions	ITEM DESCRIPTION & CODES	Control Counts	HANES I Data Source
791		1	<u>Certainty</u> 0-9 - Degree of certainty Dash - Blank, but applicable Blank	61 3 23744	
792- 794		3	<u>ICD Code</u> X00-999 - Code as given Blank	64 23744	
795		1	<u>Severity</u> 1 - Minimum 2 - Moderate 3 - Severe 8 - Blank, but applicable Blank	8 19 1 1 23779	
796		1	<u>Certainty</u> 0-9 - Degree of certainty Dash - Blank, but applicable Blank	28 1 23799	
797- 799		3	<u>ICD Code</u> 000-999 - Code as given 888 - Blank, but applicable Blank	29 0 23779	
800- 824		25	<u>DATA USER WORK AREA</u> <u>OCULAR FUNDI</u>		Physician's Supplement
825		1	<u>Normal</u> 1 - Right 2 - Left 3 - Both 8 - Blank, but applicable Blank	35 28 2562 99 21084	**

HEALTH AND NUTRITION EXAMINATION SURVEY (HANES I)

Item #	Tape Loc.	No. of Positions	ITEM DESCRIPTION & CODES	Control Counts	HANES I Data Source
826		1	<u>Fundus Not Visualized</u>		
			1 - Right	12	**
			2 - Left	16	**
			3 - Both	50	
			Blank	23730	
827		1	<u>Globe Absent</u>		
			1 - Right	2	**
			2 - Left	4	**
			3 - Both	2	
			Blank	23800	
828		1	<u>Increased Light Reflex</u>		
			1 - Right	3	**
			2 - Left	3	**
			3 - Both	48	
			Blank	23754	
829		1	<u>Narrow Arterioles</u>		
			1 - Right	5	**
			2 - Left	3	**
			3 - Both	139	
			Blank	23661	
830		1	<u>Tortuous Arterioles</u>		
			1 - Right	2	**
			2 - Left	1	**
			3 - Both	95	
			Blank	23710	
831		1	<u>AV Compression</u>		
			1 - Right	1	**
			2 - Left	2	**
			3 - Both	76	
			Blank	23729	

HEALTH AND NUTRITION EXAMINATION SURVEY (HANES I)

Item #	Tape Loc.	No. of Positions	ITEM DESCRIPTION & CODES	Control Counts	HANES I Data Source
832		1	<u>Hemorrhage</u>		
			1 - Right	2	**
			2 - Left	1	**
			3 - Both	1	
			Blank	23804	
833		1	<u>Exudate</u>		
			1 - Right	7	**
			2 - Left	1	**
			3 - Both	10	
			Blank	23790	
834		1	<u>Venous Engorgement</u>		
			1 - Right	1	**
			2 - Left	0	**
			3 - Both	26	
			Blank	23781	
835		1	<u>Papilledma</u>		
			1 - Right	0	**
			2 - Left	0	**
			3 - Both	0	
			Blank	23808	
836		1	<u>Disc Abnormal</u>		
			1 - Right	1	**
			2 - Left	1	**
			3 - Both	0	
			Blank	23806	
837		1	<u>Lens Opacities</u>		
			1 - Right	20	**
			2 - Left	22	**
			3 - Both	30	
			Blank	23736	

HEALTH AND NUTRITION EXAMINATION SURVEY (HANES I)

Item #	Tape Loc.	No. of Positions	ITEM DESCRIPTION & CODES	Control Counts	HANES I Data Source
838	1	<u>Iritis</u> 1 - Right 2 - Left 3 - Both Blank	0 0 0 23808	**	
839	1	<u>Other</u> 1 - Right 2 - Left 3 - Both Blank	15 14 32 23747	**	
840- 850	11	<u>DATA USER WORK AREA</u>			

DETAILED NOTES

TAPE POSITION 10

Size of Place

Size of place classification was derived from the 1960 census. According to the definition used in the 1960 census, the urban population was comprised of all persons living in (a) places of 2,500 inhabitants or more incorporated as cities, boroughs, villages and towns (except towns in New York, New England, and Wisconsin); (b) the densely settled urban fringe, whether incorporated or unincorporated, of urbanized areas; (c) towns in New England and townships in New Jersey and Pennsylvania which contained no incorporated municipalities as subdivisions and had either 2,500 inhabitants or more, or a population of 2,500 to 25,000 and a density of 1,500 persons or more per square mile; (d) counties in states other than the New England states, New Jersey, and Pennsylvania, that had no incorporated municipalities within their boundaries and had a density of 1,500 persons per square mile; and (e) unincorporated places of 2,500 inhabitants or more not included in any urban fringe. The remaining population was classified as rural.

Urban areas are further classified by population size for places within urbanized areas and other places outside urbanized areas.

DETAILED NOTES

TAPE POSITION 11.

SMSA

A standard metropolitan statistical area is basically a county or a group of contiguous counties which contains at least one city of 50,000 inhabitants or more, or "twin cities" with a combined population of at least 50,000. In addition to the county or counties containing such a city or cities, contiguous counties are included in an SMSA if, according to the 1960 Census, they are socially and economically integrated with the central city. Each SMSA must include at least one central city, and the complete title of an SMSA identifies the central city or cities.

DETAILED NOTES

TAPE POSITIONS 22 AND 103

Race

The race of the respondent was marked by observation and it was assumed the race of all related persons was the same as the respondent unless otherwise learned. The race categories were "White", "Negro" or "other." If the appropriate category could not be marked by observation, then race was asked. Persons of races other than White or Negro, such as Japanese, Chinese, American Indian, Korean, Hindu, Eskimo, etc. were reported as "Other." Mexicans were included with "White" unless definitely known to be American Indian or of other nonwhite race.

DETAILED NOTES
TAPE POSITIONS 34-35

Total Family Income Group

The income group represents the total combined family income for the past twelve (12) months. It includes income from all sources such as wages, salaries, social security or retirement benefits, help from relatives, rent from property and so forth. The income groups were not reconciled to the component parts (tape positions 36-94). The income component parts were not asked when the gross income was greater than \$6,999 per annum. However, amounts greater than \$6,999 appear in tape positions 37-40, 67-70, and 72-75. Some respondents reported a loss of income from their nonfarm business, professional practice, partnership or farm and this explains why some data fields are greater than \$6,999, but the individual total in tape positions 91-94 does not exceed this figure.

DETAILED NOTES

TAPE POSITIONS 95-99

Family Unit Code

All related sample persons in the same family unit have the same computer generated family unit code. This will enable detailed analysis of the individual family unit.

DETAILED NOTES
TAPE POSITIONS 110-111

UNITED STATES			OUTLYING AREAS OF THE U.S.	
	Standard Abbreviation	Code	Name of Place	Code
ALABAMA	Ala.	01	American Samoa	60
ALASKA	Alaska	02	Canal Zone	61
ARIZONA	Ariz.	04	Canton and Enderbury Islands	62
ARKANSAS	Ark.	05	Caroline Islands	63
CALIFORNIA	Calif.	06	Cook Islands	64
COLORADO	Colo.	08	Gilbert and Ellice Islands	65
CONNECTICUT	Conn.	09	Guam	66
DELAWARE	Del.	10	Johnston Atoll	67
DIST. OF COLUMBIA	D.C.	11	Line Islands - Southern	68
FLORIDA	Fla.	12	Mariana Islands	69
GEORGIA	Ga.	13	Marshall Islands	70
HAWAII	Hawaii	15	Midway Islands	71
IDAHO	Idaho	16	Puerto Rico	72
ILLINOIS	Ill.	17	Rvukyn Islands - Southern	73
INDIANA	Ind.	18	Swan Islands	74
IOWA	Iowa	19	Tokelau Islands	75
KANSAS	Kans.	20	U.S. Misc. Caribbean	76
KENTUCKY	Ky.	21	U.S. Misc. Pacific Islands	77
LOUISIANA	La.	22	Virgin Islands	78
MAINE	Maine	23	Wake Islands	79
MARYLAND	Md.	24	Cuba	80
MASSACHUSETTS	Mass.	25	West Indies	81
MICHIGAN	Mich.	26	North America	91
MINNESOTA	Minn.	27	South America	92
MISSISSIPPI	Miss.	28	Europe	93
MISSOURI	Mo.	29	Africa	94
MONTANA	Mont.	30	Asia	95
NEBRASKA	Nebr.	31	Australasia	96
NEVADA	Nev.	32	Pacific Islands	97
NEW HAMPSHIRE	N.H.	33		
NEW JERSEY	J.J.	34		
NEW MEXICO	N. Mex.	35		
NEW YORK	N.Y.	36		
NORTH CAROLINA	N.C.	37		
NORTH DAKOTA	N. Dak.	38		
OHIO	Ohio	39		
OKLAHOMA	Okla.	40		
OREGON	Oreg.	41		
PENNSYLVANIA	Pa.	42		
RHODE ISLAND	R.I.	44		
SOUTH CAROLINA	S.C.	45		
SOUTH DAKOTA	S. Dak.	46		
TENNESSEE	Tenn.	47		
TEXAS	Tex.	48		
UTAH	Utah	49		
VERMONT	Vt.	50		
VIRGINIA	Va.	51		
WASHINGTON	Wash.	53		
WEST VIRGINIA	W. Va.	54		
WISCONSIN	Wis.	55		
WYCHING	Wyo.	56		

DETAILED NOTES

TAPE POSITIONS 132-134 AND 135-137

Industry and Occupation Codes

A person's occupation may be defined as his principal job or business. For this survey purpose, the principal job or business of a respondent is defined in one of the following ways: If the person worked during the two week interview period or had a job or business, the question concerning his occupation (or work) applies to his job during that period. If the respondent held more than one job, the question is directed to the one at which he spent the most time. It refers to the one he considers most important when equal time is spent at each job. A person who has not begun work at a new job, is looking for work, or is on layoff from work is questioned about his last full-time civilian job. A full-time job is defined as one at which the person spent 35 or more hours per week and which lasted two consecutive weeks or more. A person who has a job to which he has not yet reported and has never had a previous job or business is classified as a "new worker."

The 1970 census of population Alphabetical Index of Industries and Occupations was used in the coding of both the industry and occupation.

Library of Congress Number 74-612012. For sale by the Superintendent of Documents, U.S. Government Printing Office, Washington, D.C. 20402. \$3.00. Stock Number 0301-2283.

DETAILED NOTES

TAPE POSITION 146

Land used for farming purposes (Code 1 in Tape Position 146) was identified as being rural land (Code 2 in Tape Position 13) consisting of 10 or more acres (Code 1 in Tape Position 14) with crop sales amounting to \$50 or more (Code 2 in Tape Position 15), or rural land (Code 2 in Tape Position 13) consisting of less than 10 acres (Code 2 in Tape Position 14) with crop sales amounting to \$250 or more (Code 3 in Tape Position 16). All other land is classified as nonfarm (Code 2 in Tape Position 146).

DETAILED NOTES

TAPE POSITIONS 147-149

Poverty Index--Income status was determined by the Poverty Income Ratio (PIR). Poverty statistics published in the Census Bureau reports^{1/} were based on the poverty index developed by the Social Security Administration in 1964. (For a detailed discussion of the SSA poverty standards, see reference 2.) Modifications in the definition of poverty were adopted in 1969.^{3/} The standard data series in poverty for statistical use by all executive departments and establishments has been established.^{4/}

The two components of the PIR are the total income of the household (numerator) and a multiple of the total income necessary to maintain a family with given characteristics on a nutritionally adequate food plan^{3/} (denominator). The dollar value of the denominator of the PIR is constructed from a food plan (economy plan) necessary to maintain minimum recommended daily nutritional requirements. The economy plan is designated by the Department of Agriculture for "emergency or temporary use when funds are low."

For families of three or more persons, the poverty level was set at three times the cost of the economy food plan. For smaller families and persons living alone, the cost of the economy food plan was adjusted by the relatively higher fixed expenses of these smaller households.

The denominator or poverty income cutoff adjusts the family poverty income maintenance requirements by the family size, the sex of the family head, the age of the family head in families with one or two members, and the place of residence (farm, nonfarm). Annual revisions of the poverty income cutoffs are based on the changes in the average cost of living as reflected in the Consumer Price Index.

As shown in the table, the annual income considered to be the poverty level increases as the family size increases. A family with any combination of characteristics and with the same income as shown in the table has been designated as having a PIR or poverty level of 1.0. The same family with twice the income found in the table would have a PIR of 2.0. Ratios of less than 1.0 can be described as "below poverty," ratios greater than or equal to 1.0, as "at or above poverty."

Poverty thresholds are computed on a national basis only. No attempt has been made to adjust these thresholds for regional, State, or other local variation in the cost of living (except for the farm, nonfarm difference). None of the noncash public welfare benefits such as food stamp bonuses or free food commodities are included in the income of the low income families receiving these benefits.

^{1/}Current Population Reports, "Consumer Income," Series P-60, No. 77, May 7, 1971

^{2/}Orshansky, M.: "Counting the Poor: Another Look at the Poverty Profile," Social Security Bulletin, January 1965; "Who's Who Among the Poor: A Demographic View of Poverty," Social Security Bulletin, July 1965.

^{3/}Current Population Reports, "Special Studies," Series P-23, No. 28, August 12, 1969.

^{4/}Circular No. A-46, Transmitted Memorandum No. 9, Executive Office of the President, Bureau of the Budget, August 29, 1969, and Exhibit L (rev.).

DETAILED NOTES

TAPE POSITIONS 147-149

Weighted average thresholds at the low income level in 1971 by size of family and sex of head, by farm-nonfarm residence

Size of family	Total	Nonfarm			Farm		
		Total	Male ¹ head	Female ¹ head	Total	Male ¹ head	Female ¹ head
All unrelated individuals-----	\$2,033	\$2,040	\$2,136	\$1,978	\$1,727	\$1,783	\$1,669
Under 65 years-----	2,093	2,098	2,181	2,017	1,805	1,853	1,715
65 years and over-----	1,931	1,940	1,959	1,934	1,652	1,666	1,643
All families-----	3,700	3,724	3,764	3,428	3,235	3,242	3,079
2 persons-----	2,512	2,633	2,641	2,581	2,219	2,224	2,130
Head under 65 years-----	2,699	2,716	2,731	2,635	2,317	2,322	2,195
Head 65 years and over-----	2,424	2,448	2,450	2,437	2,082	2,081	2,089
3 persons-----	3,207	3,229	3,246	3,127	2,745	2,749	2,627
4 persons-----	4,113	4,137	4,139	4,116	3,527	3,528	3,513
5 persons-----	4,845	4,880	4,884	4,837	4,159	4,159	4,148
6 persons-----	5,441	5,489	5,492	5,460	4,688	4,689	4,656
7 persons or more-----	6,678	6,751	6,771	6,583	5,736	5,749	5,516

¹For unrelated individuals, sex of the individual.

SOURCE: U.S. Department of Commerce, Social and Economic Statistics Administration, U.S. Bureau of the Census "Characteristics of the Low Income Population: 1971," Current Population Reports, Series P-60, No. 86, p. 18.

DETAILED NOTES

TAPE POSITION 150

Region

The United States was divided into four broad geographic regions of approximately equal population. Those regions, which deviate somewhat from the groups used by the Bureau of the Census, are as follows:

<u>Region</u>	<u>States Included</u>
Northeast	Maine, Vermont, New Hampshire, Massachusetts, Connecticut, Rhode Island, New York, New Jersey, and Pennsylvania
South	Delaware, Maryland, District of Columbia, West Virginia, Virginia, Kentucky, Tennessee, North Carolina, South Carolina, Georgia, Florida, Alabama, Mississippi, Louisiana, and Arkansas
Midwest	Ohio, Illinois, Indiana, Michigan, Wisconsin, Minnesota, Iowa, Missouri
West	Washington, Oregon, California, Nevada, New Mexico, Arizona, Texas, Oklahoma, Kansas, Nebraska, North Dakota, South Dakota, Idaho, Utah, Colorado, Montana, and Wyoming.

DETAILED NOTES

TAPE POSITIONS 158-193

HANES is a multistage, stratified, probability sample of loose clusters of persons in land-based segments. In addition, HANES is composed of two distinct examination components--a nutrition screening examination (taken by all examinees) and a more detailed examination taken by a pre-selected subsample of all examinees, ages 25-74. For the nutrition screening examination, locations 1-35 and 1-65 constituted national probability samples and for the detailed examination, locations 1-35, 1-65, 66-100 and 1-100 all constitute national probability samples. In other words, HANES is composed of six distinct subsamples of the U.S. population. For a more detailed discussion of the sample design see Series 1, Nos. 10a and 10c.

Since each of these six subsamples is a distinct subsample of the U.S. population, each subsample requires a different set of weights. The weights are based upon the probability of selection into the sample, adjustments for nonresponse and further adjustments to approximate the U.S. noninstitutionalized population as of the midpoint of each subsample.

In order to select all of those examinees in a particular subsample, i.e. received a particular exam component, it is necessary to exclude all examinees with a weight of zero or blank. It is also necessary to exclude all zero or blank weights because that is the only way to differentiate missing data due to nonresponse from data that is missing because the sample design dictated that a particular examinee was not supposed to receive a particular examination component.

It is suggested that any analyses that are desired by the researcher be performed using the greatest number of examinees possible; that is, if the researcher is interested in an exam component of the nutrition screening examination he should use the weight and consequently the data from the 65 location subsample rather than the 35 location subsample. For the detailed examination, the researcher should use the 100 location subsample rather than one of the others. However, some exam components were only done in a particular subsample; for example, only at the first 35 locations. In that case, the researcher has no choice in selecting a particular subsample.

There may be occasions when a researcher may want to make comparisons of estimates obtained from various subsamples. For example, the prevalence of some disease condition as estimated from the first 35 locations could be compared with an estimate based upon locations 66-100. The researcher may also want to formulate hypotheses using one subsample and test those hypotheses using another subsample.

DETAILED NOTES

BLOOD PRESSURE

TAPE POSITIONS 228-233, 707-723

At the beginning of the physical examination the physician took the sample person's blood pressure while the sample person was in a sitting position. For those in the detailed sample the nurse took the sample person's blood pressure twice more at the end of the exam, once while the sample person was recumbent and again while sitting. The following guidelines, based on the American Heart Association's "Recommendations for Human Blood Pressure Determinations by Sphygmomanometers" (Committee to Revise Standardization of High Blood Pressure Readings, New York; American Heart Association, October, 1951) were generally observed:

1. The cuff was at least 20 percent wider than the diameter of the arm or covered approximately two-thirds of the arm. (An adult 13 cm. cuff and a pediatric 9.5 cm. cuff were provided.)
2. The manometer was at eye level with the physician.
3. The meniscus of the mercury instruments was checked weekly for zero-level calibration.
4. While measuring, the rate of falling pressure was maintained 2-3 mm. Hg per heartbeat, which was slow enough to detect the first and last sounds but sufficiently rapid to avoid the intermittent trapping of blood between systolic and diastolic levels.
5. For diastolic pressure, the level was recorded at the point of complete cessation of Korotkoff's sounds or, if there was no cessation, the point of muffling.
6. Measurements were recorded to the nearest 2 mm. on the scale.

For detailed evaluation and extensive analysis of the first blood pressure, see NCHS Series 11, Numbers 150 and 203.

DETAILED NOTES

TAPE POSITION 260

Thyroid Evaluation:

The World Health Organization (WHO) criteria used for grading goiter are:

- Grade 0: Persons without goiter. By definition, these are persons whose thyroid glands are less than 4 to 5 times enlarged.
- Grade 1: Persons with palpable goiters. The thyroid is considered to be more than 4 to 5 times enlarged although not visible with head in normal position. Most of these will be readily visible with the head thrown back and the neck fully extended.
- Grade 2: Persons with visible goiters. Persons with goiters which are easily visible with the head in normal position, but which are smaller than those in Grade 3. Palpation may be helpful in determining the mass of the gland, but is not needed for diagnosis.
- Grade 3: Persons with very large goiters. The goiters of persons in this category can be recognized at a considerable distance. They are grossly disfigured and may be of such size as to cause mechanical difficulties with respiration and the wearing of clothes.

(Perez, C., Scrimshaw, N.S., and Munoz, J.A., Technique of endemic goitre surveys. In endemic Goitre; p. 369, see esp. p. 376, World Health Organization Monograph Series No. 44, Geneva, 1960.)

DETAILED NOTES

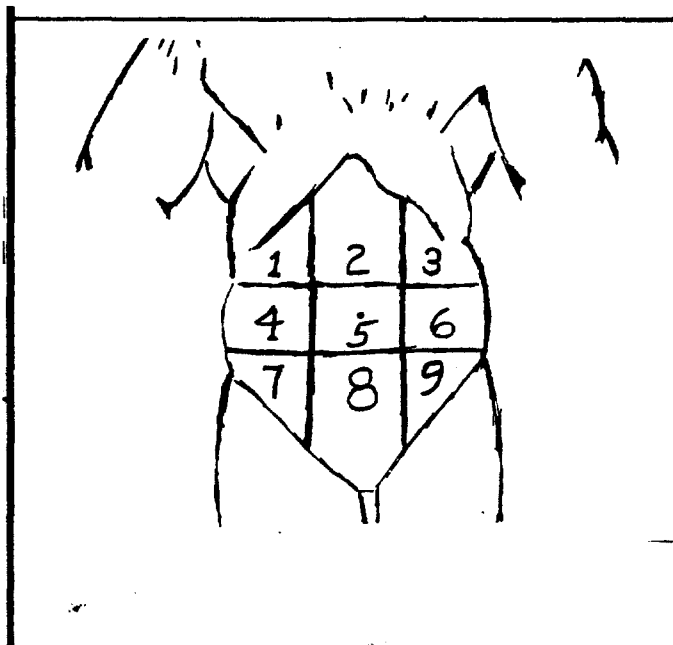
TAPE POSITIONS 285-289 AND 292-296

Area(s) of Mass(es) -- Positions 285-289

If mass(es) were present, the number(s) of the location(s), using the number(s) on the body diagram, were recorded. The number used was the one which located the center of the mass.

Area(s) of Surgical Scar(s) -- Positions 292-296

If scar(s) were present the number(s) of the location(s), using the number(s) on the body diagram, were recorded. The number used was the one which located the center of the scar(s).



DETAILED NOTES

ICDA CODES

TAPE POSITIONS 333-359, 725-799

Physicians were instructed to record their findings of abnormal conditions on the examination form and to code these using the first 3 digits of the Eighth Revision of the International Classification of Diseases Adapted for Use in the United States. For those in the detailed sample there were conditions coded at the end of both the general (General Medical Examination, Ages 1-74) and detailed examination forms (General Medical Examination, Ages 25-74); these codes are not necessarily the same. In recording findings on the general form the physician generally recorded all abnormal conditions regardless of the severity of the condition or certainty of the diagnosis; but, some physicians were more selective than others, coding as ICDA codes (Positions 333-359) only those conditions they felt to be significant or were certain about. At the end of the detailed exam form (Positions 725-799) the physicians were instructed to indicate the severity of the condition and certainty of their diagnosis. Since the detailed examination emphasized the cardiovascular, respiratory and musculoskeletal systems, codes relating to these systems are more frequently found and are more exact on the detailed form than on the general form, and codes relating to other systems may be found more frequently on the general form. Conditions coded on the general form by the physicians have been supplemented by Division staff who have coded physicians' write-in entries.

In editing the data certain editorial decisions have been made. Surgical codes are prefaced with an "X" (e.g., X22, operations on thyroid and parathyroid). On the General Medical Examination (Ages 1-74) form, the following conditions were not coded: ear wax, sparse hair, neck vein distention, deviated septum, pale conjunctiva, nose bleed, and pregnancy; the following codes for surgical scars have been removed: X00, X21, X38, X41, X43, X51, X52, X55-X60, X67-X72, X77-X78, X82-X85; and only current fractures were coded as fractures while old fractures were coded for limitation or deformity.