



NBS SPECIAL PUBLICATION 260-48

U.S. DEPARTMENT OF COMMERCE / National Bureau of Standards

Standard Reference Materials:

**DESCRIPTION AND USE
OF PRECISION THERMOMETERS
FOR THE CLINICAL LABORATORY,
SRM 933 AND SRM 934**

NATIONAL BUREAU OF STANDARDS

The National Bureau of Standards¹ was established by an act of Congress March 3, 1901. The Bureau's overall goal is to strengthen and advance the Nation's science and technology and facilitate their effective application for public benefit. To this end, the Bureau conducts research and provides: (1) a basis for the Nation's physical measurement system, (2) scientific and technological services for industry and government, (3) a technical basis for equity in trade, and (4) technical services to promote public safety. The Bureau consists of the Institute for Basic Standards, the Institute for Materials Research, the Institute for Applied Technology, the Institute for Computer Sciences and Technology, and the Office for Information Programs.

THE INSTITUTE FOR BASIC STANDARDS provides the central basis within the United States of a complete and consistent system of physical measurement; coordinates that system with measurement systems of other nations; and furnishes essential services leading to accurate and uniform physical measurements throughout the Nation's scientific community, industry, and commerce. The Institute consists of a Center for Radiation Research, an Office of Measurement Services and the following divisions:

Applied Mathematics — Electricity — Mechanics — Heat — Optical Physics — Nuclear Sciences² — Applied Radiation² — Quantum Electronics³ — Electromagnetics³ — Time and Frequency³ — Laboratory Astrophysics³ — Cryogenics³.

THE INSTITUTE FOR MATERIALS RESEARCH conducts materials research leading to improved methods of measurement, standards, and data on the properties of well-characterized materials needed by industry, commerce, educational institutions, and Government; provides advisory and research services to other Government agencies; and develops, produces, and distributes standard reference materials. The Institute consists of the Office of Standard Reference Materials and the following divisions:

Analytical Chemistry — Polymers — Metallurgy — Inorganic Materials — Reactor Radiation — Physical Chemistry.

THE INSTITUTE FOR APPLIED TECHNOLOGY provides technical services to promote the use of available technology and to facilitate technological innovation in industry and Government; cooperates with public and private organizations leading to the development of technological standards (including mandatory safety standards), codes and methods of test; and provides technical advice and services to Government agencies upon request. The Institute consists of a Center for Building Technology and the following divisions and offices:

Engineering and Product Standards — Weights and Measures — Invention and Innovation — Product Evaluation Technology — Electronic Technology — Technical Analysis — Measurement Engineering — Structures, Materials, and Life Safety⁴ — Building Environment⁴ — Technical Evaluation and Application⁴ — Fire Technology.

THE INSTITUTE FOR COMPUTER SCIENCES AND TECHNOLOGY conducts research and provides technical services designed to aid Government agencies in improving cost effectiveness in the conduct of their programs through the selection, acquisition, and effective utilization of automatic data processing equipment; and serves as the principal focus within the executive branch for the development of Federal standards for automatic data processing equipment, techniques, and computer languages. The Institute consists of the following divisions:

Computer Services — Systems and Software — Computer Systems Engineering — Information Technology.

THE OFFICE FOR INFORMATION PROGRAMS promotes optimum dissemination and accessibility of scientific information generated within NBS and other agencies of the Federal Government; promotes the development of the National Standard Reference Data System and a system of information analysis centers dealing with the broader aspects of the National Measurement System; provides appropriate services to ensure that the NBS staff has optimum accessibility to the scientific information of the world. The Office consists of the following organizational units:

Office of Standard Reference Data — Office of Information Activities — Office of Technical Publications — Library — Office of International Relations.

¹ Headquarters and Laboratories at Gaithersburg, Maryland, unless otherwise noted; mailing address Washington, D.C. 20234.

² Part of the Center for Radiation Research.

³ Located at Boulder, Colorado 80302.

⁴ Part of the Center for Building Technology.

Standard Reference Materials:

**Description and Use of Precision Thermometers
for the Clinical Laboratory, SRM 933 and SRM 934**

B. W. Mangum and J. A. Wise

Heat Division
Institute for Basic Standards
National Bureau of Standards
Washington, D.C. 20234



U.S. DEPARTMENT OF COMMERCE, Frederick B. Dent, *Secretary*
NATIONAL BUREAU OF STANDARDS, Richard W. Roberts, *Director*

Issued May 1974

Library of Congress Cataloging in Publication Data

Mangum, Billy Wilson, 1931-

Description and use of precision thermometers for the clinical laboratory, SRM 933 and SRM 934.

(Standard Reference Materials) (National Bureau of Standards Special Publication 260-48)

Supt. of Docs. No.: C 13.10: 260-48.

1. Thermometers and thermometry, Medical.
2. Medical laboratories--Equipment and supply.
I. Wise, Jacquelyn A., joint author. II. Title.
III. Series: United States. National Bureau of Standards. Standard Reference Materials. IV. United States. National Bureau of Standards. Special Publication, 260-48.

QC100.U57 No. 260-48 [RB36.2] 389'.08s
[616.07'56'028] 74-7455

National Bureau of Standards Special Publication 260-48

Nat. Bur. Stand. (U.S.), Spec. Publ. 260-48, 23 pages (May 1974)

CODEN: XNBSAV

U.S. GOVERNMENT PRINTING OFFICE
WASHINGTON: 1974

For sale by the Superintendent of Documents, U.S. Government Printing Office, Washington, D.C. 20402
(Order by SD Catalog No. C13.10:260-48). Price 60 cents.

PREFACE

Standard Reference Materials (SRM's) as defined by the National Bureau of Standards are "well-characterized materials, produced in quantity, that calibrate a measurement system to assure compatibility of measurement in the nation." SRM's are widely used as primary standards in many diverse fields in science, industry, and technology, both within the United States and throughout the world. In many industries traceability of their quality control process to the national measurement system is carried out through the mechanism and use of SRM's. For many of the nation's scientists and technologists it is therefore of more than passing interest to know the details of the measurements made at NBS in arriving at the certified values of the SRM's produced. An NBS series of papers, of which this publication is a member, called the NBS Special Publication - 260 Series is reserved for this purpose.

This 260 Series is dedicated to the dissemination of information on all phases of the preparation, measurement, and certification of NBS-SRM's. In general, much more detail will be found in these papers than is generally allowed, or desirable, in scientific journal articles. This enables the user to assess the validity and accuracy of the measurement processes employed, to judge the statistical analysis, and to learn details of techniques and methods utilized for work entailing the greatest care and accuracy. It is also hoped that these papers will provide sufficient additional information not found on the certificate so that new applications in diverse fields not foreseen at the time the SRM was originally issued will be sought and found.

Inquiries concerning the technical content of this paper should be directed to the author(s). Other questions concerned with the availability, delivery, price, and so forth will receive prompt attention from:

Office of Standard Reference Materials
National Bureau of Standards
Washington, D.C. 20234

J. Paul Cali, Chief
Office of Standard Reference Materials

OTHER NBS PUBLICATIONS IN THIS SERIES

- NBS Spec. Publ. 260, Catalog of Standard Reference Materials, July 1970. 75 cents.* (Supersedes NBS Misc. Publ. 260, January 1968 and NBS Misc. Publ. 241, March 1962.)
- NBS Misc. Publ. 260-1, Standard Reference Materials: Preparation of NBS White Cast Iron Spectrochemical Standards, June 1964. 30 cents.*
- NBS Misc. Publ. 260-2, Standard Reference Materials: Preparation of NBS Copper-Base Spectrochemical Standards, October 1964. 35 cents.*
- NBS Misc. Publ. 260-3, Standard Reference Materials: Metallographic Characterization of an NBS Spectrometric Low-Alloy Steel Standard, October 1964. 20 cents.* (Out of print).
- NBS Misc. Publ. 260-4, Standard Reference Materials: Sources of Information on Standard Reference Materials, February 1965. 20 cents.* (Out of print).
- NBS Misc. Publ. 260-5, Standard Reference Materials: Accuracy of Solution X-Ray Spectrometric Analysis of Copper-Base Alloys, March 1965. 25 cents.* (Out of print).
- NBS Misc. Publ. 260-6, Standard Reference Materials: Methods for the Chemical Analysis of White Cast Iron Standards, July 1965. 45 cents.*
- NBS Misc. Publ. 260-7, Standard Reference Materials: Methods for the Chemical Analysis of NBS Copper-Base Spectrochemical Standards, October 1965. 60 cents.*
- NBS Misc. Publ. 260-8, Standard Reference Materials: Analysis of Uranium Concentrates at the National Bureau of Standards, December 1965. 60 cents.* (Out of print).
- NBS Misc. Publ. 260-9, Standard Reference Materials: Half Lives of Materials Used in the Preparation of Standard Reference Materials of Nineteen Radioactive Nuclides Issued by the National Bureau of Standards, November 1965. 15 cents.*
- NBS Misc. Publ. 260-10, Standard Reference Materials: Homogeneity Characterization on NBS Spectrometric Standards II: Cartridge Brass and Low-Alloy Steel, December 1965. 30 cents.*
- NBS Misc. Publ. 260-11, Standard Reference Materials: Viscosity of a Standard Lead-Silica Glass, November 1966. 25 cents.*
- NBS Misc. Publ. 260-12, Standard Reference Materials: Homogeneity Characterization of NBS Spectrometric Standards III: White Cast Iron and Stainless Steel Powder Compact, September 1966. 20 cents.*
- NBS Misc. Publ. 260-13, Standard Reference Materials: Mossbauer Spectroscopy Standard for the Chemical Shift of Iron Compounds, July 1967. 40 cents.*
- NBS Misc. Publ. 260-14, Standard Reference Materials: Determination of Oxygen in Ferrous Materials – SRM 1090, 1091, and 1092, September 1966. 30 cents.*
- NBS Misc. Publ. 260-15, Standard Reference Materials: Recommended Method of Use of Standard Light-Sensitive Paper for Calibrating Carbon Arcs Used in Testing Textiles for Colorfastness to Light, June 1967. 20 cents.*
- NBS Spec. Publ. 260-16, Standard Reference Materials: Homogeneity Characterization of NBS Spectrometric Standards IV: Preparation and Microprobe Characterization of W-20% Mo Alloy Fabricated by Powder Metallurgical Methods, January 1969. 35 cents.*
- NBS Spec. Publ. 260-17, Standard Reference Materials: Boric Acid; Isotopic and Assay Standard Reference Materials, February 1970. 65 cents.*
- NBS Spec. Publ. 260-18, Standard Reference Materials: Calibration of NBS Secondary Standard Magnetic Tape (Computer Amplitude Reference) Using the Reference Tape Amplitude Measurement "Process A", November 1969. 50 cents.*
- NBS Spec. Publ. 260-19, Standard Reference Materials: Analysis of Interlaboratory Measurements on the Vapor Pressure of Gold (Certification of Standard Reference Material 745), January 1970. 30 cents.*
- NBS Spec. Publ. 260-21, Standard Reference Materials: Analysis of Interlaboratory Measurements on the Vapor Pressures of Cadmium and Silver, January 1971. 35 cents.*

- NBS Spec. Publ. 260-22, Standard Reference Materials: Homogeneity Characterization of Fe-3Si Alloy, February 1971. 35 cents.*
- NBS Spec. Publ. 260-23, Standard Reference Materials: Viscosity of a Standard Borosilicate Glass, December 1970. 25 cents.*
- NBS Spec. Publ. 260-24, Standard Reference Materials: Comparison of Redox Standards, January 1972. \$1.*
- NBS Spec. Publ. 260-25, Standard Reference Materials: A Standard Reference Material Containing Nominally Four Percent Austenite, February 1971. 30 cents.*
- NBS Spec. Publ. 260-26, Standard Reference Materials: National Bureau of Standards—U.S. Steel Corporation Joint Program for Determining Oxygen and Nitrogen in Steel, February 1971. 50 cents.*
- NBS Spec. Publ. 260-27, Standard Reference Materials: Uranium Isotopic Standard Reference Materials, April 1971. \$1.25.*
- NBS Spec. Publ. 260-28, Standard Reference Materials: Preparation and Evaluation of SRM's 481 and 482 Gold-Silver and Gold-Copper Alloys for Microanalysis, August 1971. \$1.*
- NBS Spec. Publ. 260-29, Standard Reference Materials: Calibration of NBS Secondary Standard Magnetic Tape (Computer Amplitude Reference) Using the Reference Tape Amplitude Measurement "Process A-Model 2", June 1971. 60 cents.*
- NBS Spec. Publ. 260-30, Standard Reference Materials: Standard Samples Issued in the USSR (A Translation from the Russian), June 1971. \$1.*
- NBS Spec. Publ. 260-31, Standard Reference Materials: Thermal Conductivity of Electrolytic Iron SRM 734 from 4 to 300 K, November 1971. 35 cents.*
- NBS Spec. Publ. 260-32, Standard Reference Materials: Standard Quartz Cuvettes For High Accuracy Spectrophotometry. December 1973. 55 cents.*
- NBS Spec. Publ. 260-33, Standard Reference Materials: Comparison of Original and Supplemental SRM 705, Narrow Molecular Weight Distribution Polystyrene, H. L. Wagner, May 1972. 35 cents.*
- NBS Spec. Publ. 260-34, Standard Reference Materials: Thermoelectric Voltage, April 1972. 40 cents.*
- NBS Spec. Publ. 260-35, Standard Reference Materials: Thermal Conductivity of Austenitic Stainless Steel, SRM 735 from 5 to 280 K, April 1972. 35 cents.*
- NBS Spec. Publ. 260-36, Standard Reference Materials: A Referee Method for the Determination of Calcium in Serum. SRM 915, May 1972. \$1.25.*
- NBS Spec. Publ. 260-37, Standard Reference Materials: Methods of Analysis of NBS Clay Standards, June 1972. 75 cents.*
- NBS Spec. Publ. 260-38, Standard Reference Materials: Preparation and Calibration of Standards of Spectral Specular Reflectance, May 1972. 60 cents.*
- NBS Spec. Publ. 260-39, Standard Reference Materials: The Eddy Current Decay Method for Resistivity Characterization of High-Purity Metals, May 1972. 55 cents.*
- NBS Spec. Publ. 260-40, Standard Reference Materials: Selection of Thermal Analysis Temperature Standards Through a Cooperative Study (SRM 758, 759, 760), August 1972. 65 cents.*
- NBS Spec. Publ. 260-41, Standard Reference Materials: Use of Standard Light-Sensitive Paper for Calibrating Carbon Arcs used in Testing Textiles for Colorfastness to Light, August 1972. 30 cents.*
- NBS Spec. Publ. 260-42, Standard Reference Materials: The Characterization of Linear Polyethylene, SRM 1475, September 1972. 45 cents.*
- NBS Spec. Publ. 260-43, Standard Reference Materials: Preparation and Homogeneity Characterization of an Austenitic Iron-Chromium-Nickel Alloy, November 1972. 45 cents.*
- NBS Spec. Publ. 260-44, Standard Reference Materials: Preparation and Use of Superconductive Fixed Point Devices, SRM 767, December 1972. 75 cents.*
- NBS Spec. Publ. 260-45, Standard Reference Materials: Powdered Lead-Based Paint, SRM 1579. (In preparation)
- NBS Spec. Publ. 260-46, Standard Reference Materials: The Role of SRM's in Measurement Systems. (In preparation)

NBS Spec. Publ. 260-47, Standard Reference Materials: Electrical Resistivity of Electrolytic Iron, SRM 797, and Austenitic Stainless Steel, SRM 798, from 5 to 280K. (In preparation)

NBS Spec. Publ. 260-48, Standard Reference Materials: Description and Use of Precision Thermometers for the Clinical Laboratory, SRM 933 and SRM 934. Authors Mangum and Wise - NBS.

***Send order with remittance to: Superintendent of Documents, U.S. Government Printing Office, Washington, D. C. 20402. Remittance from foreign countries should include an additional one-fourth of the purchase price for postage.**

CONTENTS

	PAGE
I. INTRODUCTION	1
II. DESCRIPTION OF SRM 933 AND SRM 934 THERMOMETERS	2
III. CALIBRATION OF THE THERMOMETERS	3
IV. PROCEDURES FOR PROPER USAGE OF LIQUID-IN-GLASS THERMOMETERS	3
A. Check for Separated Mercury Columns and for Gas Bubbles	4
B. Ice Point Determination	5
C. Emergent Stem Correction	7
V. SUMMARY AND CONCLUSIONS	9
VI. REFERENCES	9

LIST OF FIGURES

<u>Figure No.</u>	PAGE
1. The three thermometers of SRM 933. The subdivisions are 0.05 °C and the graduations have longer lines at intervals of 0.10 °C and 0.50 °C.....	11
2. A drawing showing the principle features of a solid-stem liquid-in-glass thermometer.....	12
3. The thermometer of SRM 934. The divisions are 0.05 °C and the graduations have longer lines at intervals of 0.10 °C and 0.50 °C.....	13

STANDARD REFERENCE MATERIALS: DESCRIPTION AND USE
OF PRECISION THERMOMETERS FOR THE CLINICAL LABORATORY,
SRM 933 and SRM 934

by

B. W. Mangum and J. A. Wise

Heat Division
Institute for Basic Standards
National Bureau of Standards
Department of Commerce
Washington, D. C. 20234

Because of the high sensitivity to temperature of many facets of the clinical laboratory, e.g. in enzyme reactions and in pH and blood gas analysis, there is a need for accurate temperature measurement and its control. In order to help satisfy these needs and to aid in getting a usable and accurate temperature scale into the clinical laboratory, the National Bureau of Standards has developed SRM 933 and SRM 934. These are precision thermometers, which are calibrated at 0 °C, 25 °C, 30 °C, and 37 °C and their description, their calibration, and the procedures for their proper usage are discussed.

Key words: Clinical laboratory; enzymology; health care; liquid-in-glass thermometers; standard reference material; SRM 933; SRM 934; thermometers.

I. INTRODUCTION

The accurate measurement and control of temperature is of critical importance in many aspects of the clinical laboratory and in the hospital in general. The temperatures at which enzyme rate analyses are conducted, for example, are very important because of their high sensitivity to this parameter [1-4]. Furthermore, in order to obtain reproducible results within a given clinical laboratory and in order to make a meaningful intercomparison among laboratories, the temperature not only must be care-

fully controlled but must be known absolutely. In recognition of this situation, the Expert Panel on Enzymes, which was created by the International Federation of Clinical Chemistry Committee on Standards, has recommended [5], among other suggestions in their Proposal for I.F.C.C. Reference Methods for Enzymes, that the set point in degrees Celsius of the reaction temperature is to be assigned as a part of the method, that the temperature accuracy must be assured to ± 0.05 °C by calibration against the International Practical Temperature Scale of 1968 [6], that the temperature variation of the reaction mixture should be held within the open interval -0.05 °C and $+0.05$ °C of the set point, and that the choice of reaction temperature for an IFCC reference method should be either 25.00, 30.00 or 37.00 °C. Of course, enzyme reactions are not unique in being sensitive to the temperature; pH and blood gas analysis are two others in a long list that could be mentioned [1].

Because of these needs and in order to assist in getting a usable temperature scale into the clinical laboratories (and hospitals generally), NBS is providing precision laboratory thermometers, SRM 933 and SRM 934, designed specifically for use in the clinical laboratory. These SRM's, were produced in cooperation with the Medical Thermometry Program of the Temperature Section in the Heat Division. Many specifications requested by clinical laboratory personnel concerned with accurate temperature measurements have been incorporated in the design.

II. DESCRIPTION OF SRM 933 AND SRM 934 THERMOMETERS

The three thermometers comprising SRM 933 are shown in figure 1 and the linear dimensions of the thermometers are as indicated. These are solid-stem mercury-in-glass type instruments. In order to clarify potential problems in terminology, the principal features of a solid-stem liquid-in-glass thermometer are shown in figure 2. The stems have a plain front, enameled back, and are of lead glass thermometer tubing 7 mm in diameter. The bulbs are also 7 mm in diameter. Nitrogen gas fills the space above the mercury. Special markings consist of a serial number, the manufacturer's name or trade mark, and a 95 mm immersion line.

Each thermometer has an auxiliary scale from $-0.20\text{ }^{\circ}\text{C}$ to $+0.20\text{ }^{\circ}\text{C}$ with $0.05\text{ }^{\circ}\text{C}$ subdivisions. The main scale of the thermometer on the left of figure 1 is $24.00\text{ }^{\circ}\text{C}$ to $26.00\text{ }^{\circ}\text{C}$ with 0.05 subdivisions, that for the thermometer in the middle is $29.00\text{ }^{\circ}\text{C}$ to $31.00\text{ }^{\circ}\text{C}$ with $0.05\text{ }^{\circ}\text{C}$ subdivisions, and that for thermometer on the right of figure 1 is $36.00\text{ }^{\circ}\text{C}$ to $38.00\text{ }^{\circ}\text{C}$ with $0.05\text{ }^{\circ}\text{C}$ subdivisions. The graduations have longer lines at intervals of $0.10\text{ }^{\circ}\text{C}$ and $0.50\text{ }^{\circ}\text{C}$. In addition, there are numbers every $1\text{ }^{\circ}\text{C}$. These three thermometers are packaged in one box.

SRM 934 is comprised of the one thermometer shown in figure 3 and its linear dimensions are as indicated. Except for the main scale, which is $24.00\text{ }^{\circ}\text{C}$ to $38.00\text{ }^{\circ}\text{C}$ with $0.05\text{ }^{\circ}\text{C}$ subdivisions, and its overall length, the specifications of this thermometer are the same as those for SRM 933.

III. CALIBRATION OF THE THERMOMETERS

Each thermometer was tested at the ice point ($0\text{ }^{\circ}\text{C}$) by placing it in an ice bath and at the temperatures above $0\text{ }^{\circ}\text{C}$ by placing it in a stirred-liquid comparison bath [7]. Calibrations were performed at $0\text{ }^{\circ}\text{C}$, $25\text{ }^{\circ}\text{C}$, $30\text{ }^{\circ}\text{C}$, and $37\text{ }^{\circ}\text{C}$ and the temperatures were determined by a standard precision platinum resistance thermometer [8] which was also in the comparison bath. The temperature of the calibration laboratory was $23\text{ }^{\circ}\text{C}$. The thermometer was read with the aid of a 10 power telescope, which was placed perpendicularly to the thermometer in order to reduce parallax errors. Before each reading, the mercury thermometer was gently tapped to eliminate any error due to a sticking mercury column. The maximum error associated with any calibration point is no greater than $0.03\text{ }^{\circ}\text{C}$.

IV. PROCEDURES FOR PROPER USAGE OF LIQUID-IN-GLASS THERMOMETERS

The items discussed in this section are included to focus attention on some of the more common problems encountered in the use of liquid-in-glass thermometers and thus to help assure that the thermometer will be

used properly and, thereby, will yield the desired performance. All examples in this paper are given as an aid in the understanding of the subject being discussed, and have not been specifically adapted to the individual thermometers of SRM 933 and SRM 934.

A. CHECK FOR SEPARATED MERCURY COLUMNS AND FOR GAS BUBBLES

Many times, because of rough handling during shipment, separation will occur in the mercury column or gas bubbles will appear in the bulb. When the thermometer is received it should be thoroughly examined for such occurrences.

The process of joining separated mercury columns consists of one or a series of manipulations:

a) The bulb of the thermometer may be cooled in a solution of common salt, ice, and water (or other cooling agent) to bring the mercury slowly down into the bulb. Only the bulb should be cooled and never the stem or mercury column. Moderate tapping of the bulb on a rubber stopper or similar soft spongy object, or the application of centrifugal force by swinging the thermometer in a short arc, usually serves to unite the mercury in the bulb. If the salt solution does not provide sufficient cooling, carbon dioxide snow (dry ice) may be used. Since the temperature of dry ice is about -78°C and mercury freezes at about -39°C , the mercury will solidify. On warming, care must be taken to warm the top of the bulb first so that pressures in the bulb due to the expanding mercury may be relieved.

b) The mercury can sometimes be reunited by warming the bulb until the column reaches the separated portion in either the contraction chamber or the expansion chamber. If this procedure is used, the bulb should never be heated in an open flame. Great care is necessary to avoid filling the expansion chamber completely with mercury which might produce pressures great enough to burst the bulb. The expansion chamber should never be more than two thirds full. Joining the mercury is more readily accomplished if the quantity in either cavity has first been shattered into droplets by tapping the thermometer laterally against the hand.

Gas bubbles, which are sometimes found along the surface of the mercury in the thermometer bulb, may be collected by "washing" the bulb with a large gas bubble. As outlined in section (a) above, bring all of the mercury into the bulb. Hold the thermometer in a horizontal position and gently tap it against the hand to form a large gas bubble. Force the bubble to travel around the walls of the bulb by rotating the thermometer and tapping it against the palm of the hand. When the entire surface has been "washed", rotate the bubble to the top of the bulb and reunite the mercury as described above.

All of these manipulations require patience (and experience is helpful) but they will yield the desired results if care is used. A convenient method of ascertaining that all the mercury has been joined is a check of the ice point. It should agree with the ice-point reading on the Report of Calibration by within approximately one scale division or better.

B. ICE POINT DETERMINATION

The ice point, known as a reference point, is found on the auxiliary scale. It is a temperature that can be easily duplicated in any laboratory and is used to check the thermometer periodically for changes in bulb volume.

To make an ice bath, a Dewar flask may be used as a container, since the insulating properties of the vessel retard the melting of ice. Ice shaved from clear cakes or from that made with distilled water is mixed with distilled water to form a tightly packed slush. Enough water is used to afford good contact with the thermometers but not so much as to float the ice. At periodic intervals excess water is siphoned from the bath. Care should be taken to prevent contamination of the ice and water. Any change in the ice point will be reflected in the other calibration points by the same amount and in the same direction. An example is given below:

Original Corrections From NBS Report

<u>Temperature</u>	<u>Correction</u>
-0.013 °C	+0.013 °C
25.000 °C	+0.010 °C
30.000 °C	+0.008 °C
37.000 °C	+0.015 °C

A later ice-point reading, taken after the thermometer has been at a temperature of about 23 °C for not less than three days, may be -0.020 °C. This means that the ice-point correction will be +0.020 °C and a new set of corrections should be made by adding +0.007 to all of the original corrections. The new table would look as follows:

<u>Temperature</u>	<u>Correction</u>
-0.020 °C	+0.020 °C
25.000 °C	+0.017 °C
30.000 °C	+0.015 °C
37.000 °C	+0.022 °C

Because of bulb expansion, a temporary ice point depression will be introduced when the thermometer is heated above room temperature (23 °C). Because of this depression, the thermometer should never be used at a given temperature shortly after it has been heated beyond that temperature. An error of 0.01 °C or less for each 10 °C difference between the two temperatures may be introduced. If the thermometer has been heated beyond the temperature at which it is to be used and if the corrections are to be used as given on the Report of Calibration, it must be kept at room temperature (approximately 23 °C) for not less than three days to assure recovery of the bulb.

A small reading telescope with a magnification of 10 diameters aids in reading the thermometer indication and reduces parallax errors. Gently tapping the thermometer just before reading may prevent the sticking of a falling meniscus. On the other hand, too vigorous a tap will occasionally cause the mercury to rebound to an erroneously high reading.

C. EMERGENT STEM CORRECTION

The scale corrections for these thermometers are reported for the condition of immersion to the depth of the immersion mark (95 mm), and for the temperature of the emergent stem as reported on the Report of Calibration. The emergent stem is defined as the length of mercury column and stem exposed to the ambient temperature. The temperature of the laboratory was 23 °C when the measurements were made. If the thermometer is used under stem-temperature conditions other than that specified, the formula given below will provide the appropriate correction, which should be added to the thermometer reading along with the correction from the Report of Calibration to produce the true temperature.

$$\text{stem correction} = 0.00016 n (t_{\text{sp}} - t_{\text{obs}}),$$

where

0.00016 = differential expansion coefficient of mercury in glass
for Celsius thermometers,

t_{sp} = specified mean temperature of the emergent stem (for which
reported scale corrections apply)

t_{obs} = observed mean temperature of the emergent stem,

and n = number of scale degrees equivalent to the length of emergent
stem.

In using the formula it should be noted that n applies to the whole length of emergent stem, i.e., from the immersion mark to the top of the mercury column. The ungraduated length between the immersion mark and the first graduation on the scale must, therefore, be evaluated in terms of scale degrees and included in the value of n .

To measure the emergent stem temperature, a small auxiliary thermometer, generally 15 cm long with a range from 0 °C to 100 °C and graduated in 1 °C intervals, is suspended above the bath adjacent to the main thermometer, with the bulb approximately at the center of the liquid column.

For SRM 933, it will be noted that there would have to be a temperature difference of at least 2 °C to produce approximately a millidegree

change in the thermometer reading. In this example $n \approx 2.6$

$$\begin{aligned} \text{stem correction} &= 0.00016 \times 2.6 \times \underline{+ 2} \\ &= \underline{+ 0.0008} \text{ } ^\circ\text{C} \end{aligned}$$

For SRM 934, a 2 °C difference would produce the following results, assuming n approximately equals 4.4, 9.4 and 16.4 for 25 °C, 30 °C, and 37 °C,

<u>Temperature</u>		<u>Correction</u>
25 °C	$0.00016 \times 4.4 \times \underline{+ 2} =$	<u>+0.0014</u> °C
30 °C	$0.00016 \times 9.4 \times \underline{+ 2} =$	<u>+0.0030</u> °C
37 °C	$0.00016 \times 16.4 \times \underline{+ 2} =$	<u>+0.0052</u> °C

To help clarify any difficulty that may remain, an example of how to apply the corrections is given below:

Thermometer = SRM 934,

The reading of the thermometer (immersed 95 mm in the bath) = 30.013 °C,

Measured emergent stem temperature = 29 °C,

Number of degrees from immersion mark to point of reading (30 °C) = 9.4,

Correction on the Report of Calibration at 30 °C = -0.019 (stem temp. = 26 °C).

An ice point check produced the same result as shown on the Report of Calibration.

First find the stem temperature correction:

$$\begin{aligned} \text{stem correction} &= 0.00016 \times n \times (t_{\text{sp}} - t_{\text{obs}}) \\ &= 0.00016 \times 9.4 \times (26 - 29) \\ &= -0.005^\circ \end{aligned}$$

True temperature = thermometer reading + stem correction + reported correction

$$\begin{aligned} &= 30.013 + (-0.005) + (-0.019) \\ &= 29.989 \text{ } ^\circ\text{C} \end{aligned}$$

V. SUMMARY AND CONCLUSIONS

In order to obtain the accuracy of temperature measurements of which the thermometers of SRM 933 and SRM 934 are capable, the following items should be closely observed when using them:

- 1) check for a separated mercury column and gas bubbles in the bulb,
 - 2) check the ice point periodically for changes in the bulb volume,
 - 3) always use the thermometer at the proper immersion (95 mm),
 - 4) correct for emergent stem temperatures different from those listed in the Report of Calibration,
 - 5) gently tap the thermometer before reading,
- and 6) read with a telescope, if possible to avoid parallax errors.

With the introduction and use of these SRM thermometers in the typical clinical laboratory, there will be a marked improvement in the laboratory's measurement capability. The thermometers will provide a means by which the laboratory personnel can make a start toward eliminating any uncertainty in their testing which is due to inaccurate temperature measurement and, in many cases, its control. This will assist efforts at improving measurement reproducibility within a given laboratory and intercomparisons among laboratories.

VI. REFERENCES

1. Bowers, G.N., Jr. and McComb, R.B., A Continuous Spectrophotometric Method for Measuring the Activity of Serum Alkaline Phosphatase, *Clin. Chem.* 12, 70 (1966).
2. Bowers, G.N., Jr., Measurement of Isocitric Dehydrogenase Activity in Body Fluids, *Clin. Chem.* 5, 509 (1959).
3. Amador, E., Dorfman, L.E., and Wacker, W.E.C., Serum Lactic Dehydrogenase Activity: An Analytical Assessment of Current Assays, *Clin. Chem.* 9, 931 (1963).
4. *Worthington Enzyme Manual*, Section III, Clinical Reagents, Worthington Biochemical Corporation, Freehold, New Jersey, 1972, pp. 179-216.
5. Bowers, G.N., Jr., Bergmeyer, H.U., Moss, D.W., Draft Proposal (No. 8) for I.F.C.C. Reference Methods for Enzymes, *Clin. Chem.* 19, 268 (1973).

6. The International Practical Temperature Scale of 1968, *Metrologia* 5, 35 (1969).
7. Swindells, J.F., Calibration of Liquid-in-Glass Thermometers, Nat. Bur. Stand. Monograph 90, Superintendent of Documents, U.S. Government Printing Office, Washington, D.C. 20402.
8. Riddle, J.L., Furukawa, G.T., and Plumb, H.H., Platinum Resistance Thermometry, Nat. Bur. Stand. Monograph 126, Superintendent of Documents, U.S. Government Printing Office, Washington, D.C. 20402.

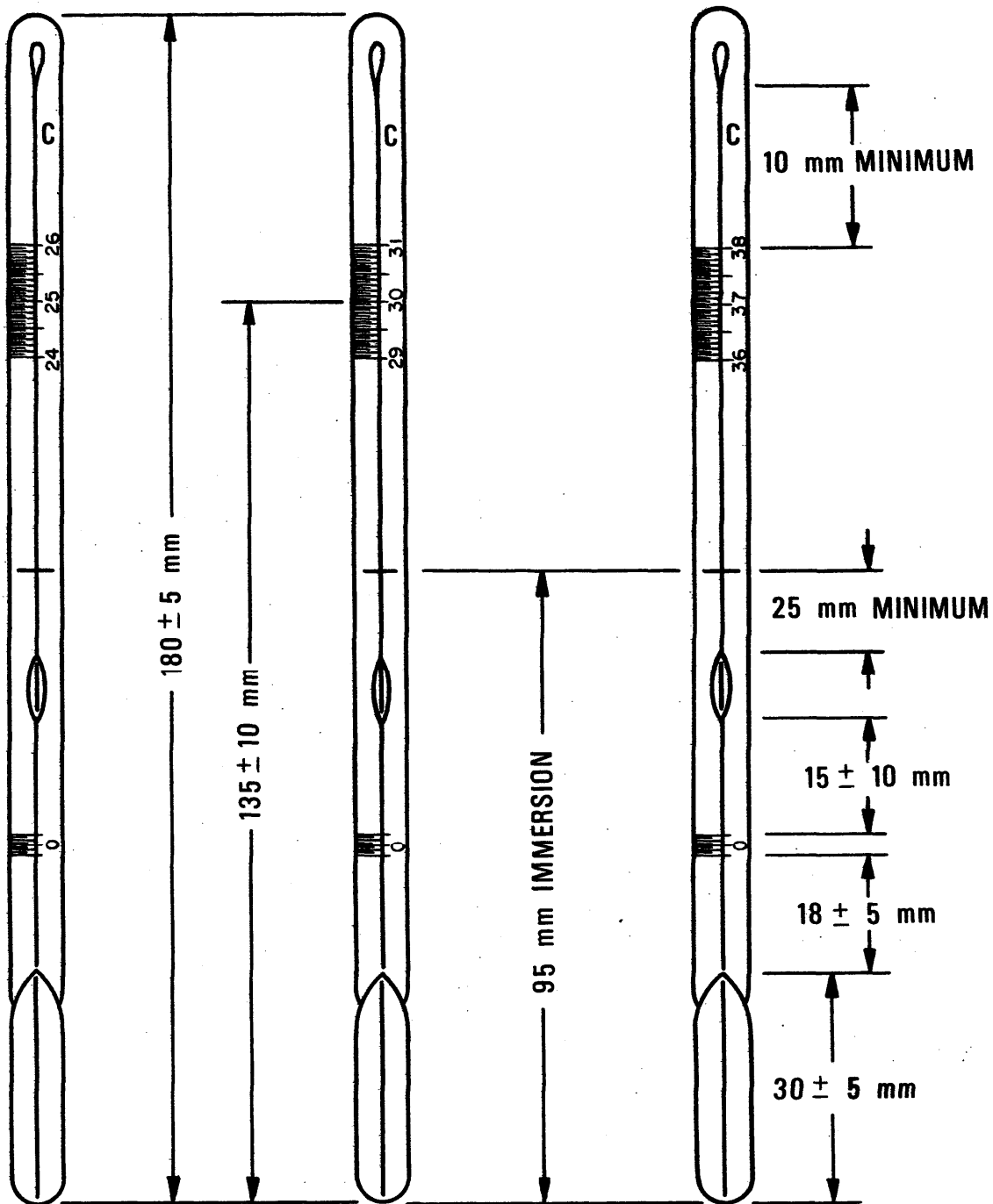


Figure 1. The three thermometers of SRM 933. The subdivisions are 0.05 °C and the graduations have longer lines at intervals of 0.10 °C and 0.50 °C.

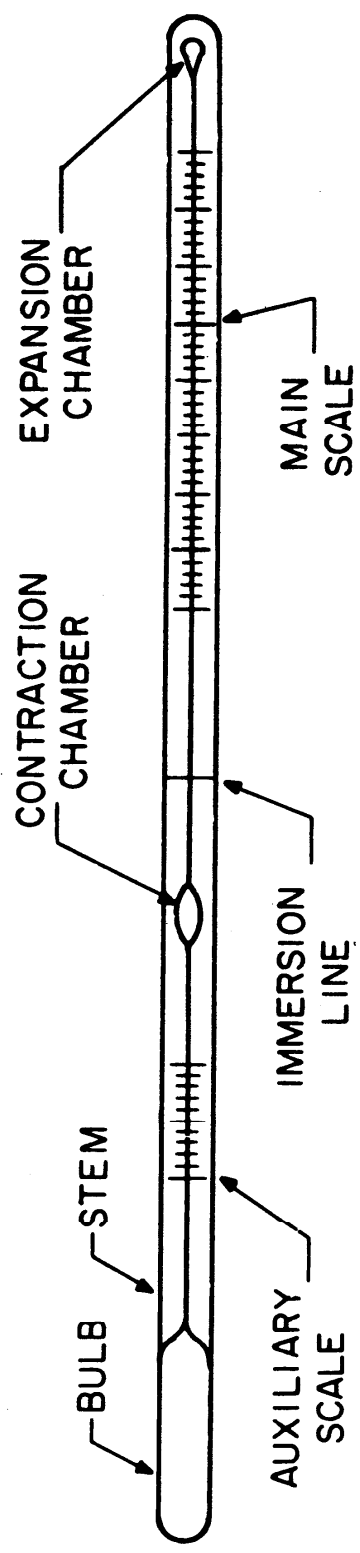


Figure 2. A drawing showing the principal features of a solid-stem liquid-in-glass thermometer.

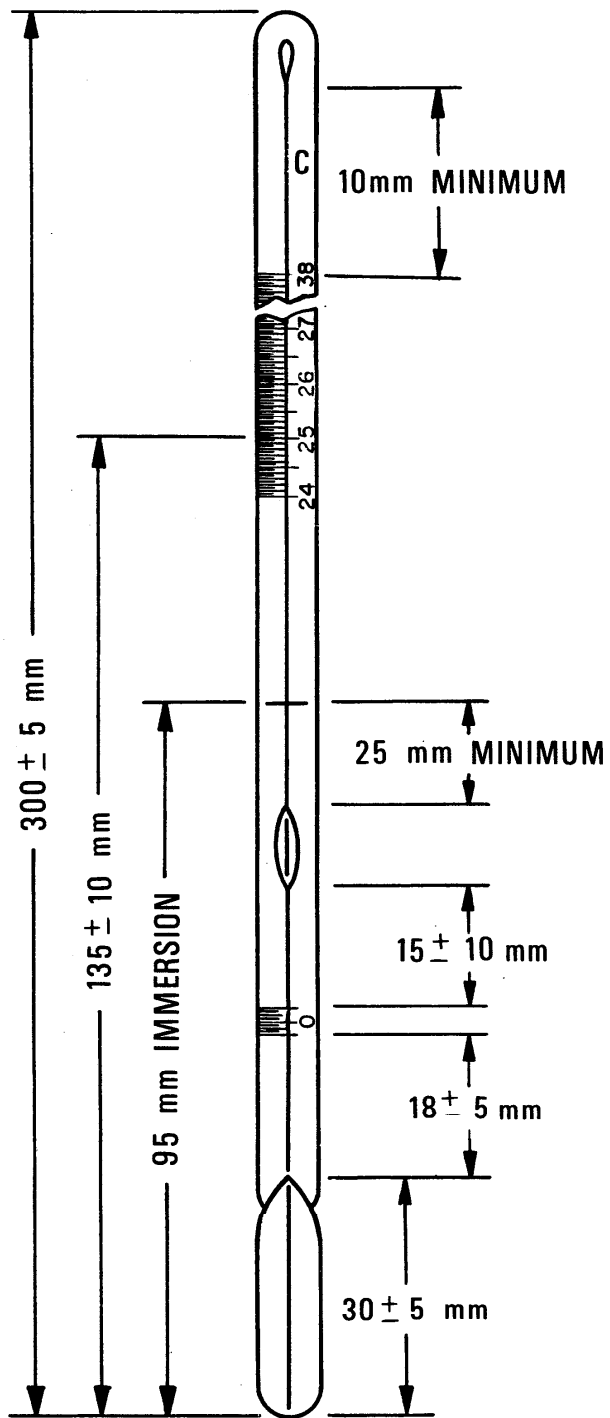


Figure 3. The thermometer of SRM 934. The divisions are 0.05 °C and the graduations have longer lines at intervals of 0.10 °C and 0.50 °C.

U.S. DEPT. OF COMM. BIBLIOGRAPHIC DATA SHEET	1. PUBLICATION OR REPORT NO. NBS SP 260-48	2. Gov't Accession No.	3. Recipient's Accession No.
4. TITLE AND SUBTITLE STANDARD REFERENCE MATERIALS: DESCRIPTION AND USE OF PRECISION THERMOMETERS FOR THE CLINICAL LABORATORY, SRM 933 AND SRM 934		5. Publication Date May 1974	6. Performing Organization Code
7. AUTHOR(S) B. W. Mangum and J. A. Wise		8. Performing Organ. Report No.	
9. PERFORMING ORGANIZATION NAME AND ADDRESS NATIONAL BUREAU OF STANDARDS DEPARTMENT OF COMMERCE WASHINGTON, D.C. 20234		10. Project/Task/Work Unit No.	11. Contract/Grant No.
12. Sponsoring Organization Name and Complete Address (Street, City, State, ZIP) Same as No. 9.		13. Type of Report & Period Covered Final	14. Sponsoring Agency Code
15. SUPPLEMENTARY NOTES Library of Congress Catalog Card Number: 74-7455			
16. ABSTRACT (A 200-word or less factual summary of most significant information. If document includes a significant bibliography or literature survey, mention it here.) Because of the high sensitivity to temperature of many facets of the clinical laboratory, e.g. in enzyme reactions and in pH and blood gas analysis, there is a need for accurate temperature measurements and its control. In order to help satisfy these needs and to aid in getting a usable and accurate temperature scale into the clinical laboratory, the National Bureau of Standards has developed SRM 933 and SRM 934. These are precision thermometers, which are calibrated at 0 °C, 25 °C, 30 °C, and 37 °C and their description, their calibration, and the procedures for their proper usage are discussed.			
17. KEY WORDS (six to twelve entries; alphabetical order; capitalize only the first letter of the first key word unless a proper name; separated by semicolons) Clinical laboratory; enzymology; health care; liquid-in-glass thermometers; standard reference material; SRM 933; SRM 934; thermometers.			
18. AVAILABILITY <input checked="" type="checkbox"/> Unlimited <input type="checkbox"/> For Official Distribution. Do Not Release to NTIS <input type="checkbox"/> Order From Sup. of Doc., U.S. Government Printing Office Washington, D.C. 20402, SD Cat. No. C13, 10:260-48 <input type="checkbox"/> Order From National Technical Information Service (NTIS) Springfield, Virginia 22151		19. SECURITY CLASS (THIS REPORT) UNCLASSIFIED	21. NO. OF PAGES 23
20. SECURITY CLASS (THIS PAGE) UNCLASSIFIED		22. Price 60 cents	

NBS TECHNICAL PUBLICATIONS

PERIODICALS

JOURNAL OF RESEARCH reports National Bureau of Standards research and development in physics, mathematics, and chemistry. Comprehensive scientific papers give complete details of the work, including laboratory data, experimental procedures, and theoretical and mathematical analyses. Illustrated with photographs, drawings, and charts. Includes listings of other NBS papers as issued.

Published in two sections, available separately:

• Physics and Chemistry (Section A)

Papers of interest primarily to scientists working in these fields. This section covers a broad range of physical and chemical research, with major emphasis on standards of physical measurement, fundamental constants, and properties of matter. Issued six times a year. Annual subscription: Domestic, \$17.00; Foreign, \$21.25.

• Mathematical Sciences (Section B)

Studies and compilations designed mainly for the mathematician and theoretical physicist. Topics in mathematical statistics, theory of experiment design, numerical analysis, theoretical physics and chemistry, logical design and programming of computers and computer systems. Short numerical tables. Issued quarterly. Annual subscription: Domestic, \$9.00; Foreign, \$11.25.

DIMENSIONS, NBS

The best single source of information concerning the Bureau's measurement, research, developmental, cooperative, and publication activities, this monthly publication is designed for the layman and also for the industry-oriented individual whose daily work involves intimate contact with science and technology—for engineers, chemists, physicists, research managers, product-development managers, and company executives. Annual subscription: Domestic, \$6.50; Foreign, \$8.25.

NONPERIODICALS

Applied Mathematics Series. Mathematical tables, manuals, and studies.

Building Science Series. Research results, test methods, and performance criteria of building materials, components, systems, and structures.

Handbooks. Recommended codes of engineering and industrial practice (including safety codes) developed in cooperation with interested industries, professional organizations, and regulatory bodies.

Special Publications. Proceedings of NBS conferences, bibliographies, annual reports, wall charts, pamphlets, etc.

Monographs. Major contributions to the technical literature on various subjects related to the Bureau's scientific and technical activities.

National Standard Reference Data Series. NSRDS provides quantitative data on the physical and chemical properties of materials, compiled from the world's literature and critically evaluated.

Product Standards. Provide requirements for sizes, types, quality, and methods for testing various industrial products. These standards are developed cooperatively with interested Government and industry groups and provide the basis for common understanding of product characteristics for both buyers and sellers. Their use is voluntary.

Technical Notes. This series consists of communications and reports (covering both other-agency and NBS-sponsored work) of limited or transitory interest.

Federal Information Processing Standards Publications. This series is the official publication within the Federal Government for information on standards adopted and promulgated under the Public Law 89-306, and Bureau of the Budget Circular A-86 entitled, Standardization of Data Elements and Codes in Data Systems.

Consumer Information Series. Practical information, based on NBS research and experience, covering areas of interest to the consumer. Easily understandable language and illustrations provide useful background knowledge for shopping in today's technological marketplace.

BIBLIOGRAPHIC SUBSCRIPTION SERVICES

The following current-awareness and literature-survey bibliographies are issued periodically by the Bureau:

Cryogenic Data Center Current Awareness Service (Publications and Reports of Interest in Cryogenics).

A literature survey issued weekly. Annual subscription: Domestic, \$20.00; foreign, \$25.00.

Liquefied Natural Gas. A literature survey issued quarterly. Annual subscription: \$20.00.

Superconducting Devices and Materials. A literature survey issued quarterly. Annual subscription: \$20.00.

Send subscription orders and remittances for the preceding bibliographic services to the U.S. Department of Commerce, National Technical Information Service, Springfield, Va. 22151.

Electromagnetic Metrology Current Awareness Service (Abstracts of Selected Articles on Measurement Techniques and Standards of Electromagnetic Quantities from D-C to Millimeter-Wave Frequencies). Issued monthly. Annual subscription: \$100.00 (Special rates for multi-subscriptions). Send subscription order and remittance to the Electromagnetic Metrology Information Center, Electromagnetics Division, National Bureau of Standards, Boulder, Colo. 80302.

Order NBS publications (except Bibliographic Subscription Services) from: Superintendent of Documents, Government Printing Office, Washington, D.C. 20402.