



United States
Department of
Agriculture

August 27, 2007

Farm and Foreign
Agricultural
Services

TO: Steven A. Connelly, Deputy Administrator for Field Operations

Farm Service
Agency

FROM: Kenneth Culp, State Executive Director
Indiana State FSA Office

Indiana State
FSA Office
5981 Lakeside
Blvd.
Indianapolis, IN
46278
317-290-3030 x200
TDD 317-290-3343

SUBJECT: Indiana FSA State Review Final Proposal

The Indiana Farm Service Agency like many other organizations and businesses must locate our shrinking staff and budget where the workload is today. The farming industry and farm programs have changed since the agency was created in the 1930's. Indiana has consolidated 12 offices since the early 1990's and the results show improved service and significant dollars saved. The need for county office consolidation is the result of a continued decline in resources of the past several years. Workload numbers show Indiana is currently 62 employees understaffed and it has been as high as 80 employees over the last 3 years.

Demographics of Indiana FSA County Offices

Number of Counties in Indiana:	92
Number of FSA County Offices in Indiana:	80
Number of Stand-Alone FSA County Offices:	55
Number of Combined FSA County Offices:	9
Number of Shared Mgt FSA County Offices:	16
Number of Farm Loan Program Offices:	12

US Senator – Richard Lugar
US Senator – Evan Bayh

US Representative- Pete Visclosky, 1st District
US Representative- Joe Donnelly, 2nd District
US Representative- Mark Souder, 3rd District
US Representative- Steve Buyer, 4th District
US Representative- Dan Burton, 5th District
US Representative- Mike Pence, 6th District
US Representative- Julia Carson, 7th District
US Representative- Brad Ellsworth, 8th District
US Representative- Baron Hill, 9th District



Executive Plan..... 1-20

Exhibits

1 Indiana Current Management Practices (*map*)
2 Office Consolidations Phase 1 – Final Proposal (*map*)
3 Restructuring by Total 3 Yr. Workload

We are submitting the Indiana Farm Service Agency County Office Restructuring Plan and encourage the approval of this final proposal. We submitted our initial proposal on May 17, 2007, identifying ten offices for consolidation. We have completed the public meetings in the counties that were proposed to be consolidated. Attendance ranged from 40 to 325 per individual meeting.

Producers and community leaders offered several recommendations and alternatives to our initial proposal. The Indiana State FSA Committee reviewed and considered all suggestions presented at the public meetings. After compiling summaries from all public meetings, the following statements were most common at each meeting.

- Negligible cost savings does not warrant consolidation.
- Process is flawed; public meetings should have been conducted prior to any plans being proposed.
- Longer unfamiliar drive will be a hardship on elderly producers.
- More costly to producers, driving extra miles with rising fuel costs.
- Personal touch will be lost in consolidation.
- Producers wanted to take a public vote.
- Where are the local Soil and Water Conservation District & Natural Resources Conservation Service offices going to be located?
- Producers are receiving excellent service now, why change?
- Closing will hurt local economy.
- 4-H programs will be hurt in selected counties.
- Set up satellite/part time offices.
- Cut staffs in Washington D.C. and State Offices and increase county staffing levels.

After reviewing information presented at the public meetings, the State Committee felt it was still important to follow criteria established in the initial proposal, eliminate shared management offices, eliminate 2-3 employee offices, small workload offices, allow employees to specialize, create a structure that will serve producers more efficiently, and try to keep the accessibility of an office within a 30 minute drive for producers. The Indiana State FSA Committee final proposal consolidates 9 county offices rather than the 10 listed in our initial proposal. The following Indiana FSA Offices submitted for consolidation in our initial plan remain on the closure list in the final proposal:

- Shelby County will be consolidated with Rush County
- Hamilton County will be consolidated with Tipton County
- Vanderburgh County will be consolidated with Posey County
- Clark County will be consolidated with Scott County
- Morgan County will be consolidated with Monroe/Owen/Brown County
- Switzerland County will be consolidated with Jefferson County
- LaGrange County will be consolidated with Elkhart County
- Steuben County will be consolidated with DeKalb County
- Pike County will be consolidated with Dubois County

The following Indiana FSA Office, proposed to be closed in the initial plan, has been removed and is not slated for closure in the final proposal:

- Clay County

The STC feels Clay County's workload ranks high enough to be a stand alone office (12th in state). The STC will address Vigo County in the next phase of office restructuring.

There are a number of benefits to this County Office Restructuring Plan. One is cost savings; we estimate the savings in rent to be \$158,358 a year. We also have targeted shared management offices. Shared management has been used for several years and we have now determined it has many flaws. If we are unable to consolidate these offices, it would require us to hire eight additional managers. Not hiring the managers we are showing a cost saving in salaries and benefits of \$648,000 a year.

Final Office Consolidations Proposal

Shelby County > Rush County

The Public Information Meeting was held in Shelby County on July 10, 2007.

US Representative – Dan Burton

US Representative – Mike Pence

Background: Rush and Shelby Counties are currently operating under a shared management agreement. Susan Houston is the County Executive Director (CED) in both counties. The two counties are located on the southeast side of Indianapolis. Urbanization is starting to reduce farmland and operators in both of the counties. The FSA State Executive Director (SED) has met with the County Committee's (COC's) on numerous occasions to discuss office restructuring. Rush County is the headquarter office for Susan Houston (CED). The Shelby County COC has been given the opportunity to advertise for a CED. The COC has declined to advertise its CED vacancy because it is pleased with the job performance of Susan Houston. Both COC's have met and wish to combine offices in the town of Manila. They feel this will enhance the delivery service of farm programs and allow employees to become more specialized.

Cost Benefit: FSA is currently paying rent in both counties. Rent for Shelby County is \$27,289 and Rush County is \$23,919. Our yearly projected cost savings estimate with this combination is \$110,508. Rent & Travel savings at \$29,508 and CED salary savings at \$81,000.

Distance: The distance from the Shelby County Office to the location in Manila is 10 miles. The distance from Rush County Office to Manila is 10 miles.

Producers receiving 1099G's for FY 2005: Shelby County had 996 producers receiving 1099G's totaling \$14,429,435. Rush County had 885 producers receiving 1099G's totaling \$15,799,368.

Farm Service Agency Payments (3 year average by FY, 2004, 2005, 2006):

Shelby County \$9,530,604

Rush County \$11,087,580.

Total Primary Operators:

Rush County-606

Shelby County-651

Land in Farms: (2002 Ag Census)
Shelby County-199,904
Rush County-223,527

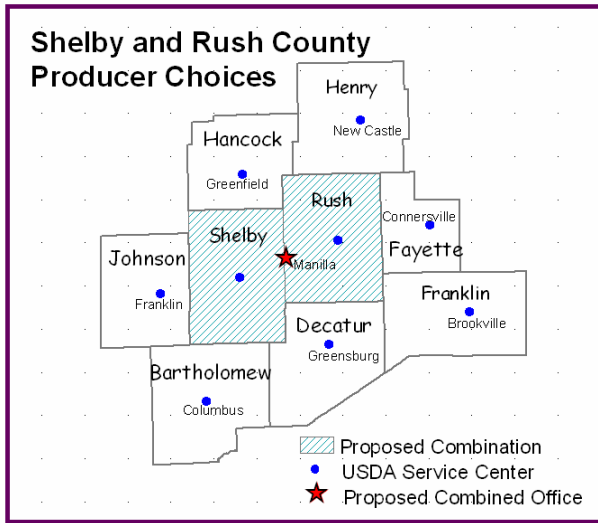
Staffing: The Shelby County office is staffed by 3 Program Technicians. The Rush County Office is staffed with a County Executive Director and 3 Program Technicians. We feel the workload would justify all employees at the Manila office.

Workload: The Average Normal Workday numbers (NWD) from 2004, 2005, and 2006. Rush County NWD totals 1426. Rush County's 3-year average ranks 29th in the state and 862 nationally. Shelby County NWD totals 1143. Shelby County's 3-year average ranks 60th in the state and 1435 nationally.

Impact: This shared management combination will be one of the largest workload offices in the state. With both counties lying just outside the Indianapolis metropolitan area, farmland acres and producers will continue to decrease. The COC's give their full support for the office combination. They feel Susan Houston (CED) will be able to manage both offices more efficiently at the centralized location of Manila. Our estimated savings on this combination is \$110,508. The savings are due to paying only 1 CED and office rent at 1 location.

Rush and Shelby County producers may choose any contiguous county as their administrative headquarters:

Hancock, Henry, Johnson, Fayette, Franklin, Decatur, Bartholomew



NRCS proposes to consolidate Shelby County with Rush County in Manila. Shelby and Rush County will continue to be serviced independently by their current District Conservationists. The District Conservationists will be housed in Manila.

Hamilton > Tipton

The Public Information Meeting was held in Hamilton County on August 1, 2007.

US Representative – Dan Burton

Background: Hamilton County is located on the north side of Indianapolis. Hamilton County is losing farmland and producers to urbanization. The majority of the farmland in Hamilton County is located in the north and west side of the county. Producers on the west side of the county would be less than 20 miles to the Boone County Office, which is located in Lebanon. With a great number of producers located in the northern part of the county, our plan is to combine the Hamilton County Office with the Tipton County Office. The office would be located in Tipton County. The SED has met with Hamilton County COC and they agree the office should combine with Tipton County due to urbanization and reduced workload.

Cost Benefit: FSA is currently paying rent in both counties. Rent for Hamilton County is \$18,360 and Tipton County is paying \$24,459 per year.

Distance: The distance from the Hamilton County office to the Tipton County office is 17 miles.

Producers receiving 1099G's for FY 2005: Hamilton County had 699 producers receiving 1099G's totaling \$7,361,725. Tipton County had 817 producers receiving 1099G's totaling \$11,182,998.

Farm Service Agency Payments (3 year average by FY, 2004, 2005, 2006):

Hamilton County-5,403,505
Tipton County-7,935,689

Total Primary Operators:

Hamilton-726
Tipton-360

Land in Farms: (2002 Ag Census)

Hamilton-140,448
Tipton-151,647

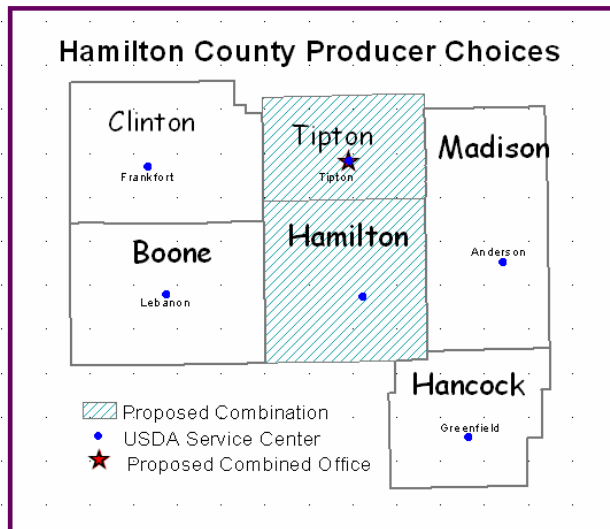
Staffing: The Hamilton County office is staffed with 2 Program Technicians. The County Executive Director recently retired. The Tipton County office is staffed with a County Executive Director and 3 Program Technicians.

Workload: The Average Normal Workday numbers (NWD) from 2004, 2005, and 2006. Hamilton County NWD totals 933. Hamilton County’s 3-year average ranks 71st in the state and 1,710 nationally. Tipton County NWD totals 1230. Tipton County’s 3-year average ranks 45th in the state and 1086 nationally.

Impact: This combination of Hamilton and Tipton Counties is due to urban sprawl of the cities of Noblesville, Carmel and Indianapolis. Hamilton County will continue to lose farm acreage and FSA workload will continue to decline. The Tipton County office has room for 2 additional employees and producer farm record files. By combining these two offices, Indiana FSA will not be required to replace the recently retired Hamilton County Executive Director. Our estimated saving with this combination is \$99,360.

Hamilton County producers may choose any contiguous county as their administrative headquarters:

Clinton, Boone, Madison, Hancock



NRCS proposes to consolidate Hamilton County with Boone County. One District Conservationist stationed in Boone County will provide service for both counties. Hamilton and Boone County have similar resource concerns. They are counties adjacent to Indianapolis experiencing rapid urbanization.

Vanderburgh > Posey

The Public Information Meeting was held in Vanderburgh County on July 11, 2007.

US Representative – Brad Ellsworth

Background: The Vanderburgh and Posey County offices are currently headquarter offices. Our proposal is to combine the Vanderburgh County office with the Posey County office and locate the office in Posey County existing space. The Vanderburgh County office lease is on a year to year renewal and the building is currently for sale. The current space in Vanderburgh County is in poor condition. The State Executive Director has met with both COC's to discuss the combination and they support the proposal. Vanderburgh County workload ranks 77th out of 80 Indiana County offices. We feel this combination will give us a better staffed and trained office.

Cost Benefit: FSA is currently paying rent in both offices. Rent for Vanderburgh County is \$20,044. Rent for Posey County is \$22,467. Rent savings will be \$20,044.

Distance: The distance from the Vanderburgh County office to the Posey County Office is 19 miles.

Producers receiving 1099G's for FY 2005: Vanderburgh County had 735 producers receiving 1099G's totaling \$5,909,570. Posey County had 1424 producers receiving 1099G's totaling \$14,233,201.

Farm Service Agency Payments (3 year average by FY 2004, 2005, 2006):

Vanderburgh-\$4,067,187

Posey-\$9,474,825

Total Primary Operators:

Vanderburgh-306

Posey-396

Land in Farms: (2002 Ag Census)

Vanderburgh-82,035

Posey-191,886

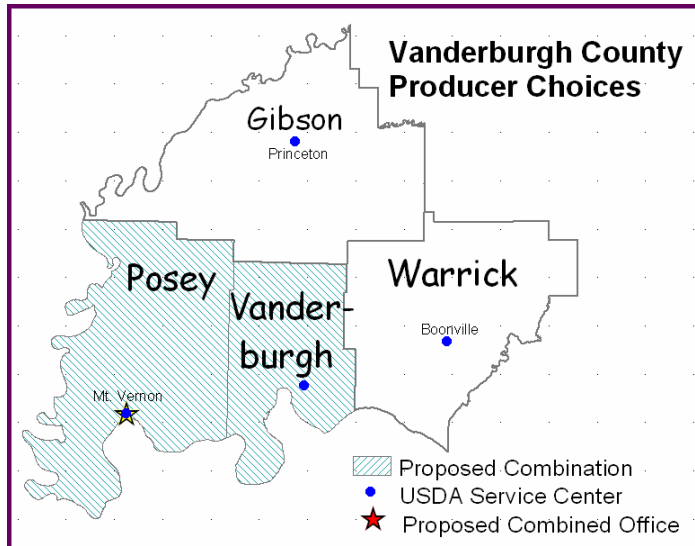
Staffing: The Vanderburgh County office is staffed with a County Executive director and 2 Program Technicians. The Posey County office is staffed with a County Executive Director and 4 Program Technicians.

Workload: The Average Normal Workday numbers (NWD) from 2004, 2005, and 2006. Vanderburgh County NWD totals 896. Vanderburgh County’s 3-year average ranks 77th in the state and 1,872 nationally. Posey County NWD totals 1309. Posey County’s 3-year average ranks 31st in the state and 1,054 nationally.

Impact: This combination of Vanderburgh and Posey Counties is needed due to urban sprawl of the city of Evansville. Vanderburgh County will continue to lose farm acreage and FSA workload will continue to decline. The Posey County office has room for 2 additional employees and producer farm record files. The consensus with the Vanderburgh County Committee is when the current lease in Posey County expires, to seek a more centralized location for both counties. The combination will cause a CED to be displaced. Our estimated savings with this combination is \$101,044.

Vanderburgh County producers may choose any contiguous county as their administrative headquarters:

Gibson, Warrick



NRCS proposes to consolidate Vanderburgh County with Posey County. Vanderburgh and Posey County will continue to be serviced independently by their current District Conservationist. The District Conservationists will be housed in Posey County.

Clark County > Scott County

The Public Information Meeting was held in Clark County on July 12, 2007 at the Clark County Fairgrounds.

US Representative – Baron Hill

Background: Clark and Scott Counties are currently operating under a shared management agreement. Bob Backus is the County Executive Director (CED) in both counties. The two counties are located on the southern part of Indiana. Urbanization is starting to reduce farmland and operators in both of the counties. The FSA State Executive Director (SED) has met with the County Committee's (COC's) on numerous occasions to discuss office restructuring. The STC met with the Clark and Scott County COC's on August 15, 2007 to discuss the proposed office location. The STC wanted to get each COC's thought on a possible Henryville location for a new office. The Clark County Committee felt Charlestown would be the best location for the office. The Scott County Committee feels Scottsburg is the best location. After reviewing information provided by both COC's, the STC decided to put the office in our current space in Scottsburg. We feel this will enhance the delivery service of farm programs and allow employees to become more specialized.

Cost Benefit: FSA is currently paying rent in both offices. Rent for Clark County is \$14,655. Rent for Scott County is \$23,812. Rent savings will be \$14,655.

Distance: The distance from the Clark County Office to the Scott County Office is 20 miles.

Producers receiving 1099G's for FY 2005: Clark County had 609 producers receiving 1099G's totaling \$3,013,978. Scott County had 371 producers receiving 1099G's totaling \$3,122,537.

Farm Service Agency Payments (3 year average by FY 2004, 2005, 2006):

Clark-\$2,000,871

Scott-\$1,911,225

Total Primary Operators:

Clark-638

Scott-387

Land in Farms: (2002 Ag Census)

Clark-100,602

Scott-69,279

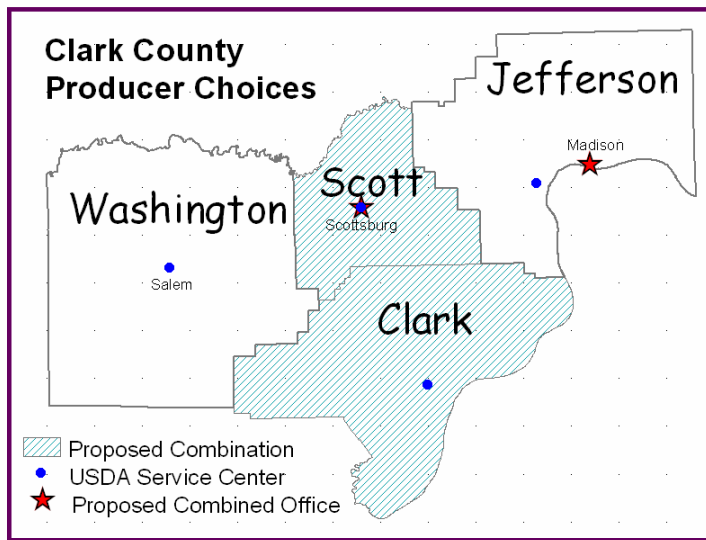
Staffing: The Clark County office is staffed with 2 Program Technicians. The Scott County office is staffed with a County Executive Director and 2 Program Technicians.

Workload: The Average Normal Workday numbers (NWD) from 2004, 2005, and 2006. Clark County NWD totals 917. Clark County's 3-year average ranks 73rd in the state and 1,536 nationally. Scott County NWD totals 815. Scott County's 3-year average ranks 79th in the state and 1,874 nationally.

Impact: This combination of Clark and Scott Counties is needed because of reduced workload due to the tobacco buyout program. Clark County is losing farm ground due to urban sprawl in the cities of New Albany and Louisville. The Scott County office has room for 2 additional employees and producer farm record files. Our estimated savings with this combination is \$95,655.

Clark County producers may choose any contiguous county as their administrative headquarters:

Washington, Jefferson



NRCS proposes to consolidate Clark County with Scott County in Scottsburg. One District Conservationist stationed in Scott County will provide service for both counties. One District Conservationist has been servicing these counties for over a year.

Morgan > Monroe/Owen/Brown

The Public Information Meeting was held in Morgan County on July 26, 2007 at the Martinsville Administration Building.

US Representative – Steve Buyer

US Representative – Baron Hill

US Representative – Brad Ellsworth

Background: The Morgan County Office is currently without a CED. The office is located in Martinsville which is located 22 miles north of the Monroe/Owen/Brown office located in Bloomington just off of State Road 37 (Divided Highway). The office would be located in the current space in Bloomington where Troy Hobson is the current County Executive Director. It is expected many of the Morgan County agricultural producers farming in the eastern part of the county will transfer their operations to the Johnson/Marion County Office in adjacent Johnson County headquartered in Franklin, 18 miles from the current Morgan County Office. The SED has met with the Morgan County COC on the proposed move to the Monroe/Owen/Brown Office in Bloomington.

Cost Benefit: FSA is currently paying rent in both locations. Annual rents are \$29,889 in M/O/B and \$20,666 in Morgan County.

Distance: The distance between the Morgan and Monroe/Owen/Brown Offices is 22 miles.

Producers receiving 1099G's in FY 2005: Morgan had 689 producers receiving 1099G's totaling \$6,684,000. Monroe/Owen/Brown had a total of 909 producers receiving 1099G's totaling \$4,513,153.

Farm Service Agency Payments (3 yr. average by FY 2004, 2005, 2006):

Morgan County- \$ 4,647,289

M/O/B- \$986,657

Total Primary Operators:

Morgan- 690

M/O/B- 1357

Land in Farms: (2002 Ag Census)

Morgan-111,609

M/O/B-179,579

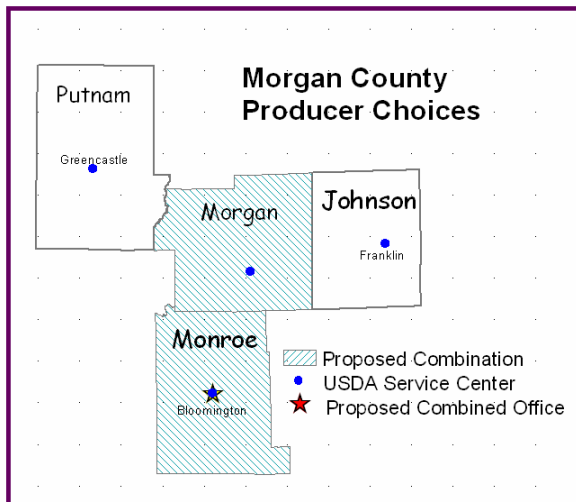
Staffing: The Morgan County staff consists of 2 Program Technicians. The Monroe/Owen/Brown Area staff consists of 3 Program Technicians and a County Executive Director.

Workload: The Average Normal Workdays (NWD) for Morgan County in 2004, 2005 and 2006 totals 940, ranking them 70th in Indiana and 1625th in the United States. Monroe/Owen/Brown averaged 1101 NWD's ranking them 62nd in Indiana and 1413th nationally.

Impact: Morgan County is contiguous to Marion County (Indianapolis) and is losing farm and crop acreage annually due to urbanization. This continued loss of acreage and subsequent decrease in workload is expected to continue into the future. The Monroe/Owen/Brown Area Office can accommodate one to two additional employees along with the associated producer files within their current office space. This combination will not result in any current employee loss of employment in either office. Our estimated annual savings with this combination amounts to \$101,666.

Morgan County producers may choose any contiguous county as their administrative headquarters:

Putnam, Johnson



NRCS proposes to consolidate Morgan County with Johnson County. One District Conservationist stationed in Johnson County will provide service for both counties. One District Conservationist has been servicing these counties for over a year. Morgan and Johnson County have similar resource concerns. They are counties adjacent to Indianapolis experiencing increased urbanization.

Switzerland > Jefferson

The Public Information Meeting was held in Switzerland County on July 12, 2007 at the Switzerland County Fairgrounds.

US Representative – Baron Hill

Background: Switzerland and Jefferson counties are located in southeastern Indiana along the Ohio River bordering on Kentucky to the south and currently are stand alone headquarter operations. Both operations were heavily impacted by the demise of the tobacco program. Jefferson was ranked 1st in Indiana in the number of burley tobacco quotas issued and Switzerland was 2nd. Both of these offices currently have County Executive Directors with a Farm Loan Director and PT currently being assigned to the Jefferson County Office. We propose to keep the consolidated office in Jefferson County but to relocate from Hanover to Madison moving approximately 10 miles further east toward Switzerland County.

Cost Benefit: FSA is currently paying rent in both offices amounting to \$22,522 in Jefferson County and \$22,184 in Switzerland County. Rent savings is estimated to be \$18,976.

Distance: The distance from the Switzerland County Office and the proposed site in Madison is approximately 20 miles.

Producers Receiving 1099 G's for FY 2005: 684 Jefferson County producers received 1099 G's amounting to \$3,799,943 with 354 producers from Switzerland County totaling \$1,207,107.

Farm Service Agency Payments (3 yr. average by FY 2004, 2005, 2006):

Jefferson-\$2,228,611
Switzerland-\$796,811

Total Primary Operators:

Jefferson-778
Switzerland-464

Land in Farms: (2002 Ag Census)

Jefferson-109,103
Switzerland-60,243

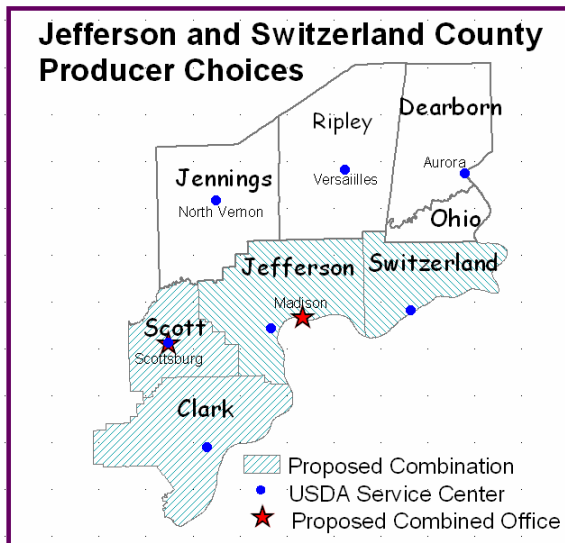
Staffing: The Jefferson County staff consists of 1 County Executive Director, 1 Farm Loan Manager, 3 Farm Program Technicians, and 1 Farm Loan Program Technician. The Switzerland County staff is comprised of a CED and 2 Program Technicians.

Workload: The Average Normal Workday numbers (NWD) from 2004, 2005, and 2006 are Jefferson 1130 NWD's, ranking 61st in Indiana (this did not include FLP workdays) and 452nd in the country (this included FLP Workdays). Switzerland County's NWD's averaged 908, ranking 75th in Indiana and 1678th in the nation.

Impact: This consolidation is needed due to the vanishing workload in both of these offices and the fact that only 464 primary operators are being served in Switzerland County. Our proposal is to relocate this office further east from Hanover to Madison to better serve the Switzerland County producers while keeping the office in Jefferson County where most of the primary farm operators are located. This consolidation will result in one CED being displaced, employees relocating to the Madison site, and no other staff employment being impacted. The estimated annual savings would amount to \$99,976.

Jefferson and Switzerland County producers may choose any contiguous county as their administrative headquarters:

Jennings, Ripley, Dearborn/Ohio, Scott



NRCS proposes to consolidate Switzerland County with the current Dearborn/Ohio County combination. One District Conservationist stationed in Dearborn County would provide service for the three counties. One District Conservationist has been servicing these three counties for over two years. Ohio and Switzerland County are two of the smallest counties in Indiana.

LaGrange > Elkhart

The Public Information Meeting was held in LaGrange County on July 24, 2007 at the Lakeland High School Auditorium.

US Representative – Mark Souder

US Representative – Joe Donnelly

Background: Elkhart and LaGrange Counties are located in the far North and Northeast area of Indiana. The counties are contiguous; with Elkhart County being west of LaGrange and both bordering on the State of Michigan to the north. At present both of these counties are sub-offices in shared management operations with no full time County Executive Directors. The FSA State Executive Director has met with both County Committees.

Cost Benefit:

Both offices are paying rent with Elkhart at \$12,133 per year and LaGrange at \$21,812 per year. Our yearly projected leasing cost savings is estimated at \$12,245.

Distance: The distance from the LaGrange County Office to the new proposed location of Middlebury in Elkhart is 18 miles.

Producers receiving 1099G's in 2005: Elkhart had 577 producers which received \$7,060,163. LaGrange had 489 producers receive \$6,219,226.

Farm Service Agency Payments (3 yr. average by FY 2004, 2005, 2006):

Elkhart-\$5,060,667

LaGrange-\$4,333,347

Total Primary Operators (2002 Ag Census)

Elkhart-1516

LaGrange-1551

Land in Farms:

Elkhart-200,879

LaGrange-189,125

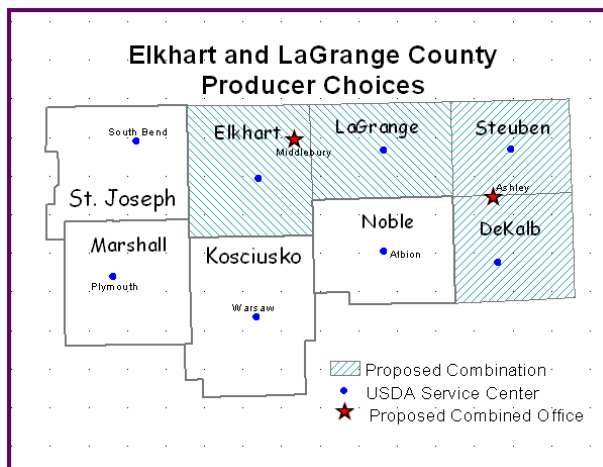
Staffing: The Elkhart County Office is staffed with 3 Program Technicians. LaGrange is staffed with two Program Technicians. Neither office has a full time County Executive Director.

Workload: The Average Normal Workday numbers (NWD) from 2004, 2005, and 2006 are 870 for Elkhart ranking them 78th in the state and 1730th in the United States. LaGrange averaged 697 NWD's ranking them 80th in Indiana and 2141st in the Country.

Impact: With neither Elkhart nor LaGrange having a fulltime County Executive Director and with LaGrange having only two Program Technicians, this combination will result in a better managed and staffed operation with improved service to the producers in both counties. The proposed relocation of the office in Elkhart County from Goshen to Middlebury, 13 miles north and east, will result in a more favorable site for the LaGrange County producers while keeping the office in the heart of Elkhart County where the majority of the producers, which this proposed office will serve, are located. Staffing levels in both offices will not be impacted by this consolidation. The estimated cost savings associated with this consolidation amounts to \$93,245 annually.

Elkhart and LaGrange County producers may choose any contiguous county as their administrative headquarters:

St. Joseph, Marshall, Kosciusko, Noble, DeKalb



NRCS proposes to consolidate LaGrange County with Elkhart County in Middlebury. LaGrange and Elkhart County will continue to be serviced independently by their current District Conservationists. The District Conservationists will be housed in Middlebury.

Steuben >DeKalb

The Public Information Meeting was held in Steuben County on July 24, 2007 at the Steuben County Community Center.

US Representative – Mark Souder

Background: Steuben and DeKalb Counties are located in the far northeast part of Indiana. Steuben is located in the northeast corner of the state and borders on the states of Michigan to the north and Ohio to the east. DeKalb County is located immediately to the south of Steuben County and also shares an eastern border with Ohio. Interstate 69 bisects both of these counties. Allen County is located to the south of DeKalb County. The Allen County FSA Office is located in the north part of Ft. Wayne. Most producers in the southern part of DeKalb County would have less than a 10-15 mile drive to the Allen County FSA Office. At present both of these offices are stand alone operations with each having CED's and farm program staffs and DeKalb also having a Farm Loan Manager and staff. Our plan is to merge the two offices and acquire new space in the town of Ashley.

Distance: The mileage between the new office location and the Steuben County Office is 11 miles. The distance from the DeKalb County Office and the town of Ashley is 13 miles.

Cost Benefit: FSA is currently paying rent in both locations. The annual rent in Steuben is \$15,868 and \$34,328 in DeKalb County.

Producers Receiving 1099G's for 2005: DeKalb County had 1336 producers receive \$8,162,446 in farm program payments. Steuben had 813 producers receive \$5,734,105.

Farm Service Agency Payments (3 year average of FY 2004, 2005, 2006):

DeKalb-\$6,217,930
Steuben-\$2,983,088

Total Primary Operators:

DeKalb-1000
Steuben-674

Land in Farms: (2002 Ag Census)

DeKalb-179,146
Steuben-112,729

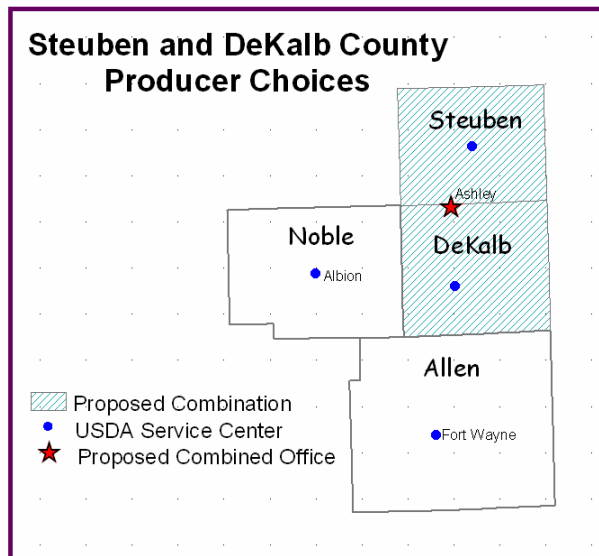
Staffing: The DeKalb County Office has a County Executive Director and 3 Program Technicians, 2 Farm Loan Managers, and a Farm Loan Program Technician. Steuben has a County Executive Director and 2 Program Technicians.

Workload: The DeKalb County Average Normal Work Days for the 2004, 2005, and 2006 fiscal years amounted to 1219 days (excludes FLP days), ranking them 49th in the state and 467th (includes FLP days) in the U.S. Steuben's average amounts to 1007 work days ranking Steuben 67th in the state and 1645th nationally.

Impact: Combining these two offices will result in a better staffed and more efficient operation. With I-69 bisecting these two counties, producers' and staff members' commute to the office should not cause undue hardship. One County Executive Director will be removed due to this merger but it is expected other opportunities within the agency. All other staff members' employment will not be impacted. Savings realized from this merger will approximate \$93,245.

DeKalb and Steuben County producers may choose any contiguous county as their administrative headquarters:

Noble, Allen



NRCS proposes to consolidate Steuben County with DeKalb County in Ashley. Steuben and DeKalb County will continue to be serviced independently by their current District Conservationists. The District Conservationists will be housed in Ashley. The Wood-Land-Lakes RC&D office would move to the Ashley location from Steuben County.

Pike > Dubois

The Public Information Meeting was held in Pike County on July 11, 2007 at the IP&L plant.

US Representative – Baron Hill

US Representative – Brad Ellsworth

Background: The Pike and Dubois FSA Offices are located in the southwest part of Indiana. The offices are presently operating under a shared management agreement with the CED being headquartered in the Pike County Office. The SED has met with both COC's and while the COC's understood the need for the consolidation and agreed that a new site would be needed, they did not agree on a new location. The Indiana State Committee (STC) selected the Ireland area for the new office location. The STC feels this location is the most logical for all producers. With counties to the east already combined, producers are limited to offices within a reasonable driving distance. Producers in Pike County have multiple offices to choose from on the west side of the county.

Distance: The mid point between the two existing offices is approximately 12 miles.

Producers Receiving 1099G's for 2005: 896 Dubois County producers received \$9,203,110. Pike County had 719 producers receive \$5,615,891.

Farm Service Agency Payments (3 year average of FY 2004, 2005, 2006):

Dubois-\$6,503,617

Pike-\$3,600,401

Total Primary Operators

Dubois-758

Pike-288

Land in Farms: (2002 Ag Census)

Dubois-188,972

Pike-75,716

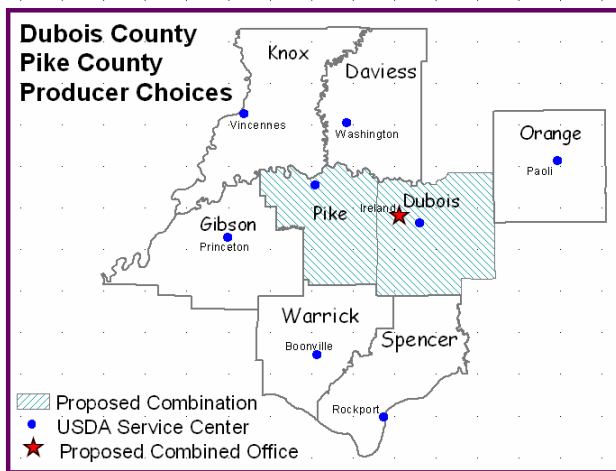
Staffing: The Dubois County staff consists of 3 Program Technicians. The Pike County staff is comprised of a County Executive Director and 3 Program Technicians.

Workload: Dubois County's average normal workdays for the 2004, 2005, and 2006 fiscal years amounts to 1089 work days ranking the office 63rd in the state and 1234th in the nation. Pike County averaged 1192 workdays ranking the county 54th in the state and 1062nd in the United States.

Impact: Combining these two shared management operations into a singly managed office will result in a more efficient, adequately staffed operation. By relocating the operation between the two existing offices in Petersburg and Jasper, driving miles and time will be equitably shared among all producers. Depending on the final location of the new proposed office, several producers may elect to transfer their records to other surrounding FSA offices. Staffing levels in both offices will be not impacted by this consolidation. The estimated total cost savings realized by this proposed consolidation amounts to \$89,036 annually.

Pike and Dubois County producers may choose any contiguous county as their administrative headquarters:

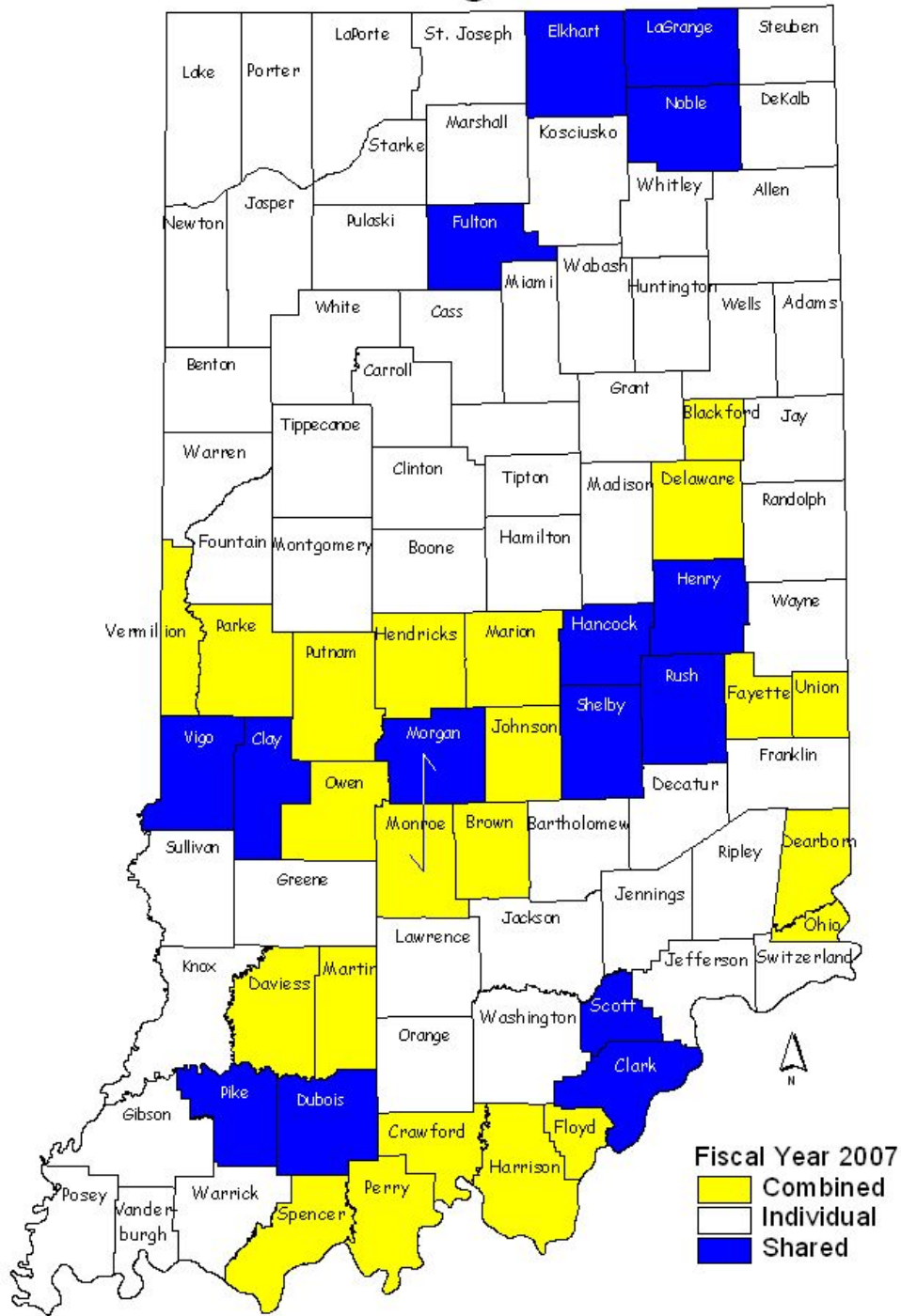
Knox, Daviess, Orange, Gibson, Warrick, Spencer



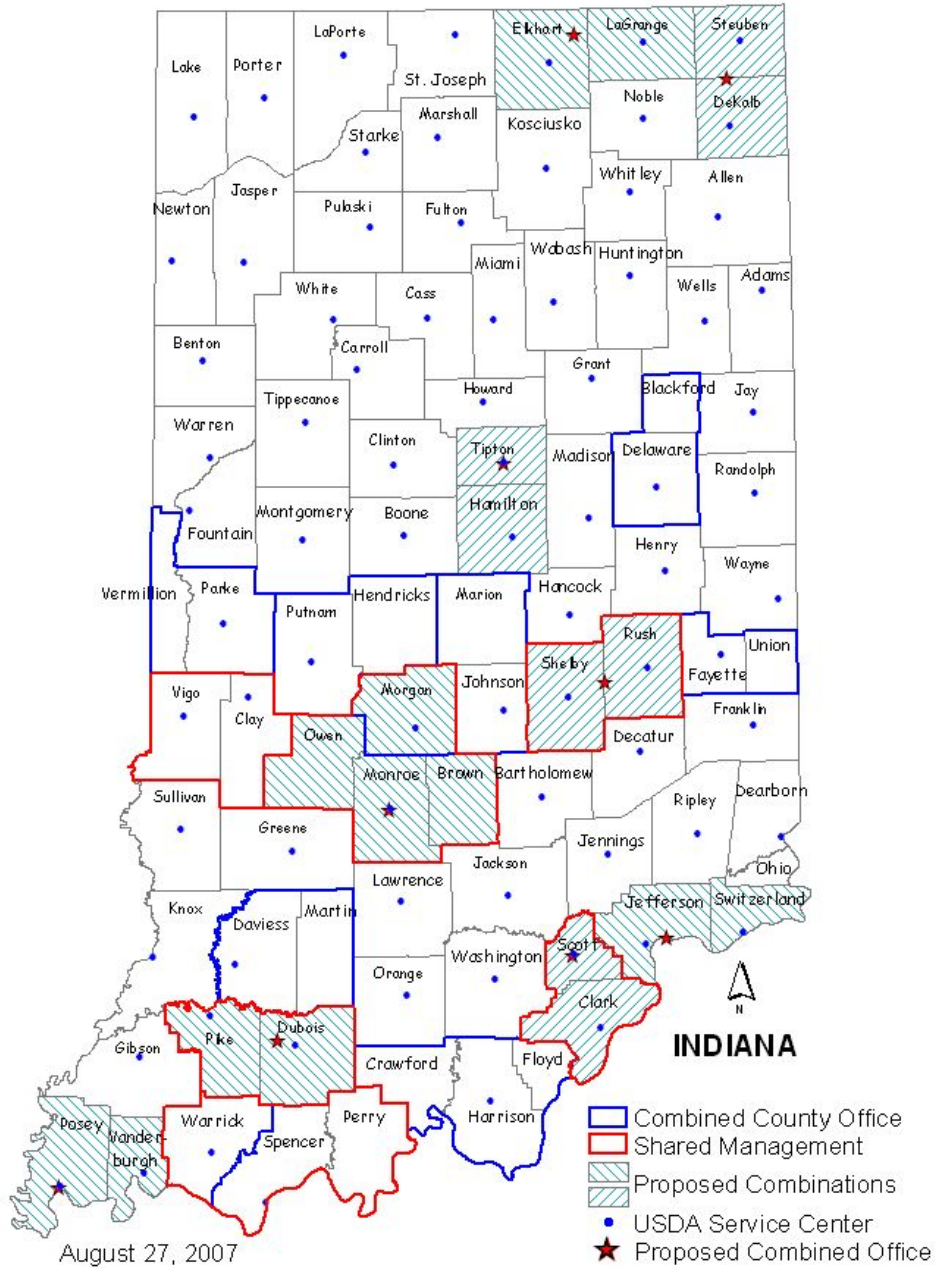
NRCS proposes to consolidate Pike County with Gibson County. One District Conservationist stationed in Gibson County will provide service for both counties. One District Conservationist has been servicing these counties for over a year. The Four Rivers RC&D office would move to the new Dubois County location in Ireland.

INDIANA

Current Management Practices



Office Consolidations Phase I - Final Proposal



Restructuring by Total 3 Yr. Workload

COUNTY	04 WL DAYS	05 WL DAYS	06 WL DAYS	TOTAL WL DAYS
PUTNAM/HENDRICKS	1942	1709	1541	5192
BOONE	1695	1896	1443	5034
JACKSON	1733	1678	1467	4878
ALLEN	1544	1514	1716	4774
MONTGOMERY	1617	1550	1495	4662
KOSCIUSKO	1461	1385	1750	4596
SPENCER/PERRY	1452	1510	1616	4578
JASPER	1327	1643	1473	4443
DELAWARE/BLACKFORD	1398	1574	1470	4442
WAYNE	1487	1215	1653	4355
DAVISS/MARTIN	1360	1493	1460	4313
CLAY	1396	1481	1402	4279
KNOX	1228	1557	1494	4279
GIBSON	1181	1703	1383	4267
PARKE/VERMILLION	1528	1461	1273	4262
RIPLEY	1485	1539	1224	4248
JAY	1386	1413	1447	4246
RANDOLPH	1223	1412	1543	4178
WARREN	1266	1561	1327	4154
MARSHALL	1411	1367	1374	4152
WASHINGTON	1301	1525	1320	4146
NOBLE	1283	1431	1414	4128
Benton	1349	1401	1352	4102
MADISON	1470	1353	1270	4093
ADAMS	1390	1381	1319	4090
MIAMI	1338	1345	1400	4083
WHITE	1257	1447	1329	4033
CLINTON	1310	1485	1237	4032
RUSH	1219	1509	1270	3998
FAYETTE/UNION	1281	1354	1347	3982
POSEY	1266	1340	1323	3929
GRANT	1307	1433	1164	3904
CASS	1246	1348	1293	3887
LAPORTE	1185	1388	1311	3884
BARTHOLOMEW	1170	1409	1302	3881
NEWTON	1172	1500	1192	3864
HARRISON/FLOYD/CRAWFORD	1257	1211	1392	3860

Restructuring by Total 3 Yr. Workload

TIPPECANOE	1470	1199	1160	3829
JENNINGS	1104	1485	1225	3814
PULASKI	1263	1210	1330	3803
WABASH	1207	1284	1233	3724
WELLS	1369	1230	1107	3706
FULTON	1185	1278	1237	3700
SULLIVAN	1240	1231	1221	3692
TIPTON	1304	1340	1046	3690
HOWARD	1401	1159	1106	3666
HUNTINGTON	1237	1229	1195	3661
WHITLEY	1126	1292	1241	3659
DEKALB	1178	1180	1300	3658
CARROLL	1337	1177	1131	3645
FOUNTAIN	1128	1273	1237	3638
STARKE	1288	1199	1146	3633
FRANKLIN	1098	1426	1071	3595
PIKE	1077	1328	1171	3576
HENRY	1064	1409	1090	3563
JOHNSON/MARION	1160	1301	1060	3521
HANCOCK	1041	1183	1244	3468
ST.JOSEPH	1222	1146	1089	3457
DECATUR	1101	1260	1085	3446
SHELBY	1061	1098	1269	3428
JEFFERSON	1166	1278	946	3390
MONROE/OWEN/BROWN	1050	941	1312	3303
DUBOIS	993	1218	1057	3268
WARRICK	1036	1182	999	3217
DEARBORN/OHIO	1048	1205	952	3205
LAWRENCE	1034	1207	957	3198
STEUBEN	1062	953	1005	3020
PORTER	920	975	1120	3015
GREENE	782	917	1174	2873
MORGAN	1004	957	860	2821
HAMILTON	989	897	915	2801
ORANGE	899	1048	833	2780
CLARK	973	1002	777	2752
LAKE	856	896	994	2746
SWITZERLAND	1038	931	755	2724
VIGO	823	849	1031	2703
VANDERBURGH	874	825	988	2687
ELKHART	811	912	887	2610
SCOTT	872	822	752	2446
LAGRANGE	689	687	714	2090