

OVERVIEW OF THE FY 2008 PERFORMANCE BUDGET

STATEMENT OF THE ACF MISSION

The mission of the Administration for Children and Families is to promote the economic and social well-being of children, youth, families, and communities, focusing particular attention on vulnerable populations such as children in low-income families, refugees, Native Americans, and people with developmental disabilities. ACF administers programs carried out by state, territorial, county, city, and tribal governments as well as by private, non-profit, and community- and faith-based organizations designed to meet the needs of a diverse cross-section of society.

DISCUSSION OF STRATEGIC GOALS

To measure progress in supporting ACF strategic goals, ACF's performance plan under the Government Performance and Results Act includes 128 performance measures organized under four strategic goals. Each ACF strategic goal is briefly discussed below.

ACF Strategic Goal 1 – Increase economic independence and productivity for families

This goal focuses on increasing employment, independent living, and parental responsibility. ACF programs that support this goal include Temporary Assistance for Needy Families, Refugee and Entrant Assistance, Social Services Block Grant, Assets for Independence, Promoting Safe and Stable Families, Family Violence Prevention and Services, Child Support Enforcement, Healthy Marriage and Responsible Fatherhood, Child Care, and Runaway and Homeless Youth.

ACF Strategic Goal 2 – Improve healthy development, safety and well-being of children and youth

America's future – its civil society, economy and social fabric – depends upon how well the nation protects and nurtures its children. In ACF, Head Start, Child Care, Child Welfare, Runaway and Homeless Youth programs, Mentoring Children of Prisoners, Healthy Marriage and Responsible Fatherhood, Abstinence Education, and the Temporary Assistance for Needy Families (TANF) programs together provide a broad range of services that contribute to the cognitive and social development, school readiness, health and safety of children and youth.

ACF Strategic Goal 3 – Increase the health and prosperity of communities and Tribes

Strong neighborhoods and communities provide positive, healthy environments for children and families. ACF achieves its goal of increasing the health and prosperity of communities and tribes by strengthening local community partnerships, improving civic participation, and working with tribes and Native American communities to build capacity and infrastructure for social and economic development. ACF programs that support this goal include the Community Services Block Grant, Family Violence Prevention, Low-Income Home Energy Assistance, Native Americans Programs and Developmental Disabilities programs.

ACF Strategic Goal 4 – Manage resources to improve performance

ACF is committed to being a customer-focused, citizen-centered organization in providing assistance to America's most vulnerable populations. ACF is responsible for managing a wide array of discretionary and mandatory programs. It is essential that the organization manage resources to improve performance,

provide high quality, cost-effective and efficient services, meet customers' needs and expectations, and use state-of-the-art information technology to improve management and data systems. One key performance objective supports this strategic goal: "getting to green" on the President's Management Agenda.

ACF's strategic goals and measures support HHS strategic goals and the Secretary's Priorities. ACF's programs support the following elements of the Secretary's 5,000-Day Vision and 500-Day Plan:

Protect Life and Human Dignity

Vision

In 5,000 Days, the Secretary sees a nation in which...

- Children are protected from abuse and neglect.
- Seniors and persons with disabilities are cared for with dignity and respect.
- Faith-based and community groups have equal access to government grants.
- Government policies foster self-reliance and reward work.
- The values of protection of life and sexual abstinence outside of marriage are supported by public policies and taught to future generations.
- Family interests are protected and marriages strengthened.

Strategy

In the next 500 days, the Secretary will concentrate on...

- Supporting a culture of life and family in domestic and international policies.
- Streamlining the foster care system to speed the placement of foster children in adoptive homes, and removing barriers to foster care services and placements between the federal government and the states.
- Helping parents and families understand the importance of a stimulating environment and cognitive development in the earliest years of life, through enhanced HHS initiatives and collaboration with the U.S. Department of Education.
- Strengthening Head Start through enhanced coordination with state and local agencies.
- Supporting the First Lady's initiatives on Helping America's Youth and Women's Health and Wellness.
- Promoting economic self-sufficiency among families receiving welfare through enhanced work requirements and support, healthy marriage education, and fatherhood initiatives.
- Furthering the President's New Freedom Initiative to promote participation by all Americans with disabilities, including mental disabilities, in their communities.

- Expanding choices for individuals in federal programs by increasing participation of faith-based and community groups.

The following chart displays the relationship between HHS and ACF strategic goals:

HHS Strategic Goals	ACF Strategic Goals			
	Increase economic independence and productivity for families.	Improve healthy development, safety, and well-being of children and youth	Improve the health and prosperity of communities and tribes.	Manage resources to improve performance.
1: Reduce the major threats to the health and well-being of Americans		X	X	
2: Enhance the ability of the Nation's health care system to effectively respond to bioterrorism and other public health challenges				
3: Increase the percentage of the Nation's children and adults who have access to health care services, and expand consumer choices		X		
4: Enhance the capacity and productivity of the Nation's health science research enterprise				
5: Improve the quality of health care services		X	X	
6: Improve the economic and social well-being of individuals, families, and communities, especially those most in need	X	X	X	
7: Improve the stability and healthy development of our Nation's children and youth	X	X		
8: Achieve excellence in management practices				X

OVERVIEW OF ACF PERFORMANCE

ACF's general approach to performance includes a strong focus on outcomes. In the FY 2008 performance budget, ACF has introduced several new outcome measures and several OMB-approved efficiency measures. ACF has undertaken a number of activities called for in the Department's twenty HHS-wide objectives designed to better integrate HHS functions to ensure coordinated, seamless, and results-oriented management and operations across all agencies.

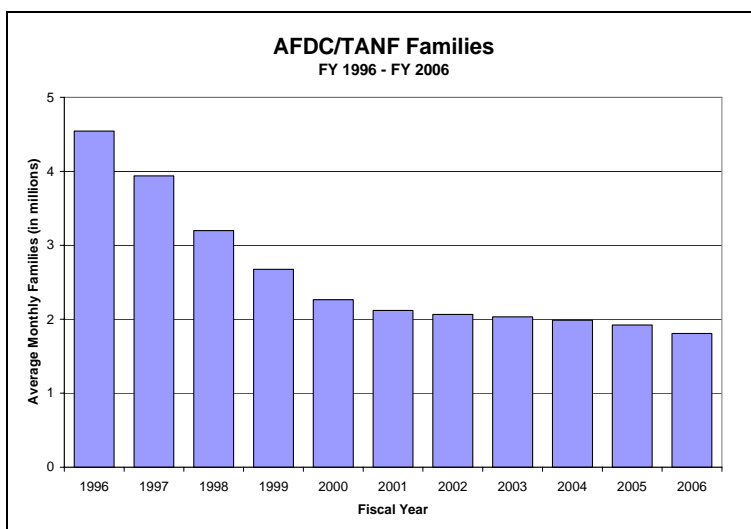
Seven programs were assessed as part of the FY 2008 budget process using OMB's Program Assessment Rating Tool (PART): two reassessments (Head Start and Runaway and Homeless Youth), and five new assessments (Compassion Capital Fund, Abstinence Education, Unaccompanied Alien Children, Promoting Safe and Stable Families, and Child Welfare Services). The PART process has guided the development of improved outcome and efficiency measures for these and other programs. For example, ACF has proposed new performance measures for Head Start using the National Reporting System, which provides information at the grantee and program level. The PART process also has given programs the opportunity to create new efficiency measures. For example, the Community-Based Child Abuse Prevention program (CBCAP) and Unaccompanied Alien Children program (UAC) developed new OMB-approved efficiency measures.

The sections below present highlights of performance under each ACF strategic goal.

ACF Strategic Goal 1 – Increase economic independence and productivity for families

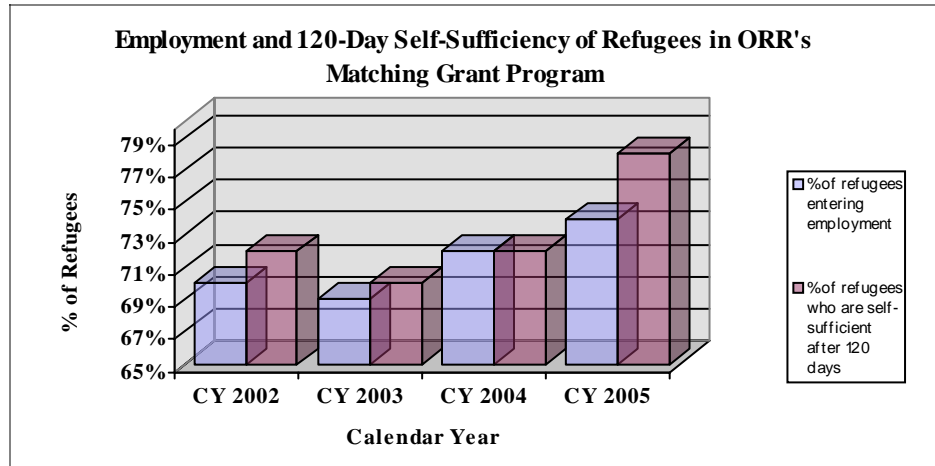
TANF HELPED TO IMPROVE THE ECONOMIC INDEPENDENCE OF LOW-INCOME FAMILIES

- More adult welfare recipients are working. In FY 2004, almost 30 percent of adult recipients were working (including employment, work experience, and community service), compared to 11 percent in FY 1996 and 28 percent in FY 2003.
- TANF reauthorization in 2006 has provided an opportunity to improve the program's ability to promote economic independence in low-income families through strengthening state work participation requirements and work supports.
- The number of TANF families has continued to decline through September 2006.



ACF HELPED TO IMPROVE THE ECONOMIC INDEPENDENCE OF LOW-INCOME REFUGEE FAMILIES

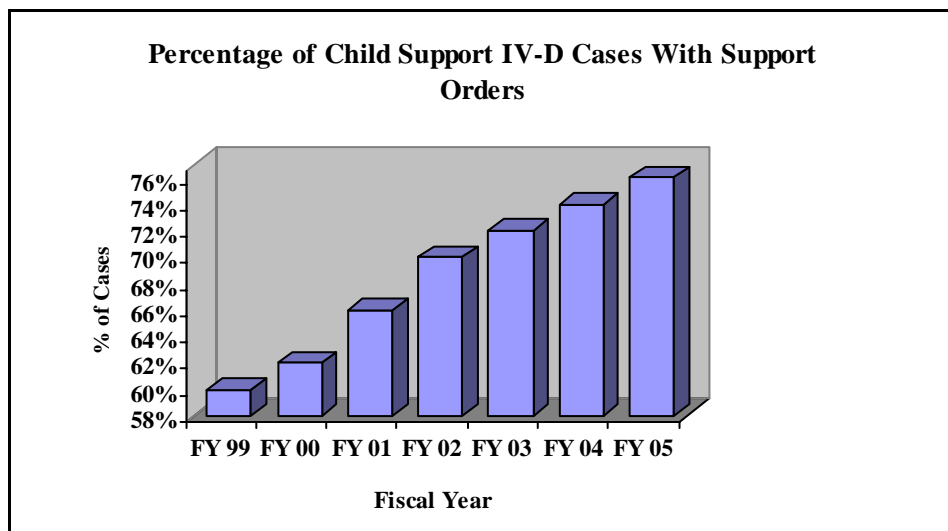
- The ACF Office of Refugee Resettlement’s (ORR) Matching Grant program has been very successful at helping participants obtain employment and gain self-sufficiency. Though grantees are working with an increasingly diverse and hard-to-employ group of refugees, they have been able to maintain and build upon the successes of their clients.



- In CY 2005, the percent of refugees who enter employment through the Matching Grant program was 74 percent. The percent of refugees who were self-sufficient (independent from cash assistance) after only 120 days in the U.S. was 78 percent.

ACF INCREASED FINANCIAL SUPPORT BY NON-CUSTODIAL PARENTS

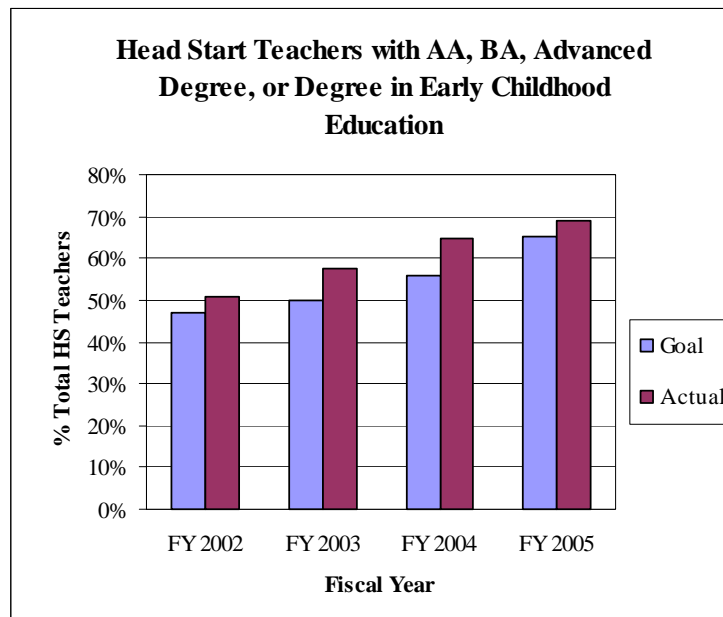
- Child Support Enforcement programs established approximately 1.2 million new child support orders in FY 2005. As shown in the chart, the percentage of child support IV-D cases with support orders rose to a high of 76 percent, exceeding the FY 2005 target of 71 percent.



- States collected \$23 billion for child support in FY 2005, representing a 5.2 percent increase over FY 2004.
- The tax offset program collected almost \$1.6 billion in delinquent child support in tax year 2005, on behalf of 1.4 million families, using the tax refund and administrative offset.

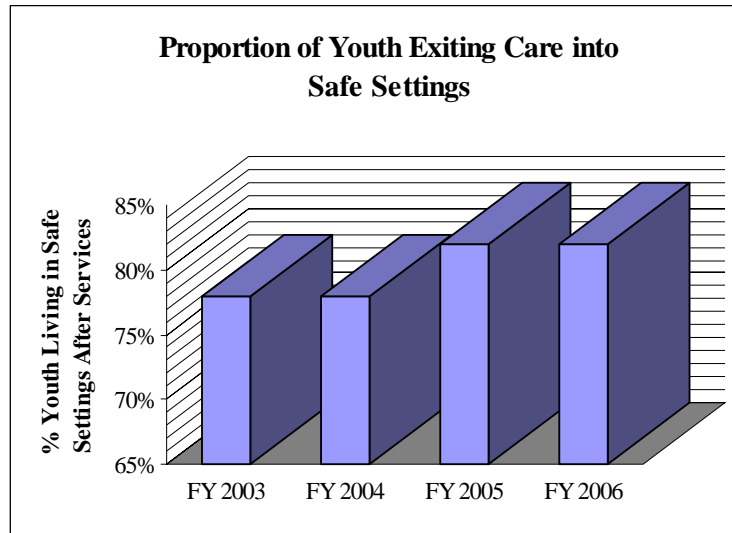
ACF Strategic Goal 2 – Improve healthy development, safety and well-being of children and youth

ACF HELPED TO IMPROVE THE DEVELOPMENT AND LEARNING READINESS OF PRE-SCHOOL CHILDREN



- In FY 2005, 69 percent of Head Start teachers had an AA, BA, advanced degree, or a degree in a field related to early childhood education, exceeding the FY 2005 target of 65 percent.
- In FY 2006, in 94 percent of Head Start programs, children could identify ten or more letters of the alphabet when exiting the Head Start program on average, as measured in the Spring of their pre-kindergarten Head Start year, up from 92 percent in FY 2005.

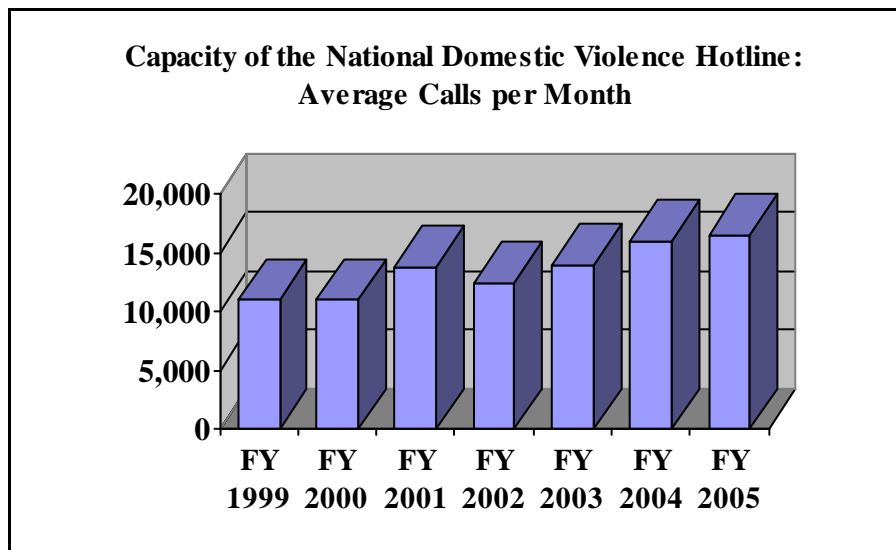
ACF HELPED TO IMPROVE THE QUALITY OF LIFE FOR YOUTH EXITING TRANSITIONAL LIVING PROGRAMS



- The Runaway and Homeless Youth Program (RHY) increased the proportion of youth living in safe and appropriate settings after exiting ACF-funded Transitional Living Program (TLP) services to 82 percent in FY 2005 and FY 2006 from 78 percent in FY 2004.

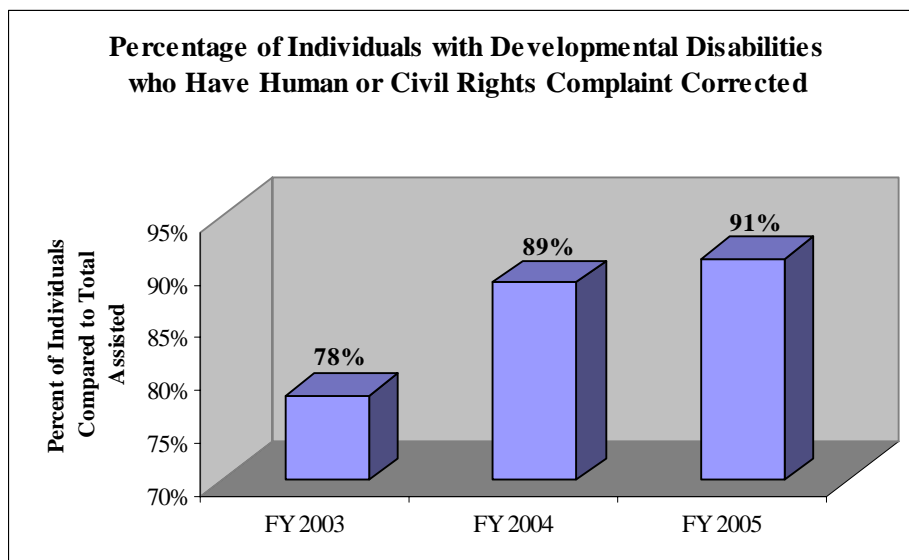
ACF Strategic Goal 3 – Increase the health and prosperity of communities and Tribes

ACF INCREASED CAPACITY TO PROVIDE ASSISTANCE TO VICTIMS OF DOMESTIC VIOLENCE



- The National Domestic Violence Hotline increased its capacity to respond to an average of 16,500 calls per month, exceeding the FY 2005 target of 14,500.

ACF INCREASED PROTECTION OF HUMAN AND CIVIL RIGHTS FOR INDIVIDUALS WITH DEVELOPMENTAL DISABILITIES



- The percentage of individuals with Developmental Disabilities who have their complaint of abuse, neglect, discrimination, or other human or civil rights corrected, compared to the total assisted, increased to 91 percent, meeting the FY 2005 target.

ACF Strategic Goal 4 – Manage resources to improve performance

ACF has achieved substantial progress in all eight initiatives of the President’s Management Agenda (PMA).

- In the initiative “Strategic Management of Human Capital,” for the fourth consecutive year, ACF has improved accountability by cascading the Assistant Secretary’s performance contract to managers and employees, linking employee performance plans to agency goals and performance measures. ACF’s leadership was highlighted most recently when the International Public Management Association for Human Resources awarded ACF its annual Leading Edge Award.
- In competitive sourcing, ACF has studied 62 percent of its commercial inventory, exceeding the “Green” Plan target by eighteen percent.
- In the initiative “Expanding E-government,” HHS was awarded a 2006 Presidential Award for Management Excellence for the innovative ACF Grants Center of Excellence. In addition, ACF has been recognized by OMB for Line of Business (an effort to consolidate grants management across government) – one of only three government-wide providers to receive such recognition. ACF has established an inter-agency agreement with the Department of Agriculture/Food Safety and Inspection Service (USDA/FSIS) for grants management, making ACF the first HHS Grants Center of Excellence to partner with another Federal agency. ACF has surpassed the OMB FY 2006 assigned goal for posting competitive application packages on Grants.gov at 165 percent of the goal.

- In the initiative “Improving Financial Performance,” ACF actively participated in the governance structure, development and funding of the Unified Financial Management System (UFMS). UFMS was implemented as scheduled in October 2006. ACF supported the FY 2006 HHS expedited and consolidated audit and received an eighth consecutive clean audit opinion with no material weaknesses.
- In the initiative “Budget-Performance Integration,” all ACF programs have developed logic models that link resources (such as staff and funding), activities, and outcomes, and many programs have developed new outcome and efficiency measures. ACF has instituted a comprehensive performance management system that links agency-wide mission and goals with program priorities and resources.
- In the initiative “Eliminating Improper Payments,” ACF continues to take a proactive leadership role, negotiating plans and deliverables with HHS and OMB. ACF has received OMB approval of its Green Plan for development of a TANF improper payments error rate and is continuing to work towards a similar achievement for the Child Care program.
- In the initiative “Real Property Asset Management,” ACF has assisted in the establishment of metrics for the HHS Leased Space program. In addition, ACF has assisted in the revisions to the PHS Facilities Manual and the HHS Real Property Human Capital Retention Study.
- In the initiative “Faith Based and Community Solutions,” through its oversight and assertive implementation of key elements of the initiative’s agenda, ACF has significantly expanded the number of faith-based communities partnering with HHS.

OVERVIEW OF THE BUDGET REQUEST

The FY 2008 budget request for the Administration for Children and Families, including mandatory (pre-appropriated and entitlement) and discretionary programs, is \$45.3 billion in budget authority – a reduction of \$1.9 billion below the funding level authorized under the current FY 2007 Continuing Resolution (CR). Approximately 72 percent of the FY 2008 request, or \$32.5 billion, is for mandatory programs, including Temporary Assistance for Needy Families (TANF), Child Care Entitlement, Child Support Enforcement, and Foster Care and Adoption Assistance. The remaining portion of the budget, or \$12.8 billion, is for discretionary programs, including the Low Income Home Energy Assistance Program (LIHEAP), the Child Care and Development Block Grant (CCDBG), Head Start, and Refugee and Entrant Assistance. In addition, the ACF request would support 1,319 full-time equivalent (FTE) positions in FY 2008.

This request continues support for the President’s and the Secretary’s priority initiatives targeting these vulnerable populations (including Compassion Capital Fund, Mentoring Children of Prisoners, Community-Based Abstinence Education, Promoting Safe and Stable Families, Independent Living Training Vouchers, and Healthy Marriage and Responsible Fatherhood). The budget request reflects the goals and objectives in the Department’s FY 2004-2009 Strategic Plan, and continues reliance on the PART process as a critical tool for evaluating program effectiveness and developing budget and legislative strategies.

Building on these priority initiatives, this budget requests funding for two new child welfare initiatives aimed at reducing the incidence of child abuse and neglect through nurse-home visitation and establishing a new incentive program to reward states that perform timely interstate home studies for both foster care and adoption placements.

The All-Purpose Table showing the FY 2006 enacted levels, the FY 2007 President's Budget request and funding authorized under the current Continuing Resolution (CR), and the FY 2008 President's Budget (PB) request for all ACF programs is shown on the following pages.

ADMINISTRATION FOR CHILDREN AND FAMILIES

All Purpose Table

FY 2008 Congressional Justification

Program	FY 2006 Enacted	FY 2007 Pres. Budget	FY 2007 Estimate	FY 2008 Estimate	Change from FY 2007 Estimate
<u>DISCRETIONARY PROGRAMS:</u>					
LOW INCOME HOME ENERGY ASSISTANCE PROGRAM:					
Block Grant	1,979,725,000	1,782,000,000	1,980,000,000	1,500,000,000	(480,000,000)
<i>Block Grant Pre-Appropriated in Reconciliation Bill</i>	<i>500,000,000</i>	-	-	-	-
Contingency Fund	179,960,000	-	181,170,000	282,000,000	100,830,000
<i>Contingency Fund Pre-Appropriated in Reconciliation Bill</i>	<i>500,000,000</i>	-	-	-	-
Total, LIHEAP, B.A.	2,159,685,000	1,782,000,000	2,161,170,000	1,782,000,000	(379,170,000)
CHILD CARE & DEVELOPMENT BLOCK GRANT:					
Child Care & Development Block Grant.....	2,051,143,000	2,052,260,000	2,052,260,000	2,052,260,000	-
Research and Evaluation Fund.....	9,521,000	9,821,000	9,821,000	9,821,000	-
Total, Child Care & Development Block Grant, B.A.	2,060,664,000	2,062,081,000	2,062,081,000	2,062,081,000	-
PROMOTING SAFE & STABLE FAMILIES (Discretionary), B.A.	89,039,000	89,100,000	89,100,000	89,100,000	-
CHILDREN & FAMILIES SERVICES PROGRAMS:					
Head Start					
Current Funding	5,396,062,000	5,396,971,000	5,399,771,000	5,399,771,000	-
Advance From Prior Year.....	1,386,000,000	1,388,800,000	1,388,800,000	1,388,800,000	-
Advance Funding Enacted/Requested	[1,388,800,000]	[1,388,800,000]	[1,388,800,000]	[1,388,800,000]	-
Subtotal, Head Start	6,782,062,000	6,785,771,000	6,788,571,000	6,788,571,000	-
<i>Hurricane Relief</i>	<i>90,000,000</i>	-	-	-	-
Runaway and Homeless Youth Programs					
Basic Center Program.....	48,265,000	48,298,000	48,298,000	48,298,000	-
Transitional Living Program	39,511,000	39,539,000	39,539,000	39,539,000	-
Subtotal, Runaway and Homeless Youth Programs.....	87,776,000	87,837,000	87,837,000	87,837,000	-
Education & Prevention Grants to Reduce Sexual Abuse of Runaway, Homeless and Street Youth					
	15,017,000	15,027,000	15,027,000	15,027,000	-

Community-Based Abstinence Education (Discretionary), B.A. .	108,825,000	136,665,000	108,900,000	136,664,000	27,764,000
<i>PHS Evaluation Funds</i>	4,500,000	4,500,000	4,500,000	4,500,000	-
<i>Abstinence Education Program (Pre-Appropriated Mandatory),</i>	50,000,000	50,000,000	50,000,000	50,000,000	-
<i>Subtotal, Abstinence Education, Program Level</i>	163,325,000	191,165,000	163,400,000	191,164,000	27,764,000
Mentoring Children of Prisoners	49,459,000	40,000,000	49,493,000	50,000,000	507,000
Child Abuse Programs					
CAPTA State Grants	27,007,000	27,007,000	27,007,000	27,007,000	-
Child Abuse Discretionary Activities, including Nurse Home					
Visitation Initiative	25,446,000	25,780,000	25,780,000	36,138,000	10,358,000
Community-Based Child Abuse Prevention	42,430,000	42,430,000	42,430,000	42,430,000	-
Subtotal, Child Abuse Programs	94,883,000	95,217,000	95,217,000	105,575,000	10,358,000
Child Welfare Programs					
Child Welfare Services	286,754,000	286,754,000	286,754,000	286,754,000	-
Child Welfare Training	7,335,000	7,335,000	7,335,000	7,335,000	-
Adoption Opportunities	26,848,000	26,848,000	26,848,000	26,848,000	-
Abandoned Infants Assistance Programs	11,835,000	11,835,000	11,835,000	11,835,000	-
Subtotal, Child Welfare Programs	332,772,000	332,772,000	332,772,000	332,772,000	-
Independent Living Education and Training Vouchers	46,157,000	46,157,000	46,157,000	46,157,000	-
Adoption Incentives	17,808,000	29,654,000	11,580,000	13,500,000	1,920,000
Interstate Home Study Incentives	-	-	-	10,000,000	10,000,000
Children's Health Act Programs					
Infant Adoption Awareness	9,728,000	9,728,000	9,728,000	9,728,000	-
Special Needs Adoption Programs	2,946,000	2,946,000	2,946,000	2,946,000	-
Subtotal, Children's Health Act Programs	12,674,000	12,674,000	12,674,000	12,674,000	-
Developmental Disabilities					
State Councils	71,771,000	71,771,000	71,771,000	71,771,000	-
Protection and Advocacy	38,691,000	38,718,000	38,718,000	38,718,000	-
Projects of National Significance	11,356,000	11,414,000	11,414,000	11,414,000	-
University Centers for Excellence	33,190,000	33,212,000	33,213,000	33,213,000	-
Subtotal, Developmental Disabilities	155,008,000	155,115,000	155,116,000	155,116,000	-
Voting Access for Individuals with Disabilities	15,709,000	15,720,000	15,720,000	15,720,000	-

Native American Programs.....	44,302,000	44,332,000	44,332,000	44,332,000	-
Social Services Research & Demonstration, B.A.	5,864,000	-	5,868,000	-	(5,868,000)
<i>PHS Evaluation Funds</i>	6,000,000	6,000,000	6,000,000	5,880,000	(120,000)
<i>Subtotal, Social Services Research & Demonstration, Program Level</i>	11,864,000	6,000,000	11,868,000	5,880,000	(5,988,000)
Compassion Capital Fund.....	64,306,000	100,000,000	64,350,000	75,000,000	10,650,000
Federal Administration.....	183,223,000	188,107,000	183,349,000	197,225,000	13,876,000
Center for Faith-Based and Community Initiatives	1,385,000	1,386,000	1,386,000	1,386,000	-
Subtotal, Federal Administration.....	184,608,000	189,493,000	184,735,000	198,611,000	13,876,000
Community Services Programs					
Community Services Block Grant	629,992,000	-	630,425,000	-	(630,425,000)
Community Services Discretionary Activities:					
Community Economic Development	27,004,000	-	27,022,000	-	(27,022,000)
Rural Community Facilities	7,288,000	-	7,293,000	-	(7,293,000)
Job Opportunities for Low Income Individuals (JOLI)	5,378,000	-	5,382,000	-	(5,382,000)
Assets for Independence.....	24,435,000	24,452,000	24,452,000	24,452,000	-
Subtotal, Community Services Programs	694,097,000	24,452,000	694,574,000	24,452,000	(670,122,000)
Violent Crime Reduction					
Family Violence Prevention and Services/Battered					
Women's Shelters.....	124,643,000	124,731,000	124,731,000	124,731,000	-
Domestic Violence Hotline.....	2,970,000	2,970,000	2,970,000	2,970,000	-
Subtotal, Violent Crime Reduction.....	127,613,000	127,701,000	127,701,000	127,701,000	-
Total, Children & Families Services Programs, B.A.	8,838,940,000	8,238,587,000	8,840,624,000	8,239,709,000	(600,915,000)
REFUGEE AND ENTRANT ASSISTANCE:					
Transitional and Medical Services.....	265,361,000	282,333,000	248,447,000	294,021,000	45,574,000
Victims of Trafficking	9,809,000	14,816,000	9,816,000	14,816,000	5,000,000
Social Services	153,899,000	149,610,000	154,005,000	149,610,000	(4,395,000)
Victims of Torture	9,809,000	9,816,000	9,816,000	9,717,000	(99,000)
Preventive Health	4,748,000	4,748,000	4,748,000	4,700,000	(48,000)
Targeted Assistance	48,557,000	48,590,000	48,590,000	48,104,000	(486,000)
Unaccompanied Alien Children	77,249,000	105,022,000	77,095,000	134,662,000	57,567,000
Total, Refugee and Entrant Assistance, B.A.	569,432,000	614,935,000	552,517,000	655,630,000	103,113,000

Total, Discretionary Programs, B.A.	13,717,760,000	12,786,703,000	13,705,492,000	12,828,520,000	(876,972,000)
Total, Mandatory Programs, B.A.	1,050,000,000	50,000,000	50,000,000	50,000,000	-
<i>PHS Evaluation Funds, Program Level</i>	<i>10,500,000</i>	<i>10,500,000</i>	<i>10,500,000</i>	<i>10,380,000</i>	<i>(120,000)</i>
<i>Total, Hurricane Relief</i>	<i>90,000,000</i>	-	-	-	-
Total, Program Level.....	14,868,260,000	12,847,203,000	13,765,992,000	12,888,900,000	(877,092,000)

MANDATORY PROGRAMS:

PAYMENTS TO STATES FOR CHILD SUPPORT ENFORCEMENT & FAMILY SUPPORT PROGRAMS:

State Child Support Administrative Costs	3,738,529,000	3,600,162,000	3,943,678,000	3,479,713,000	(463,965,000)
Federal Incentive Payments to States.....	458,000,000	471,000,000	471,000,000	483,000,000	12,000,000
Access and Visitation Grants	10,000,000	12,000,000	10,000,000	12,000,000	2,000,000
Subtotal, Child Support Enforcement.....	4,206,529,000	4,083,162,000	4,424,678,000	3,974,713,000	(449,965,000)
Payments to Territories - Adults.....	58,967,000	38,000,000	38,000,000	38,000,000	-
Repatriation	2,747,000	1,300,000	1,000,000	1,300,000	300,000
Subtotal, Other Payments	61,714,000	39,300,000	39,000,000	39,300,000	300,000
Total, Payments to States for CSE & FS Programs, Obligations ...	4,268,243,000	4,122,462,000	4,463,678,000	4,014,013,000	(449,665,000)
Payments to States for CSE & FS Programs, Net B.A.	3,321,643,000	3,959,997,000	4,399,104,000	3,957,013,000	(442,091,000)

PAYMENTS TO STATES FOR FOSTER CARE & ADOPTION ASSISTANCE:

Foster Care	4,685,000,000	4,786,000,000	4,757,000,000	4,593,000,000	(164,000,000)
Independent Living.....	140,000,000	140,000,000	140,000,000	140,000,000	-
Adoption Assistance	1,795,000,000	2,047,000,000	2,044,000,000	2,159,000,000	115,000,000
Total, Foster Care and Adoption Assistance, B.A.	6,620,000,000	6,973,000,000	6,941,000,000	6,892,000,000	(49,000,000)

SOCIAL SERVICES BLOCK GRANT:

B.A.	1,700,000,000	1,200,000,000	1,700,000,000	1,200,000,000	(500,000,000)
<i>Hurricane Relief</i>	<i>550,000,000</i>	-	-	-	-

PROMOTING SAFE & STABLE FAMILIES:

B.A.	345,000,000	345,000,000	345,000,000	345,000,000	-
<i>State Court Improvement Program Pre-Appropriated in Reconciliation Bill</i>	<i>20,000,000</i>	<i>20,000,000</i>	<i>20,000,000</i>	<i>20,000,000</i>	-
Total, Promoting Safe and Stable Families	365,000,000	365,000,000	365,000,000	365,000,000	-

TEMPORARY ASSISTANCE FOR NEEDY FAMILIES (TANF):

State Family Assistance Grants.....	16,488,667,000	16,488,667,000	16,488,667,000	16,488,667,000	-
Territories -- Family Assistance Grants.....	77,875,000	77,875,000	77,875,000	77,875,000	-

Matching Grants to Territories	15,000,000	15,000,000	15,000,000	15,000,000	-
Supplemental Grants for Population Increases.....	319,450,000	319,450,000	319,450,000	319,450,000	-
Healthy Marriage and Responsible Fatherhood	150,000,000	150,000,000	150,000,000	150,000,000	-
Family Formation and Healthy Marriage Matching Grants			-	-	-
Tribal Work Programs	7,633,000	7,633,000	7,633,000	7,633,000	-
Contingency Fund	[1,899,600,000]	[1,768,000,000]	[1,792,915,000]	[1,702,915,000]	-
Contingency Fund			-	-	-
Total, TANF, B.A.	17,058,625,000	17,390,625,000	17,058,625,000	17,058,625,000	-
CHILDREN'S RESEARCH & TECHNICAL ASSISTANCE:					
Training & Technical Assistance	12,318,000	12,318,000	12,318,000	12,318,000	-
Federal Parent Locator Service	24,635,000	24,635,000	24,635,000	24,635,000	-
Child Welfare Study	6,000,000	6,000,000	6,000,000	6,000,000	-
Welfare Research	15,000,000	15,000,000	15,000,000	15,000,000	-
Total, Children's Research & Technical Assistance, B.A.	57,953,000	57,953,000	57,953,000	57,953,000	-
CHILD CARE ENTITLEMENT:					
Mandatory	1,177,525,000	1,177,525,000	1,177,525,000	1,177,525,000	-
Matching	1,673,843,000	1,673,843,000	1,673,843,000	1,673,843,000	-
Training & Technical Assistance	7,292,000	7,292,000	7,292,000	7,292,000	-
Tribal Mandatory Funds	58,340,000	58,340,000	58,340,000	58,340,000	-
Total, Child Care Entitlement, B.A.	2,917,000,000	2,917,000,000	2,917,000,000	2,917,000,000	-
TOTAL, DISCRETIONARY PROGRAMS, B.A.....	13,717,760,000	12,786,703,000	13,705,492,000	12,828,520,000	(876,972,000)
TOTAL, MANDATORY PROGRAMS, B.A.	33,090,221,000	32,913,575,000	33,488,682,000	32,497,591,000	(991,091,000)
TOTAL, B.A.	46,807,981,000	45,700,278,000	47,194,174,000	45,326,111,000	(1,868,063,000)
<i>PHS EVALUATION FUNDS, PROGRAM LEVEL.....</i>	<i>10,500,000</i>	<i>10,500,000</i>	<i>10,500,000</i>	<i>10,380,000</i>	<i>(120,000)</i>
<i>TOTAL, HURRICANE RELIEF</i>	<i>640,000,000</i>	-	-	-	-
TOTAL, PROGRAM LEVEL	47,458,481,000	45,710,778,000	47,204,674,000	45,336,491,000	(1,868,183,000)