

# What Parents in Europe Need to Know




Department of Defense Dependents Schools (DoDDS) operates transportation services for children attending Department of Defense (DoD) schools in Europe. Services include daily busing to and from school, as well as transportation for students participating in school-sponsored field trips, academic and athletic competitions and other special events.

## Transportation in Europe has Key Operational & Safety Differences from those in the U.S.

DoDDS does not own buses or employ drivers, but contracts with host-nation commercial companies for transportation services.

Buses are not the yellow vehicles familiar to American children, but European-style tourist (see image 1) or city transit coaches (see image 2), marked with the international school bus sign (see image 3), front and back.

Drivers are not required to speak English, only the host-nation language. Buses are equipped with two-way communications, either radio or cellular telephone, linking drivers to the contractor's central control desk.



**In Europe, TRAFFIC IS NOT REQUIRED TO STOP** for loading and unloading school buses. American children must follow this life-saving rule:  
**NEVER CROSS THE STREET IN FRONT OF OR BEHIND THE BUS.**




Image 2




Image 3





Image 1



**In ENGLAND, TRAFFIC DIRECTION IS REVERSED** and American children must follow this life-saving rule:  
**Before crossing the street IN ENGLAND, look RIGHT, look LEFT, and then look RIGHT again.**

## An Unruly Bus is an Unsafe Bus

The driver's job is to operate the bus safely, not to enforce good order and discipline. Parents are responsible for their children's behavior on the bus.

Student misbehavior diverts the driver's attention from safe operation of the bus endangering everyone on board. Teach your children the "10 Rules for a Safe Bus Ride" listed on the right.

Transportation is a privilege, not a right or entitlement. Misbehavior results in disciplinary action, including temporary or permanent suspension of bus privileges.

- 1 Obey the driver or adult.
- 2 Enter and exit the bus safely and always show your bus pass.
- 3 Stay properly seated and use seatbelts when available.
- 4 Keep your hands, feet and other body parts to yourself.
- 5 Do not throw things.
- 6 Put nothing out of the window.
- 7 Remain quiet and do not disturb the driver or others.
- 8 No profanity, indecency, smoking, prohibited items, or vandalism.
- 9 Do not eat, drink, or chew gum.
- 10 Be responsible, be safe.

For transportation, the first step is to enroll your children in school. Then, visit the school transportation office with your children to register for transportation and receive: 1) a mandatory bus pass; 2) information on routes, stops and schedules; 3) a safety briefing; and 4) a copy of the behavior standards and discipline rules.