

# Child Access and Visitation Grants:

## *State/Jurisdiction Profiles for FY 2005*



*Prepared by:*  
*Office of Child Support Enforcement*  
*Administration for Children and Families*  
*U.S. Department of Health and Human Services*

**April 2007**

## **Section I: Overview**

## **FY 2005 Program Highlights**

---

Nationwide, the “Grants to States for Access and Visitation” Program (AV) served over 67,000 parents in FY 2005. The states (including the District of Columbia, Guam, Puerto Rico, and the Virgin Islands) accomplished this with a fixed, annual appropriation of \$10 million, plus the required 10% state match.

### **Number of Parents Served**

In FY 1998, the first year program services were provided, 21 states opted to participate in the program and 20,000 parents were served. In FY 2005, all states but two (Guam and Maryland) submitted data, and the number of participating parents has tripled compared to the program’s first year of service provision.

- ▶ There was a slight decrease in the number of parents served in FY 2005 compared to FY 2004 (from 71,000 to 68,842). One possible explanation is that the cost of providing AV services has increased and, as a consequence, slightly fewer parents were served.

### **Nearly Equal Number of Fathers and Mothers Served**

Similar to the data reported in FY 2004, nearly equal numbers of mothers (33,795) and fathers (32,174) participated in state-administered access and visitation programs in FY 2005. In addition, 2,873 grandparents and/or legal guardians were recipients of AV services.

### **Efforts Continue to Focus on Unmet Access Needs of Unmarried Parents**

Approximately 41% of parents served in FY 2005 were unmarried parents. In addition, divorced parents constitute 24% of parents served; 17% of parents were separated; and 13% reported they were married to one another.

### **Demographics of Parents Served**

The majority of parents served in FY 2005 earned a yearly income of less than \$20,000. Based on the race/ethnicity data reported by States, 52% of parents served were white; 21% were African-American; 16% were Hispanic; 2% were American Indian/Native Alaskan; 1% were Asian-American/Pacific Islander; 2% were defined as Other, and 6% were Unknown (no data was reported).

### **Nationwide, States Deliver a Range of Access/Visitation Services**

States determine service(s) to be provided which include those defined in the authorizing legislation (i.e., mediation, counseling, parent education, development of parenting plans, and visitation enforcement including supervised visitation and/or neutral drop-off and pick-up). All services must be related to the overall goal of the AV program which is to “...enable states to establish and administer programs to support and facilitate non-custodial parents’ access to and visitation of their children...”

The majority of states provide more than one service and, in many instances, parents are recipients of more than one service. Listed below are the number of parents that received each service type and the number of States that provided these services in FY 2005.

Mediation	40 States	13,102 parents
Counseling	25 States	6,438 parents
Parent Education	37 States	18,140 parents
Parenting Plans	37 States	12,161 parents
Visitation Enforcement		
Supervised Visitation	41 States	17,046 parents
Neutral Drop-off/Pick-up	39 States	8,390 parents

It is important to note that parents are counted once per service and that the amount of time or service hours devoted to each parent is not collected. As a result, parent education yields high numbers of parents served because it usually entails a one-time-only participation in a 2-4 hour seminar. Supervised visitation, on the other hand, is considered a time-intensive service that a non-custodial parent utilizes over a period of time usually determined by the court. States do not report on the development of their service guidelines.

### **Access Services Result in Increased Parenting Time with Children**

In FY 2005, approximately 32,174 fathers received access and visitation services. In addition, 21,874 non-custodial parents (NCPs) were able to obtain increased parenting time with their children.

### **CSE Agencies Growing Source of Parent Referrals to Access Services**

While courts continue to be the primary source of parent referrals (35,552) to AV Services, child support agencies made significant strides by increasing their number of parent referrals from 3,622 in FY 2004 to 15,377 in FY 2005. This represents a rise in the number of IV-D-referred cases from 8% in FY 2004 to 24% in FY 2005.

### **Local Service Providers**

In FY 2005, States contracted with over 300 court and/or community-based, non-profit service providers for the delivery of access and visitation services.

## Funding by State

Access and Visitation Grants: Federal Allocations & State Match			
State	Federal Allocation	State Share	Total Funding
Alabama	\$146,610	\$16,290	\$162,900
Alaska	\$100,000	\$11,111	\$111,111
Arizona	\$179,474	\$19,941	\$199,415
Arkansas	\$100,000	\$11,111	\$111,111
California	\$970,431	\$107,826	\$1,078,257
Colorado	\$130,679	\$13,067	\$143,746
Connecticut	\$105,000	\$15,000	\$120,000
Delaware	\$100,000	\$11,111	\$111,111
District of Columbia	\$100,000	\$11,111	\$111,111
Florida	\$519,757	\$51,975	\$571,732
Georgia	\$274,041	\$30,227	\$304,268
Guam	\$100,000	\$0	\$100,000
Hawaii	\$100,000	\$11,111	\$111,111
Idaho	\$100,000	\$11,111	\$111,111
Illinois	\$329,141	\$36,571	\$365,712
Indiana	\$164,289	\$18,254	\$182,543
Iowa	\$100,000	\$11,111	\$111,111
Kansas	\$100,000	\$11,111	\$111,111
Kentucky	\$115,835	\$12,871	\$128,706
Louisiana	\$170,073	\$19,453	\$189,526
Maine	\$100,000	\$11,111	\$111,111
Maryland	\$176,152	\$19,572	\$195,724
Massachusetts	\$171,937	\$19,104	\$191,041
Michigan	\$287,707	\$32,190	\$319,897
Minnesota	\$123,675	\$13,742	\$137,417
Mississippi	\$113,215	\$12,579	\$125,794
Missouri	\$171,130	\$19,014	\$190,144
Montana	\$100,000	\$11,111	\$111,111
Nebraska	\$100,000	\$11,111	\$111,111
Nevada	\$100,000	\$11,111	\$111,111
New Hampshire	\$100,000	\$11,111	\$111,111
New Jersey	\$217,628	\$24,181	\$241,809
New Mexico	\$100,000	\$11,111	\$111,111
New York	\$605,368	\$67,263	\$672,631
North Carolina	\$272,566	\$30,285	\$302,851
North Dakota	\$100,000	\$11,111	\$111,111
Ohio	\$334,160	\$37,129	\$371,289
Oklahoma	\$100,000	\$11,111	\$111,111
Oregon	\$100,000	\$11,111	\$111,111
Pennsylvania	\$333,852	\$37,095	\$370,946
Puerto Rico	\$100,000	\$11,111	\$111,111
Rhode Island	\$100,000	\$11,111	\$111,111
South Carolina	\$138,905	\$15,434	\$154,339
South Dakota	\$100,000	\$11,111	\$111,111
Tennessee	\$179,100	\$19,900	\$198,999
Texas	\$621,404	\$69,045	\$690,449
Utah	\$100,000	\$11,111	\$111,111
Vermont	\$100,000	\$11,111	\$111,111
Virgin Islands	\$100,000	\$0	\$100,000
Virginia	\$203,537	\$22,615	\$226,152
Washington	\$171,388	\$17,138	\$188,526
West Virginia	\$100,000	\$11,111	\$111,111
Wisconsin	\$147,846	\$16,427	\$164,273
Wyoming	\$100,000	\$11,111	\$111,111
<b>Total</b>	<b>\$9,898,748</b>	<b>\$1,061,280</b>	<b>\$10,960,028</b>

# Background Information

---

## Designated State Agencies

In 1996, Governors designated the state agency that would be responsible for administering the Access and Visitation Grant Program. To date, the majority of state access and visitation programs are managed by either the State Administrative Offices of the Court or State Child Support Enforcement Agencies.

## Designated Federal Agency

The Office of Child Support Enforcement, Administration for Children and Families, U.S. Department of Health and Human Services is officially responsible for managing this grant program.

Staff Contact:

Debra Pontisso, Program Manager  
Access and Visitation Grant  
Office of Child Support Enforcement  
Administration for Children and Families, HHS  
370 L'Enfant Promenade, S.W.  
4th Floor  
Washington, DC 20447  
E-mail: [debra.pontisso@acf.hhs.gov](mailto:debra.pontisso@acf.hhs.gov)

## Enabling Legislation

The “Grants to States for Access and Visitation” Program (42 U.S.C. 669b) was authorized by Congress through passage of the Personal Responsibility and Work Opportunity Reconciliation Act of 1996.

The goal of the program is to:

*“...enable states to establish and administer programs to support and facilitate non-custodial parents’ access to and visitation of their children...”*

States are directed to accomplish this goal through the provision of services including, but not limited to:

1. mediation (mandatory and voluntary);
2. counseling;
3. education (e.g., parent education);
4. development of parenting plans;
5. visitation enforcement (including monitored supervision and neutral drop-off/pick-up); and
6. development of guidelines for visitation and alternative custody arrangements.

**Important Note:** This is a formula grant program. States have the discretion to decide what services to provide, organizations to be funded, geographic areas to be covered, and persons to be served.

## **Annual Funding**

\$10 million appropriated each year by Congress.

## **Funding Formula**

*“The allotment of a state for a fiscal year is the amount that bears the same ratio to \$10,000,000 for grants under this section for the fiscal year as the number of children in the state living with only 1 biological parent bears to the total number of such children in all states.”*

## **Minimum Annual State Allotment: \$100,000**

Ensures that states with small populations of single parent households with minor age children are guaranteed a base amount; those states with larger populations are awarded an allotment according to the prescribed funding formula.

## **Required State Match**

States are required, by law, to provide a minimum 10% match of the Federal grant amount. This match requirement can be fulfilled via cash or in-kind contributions by the state and/or local grantees.

## **State Reporting Requirements**

The enabling legislation requires states to monitor, evaluate, and report on services funded through the Access and Visitation Grant Program. This statutory requirement is satisfied through the annual completion – by states – of the “State Child Access Program Survey” (see Appendix A) which includes:

1. State agency contact information;
2. services funded;
3. provider agency contact information;
4. number of parents served;
5. socio-economic and demographic information on families served; and
6. outcome data (i.e., number of parents whose parenting time with children increased as a result of services).

## **Disclaimer**

This data report is based on data submitted by states.

# **A Guide to Understanding the Data**

---

All of the information presented is based on data reported by 52 states. (Guam and Maryland are the States that did not report.)

Apparent inconsistencies in state data were followed up with state AV representatives. Corrections to the data were made where appropriate. Remaining inconsistencies may be accounted for based on:

- State-by-state differences in how client participants are counted, e.g., NCPs only versus mothers and fathers;
- Inconsistent reporting from local service providers regarding client characteristics and services; and
- The need for more consistent state review of data from local service providers prior to submission.

This information is provided to assist the reader in understanding the FY 2005 State Program Statistics contained in “Section III: State Profiles” of this report. The Federal OCSE continues to work with States on improving data submissions.

## **Parents Served**

Total number receiving one or more services.

## **Service Data**

Number of parents receiving services by service type; the sum of all parents served could exceed the total number of parents served by the state if parents received more than one service.

## **Definition of Services**

### **Mediation**

May include, but is not limited to, court-connected or community-based services involving professionals (certified and trained as family mediators) who meet with both parents to: a) resolve parenting disputes; b) develop a parenting plan and visitation agreement; and c) to increase non-custodial parenting time with children.

### **Counseling**

May include, but is not limited to, services provided by mental health professionals who help parents work through their inter-personal conflicts by focusing on the best interests of the child.

### **Parent Education**

May include, but is not limited to, seminars or classes for providing custodial and non-custodial parents with information on a range of issues, such as: a) adverse consequences of divorce and parental conflict on children; b) benefits of co-parenting; c) state custody and visitation guidelines; d) court procedures for filing a motion for visitation; and e) importance of developing a parenting plan, etc.

### **Development of Parenting Plans**

May include, but is not limited to, the development of formal or informal parenting plans or parenting agreements through services other than mediation which increase non-custodial parenting time with children and/or which reduce parental conflict over issues related to child access and visitation. Plans may or may not be filed with the court dependent upon the wishes of the parents.



## **Visitation Enforcement Services**

### **Supervised Visitation**

May include, but is not limited to, monitored, therapeutic, and supervised visitation services for non-custodial parents – usually ordered by the court – who would otherwise be denied access to their children. These services are provided by trained and certified mental health professionals, for the most part, at a safe and secure setting.

### **Neutral Drop-Off/Pick-Up**

May include, but is not limited to, services for high-conflict parents and their children in a neutral environment for the safe exchange of a child from one parent to another. These services are often available through community and faith-based organizations and/or supervised visitation centers.

## **Marital Status**

Marital status between biological parents only.

## **Annual Income & Race/Ethnicity**

Self-explanatory.

## **Source of Client Referrals**

Identifies how parents were referred to access and visitation services reported through this program.

## **Outcome: “Increase in NCP Parenting Time with Children”**

The number of non-custodial mothers or fathers who obtain an increase in parenting time (hourly, daily, weekly monthly, and/or annually) with their children compared to time spent with their children prior to receiving access and visitation services.

## **“Unknown” data category**

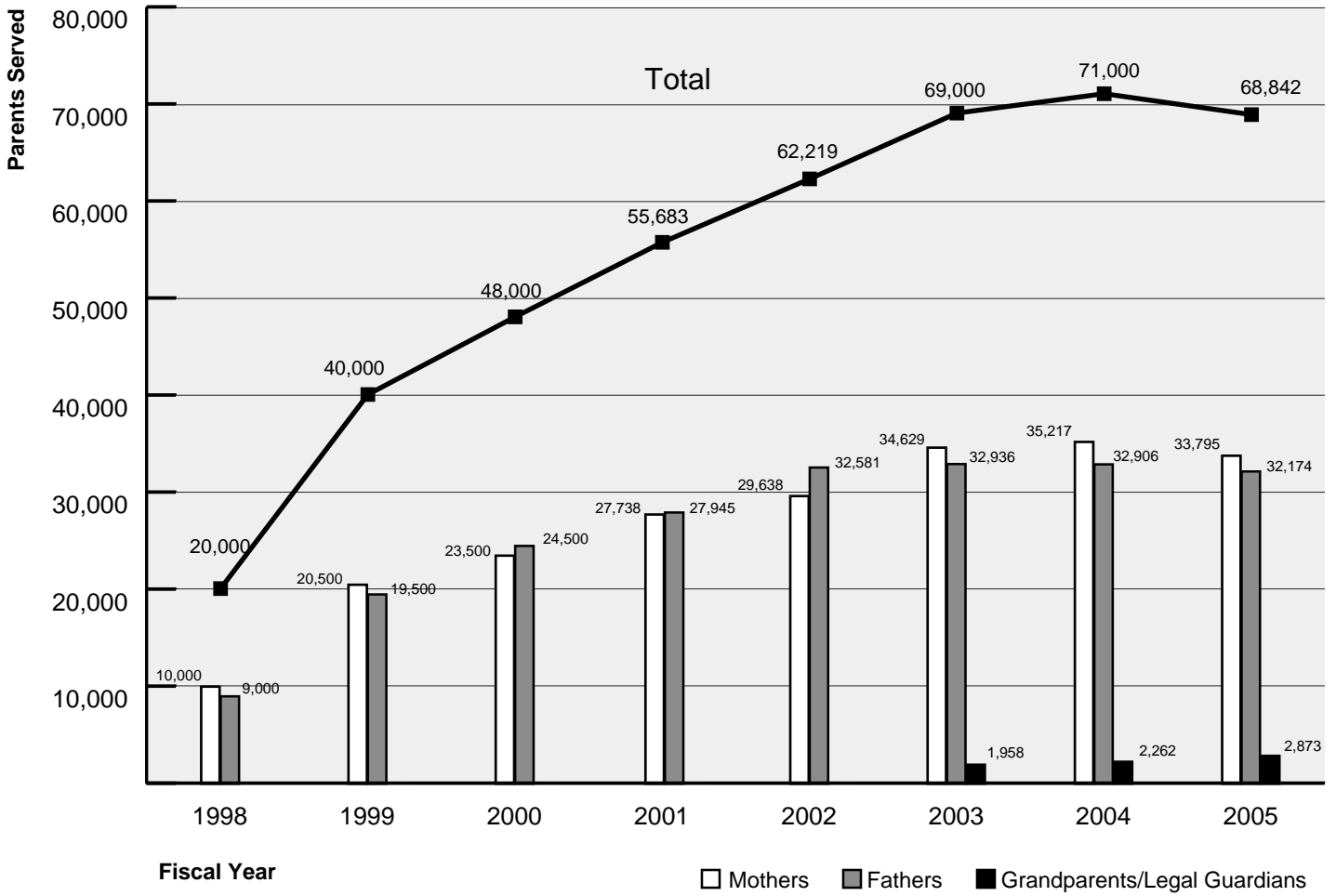
State did not collect and/or report data.

## **Local Service Providers**

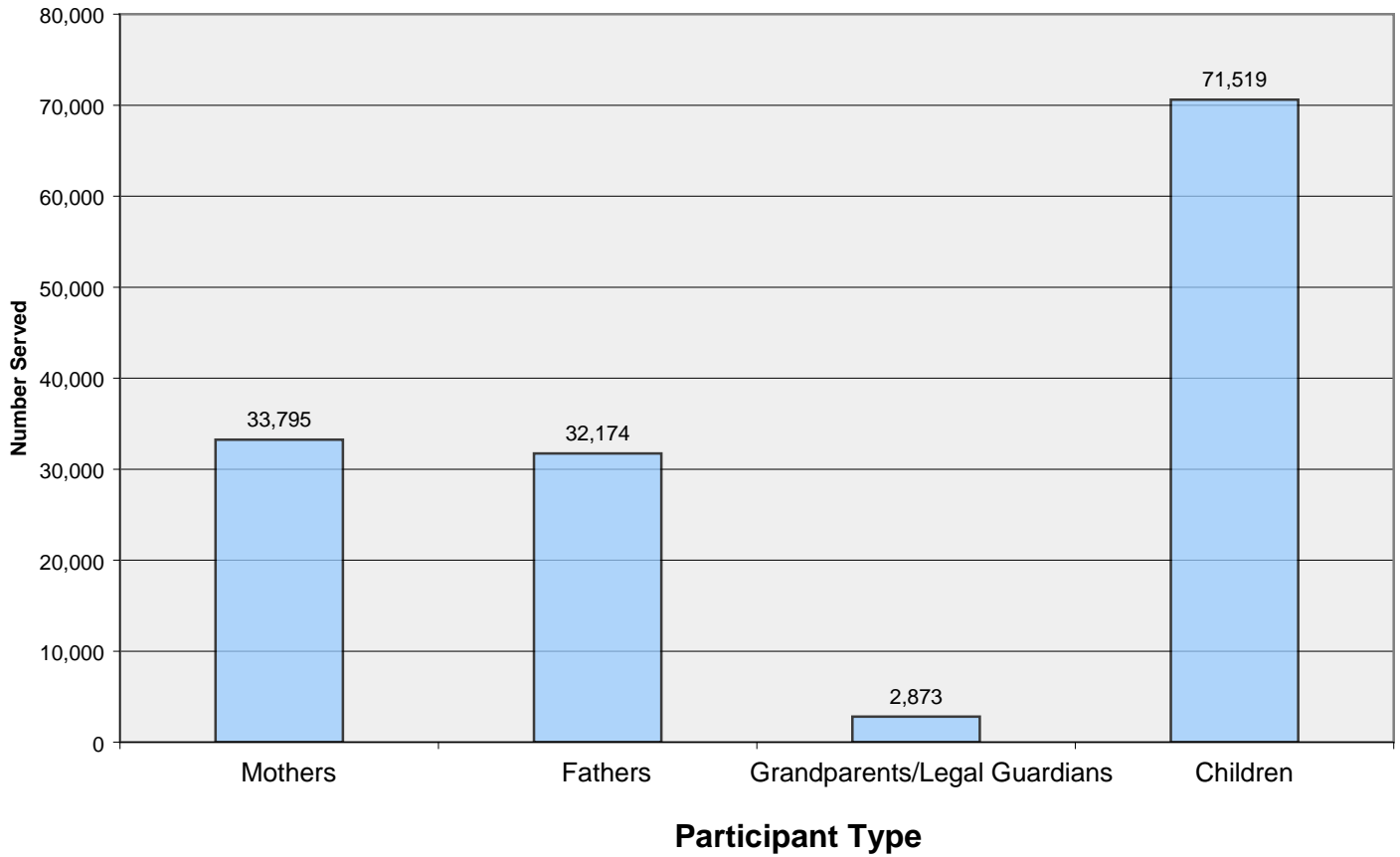
Sub-grantees providing access and visitation services.

## **Section II: National Data Trends**

**Chart A: Parents Served Over Time**



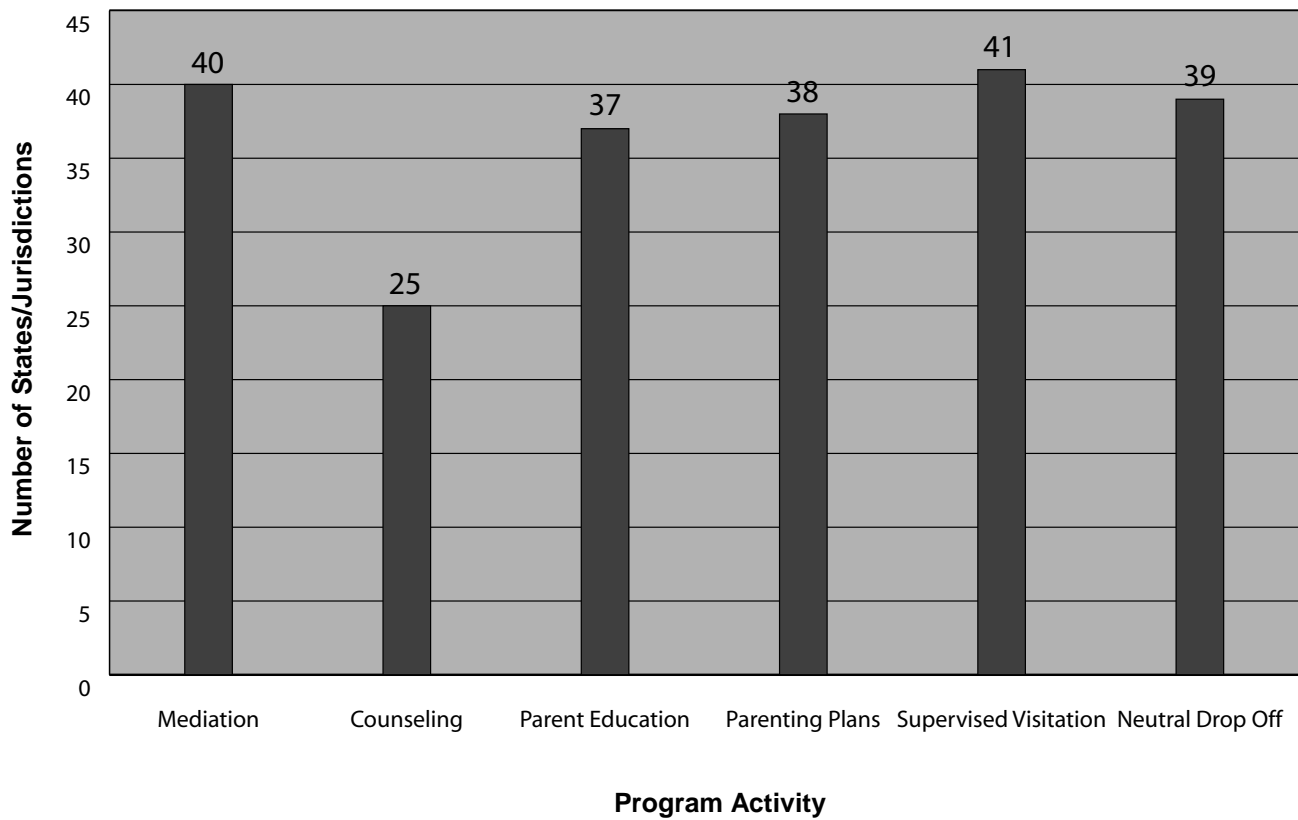
**Chart B: Number of Parents Served and Children Involved (FY 2005)**  
(Based on data reported by 52 of 54 States.)



Client Information				
State or Jurisdiction	Father	Mother	Grandparents/Legal Guardians	Number of Children Associated With Parents Served
Alabama	43	42	3	80
Alaska	543	544	0	1,048
Arizona	888	1,149	9	2,430
Arkansas	100	160	4	258
California	1,460	1,502	74	2,154
Colorado	390	694	3	1,018
Connecticut	172	174	2	330
Delaware	269	295	35	468
District of Columbia	99	77	4	154
Florida	669	857	128	1,982
Georgia	635	0	0	444
Guam	0	0	0	0
Hawaii	230	308	2	396
Idaho	186	248	0	527
Illinois	1,177	1,143	17	1,706
Indiana	240	71	1	255
Iowa	49	46	9	90
Kansas	440	448	70	732
Kentucky	79	92	36	143
Louisiana	472	472	6	638
Maine	1,392	1,572	45	3,908
Maryland	0	0	0	0
Massachusetts	362	54	0	919
Michigan	39	48	2	81
Minnesota	165	118	10	256
Mississippi	273	107	6	375
Missouri	693	695	6	1,011
Montana	63	182	7	419
Nebraska	270	127	2	485
Nevada	200	200	0	251
New Hampshire	250	251	7	398
New Jersey	1,645	1,881	887	3,678
New Mexico	38	40	5	67
New York	966	957	82	1,701
North Carolina	375	306	13	539
North Dakota	132	144	108	292
Ohio	613	624	59	903
Oklahoma	176	209	12	402
Oregon	144	366	13	429
Pennsylvania	537	506	72	1280
Puerto Rico	57	57	2	78
Rhode Island	267	205	6	389
South Carolina	256	280	16	340
South Dakota	431	545	77	902
Tennessee	570	939	84	1,409
Texas	8561	8621	147	23,493
Utah	555	556	3	791
Vermont	324	319	77	678
Virgin Islands	127	127	0	149
Virginia	1,624	1,792	280	3,610
Washington State	1,767	2,424	339	6,030
West Virginia	403	437	42	661
Wisconsin	116	119	15	189
Wyoming	642	665	46	553
<b>National Total</b>	<b>32,174</b>	<b>33,795</b>	<b>2,873</b>	<b>71,519</b>

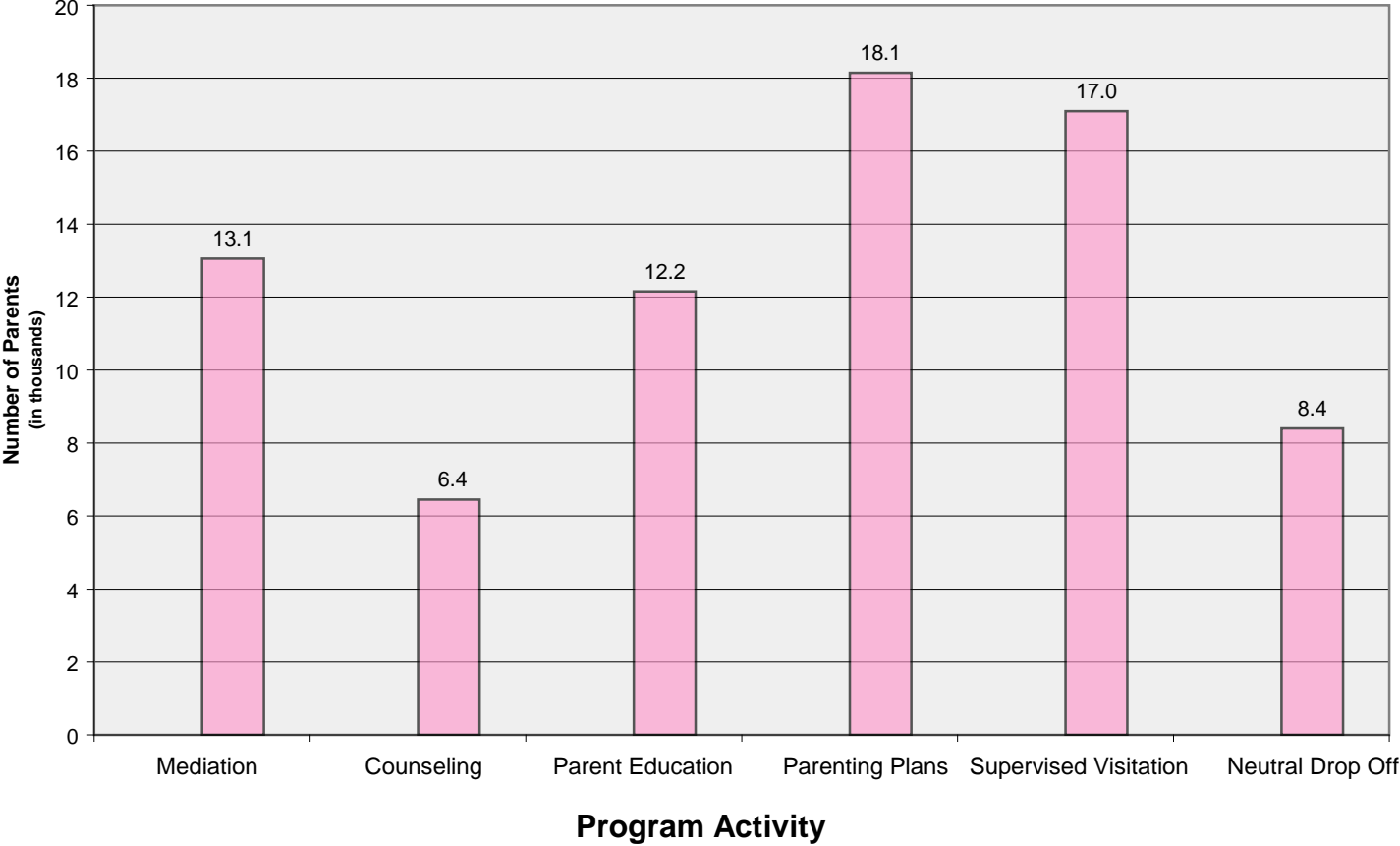
### Chart C: State/Jurisdiction Delivery of Services by Program Activity (FY 2005)

(Based on data reported by 52 of 54 States.)



### Chart D: Number of Parents Participating in Service

(Based on data reported by 52 of 54 States.)

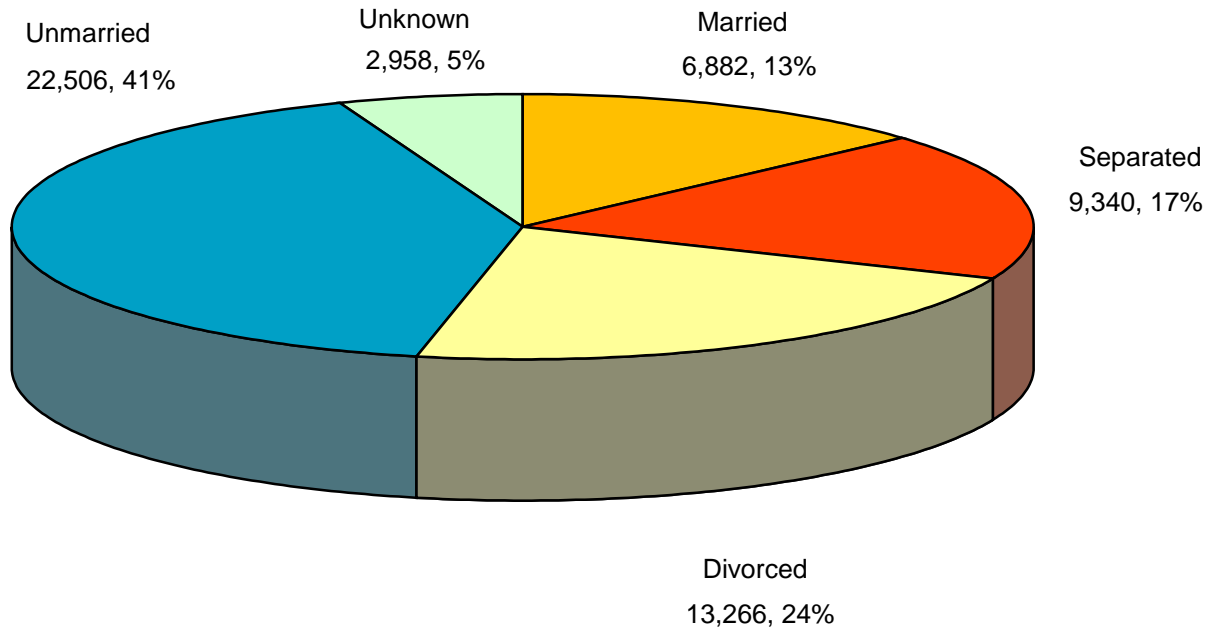


Number of Clients by Services Provided*							
State or Jurisdiction	Mediation	Counseling	Parenting Plan	Education	Supervised Visitation	Neutral Drop Off	Increased NCP Parenting Time with Children
Alabama	88	44	88	0	0	0	36
Alaska	0	0	0	888	0	0	67
Arizona	1,421	1,094	1,437	1,596	271	739	902
Arkansas	324	0	226	0	0	0	225
California	0	0	0	251	1,180	362	1,358
Colorado	1,087	0	541	0	0	0	541
Connecticut	240	0	120	0	108	0	163
Delaware	0	0	0	0	2,432	1,202	225
D.C	0	0	0	125	81	98	116
Florida	2	0	0	3	3,931	390	1,570
Georgia	48	270	635	303	4	39	164
Guam	0	0	0	0	0	0	0
Hawaii	0	0	0	0	66	66	269
Idaho	0	0	434	0	0	0	295
Illinois	801	0	673	1,292	250	127	450
Indiana	78	78	93	116	56	6	131
Iowa	16	72	58	80	92	1	53
Kansas	16	0	0	0	338	296	475
Kentucky	10	0	0	0	200	1	111
Louisiana	231	81	17	384	14	4	342
Maine	0	0	0	1,991	9	1,072	1,239
Maryland	0	0	0	0	0	0	0
Massachusetts	0	73	26	396	0	0	262
Michigan	8	7	22	42	20	12	43
Minnesota	2	14	0	27	225	25	264
Mississippi	18	0	3	356	0	0	32
Missouri	1,294	0	1,394	0	0	0	477
Montana	10	1	208	84	249	221	251
Nebraska	256	3	203	146	0	0	98
Nevada	64	0	114	0	27	2	146
New Hampshire	184	0	70	218	83	226	395
New Jersey	101	80	158	2,436	902	19	366
New Mexico	0	0	7	7	37	32	28
New York	769	1,099	737	952	904	359	851
North Carolina	151	537	91	257	8	6	171
North Dakota	0	0	0	206	287	107	233
Ohio	176	0	0	62	302	490	790
Oklahoma	23	3	24	251	92	5	115
Oregon	84	16	52	181	211	18	205
Pennsylvania	144	1,194	149	410	352	10	433
Puerto Rico	0	712	59	0	616	411	57
Rhode Island	191	0	50	50	158	7	308
South Carolina	228	256	335	476	52	21	210
South Dakota	9	33	29	NA	556	399	28
Tennessee	410	1	NA	397	7	0	237
Texas	683	584	1536	1540	1176	622	2,803
Utah	348	5	7	0	25	9	297
Vermont	103	1	122	475	512	157	378
Virgin Islands	120	66	4	2	0	8	113
Virginia	2,976	29	262	553	121	130	2,267
Washington	340	71	1,320	1,123	0	0	1,084
West Virginia	0	0	2	68	793	395	10
Wisconsin	28	14	0	212	30	108	153
Wyoming	20	0	855	184	269	188	37
<b>National Total</b>	<b>13,102</b>	<b>6,438</b>	<b>12,161</b>	<b>18,140</b>	<b>17,046</b>	<b>8,390</b>	<b>21,874</b>

\*Totals reflect state-submitted data, and may not reflect national counts of participants served.



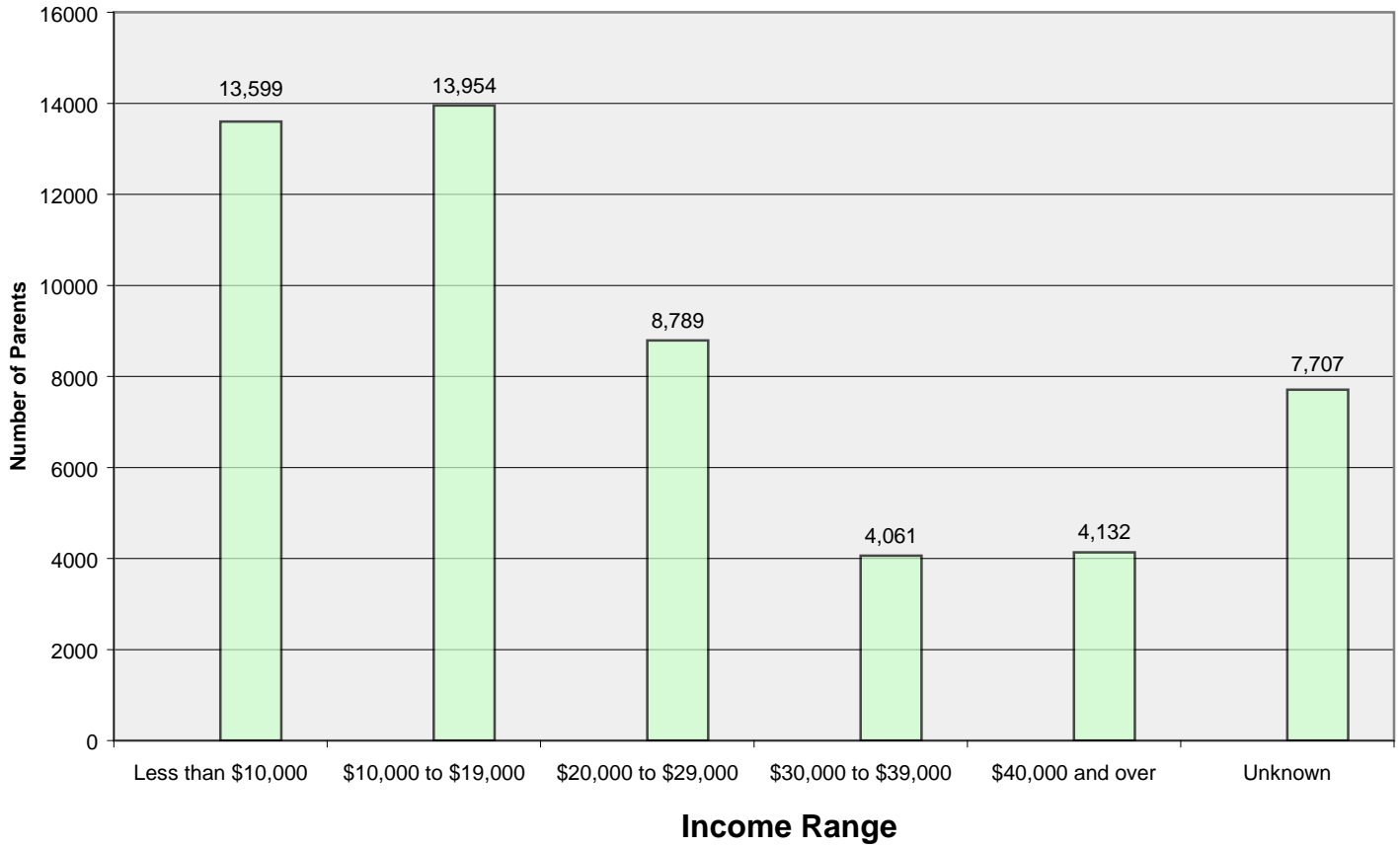
**Chart E: Marital Status of Parents Served (FY 2005)**  
(Based on data reported by 52 of 54 States.)



Client Marital Status*					
State or Jurisdiction	Married	Separated	Divorced	Unmarried	Unknown
Alabama	13	2	12	55	6
Alaska	909	11	14	35	118
Arizona	748	479	425	237	157
Arkansas	3	134	160	17	0
California	0	881	813	1,015	327
Colorado	108	217	457	302	0
Connecticut	12	24	60	250	0
Delaware	98	30	180	206	110
District of Columbia	43	12	12	112	0
Florida	292	167	296	611	0
Georgia	0	27	88	520	0
Guam	0	0	0	0	0
Hawaii	194	24	68	254	0
Idaho	93	264	14	63	0
Illinois	131	86	153	1,841	126
Indiana	26	192	89	5	0
Iowa	19	10	34	41	0
Kansas	6	92	488	366	6
Kentucky	58	5	57	54	33
Louisiana	0	60	143	456	291
Maine	402	805	910	732	115
Maryland	0	0	0	0	0
Massachusetts	69	24	22	301	0
Michigan	3	3	14	35	34
Minnesota	1	2	6	33	251
Mississippi	2	10	74	253	47
Missouri	0	0	630	764	0
Montana	28	3	5	205	11
Nebraska	26	110	137	126	0
Nevada	22	2	4	372	0
New Hampshire	89	111	136	187	15
New Jersey	619	108	173	2,395	1,118
New Mexico	6	9	27	36	5
New York	52	348	463	1,064	78
North Carolina	75	49	76	489	5
North Dakota	40	13	117	106	0
Ohio	110	106	444	617	19
Oklahoma	27	17	163	190	0
Oregon	17	55	165	114	2
Pennsylvania	87	158	163	707	0
Puerto Rico	19	40	0	57	0
Rhode Island	8	77	119	274	0
South Carolina	30	39	12	471	0
South Dakota	79	69	2,001	1,572	0
Tennessee	149	482	52	591	0
Texas	415	1034	755	682	84
Utah	0	50	397	97	0
Vermont	111	73	138	373	0
Virgin Islands	17	36	28	171	0
Virginia	7	1,203	940	1,546	0
Washington State	1,387	836	863	986	0
West Virginia	45	174	241	181	0
Wisconsin	14	36	110	75	0
Wyoming	173	541	318	264	0
<b>National Total</b>	<b>6,882</b>	<b>9,340</b>	<b>13,266</b>	<b>22,506</b>	<b>2,958</b>

\*Totals reflect state-submitted data, and may not reflect national counts of participants served.

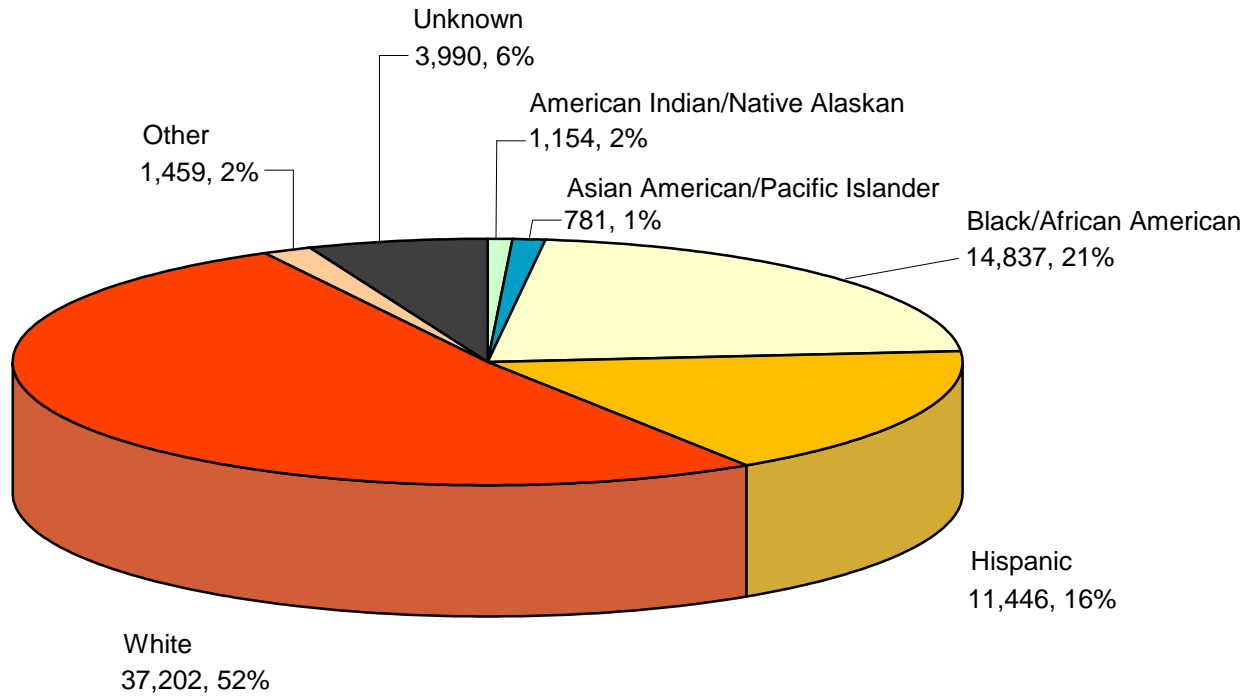
**Chart F: Income Ranges of Parents Served (FY 2005)**  
(Based on data reported by 52 of 54 States.)



Client Income (\$1,000's)*						
State or Jurisdiction	Less than \$10	\$10 to 19	\$20 to 29	\$30 to 39	\$40 to above	Unknown
Alabama	19	33	16	10	4	6
Alaska	39	32	49	22	29	745
Arizona	278	189	163	102	103	1,211
Arkansas	73	60	70	46	75	0
California	965	586	426	207	307	342
Colorado	226	749	76	22	11	0
Connecticut	89	81	93	52	30	0
Delaware	86	121	103	33	21	260
D.C	16	23	39	13	10	0
Florida	331	278	201	78	45	0
Georgia	263	141	137	55	39	0
Guam	0	0	0	0	0	0
Hawaii	223	96	103	66	52	0
Idaho	100	121	99	56	58	0
Illinois	732	484	326	208	211	376
Indiana	245	44	23	0	0	0
Iowa	11	16	49	16	12	0
Kansas	231	259	298	111	53	6
Kentucky	65	44	36	28	34	0
Louisiana	471	303	87	38	25	26
Maine	616	900	574	324	540	10
Maryland	0	0	0	0	0	0
Massachusetts	259	77	37	25	18	0
Michigan	23	24	17	2	8	15
Minnesota	133	95	42	23	0	0
Mississippi	94	76	40	20	6	150
Missouri	358	287	293	157	208	91
Montana	206	40	9	0	0	3
Nebraska	214	82	67	19	17	0
Nevada	111	87	100	42	55	5
New Hampshire	116	169	105	49	32	37
New Jersey	169	179	126	75	49	3,815
New Mexico	47	16	11	4	0	5
New York	634	468	397	231	191	84
North Carolina	262	148	112	27	14	131
North Dakota	94	51	18	4	0	109
Ohio	335	293	236	141	72	219
Oklahoma	161	127	74	19	16	0
Oregon	162	64	44	23	8	52
Pennsylvania	443	215	153	48	44	1
Puerto Rico	63	27	17	3	6	0
Rhode Island	105	88	118	89	78	0
South Carolina	114	330	88	15	5	0
South Dakota	103	2,998	999	103	20	0
Tennessee	527	426	202	61	34	0
Texas	625	472	302	144	133	8
Utah	167	110	106	62	86	0
Vermont	314	220	108	34	25	0
Virgin Islands	14	56	108	56	20	0
Virginia	998	953	856	469	429	0
Washington	1,247	845	727	405	597	0
West Virginia	102	41	48	17	22	0
Wisconsin	24	24	20	9	6	0
Wyoming	296	306	241	198	274	0
<b>National Total</b>	<b>13,599</b>	<b>13,954</b>	<b>8,789</b>	<b>4,061</b>	<b>4,132</b>	<b>7,707</b>

\*Totals reflect state-submitted data, and may not reflect national counts of participants served.

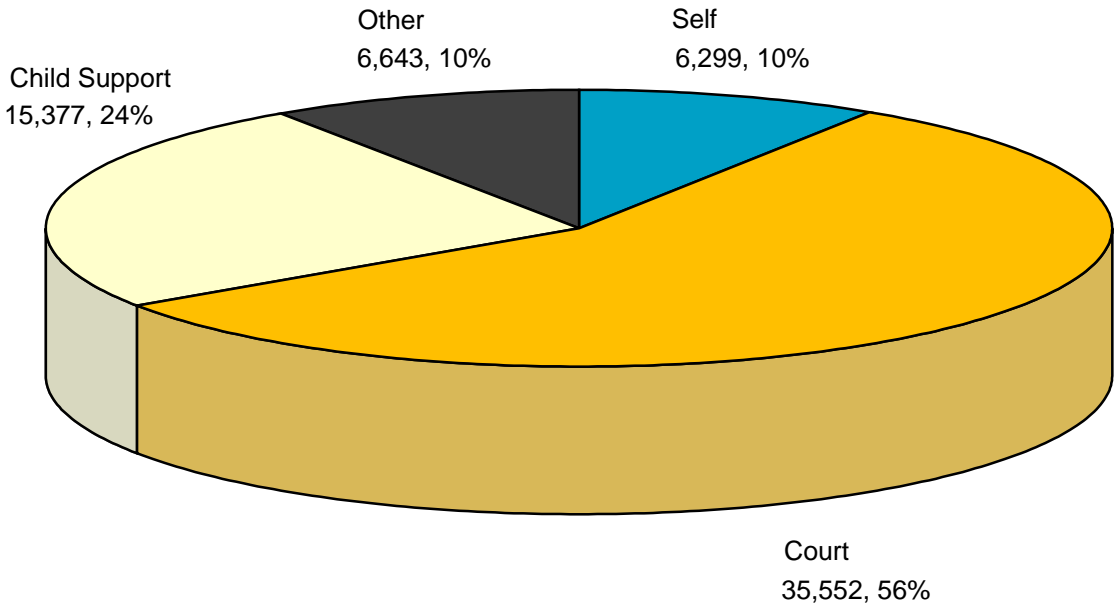
**Chart G: Race/Ethnicity of Parents Served (FY 2005)**  
(Based on data reported by 52 of 54 States.)



Client Race/Ethnicity							
State or Jurisdiction	American Indian or Alaskan Native	Asian American or Pacific Islander	Black/ African American	White	Hispanic	Other	Unkown
Alabama	0	0	21	61	0	0	6
Alaska	24	4	10	123	12	3	911
Arizona	23	47	31	675	513	16	741
Arkansas	0	1	16	300	7	0	0
California	56	135	173	1,333	982	154	203
Colorado	5	11	75	701	282	10	3
Connecticut	0	0	127	129	90	2	0
Delaware	3	0	143	418	41	11	8
D.C	0	2	143	9	18	7	0
Florida	9	5	264	1,212	190	37	0
Georgia	2	3	515	90	18	7	0
Guam	0	0	0	0	0	0	0
Hawaii	0	254	7	144	17	127	0
Idaho	8	8	9	385	23	1	0
Illinois	2	16	939	714	407	163	96
Indiana	1	1	42	257	5	0	6
Iowa	1	0	3	97	1	2	0
Kansas	8	3	65	800	63	13	6
Kentucky	6	1	4	193	3	2	2
Louisiana	0	0	454	199	2	4	291
Maine	52	15	18	3,149	43	48	361
Maryland	0	0	0	0	0	0	0
Massachusetts	1	12	159	139	98	7	0
Michigan	4	0	7	74	2	1	1
Minnesota	3	5	42	220	17	3	3
Mississippi	0	0	282	85	10	0	9
Missouri	10	5	124	1,211	20	24	0
Montana	55	1	5	174	17	0	0
Nebraska	11	0	47	319	17	5	0
Nevada	5	14	72	194	91	24	0
New Hampshire	3	6	494	9	5	0	9
New Jersey	0	11	1,953	492	762	16	1,179
New Mexico	0	0	2	16	60	0	5
New York	4	18	451	1,128	301	54	49
North Carolina	3	0	524	142	15	2	8
North Dakota	20	1	2	244	9	0	0
Ohio	1	2	114	1,014	61	17	87
Oklahoma	27	0	65	274	28	3	0
Oregon	9	3	17	291	23	12	2
Pennsylvania	2	1	356	679	62	9	4
Puerto Rico	0	0	0	0	115	0	0
Rhode Island	0	5	39	364	66	4	0
South Carolina	0	2	421	103	26	0	0
South Dakota	560	12	508	2,971	57	274	0
Tennessee	1	0	580	617	16	5	0
Texas	19	44	3707	7040	6242	92	0
Utah	9	22	6	449	41	11	0
Vermont	7	7	13	611	15	1	0
Virgin Islands	0	0	221	10	23	0	0
Virginia	19	38	1,224	2,123	254	39	0
Washington	156	58	319	3,253	187	221	0
West Virginia	0	1	15	552	10	3	0
Wisconsin	2	3	4	225	6	0	0
Wyoming	23	4	5	1,190	73	25	0
<b>National Total</b>	<b>1,154</b>	<b>781</b>	<b>14,837</b>	<b>37,202</b>	<b>11,446</b>	<b>1,459</b>	<b>3,990</b>

\*Totals reflect state-submitted data, and may not reflect national counts of participants served.

**Chart H: Referral Source for Parents To Services (FY 2005)**  
(Based on data reported by 52 of 54 States.)

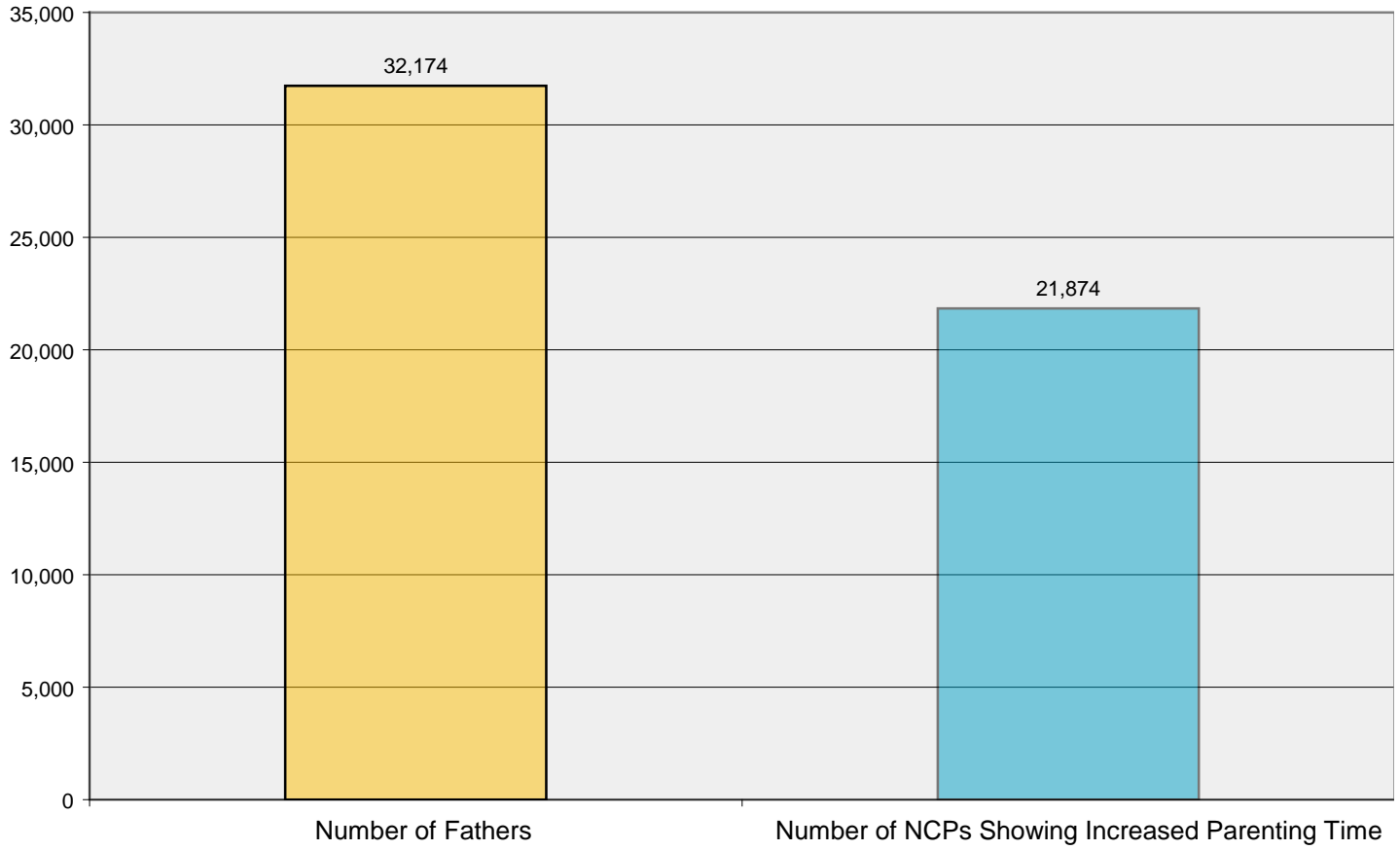


Referral Source*				
State or Jurisdiction	Self	Court	Child Support	Other
Alabama	3	42	0	43
Alaska	0	998	0	0
Arizona	61	1,539	126	1
Arkansas	0	318	0	6
California	20	1,475	7	37
Colorado	0	1,076	0	11
Connecticut	38	298	12	0
Delaware	7	526	0	7
District of Columbia	2	175	0	0
Florida	3	2,663	3	155
Georgia	9	21	423	182
Guam	0	0	0	0
Hawaii	44	496	0	0
Idaho	55	356	13	10
Illinois	20	1,491	367	0
Indiana	50	146	37	79
Iowa	43	20	0	41
Kansas	44	868	0	40
Kentucky	5	183	53	16
Louisiana	81	86	177	142
Maine	503	2,189	0	317
Maryland	0	0	0	0
Massachusetts	99	57	24	236
Michigan	5	49	0	1
Minnesota	54	239	0	0
Mississippi	227	15	31	76
Missouri	242	612	486	54
Montana	4	7	0	230
Nebraska	32	81	0	241
Nevada	0	195	5	0
New Hampshire	29	567	0	19
New Jersey	0	3,294	0	0
New Mexico	7	70	0	2
New York	64	1,727	36	178
North Carolina	105	107	221	164
North Dakota	12	221	0	151
Ohio	87	994	114	96
Oklahoma	14	184	147	52
Oregon	79	194	0	86
Pennsylvania	65	432	351	269
Puerto Rico	0	116	0	0
Rhode Island	0	349	0	0
South Carolina	76	226	223	27
South Dakota	605	912	30	917
Tennessee	484	616	61	26
Texas	520	2304	12298	1573
Utah	2	559	0	0
Vermont	206	382	2	107
Virgin Islands	69	120	0	65
Virginia	33	3,537	1	125
Washington State	1,986	615	58	622
West Virginia	13	737	0	20
Wisconsin	34	163	0	50
Wyoming	158	905	71	169
<b>National Total</b>	<b>6,299</b>	<b>35,552</b>	<b>15,377</b>	<b>6,643</b>

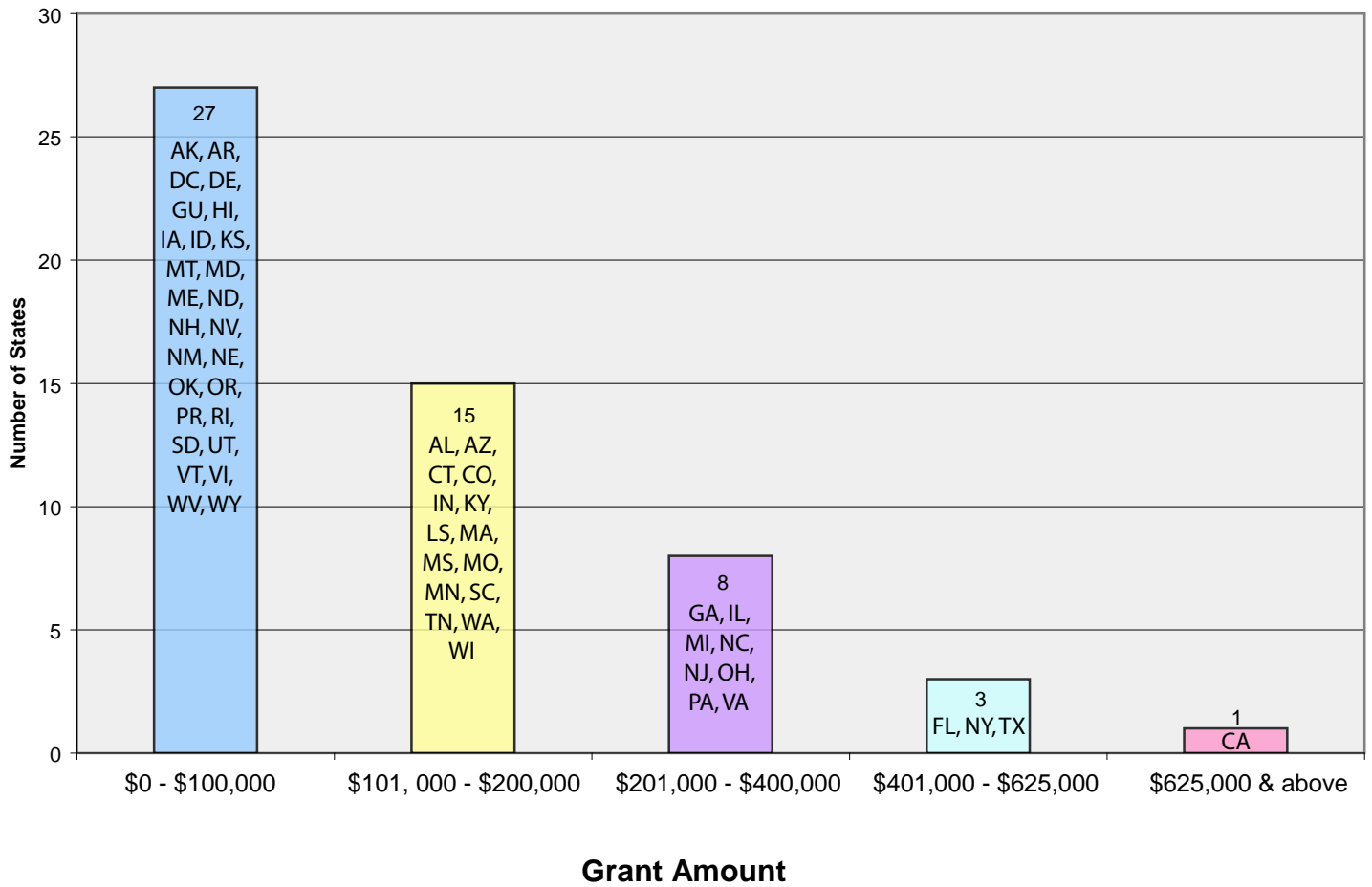
\*Totals reflect state-submitted data, and may not reflect national counts of participants served.



**Chart I: Program Outcomes: Increase in Parenting Time (FY 2005)**  
(Based on data reported by 52 of 54 States.)



**Chart J: Grouping of States/Jurisdictions by Grant Amount (FY 2005)**



## **Section III: State/Jurisdiction Profiles**

# Alabama

**State Access Program Contact:**

**David Williams**  
**Administrative Office of the Courts**  
**300 Dexter Avenue**  
**Montgomery, Alabama 36104**  
[David.Williams@alacourt.gov](mailto:David.Williams@alacourt.gov)

**Annual Federal Grant Award:** \$ 146,610  
**Minimum 10% State Match:** \$ 16,290

**Number of Minor Age Children in Single (Biological) Parent Households:** 326,138

**FY 2005 Program Stats:**  
**Parents Served**

Total Parents Served	Fathers	Mothers	Grandparent/ Legal Guardian	Children Involved
88	43	42	3	80

**Services Provided**

Mediation	Counseling	Parent Education	Supervised Visitation	Neutral Drop-off	Development of Parenting Plans
88	44	0	0	0	88

**Marital Status**

Married	Separated	Divorced	Unmarried	Unknown
13	2	12	55	6

**Annual Income**

Less than \$10,000	\$10,000 to \$19,000	\$20,000 to \$29,000	\$30,000 to \$39,000	\$40,000 & above	Unknown
19	33	16	10	4	6

**Race/Ethnicity**

American Indian or Alaska Native	American Asian or Pacific Islanders	African-American	White/Caucasian	Hispanic	Other	Unknown
0	0	21	61	0	0	6

<b>Alabama</b>				
<b>Source of Client Referrals</b>				
<b>Self</b>	<b>Court</b>	<b>Child Support</b>	<b>Other</b>	<b>Unknown</b>
<b>3</b>	<b>42</b>	<b>0</b>	<b>43</b>	<b>0</b>
<b>Outcomes</b>				
<b>No. of non-custodial parents whose parenting time with children increased as a result of services</b>		<b>36</b>		
<p><b>Local Service Providers:</b></p> <ol style="list-style-type: none"> <li>1.     <b><u>Morgan County Court Services</u></b>  Contact: Kim Gully  PO Box 668  Decatur, AL 35602  Phone: (256) 351-4716</li>   <li>2.     <b><u>Baldwin County Court Services</u></b>  Contact: Vicki Stankoski  1100 Fairhope Ave.  Fairhope, AL 36532  Phone: (251) 928-3002 x0860</li>   <li>3.     <b><u>Dale County Court Services</u></b>  Contact: Cheryl Leatherwood  PO Box 1346  Ozark, AL 36361  Phone: (334) 774-4950</li>   <li>4.     <b><u>Cullman County Court Services</u></b>  Contact: Tanya Sears  500 2<sup>nd</sup> Ave., SW  Cullman, AL 35055  Phone: (256) 775-4931</li> </ol>				

# Alaska

**State Access Program Contact:**

**Karen Largent**  
**Alaska Court System**  
**820 West Fourth Avenue**  
**Anchorage, Alaska 99501**  
[klargent@courts.state.ak.us](mailto:klargent@courts.state.ak.us)

**Annual Federal Grant Award:** \$ 100,000  
**Minimum 10% State Match:** \$ 11,111

**Number of Minor Age Children in Single  
 (Biological) Parent Households:** 37,097

**FY 2005 Program Stats:  
 Parents Served**

Total Parents Served	Fathers	Mothers	Grandparent/ Legal Guardian	Children Involved
1,089	543	544	2	1,048

**Services Provided**

Mediation	Counseling	Parent Education	Supervised Visitation	Neutral Drop-off	Development of Parenting Plans
0	0	888	0	0	0

**Marital Status**

Married	Separated	Divorced	Unmarried	Unknown
909	11	14	35	118

**Annual Income**

Less than \$10,000	\$10,000 to \$19,000	\$20,000 to \$29,000	\$30,000 to \$39,000	\$40,000 & above	Unknown
39	32	49	22	29	745

**Race/Ethnicity**

American Indian or Alaska Native	American Asian or Pacific Islanders	African-American	White/Caucasian	Hispanic	Other	Unknown
24	4	10	123	12	3	911

Alaska				
Source of Client Referrals				
Self	Court	Child Support	Other	Unknown
0	998	181	0	0
Outcomes				
No. of non-custodial parents whose parenting time with children increased as a result of services		67		
<p><b>Local Service Providers:</b></p> <ol style="list-style-type: none"> <li>1.     <u>Glenn Cravez</u> 880 N Street, Suite 203 Anchorage, AK 99501 Phone: (907) 276-3370</li>   <li>2.     <u>Mia Oxley</u> Oxley Consulting and Mediation P.O. Box 201895 Anchorage, AK 99520-1895 Phone: (907) 222-6770</li>   <li>3.     <u>Drew Peterson</u> 1772 Scenic Way #2 Anchorage, AK 99501 Phone: (907) 561-1518</li>   <li>4.     <u>Jacqueline Bressers</u> P.O. Box 112646 Anchorage, AK 99511-2545 Phone: (907) 272-2772</li>   <li>5.     <u>Anthony Lopez</u> 229 Crest Drive A Soldotna, AK 99669-7425 Phone: (907) 229-5317</li>   <li>6.     <u>Chris Rose</u> 642 Alaska St., Suite 200 Palmer, AK 99645 Phone: (907) 745-6000</li> </ol>				

Alaska

7. **Dan Chay**  
P.O. Box 553  
Kenai, AK 99611-0553  
Phone: (907) 238-9227
8. **Heidi Chay**  
P.O. Box 553  
Kenai, AK 99611-0553  
Phone: (907) 238-9227
9. **Terri Spigelmyer**  
350 Bonanza Ave.  
Homer, AK 99603  
Phone: (907) 235-1007
10. **Elise Nacht Boyer**  
19 Hyannis Drive  
Cape May, NY 08204
11. **Randy Lewis**  
6135 East Tudor, Apt. 23  
Tudor East Apts.  
Anchorage, AK 99507  
Phone: (907) 337-0348
12. **Jane Parrish**  
Jane Parrish Mediation Services  
515 W. 7<sup>th</sup> Ave., Suite 330  
Fairbanks, AK 99701  
Phone: (907) 452-4005
13. **Deborah Hayes**  
P.O. Box 82802  
Fairbanks, AK 99708  
Phone: (907) 456-5463
14. **Doron Partyka**  
P.O. Box 457  
Ester, AK 99727  
Phone: (907) 455-7728



Alaska

15. **Becky Snow**  
P.O. Box 72950  
Fairbanks, AK 99707  
Phone: (907) 479-0892
  
16. **Paul Grant**  
217 Second St., Suite 204  
Juneau, AK 99801  
Phone: (907) 586-2701
  
17. **Vance A. Sanders**  
PMB 457 Willoughby Ave.  
Juneau, AK 99801-1731  
(907) 568-1648
  
18. **Deborah Holbrook**  
301 3<sup>rd</sup> St.  
Juneau, AK 99801-1204  
Phone: (907) 463-2681
  
19. **Lynn Squires-White**  
P.O. Box 33242  
Juneau, AK 99803  
Phone: (907) 321-4477
  
20. **Debra Shorr Advocacy and Investigation**  
P.O. Box 21535  
Juneau, AK 99802-1535  
Phone: (907) 463-6787
  
21. **Barbara Walker**  
9158 Riverwood Drive  
Juneau, AK 99801  
Phone: (907) 789-0977
  
22. **Martha Stevens**  
515 No. Franklin St.  
Juneau, AK 99801  
Phone: (907) 586-3689
  
23. **Fairbanks Counseling and Adoption**  
P.O. Box 71544  
912 Barnette St.  
Fairbanks, AK 99707  
Phone: (907) 456-4729

**Alaska**

- 24. Salvation Army-Booth Memorial  
Youth and Family Services-Joyce Guest  
3630 East 20<sup>th</sup> Avenue  
Anchorage, AK 99508  
Phone: (907) 279-0522**
  
- 25. Cook Inlet Tribal Council-Child and Family  
Resource Center-Richelle Holmes  
1251 Muldoon, Suite 114  
Anchorage, AK 9950  
Phone: (907) 331-2006**

# Arizona

**State Access Program Contact:**

**Rich Brydle**  
**Department of Economic Security**  
**Division of Child Support Enforcement**  
**PO Box 40458, Site 019A**  
**Phoenix, Arizona 85067**  
[Rbrydle@azdes.gov](mailto:Rbrydle@azdes.gov)

**Annual Federal Grant Award:** \$ 179,474  
**Minimum 10% State Match:** \$ 19,941

**Number of Minor Age Children in Single  
(Biological) Parent Households:** 345,952

**FY 2005 Program Stats:  
Parents Served**

Total Parents Served	Fathers	Mothers	Grandparent/ Legal Guardian	Children Involved
2,046	888	1,149	9	2,430

**Services Provided**

Mediation	Counseling	Parent Education	Supervised Visitation	Neutral Drop-off	Development of Parenting Plans
1,421	1,094	1,596	271	739	1,437

**Marital Status**

Married	Separated	Divorced	Unmarried	Unknown
748	479	425	237	157

**Annual Income**

Less than \$10,000	\$10,000 to \$19,000	\$20,000 to \$29,000	\$30,000 to \$39,000	\$40,000 & above	Unknown
278	189	163	102	103	1,211

**Race/Ethnicity**

American Indian or Alaska Native	American Asian or Pacific Islanders	African-American	White/Caucasian	Hispanic	Other	Unknown
23	47	31	675	513	16	741

Arizona				
Source of Client Referrals				
Self	Court	Child Support	Other	Unknown
61	1,539	126	1	319
Outcomes				
No. of non-custodial parents whose parenting time with children increased as a result of services		902		
<p><b>Local Service Providers:</b></p> <ol style="list-style-type: none"> <li>1. <b><u>Apache County Superior Court</u></b>  Contact: Betty Smith  PO Box 667  70 W. 3<sup>rd</sup> South  St. Johns, AZ 85936  Phone: (928) 337-7555</li> <li>2. <b><u>Family Conciliation Court</u></b>  Cochise County Superior court  Contact: Sandy Wilson  100 Quality Hill  PO Box 204  Bisbee, AZ 85603  Phone: (520) 432-8485</li> <li>3. <b><u>Superior Court of Coconino County</u></b>  Contact: Celia Barotz  200 N. San Francisco Street  Flagstaff, AZ  Phone: (928) 779-6805</li> <li>4. <b><u>Couples Workshop</u></b>  Contact: Bob Tures  1830 N. Beaver Street  Flagstaff, AZ 86001  Phone: (928) 779-5118</li> <li>5. <b><u>Graham County Superior Court</u></b>  Contact: O. Brady Lee  800 Main Street  Safford, AZ 85546  Phone: (928) 428-3955</li> </ol>				

**Arizona**

6.     **Greenlee County Access and Visitation**  
Contact: Nora Garza  
12<sup>th</sup> St. and Webster  
Greenlee County Courthouse  
Clifton, AZ 85533  
Phone: (928) 865-2323
  
7.     **Maricopa County Superior Court**  
Contact: Cheri Clark  
201 W. Jefferson Street  
Phoenix, AZ 85003  
Phone: (602) 506-2109
  
8.     **Mohave County Superior Court**  
Contact: K. Anderson  
401 E. Spring Street  
Kingman, AZ 86401  
Phone: (929) 524-4223
  
9.     **Navajo County Superior Court**  
Contact: Bobbi Ortega  
Navajo County Government Center  
PO Box 668  
Holbrook, AZ 86025  
Phone: (928) 524-4223
  
10.    **Pima County Family Center of the  
Conciliation Court**  
Contact: Grace Hawkins  
32 N. Stone Ave., Ste 1704  
Tucson, AZ 85701  
Phone: (520)740-5590
  
11.    **Pinal County Family Services of the  
Conciliation Court**  
Contact: Clarence Cramer  
119 W. Central Ave.  
Coolidge, AZ 85228  
Phone: (520) 723-3077

**Arizona**

**12. Yavapai County Superior Court**

**Contact: Kathy McCormick  
120 S. Cortez, Room 410  
Prescott, AZ 86301  
Phone: (928) 777-3066**

**13. Yuma County Superior Court**

**Contact: Margaret Guidero  
250 W. 2<sup>nd</sup> St., Suite D  
Yuma, AZ 85364  
Phone: (928) 817-4087**

# Arkansas

**State Access Program Contact:**  
**Shannon L. Hall**  
**Administrative Office of the Courts**  
**625 Marshall Street**  
**Little Rock, Arkansas 72201**  
[Shannon.hall@mail.state.ar.us](mailto:Shannon.hall@mail.state.ar.us)

**Annual Federal Grant Award:** \$100,000  
**Minimum 10% State Match:** \$ 11,111

**Number of Minor Age Children in Single  
 (Biological) Parent Households:** 199,486

**FY 2005 State Program Stats:**  
**Clients Served**

Total No. of Parents Served	Fathers	Mothers	Grandparent/ Legal Guardian	Children Involved
324	160	160	4	258

### Services Provided

Mediation	Counseling	Parent Education	Supervised Visitation	Neutral Drop-off	Development of Parenting Plans
324	0	0	0	0	226

### Marital Status

Married	Separated	Divorced	Unmarried	Unknown
3	134	160	17	10

### Annual Income

Less than \$10,000	\$10,000 to \$19,000	\$20,000 to \$29,000	\$30,000 to \$39,000	\$40,000 & above	Unknown
73	60	70	46	75	0

### Race/Ethnicity

American Indian or Alaska Native	American Asian or Pacific Islanders	African-American	White/Caucasian	Hispanic	Other	Unknown
0	1	16	300	7	0	0

Arkansas				
Source of Client Referrals				
Self	Court	Child Support	Other	Unknown
0	318	0	6	0
Outcomes				
No. of non-custodial parents whose parenting time with children increased as a result of services		225		
<p><b>Local Service Providers:</b></p> <p>1. <u>Arkansas Administrative Office of the Courts</u>  <b>Contact: Shannon Hall</b>  <b>Alternative Dispute Resolution Commission</b>  <b>Access and Visitation Mediation Program</b>  <b>625 Marshall Street</b>  <b>Little Rock, AK 72201</b>  <b>Phone: (501) 682-9400</b></p>				



# California

**State Access Program Contact:**

**Shelly LaBotte**  
**Judicial Council of California**  
**Administrative Office of the Courts**  
**Center for Families, Children, and the Courts**  
**455 Golden Gate Avenue**  
**San Francisco, California 94102-3688**  
[shelly.labotte@jud.ca.gov](mailto:shelly.labotte@jud.ca.gov)

**Annual Federal Grant Award:** \$ 970,431  
**Minimum 10% State Match:** \$ 107,826

**Number of Minor Age Children in Single  
 (Biological) Parent Households:** 2,204,744

**FY 2005 State Program Stats:  
 Clients Served**

Total No. of Parents Served	Fathers	Mothers	Grandparent/ Legal Guardian	Children Involved
3,036	1,460	1,502	74	2,154

**Services Provided**

Mediation	Counseling	Parent Education	Supervised Visitation	Neutral Drop-off	Development of Parenting Plans
0	0	251	1,180	362	0

**Marital Status**

Married	Separated	Divorced	Unmarried	Unknown
0	881	813	1,015	327

**Annual Income**

Less than \$10,000	\$10,000 to \$19,000	\$20,000 to \$29,000	\$30,000 to \$39,000	\$40,000 & above	Unknown
965	586	426	207	307	342

**Race/Ethnicity**

American Indian or Alaska Native	American Asian or Pacific Islanders	African- American	White/ Caucasian	Hispanic	Other	Unknown
56	135	173	1,333	982	154	203

<b>California</b>				
<b>Source of Client Referrals</b>				
<b>Self</b>	<b>Court</b>	<b>Child Support</b>	<b>Other</b>	<b>Unknown</b>
<b>20</b>	<b>1,475</b>	<b>7</b>	<b>37</b>	<b>116</b>
<b>Outcomes</b>				
<b>No. of non-custodial parents whose parenting time with children increased as a result of services</b>		<b>1,358</b>		
<p><b>Local Service Providers:</b></p> <ol style="list-style-type: none"> <li> <p><b>1. <u>Superior Court of California, Fresno County</u></b>  <b>Contact: Patty Wallace-Rixman</b>  <b>2220 Tulare Street</b>  <b>11<sup>th</sup> Floor, Suite 1111</b>  <b>Fresno, CA 93721</b>  <b>Phone: (559) 488-3864</b>  <b>Subcontractor:</b>  <b>Comprehensive Youth Services</b>  <b>3795 E. Shields Avenue</b>  <b>Fresno, CA 93721</b>  <b>(559) 229-3561</b></p> </li> <li> <p><b>2. <u>Superior Court of California, Butte County</u></b>  <b>Contact: Vahan Hovsepian</b>  <b>One Court Street</b>  <b>Oroville, California 95965</b>  <b>Phone: (530) 538-2802</b>  <b>Subcontractor:</b>  <b>Parent Education Network</b>  <b>2070 Talbert Dr.</b>  <b>Chico, CA 95928</b>  <b>(530) 898-0391</b></p> </li> <li> <p><b>3. <u>Superior Court of California, Los Angeles County</u></b>  <b>Contact: Linda Louie</b>  <b>111 North Hill Street, Rm. 228</b>  <b>Los Angeles, California 90012</b>  <b>Phone: (213) 974-5064</b>  <b>Subcontractors:</b></p> </li> </ol>				

## California

- a. **Bienvenidos Family Services**  
5233 E. Beverly Blvd.  
Los Angeles, CA 90022  
(323) 728-9577
  - b. **LA Wings of Faith**  
254 W. 85<sup>th</sup> Street  
Los Angeles, CA 93534  
(323) 449-1300
  - c. **The Ness Center**  
8512 Whitworth Drive  
Los Angeles, CA 90003  
(310) 360-8512
  - d. **Richstone Family Center**  
13634 Cordary Ave.  
Hawthorne, CA 90250  
(310) 970-1921
  - e. **A Change of Faces**  
44709 N. Date Avenue, Suite B  
Lancaster, CA 93534  
(661) 948-5312
4. **Superior Court of California, Mendocino County**  
**Contact: Carol Park**  
**Mendocino County Court House**  
**PO Box 996**  
**Ukiah, California 95482**  
**Phone: (707) 463-3459**  
**Subcontractors:**
- a. **Mendocino Family & Youth Services**  
778 S. State St., Ste 107  
Ukiah, CA 95482  
(707) 463-4915
  - b. **CASA of Humboldt – SAFE for You**  
2353 Myrtle Ave.  
Eureka, CA 95501  
(707) 441-0139
  - c. **Del Norte Child Care Council – Child Access Program**  
212 K Street, PO Box 1350  
Crescent City, CA 95531  
(707) 464-8311

## California

5. **Superior Court of California, Orange County**

**Contact: Kathy Miller**

**341 The City Drive**

**Orange, CA 92863**

**Phone: (714) 935-6489**

**Subcontractor:**

a. **LaFamilia**

**1905 North College Avenue**

**Santa Ana, CA 92706**

**(714) 479-0120**

b. **Family Assessment, Counseling, & Educational Services**

**1966 East Chapman Ave.**

**Fullerton, CA 92831**

**(714) 879-9616**

c. **Korean Community Services**

**1060 Brookhurst Road**

**Fullerton, CA 92833**

**(415) 353-6595**

6. **Superior Court of California, Napa County**

**Contact: Larry Tolbert**

**825 Brown Street**

**Napa, California 94559**

**Phone: (707) 299-1228**

**Subcontractor:**

**COPE Family Center**

**1340 Fourth Street**

**Napa, California 94559**

**(707) 252-1123**

7. **San Francisco United Family Court**

**Contact: Claire Williams**

**400 McAllister Street, Rm. 440**

**San Francisco, California 94102**

**Phone: (415) 551-4012**

**Subcontractor:**

**Rally Family Visitation Services**

**of Saint Francis Memorial Hospital**

**900 Hyde Street**

**San Francisco, CA 94109**

**(415) 353-6595**

**California**

**8. Superior Court of California, Santa Clara County**

**Contact: Lily Grenz  
111 West St. John St.  
San Jose, California 95113  
Phone: (408) 534-5754**

**Subcontractors:**

- a. Community Solutions for Families,  
Children & Individuals, Inc.  
6980 Chestnut Street  
Gilroy, CA 95020  
(408) 846-4701**
- b. Family Services Agency of San Mateo  
24 Second Ave.  
San Mateo, CA 94401  
(650) 403-4300**

**9. Superior Court of California, Santa Cruz County**

**Contact: Melissa Berrenge  
701 Ocean Avenue, Rm. 110  
Santa Cruz, California 95960  
Phone: (831) 454-3310**

**Subcontractors:**

- a. Community Human Services  
PO Box 2221  
Salinas, CA 93902  
(831) 394-4622**
- b. Chamberlain's Children's Center  
1850 San Benito Street  
Hollister, CA 95023  
(831) 636-2121**
- c. Walnut Avenue Women's Center  
303 Walnut Avenue  
Santa Cruz, CA 95960**

**10. Superior Court of California, Shasta County**

**Contact: Timothy Vans Schooten  
1640 West King Street  
Redding, California  
Phone: (530) 225-5707  
Subcontractors:**

## California

- a. **Alternatives to Violence**  
717-721 Pine Street  
Red Bluff, CA 96080  
(530) 528-9339
  - b. **Family Service Agency – Parenting Center**  
1423 Court Street  
Redding, CA 96003  
(530) 242-1855
  - c. **Northern California Center for Family Awareness**  
Kids’ Turn Shasta Cascade  
PO Box 991473  
Redding, CA 96099-1473  
(530) 244-5749
  - d. **Siskiyou County Family Court Services**  
500 North Main Street  
Yreka, CA 96097  
(530) 842-0192
  - e. **Trinity County Family Court Services**  
PO Box 1258  
Weaverville, CA 96093-1258  
(530) 623-1404
11. **Superior Court of California, Sonoma County**  
**Contact: Peggy Schmeck**  
**1450 Gueneville Road**  
**Santa Rose, California 95401**  
**Phone: (707) 565-1160**  
**Subcontractors:**
- a. **Sonoma County Legal Services Foundation**  
1212 4<sup>th</sup> Street, #1  
Santa Rosa, CA 95404  
(707) 546-2924
  - b. **California Parenting Institute**  
3650 Standish Ave.  
Santa Rosa, CA 95407  
(707) 585-6018

**California**

**12. Superior Court of California, Tulare County**

**Contact: Pat Foster**

**Tulare County Courthouse, Rm. 303**

**Visalia, CA 93291**

**Phone: (559) 733-6973**

**Subcontractor:**

**Family Services of Tulare County**

**815 W. Oak Street**

**Visalia, CA 93291**

**(559) 741-7310**

**13. Superior Court of California, Yuba County**

**Contact: John Summers**

**215 Fifth Street**

**Marysville, CA**

**Phone: (530) 749-7610**

**Subcontractor:**

**Parent Education Network**

**2070 Talbert Drive**

**Chico, CA 95928**

**(530) 898-0391**

# Colorado

**State Access Program Contact:**

Charmaine Yorty, ODR Manager  
 Sharon Daly, Project Manager  
 Colorado Judicial Branch  
 1301 Pennsylvania Street, #110  
 Denver, Colorado 80203  
[charmaine.yorty@judicial.state.co.us](mailto:charmaine.yorty@judicial.state.co.us)  
[Sharon.daly@judicial.state.co.us](mailto:Sharon.daly@judicial.state.co.us)

Annual Federal Grant Award: \$ 130,679  
 Minimum 10% State Match: \$ 13,067

Number of Minor Age Children in Single  
 (Biological) Parent Households: 265,777

**FY 2005 State Program Stats:  
 Clients Served**

Total No. of Parents Served	Fathers	Mothers	Grandparent/ Legal Guardian	Children Involved
1,087	390	694	3	1,018

**Services Provided**

Mediation	Counseling	Parent Education	Supervised Visitation	Neutral Drop-off	Development of Parenting Plans
1,087	0	0*	0*	0	541

**Marital Status**

Married	Separated	Divorced	Unmarried	Unknown
108	217	457	302	0

**Annual Income**

Less than \$10,000	\$10,000 to \$19,000	\$20,000 to \$29,000	\$30,000 to \$39,000	\$40,000 & above	Unknown
226	749	76	22	11	0

**Race/Ethnicity**

American Indian or Alaska Native	American Asian or Pacific Islanders	African-American	White/Caucasian	Hispanic	Other	Unknown
5	11	75	701	282	10	3



Colorado				
Source of Client Referrals				
Self	Court	Child Support	Other	Unknown
0	1,076	0	11	0
Outcomes				
No. of non-custodial parents whose parenting time with children increased as a result of services		541		
<p><b>Local Service Providers:</b></p> <p>1. <b><u>Office of Dispute Resolution</u></b>  <b>Contact: Charmaine Yorty</b>  <b>1301 Pennsylvania St., Suite 110</b>  <b>Denver, CO 80203</b>  <b>Phone: (303) 837-3678</b></p> <p><b>* Parent Education and Supervised Parenting Time providers receive training from ODR. ODR does not provide these services directly to parents. ODR trained 40 Parent Education providers (approximately 7,000 parents could receive parent education classes from the 40 trained providers), and 28 Supervised Visitation Providers.</b></p>				

# Connecticut

**State Access Program Contact:**

**Diane Fray**  
**Department of Social Services**  
**Bureau of Child Support Enforcement**  
**25 Sigourney St., 10<sup>th</sup> Floor**  
**Hartford, Connecticut 06105**  
**Internet: [Diane.fray@po.state.ct.us](mailto:Diane.fray@po.state.ct.us)**  
**[joseph.ditunno@state.jud.ct.gov](mailto:joseph.ditunno@state.jud.ct.gov) (Court Contact,**  
**Judicial Branch)**

**Annual Federal Grant Award: \$ 105,000**

**Minimum 10% State Match: \$ 15,000**

**Number of Minor Age Children in Single  
 (Biological) Parent Households: 211,930**

**FY 2005 State Program Stats:  
 Clients Served**

<b>Total No. of Parents Served</b>	<b>Fathers</b>	<b>Mothers</b>	<b>Grandparent/ Legal Guardian</b>	<b>Children Involved</b>
<b>348</b>	<b>172</b>	<b>174</b>	<b>2</b>	<b>330</b>

**Services Provided**

<b>Mediation</b>	<b>Counseling</b>	<b>Parent Education</b>	<b>Supervised Visitation</b>	<b>Neutral Drop-off</b>	<b>Development of Parenting Plans</b>
<b>240</b>	<b>0</b>	<b>0</b>	<b>108</b>	<b>0</b>	<b>120</b>

**Marital Status**

<b>Married</b>	<b>Separated</b>	<b>Divorced</b>	<b>Unmarried</b>	<b>Unknown</b>
<b>12</b>	<b>24</b>	<b>60</b>	<b>250</b>	<b>2</b>

**Annual Income**

<b>Less than \$10,000</b>	<b>\$10,000 to \$19,000</b>	<b>\$20,000 to \$29,000</b>	<b>\$30,000 to \$39,000</b>	<b>\$40,000 &amp; above</b>	<b>Unknown</b>
<b>89</b>	<b>81</b>	<b>93</b>	<b>52</b>	<b>30</b>	<b>3</b>

**Race/Ethnicity**

<b>American Indian or Alaska Native</b>	<b>American Asian or Pacific Islanders</b>	<b>African- American</b>	<b>White/ Caucasian</b>	<b>Hispanic</b>	<b>Other</b>	<b>Unknown</b>
<b>0</b>	<b>0</b>	<b>127</b>	<b>129</b>	<b>90</b>	<b>2</b>	<b>0</b>

Connecticut				
Source of Client Referrals				
Self	Court	Child Support	Other	Unknown
38	298	12	0	0
Outcomes				
No. of non-custodial parents whose parenting time with children increased as a result of services		163		
<p><b>Local Service Providers:</b></p> <ol style="list-style-type: none"> <li> <p><b><u>Judicial Branch</u></b>            CSSD-Family Services            18 Trinity Street            Hartford, CT 06106            Contact: Roger Frigon            Phone: (860) 566-3140</p> </li> <li> <p><b><u>AMPS, Inc.</u></b>            7 Keynote Drive, Suite B            Vernon, CT 06066            Contact: <a href="mailto:annjohntul@aol.com">annjohntul@aol.com</a>            Phone: (860) 870-8788</p> </li> </ol>				

# Delaware

**State Access Program Contact:**

**Jane Rattenni**

**Division of State Service Centers**

**1901 N. DuPont Highway, Debnam Building**

**New Castle, Delaware 19720**

[jane.rattenni@state.de.us](mailto:jane.rattenni@state.de.us)

**Annual Federal Grant Award: \$ 100,000**

**Minimum 10% State Match: \$ 11,111**

**State of Delaware General Funds: \$ 375,589**

**Number of Minor Age Children in Single  
(Biological) Parent Households: 56,415**

**FY 2005 State Program Stats:**

**Clients Served**

Total No. of Parents Served	Fathers	Mothers	Grandparent/ Legal Guardian	Children Involved
599	269	295	35	468

**Services Provided**

Mediation	Counseling	Parent Education	Supervised Visitation	Neutral Drop-off	Development of Parenting Plans
0	0	0	2,532	1,202	0

**Marital Status**

Married	Separated	Divorced	Unmarried	Unknown
98	30	180	206	110

**Annual Income**

Less than \$10,000	\$10,000 to \$19,000	\$20,000 to \$29,000	\$30,000 to \$39,000	\$40,000 & above	Unknown
86	121	103	33	21	260

**Race/Ethnicity**

American Indian or Alaska Native	American Asian or Pacific Islanders	African-American	White/Caucasian	Hispanic	Other	Unknown
3	0	143	418	41	11	8

<b>Delaware</b>			
<b>Source of Client Referrals</b>			
<b>Self</b>	<b>Court</b>	<b>Child Support</b>	<b>Other</b>
<b>7</b>	<b>526</b>	<b>0</b>	<b>66</b>
<b>Outcomes</b>			
<b>No. of non-custodial parents whose parenting time with children increased as a result of services</b>		<b>225</b>	

**Local Service Providers:**

1.     **Child Inc., Family Visitation Centers**  
**507 Philadelphia Pike**  
**Wilmington, DE 19809**  
**(302) 762-8989**
  
2.     **Peoples Place II, Family Visitation Centers**  
**1131 Airport Road**  
**Milford, DE 19963**  
**(302) 424-2420**

# District of Columbia

**State Access Program Contact:**

Angela Thornton Harvey  
Office of the Attorney General/CSSD  
441 4<sup>th</sup> Street, N.W., 5<sup>th</sup> Floor North  
Washington, DC 20001  
[angela.harvey@dc.gov](mailto:angela.harvey@dc.gov)

**Annual Federal Grant Award:** \$ 100,000  
**Minimum 10% State Match:** \$ 11,111

**Number of Minor Age Children in Single  
(Biological) Parent Households:** 55,601

**FY 2005 State Program Stats:  
Clients Served**

Total No. of Parents Served	Fathers	Mothers	Grandparent/ Legal Guardian	Children Involved		
180	99	77	4	154		
<b>Services Provided</b>						
Mediation	Counseling	Parent Education	Supervised Visitation	Neutral Drop-off	Development of Parenting Plans	
0	0	125	81	98	0	
<b>Marital Status</b>						
Married	Separated	Divorced	Unmarried	Unknown		
43	12	12	112	1		
<b>Annual Income</b>						
Less than \$10,000	\$10,000 to \$19,000	\$20,000 to \$29,000	\$30,000 to \$39,000	\$40,000 & above	Unknown	
16	23	39	13	10	79	
<b>Race/Ethnicity</b>						
American Indian or Alaska Native	American Asian or Pacific Islanders	African-American	White/Caucasian	Hispanic	Other	Unknown
0	2	143	9	18	7	0

<b>District of Columbia</b>			
<b>Source of Client Referrals</b>			
<b>Self</b>	<b>Court</b>	<b>Child Support</b>	<b>Other/unknown</b>
<b>2</b>	<b>175</b>	<b>0</b>	<b>3</b>
<b>Outcomes</b>			
<b>No. of non-custodial parents whose parenting time with children increased as a result of services</b>		<b>116</b>	
<p><b>Local Service Providers:</b></p> <ol style="list-style-type: none"> <li>1.     <u><b>Superior Court of the District of Columbia</b></u>  Contact: Cheryl Bailey  500 Indiana Ave., NW  Suite 1500  Washington, DC 20001  Phone: (202) 879-1434</li>   <li>2.     <u><b>Children’s Rights Council – Hillcrest Children’s Center</b></u>  Contact: Frank Banner  1325 W St., N.W., 3<sup>rd</sup> Floor  Washington, D.C. 20009  Phone: (202) 353-2808</li> </ol>			

# Florida

**State Access Program Contact:**

**Sherri Michel-Singer**  
**Department of Children and Families**  
**1317 Winewood Blvd.**  
**Bldg. 6, Room 146**  
**Tallahassee, Florida 32399**  
**Phone: (850) 922-2607**  
[sherri\\_michel-singer@dcf.state.fl.us](mailto:sherri_michel-singer@dcf.state.fl.us)

**Annual Federal Grant Award:** \$ 519,757

**Minimum 10% State Match:** \$ 51,975

**Number of Minor Age Children in Single  
(Biological) Parent Households:** 1,180,766

**FY 2005 State Program Stats:  
Clients Served**

Total No. of Parents Served	Fathers	Mothers	Grandparent/ Legal Guardian	Children Involved
1,664	669	857	128	1,982

**Services Provided**

Mediation	Counseling	Parent Education	Supervised Visitation	Neutral Drop-off	Development of Parenting Plans
2	0	3	3,931	390	0

**Marital Status**

Married	Separated	Divorced	Unmarried	Unknown
292	167	296	611	0

**Annual Income**

Less than \$10,000	\$10,000 to \$19,000	\$20,000 to \$29,000	\$30,000 to \$39,000	\$40,000 & above	Unknown
331	278	201	78	45	0

**Race/Ethnicity**

American Indian or Alaska Native	American Asian or Pacific Islanders	African-American	White/Caucasian	Hispanic	Other	Unknown
9	5	264	1,159	190	37	0



<b>Florida</b>			
<b>Source of Client Referrals</b>			
<b>Self</b>	<b>Court</b>	<b>Child Support</b>	<b>Other</b>
<b>3</b>	<b>1,503</b>	<b>3</b>	<b>155</b>
<b>Outcomes</b>			
<b>No. of non-custodial parents whose parenting time with children increased as a result of services</b>		<b>1,570</b>	
<p style="text-align: center;"><b>Local Service Providers:</b></p> <ol style="list-style-type: none"> <li>1.     <b><u>Fran Frick Family Visitation Center</u></b>  PO Box 19136  Pensacola, FL 32526  Phone: (850) 494-5975</li>   <li>2.     <b><u>Judge Ben Gordon, Jr.</u></b>  Family Visitation Center  1 Old Ferry Road  PO Box 436  Shalimar, FL 32579  Phone: (850) 609-1851</li>   <li>3.     <b><u>The Family Visitation Program of Tallahassee</u></b>  715 W. Gaines Street  Tallahassee, FL  Phone: (850) 645-5612</li>   <li>4.     <b><u>The Children's Home Society</u></b>  Family Visitation Center of Suwannee Valley  830 Old Columbia City Rd.  Lake City, FL 32025  Phone: (386) 758-0591</li>   <li>5.     <b><u>Children's Home Society</u></b>  Family Visitation Center of Alachua County  1409 NW 36 Place  Gainesville, FL 32605  Phone: (351) 344-0882</li>   <li>6.     <b><u>Family Nurturing Center of Florida</u></b>  1221 King Street  Jacksonville, FL 32204  Phone: (904) 389-4244</li> </ol>			

## Florida

7. **Family Resources, Inc.**  
361 6<sup>th</sup> Avenue West  
Bradenton, FL 94205  
Phone: (941) 741-3578
8. **The Visitation Center of CASA**  
PO Box 414  
St. Petersburg, FL 33731  
Phone: (727) 895-4912
9. **The Family Ties**  
425 North Orange Avenue  
Ste. 330  
Orlando, FL 32801  
Phone: (407) 836-0426
10. **The Salvation Army**  
Brevard Co. DV Program  
PO Box 1540  
Cocoa, FL 32923  
Phone: (321) 632-6060
11. **The Family Connection Program**  
PO Box 1989  
County Courthouse  
205 N. Dixie Highway  
Room 3.1118  
W. Palm Beach, FL 33401  
Phone: (561) 355-2739
12. **Citrus Co. Family Visitation Center**  
204 S. Seminole Avenue  
Inverness, FL 34748  
Phone: (850) 645-5612
13. **Friends of Our House, Inc.**  
408 NE 4<sup>th</sup> Street  
Ft. Lauderdale, FL 33301  
Phone: (954) 765-4159 x144

**Florida**

14. **Children's Home Society - Family Visitation Center**  
1471 NW 8<sup>th</sup> Ave.  
Miami, FL  
Phone: (305) 325-2632
  
15. **Children's Home Society-The Family Tree House**  
**Visitation Center**  
525 S. Ridgewood Ave.  
Daytona Beach, FL 32114  
Phone: (386) 323-2550
  
16. **The Family Visitation Center of Ocala**  
216 NE Sanchez Ave.  
Ocala, FL 34470  
Phone: (352) 622-9408
  
17. **Hernando County Visitation Center**  
275 Oak Street  
Brooksville, FL 34601  
Phone: (352) 796-7024
  
18. **Lake Sumter Children's Advocacy Center**  
220 N. Rockingham Ave.  
Tavares, FL 32778  
Phone: (352) 343-6200
  
19. **Children's Home Society**  
**New Foundation Family Supervised Visitation Center**  
PO Box 9000 Drawer J148  
255 Broadway  
Bartow, FL 33830  
Phone: (863) 534-4357
  
20. **Valued Visits Exchange Club CASTLE**  
3525 SW Midway Road  
Ft. Pierce, FL 34981  
Phone: (772) 465-6011 x44
  
21. **Lutheran Services of Florida**  
3615 Central Ave., #4  
Ft. Myers, FL 33901  
Phone: (239) 278-1140

## Florida

22. **Ruth Cooper Center**  
2789 Ortiz Avenue, S.E.  
Fort Myers, FL 33905  
Phone: (239) 275-0058
  
23. **Family Preservation Services**  
2180 West First Street, Suite 208  
Fort Myers, FL 33901  
Phone: (239) 332-8009
  
24. **CHS- Osceola Family Visitation Center**  
2653 Michigan Ave.  
Kissimmee, FL 34744  
Phone: (863) 519-3900
  
25. **The Family Support and Visitation Center**  
118 Pasadena Place  
Orlando, FL 32803  
Phone: (407) 999-5577

# Georgia

**State Access Program Contact:**

**Russell Eastman  
 Department of Human Resources  
 Office of Child Support Enforcement  
 Two Peachtree Street, NW, Suite 20.392  
 Atlanta, Georgia 30303  
[reastman@dhr.state.ga.us](mailto:reastman@dhr.state.ga.us)**

**Annual Federal Grant Award: \$ 274,041**  
**Minimum 10% State Match: \$ 30,227**

**Number of Minor Age Children in Single  
 (Biological) Parent Households: 633,929**

**FY 2005 State Program Stats:  
 Clients Served**

Total No. of Parents Served	Fathers	Mothers	Grandparent/ Legal Guardian	Children Involved
635	635	0	0	444

**Services Provided**

Mediation	Counseling	Parent Education	Supervised Visitation	Neutral Drop-off	Development of Parenting Plans
48	270	635	303	4	39

**Marital Status**

Married	Separated	Divorced	Unmarried	Unknown
0	27	88	520	0

**Annual Income**

Less than \$10,000	\$10,000 to \$19,000	\$20,000 to \$29,000	\$30,000 to \$39,000	\$40,000 & above	Unknown
263	141	137	55	39	0

**Race/Ethnicity**

American Indian or Alaska Native	American Asian or Pacific Islanders	African-American	White/Caucasian	Hispanic	Other	Unknown
2	3	515	90	18	7	0

<b>Georgia</b>				
<b>Source of Client Referrals</b>				
<b>Self</b>	<b>Court</b>	<b>Child Support</b>	<b>Other</b>	<b>Unknown</b>
<b>9</b>	<b>21</b>	<b>423</b>	<b>182</b>	<b>0</b>
<b>Outcomes</b>				
<b>No. of non-custodial parents whose parenting time with children increased as a result of services</b>		<b>164</b>		
<p><b>Local Service Providers:</b></p> <p><b>1. <u>Families First, Inc.</u></b>  <b>Areas served: north, southwest, and southeast Georgia</b>  <b>1105 West Peachtree Street, NE</b>  <b>Atlanta, GA 30309-3608</b>  <b>Phone: (404) 853-2819</b></p>				

# Guam

**State Access Program Contact:**

**John B. Camacho**  
**Office of the Attorney General**  
**Special Projects Coordinator**  
**Access and Visitation**  
**The Justice Building**  
**287 West O'Brien Drive**  
**Hagatna, Guam 96910**  
**Internet: [john.camacho@guamcse.net](mailto:john.camacho@guamcse.net)**

**Annual Federal Grant Award: \$100,000**  
**No Match Required**

**Number of Minor Age Children in Single  
(Biological) Parent Households:**

**Local Service Provider:**

**Inafa Maolek Conciliation**  
**411 East Sunset Blvd.**  
**Tiyan, Guam 96913**  
**Phone: (671) 475-1977**

**No data available.**

# Hawaii

**State Access Program Contact:**

**Maureen Kiehm**  
**First Judicial Circuit – Office of the Judiciary**  
**PO Box 3498**  
**Honolulu, Hawaii 96811-3498**  
[maureen.n.kiem@courts.state.hi.us](mailto:maureen.n.kiem@courts.state.hi.us)

**Annual Federal Grant Award:** \$ 100,000  
**Minimum 10% State Match:** \$ 11,111  
**State General Funds:** \$ 200,000  
**Safe Havens Grant:** \$ 66,000

**Number of Minor Age Children in Single  
 (Biological) Parent Households:** 71,351

**FY 2005 State Program Stats:  
 Clients Served**

<b>Total No. of Parents Served</b>	<b>Fathers</b>	<b>Mothers</b>	<b>Grandparent/ Legal Guardian</b>	<b>Children Involved</b>
<b>540</b>	<b>230</b>	<b>308</b>	<b>2</b>	<b>396</b>

**Services Provided**

<b>Mediation</b>	<b>Counseling</b>	<b>Parent Education</b>	<b>Supervised Visitation</b>	<b>Neutral Drop-off</b>	<b>Development of Parenting Plans</b>
<b>0</b>	<b>0</b>	<b>0</b>	<b>66</b>	<b>66</b>	<b>0</b>

**Marital Status**

<b>Married</b>	<b>Separated</b>	<b>Divorced</b>	<b>Unmarried</b>	<b>Unknown</b>
<b>194</b>	<b>24</b>	<b>68</b>	<b>254</b>	<b>0</b>

**Annual Income**

<b>Less than \$10,000</b>	<b>\$10,000 to \$19,000</b>	<b>\$20,000 to \$29,000</b>	<b>\$30,000 to \$39,000</b>	<b>\$40,000 &amp; above</b>	<b>Unknown</b>
<b>223</b>	<b>96</b>	<b>103</b>	<b>66</b>	<b>52</b>	<b>0</b>

**Race/Ethnicity**

<b>American Indian or Alaska Native</b>	<b>American Asian or Pacific Islanders</b>	<b>African- American</b>	<b>White/ Caucasian</b>	<b>Hispanic</b>	<b>Other</b>	<b>Unknown</b>
<b>0</b>	<b>245</b>	<b>7</b>	<b>144</b>	<b>17</b>	<b>127</b>	<b>0</b>



<b>Hawaii</b>				
<b>Source of Client Referrals</b>				
<b>Self</b>	<b>Court</b>	<b>Child Support</b>	<b>Other</b>	<b>Unknown</b>
<b>44</b>	<b>496</b>	<b>0</b>	<b>0</b>	<b>0</b>
<b>Outcomes</b>				
<b>No. of non-custodial parents whose parenting time with children increased as a result of services</b>		<b>269</b>		
<b>Local Service Providers:</b>				
<ol style="list-style-type: none"> <li> <b><u>Family Visitation Center - Island of Hawaii YMCA</u></b>  <b><u>Hilo Family Visitation Center</u></b>  <b>300 W. Lanikanla St.</b>  <b>Hilo, HI 96720</b>  <b>Phone: (808) 935-3721</b> </li> </ol>				

# Idaho

**State Access Program Contact:**

**Viki Howard, Family & Community Services**  
**Department of Health and Welfare**  
**450 W. State St., PO Box 83720**  
**Boise, Idaho 83720-0036**  
[vicky1@cablone.net](mailto:vicky1@cablone.net)

Annual Federal Grant Award:	<b>\$ 100,000</b>
Minimum 10% State Match:	<b>\$ 11,111</b>
County Supplemental Funds:	<b>\$ 156,580</b>

Number of Minor Age Children in Single (Biological) Parent Households:	<b>68,006</b>
---	---------------

**FY 2005 State Program Stats:**  
**Clients Served**

Total No. of Parents Served	Fathers	Mothers	Grandparent/ Legal Guardian	Children Involved
<b>434</b>	<b>186</b>	<b>248</b>	<b>0</b>	<b>527</b>

**Services Provided**

Mediation	Counseling	Parent Education	Supervised Visitation	Neutral Drop-off	Development of Parenting Plans
<b>0</b>	<b>0</b>	<b>0</b>	<b>0</b>	<b>0</b>	<b>434</b>

**Marital Status**

Married	Separated	Divorced	Unmarried	Unknown
<b>93</b>	<b>264</b>	<b>14</b>	<b>63</b>	<b>0</b>

**Annual Income**

Less than \$10,000	\$10,000 to \$19,000	\$20,000 to \$29,000	\$30,000 to \$39,000	\$40,000 & above	Unknown
<b>100</b>	<b>121</b>	<b>99</b>	<b>56</b>	<b>58</b>	<b>0</b>

**Race/Ethnicity**

American Indian or Alaska Native	American Asian or Pacific Islanders	African- American	White/ Caucasian	Hispanic	Other	Unknown
<b>8</b>	<b>8</b>	<b>9</b>	<b>385</b>	<b>23</b>	<b>1</b>	<b>0</b>

<b>Idaho</b>			
<b>Source of Client Referrals</b>			
<b>Self</b>	<b>Court</b>	<b>Child Support</b>	<b>Other</b>
<b>55</b>	<b>356</b>	<b>13</b>	<b>10</b>
<b>Outcomes</b>			
<b>No. of non-custodial parents whose parenting time with children increased as a result of services</b>		<b>From 2 sites: 295 parents</b>	
<p style="text-align: center;"><b>Local Service Providers:</b></p> <ol style="list-style-type: none"> <li>1.     <b><u>Fourth Judicial District Family Court Services &amp; Court Assistance</u></b>  Ada County Courthouse  200 W. Front Street, Room 4170  Boise, ID 83702  Phone: (208) 287-7500</li>   <li>2.     <b><u>Sixth Judicial District, Court Assistance Office</u></b>  Bannock County Courthouse  624 East Center, Room 220  Pocatello, ID 83201  Phone: (208) 236-7012</li> </ol>			

# Illinois

**State Access Program Contact:**

**Norris A. Stevenson**  
**Illinois Department of Healthcare and Family**  
**Services/Division of Child Support Enforcement**  
**32 West Randolph Street, 11<sup>th</sup> Floor**  
**Chicago, Illinois 60601**  
[aidd5114@idpa.state.il.us](mailto:aidd5114@idpa.state.il.us)

**Annual Federal Grant Award:** \$ 329,141  
**Minimum 10% State Match:** \$ 36,571

**Number of Minor Age Children in Single**  
**(Biological) Parent Households:** 757,391

**FY 2005 Program Stats:**

**Parents Served**

Total Parents Served	Fathers	Mothers	Grandparent/ Legal Guardian	Children Involved
2337	1177	1143	17	1706

**Services Provided**

Mediation	Counseling	Parent Education	Supervised Visitation	Neutral Drop-off	Development of Parenting Plans
801	0	1292	250	127	673

**Marital Status**

Married	Separated	Divorced	Unmarried	Unknown
131	86	153	1841	126

**Annual Income**

Less than \$10,000	\$10,000 to \$19,000	\$20,000 to \$29,000	\$30,000 to \$39,000	\$40,000 & above	Unknown
732	484	326	208	211	376

**Race/Ethnicity**

American Indian or Alaska Native	American Asian or Pacific Islanders	African-American	White/Caucasian	Hispanic	Other	Unknown
2	16	939	714	407	163	96

<b>Illinois</b>				
<b>Source of Client Referrals</b>				
<b>Self</b>	<b>Court</b>	<b>Child Support</b>	<b>Other</b>	<b>Unknown</b>
<b>20</b>	<b>1491</b>	<b>367</b>	<b>0</b>	<b>459</b>
<b>Outcomes</b>				
<b>No. of non-custodial parents whose parenting time with children increased as a result of services</b>			<b>450</b>	
<p><b>Local Service Providers:</b></p> <ol style="list-style-type: none"> <li>1. <b><u>Circuit Court of Cook County/Court Facilitation</u></b>  69 West Washington, 10<sup>th</sup> Floor  Chicago, IL 60601  Phone: (312) 603-1552</li>   <li>2. <b><u>Circuit Court of Dupage County/Parents and Kids in Partnership</u></b>  421 North County Farm Road  Wheaton, IL 60187  Phone: (630) 681-2200</li>   <li>3. <b><u>Tenth Judicial Circuit Court Visitation Center</u></b>  324 Main Street, Room 215  Peoria, IL 60602-1363  Phone: (309) 672-6088</li> </ol>				

# Indiana

**State Access Program Contact:**

**Thelzeda Moore**  
**Department of Child Services**  
**Child Support Bureau**  
**402 West Washington Street, Room W360**  
**Indianapolis, Indiana 46204**  
[Thelzeda.Moore@dcs.in.gov](mailto:Thelzeda.Moore@dcs.in.gov)

**Annual Federal Grant Award:** \$164,289  
**Minimum 10% State Match:** \$ 18,254

**Number of Minor Age Children in Single (Biological) Parent Households:** 362,667

**FY 2005 Program Stats:**  
**Parents Served**

Total Parents Served	Fathers	Mothers	Grandparent/ Legal Guardian	Children Involved
312	240	71	1	255

**Services Provided**

Mediation	Counseling	Parent Education	Supervised Visitation	Neutral Drop-off	Development of Parenting Plans
78	78	116	56	6	93

**Marital Status**

Married	Separated	Divorced	Unmarried	Unknown
26	192	89	5	0

**Annual Income**

Less than \$10,000	\$10,000 to \$19,000	\$20,000 to \$29,000	\$30,000 to \$39,000	\$40,000 & Above	Unknown
245	44	23	0	0	0

**Race/Ethnicity**

American Indian or Alaska Native	American Asian or Pacific Islanders	African-American	White/Caucasian	Hispanic	Other	Unknown
1	1	42	257	5	0	6

<b>Indiana</b>				
<b>Source of Client Referrals</b>				
<b>Self</b>	<b>Court</b>	<b>Child Support</b>	<b>Other</b>	<b>Unknown</b>
<b>50</b>	<b>146</b>	<b>37</b>	<b>79</b>	<b>0</b>
<b>Outcomes</b>				
<b>No. of non-custodial parents whose parenting time with children increased as a result of services</b>		<b>131</b>		
<p style="text-align: center;"><b>Local Service Providers:</b></p> <ol style="list-style-type: none"> <li>1.     <b><u>Marion Superior Courts</u></b>  The Access Program  200 East Washington St. T-1221  Indianapolis, IN 46204  Phone: (317) 327-3705</li>   <li>2.     <b><u>Advocates for Involved Fathers</u></b>  Bartholomew Area Legal Aid, Inc.  1531 13<sup>th</sup> Street, Suite G330  Columbus, IN 47201  Phone: (812) 372-8933</li>   <li>3.     <b><u>PACT – Parents Apart Cooperating Together Parenting Program</u></b>  Purdue University Extension, Henry Co.  201 Race St., Ste 303  New Castle, IN 47362  Phone: (765) 529-5002</li>   <li>4.     <b><u>Family Access Program Brown County Board of County Commissioners</u></b>  211 South Van Buren Street, Ste U1  PO Box 686  Nashville, IN 47448  Phone: (812) 988-9887</li> </ol>				

# Iowa

**State Access Program Contact:**

**Harold Coleman**  
**Department of Human Services**  
**Bureau of Collections**  
**400 SW 8<sup>th</sup> St., Suite M**  
**Des Moines, Iowa 50309-4691**  
[hcolema@dhs.state.ia.us](mailto:hcolema@dhs.state.ia.us)

**Annual Federal Grant Award:** \$ 100,000  
**Minimum 10% State Match:** \$ 11,111

**Number of Minor Age Children in Single  
 (Biological) Parent Households:** 143,767

**FY 2005 State Program Stats:**  
**Clients Served**

Total No. of Parents Served	Fathers	Mothers	Grandparent/ Legal Guardian	Children Involved		
104	49	46	9	90		
<b>Services Provided</b>						
Mediation	Counseling	Parent Education	Supervised Visitation	Neutral Drop-off	Development of Parenting Plans	
16	72	58	80	92	1	
<b>Marital Status</b>						
Married	Separated	Divorced	Unmarried	Unknown		
19	10	34	41	0		
<b>Annual Income</b>						
Less than \$10,000	\$10,000 to \$19,000	\$20,000 to \$29,000	\$30,000 to \$39,000	\$40,000 & above	Unknown	
11	16	49	16	12	0	
<b>Race/Ethnicity</b>						
American Indian or Alaska Native	American Asian or Pacific Islanders	African-American	White/Caucasian	Hispanic	Other	Unknown
1	0	3	97	1	2	0



<b>Iowa</b>			
<b>Source of Client Referrals</b>			
<b>Self</b>	<b>Court</b>	<b>Child Support</b>	<b>Other</b>
<b>43</b>	<b>20</b>	<b>0</b>	<b>41</b>
<b>Outcomes</b>			
<b>No. of non-custodial parents whose parenting time with children increased as a result of services</b>		<b>53</b>	
<p style="text-align: center;"><b>Local Service Providers:</b></p> <ol style="list-style-type: none"> <li>1.     <b><u>Good Connections, Inc.</u></b>  1109 Division Street  Boone, IA 50036  Phone: (515) 432-6911</li>   <li>2.     <b><u>Youth and Shelter Services, Inc.</u></b>  11 E. State Street  Marshalltown, IA 50158  Phone: (641) 752-2300</li>   <li>3.     <b><u>Father Flanagan's Boys Home</u></b>  1413 W. Broadway  Council Bluffs, IA 51501  Phone: (712) 323-4011</li> </ol>			

# Kansas

**State Access Program Contact:**

**Juliene Maska**  
**Governor's Grants Program**  
**300 SW 10<sup>th</sup> Avenue, Room 212 South**  
**Topeka, KS 66612**  
[Juliene.maska@gov.state.ks.us](mailto:Juliene.maska@gov.state.ks.us)

**Annual Federal Grant Award:** \$100,000  
**Minimum 10% State Match:** \$ 11,111

**Number of Minor Age Children in Single  
(Biological) Parent Households:** 137,592

**FY 2005 Program Stats:  
Parents Served**

Total Parents Served	Fathers	Mothers	Grandparent/ Legal Guardian	Children Involved
958	440	448	70	732

**Services Provided**

Mediation	Counseling	Parent Education	Supervised Visitation	Neutral Drop-off	Development of Parenting Plans
16	0	0	338	296	0

**Marital Status**

Married	Separated	Divorced	Unmarried	Unknown
6	92	488	366	6

**Annual Income**

Less than \$10,000	\$10,000 to \$19,000	\$20,000 to \$29,000	\$30,000 to \$39,000	\$40,000 & above	Unknown
231	259	298	111	53	6

**Race/Ethnicity**

American Indian or Alaska Native	American Asian or Pacific Islanders	African-American	White/Caucasian	Hispanic	Other	Unknown
8	3	65	800	63	13	6

Kansas				
Source of Client Referrals				
Self	Court	Child Support	Other	Unknown
44	868	0	40	6
Outcomes				
No. of non-custodial parents whose parenting time with children increased as a result of services		475		
<p><b>Local Service Providers:</b></p> <ol style="list-style-type: none"> <li> <p><b><u>Hope Unlimited</u></b>  Child Exchange &amp; Parenting Center  P.O. Box 12  Iola, KS 66749  Phone: (620) 365-7566</p> </li> <li> <p><b><u>12<sup>th</sup> Judicial District</u></b>  Supervised Visits and Child Exchange Center  811 Washington  Concordia, KS 66901  Phone: (785) 335-2877</p> </li> <li> <p><b><u>Crisis Resource Center of SE Kansas</u></b>  Child Exchange and Visitation Center  669 S 69 HWY  Pittsburg, KS 66762  Phone: (620) 231-8692</p> </li> <li> <p><b><u>The Farm</u></b>  Douglas Visitation and Exchange Center  910 West 24<sup>th</sup> Street  Lawrence, KS 66047  Phone: (785) 749-2664</p> </li> <li> <p><b><u>First Judicial CASA Parenting Time/Supervised Visitation/Monitored Exchange Program</u></b>  100 S. 5<sup>th</sup> Street  Leavenworth, KS 66048  (913) 651-6440</p> </li> </ol>				

**Kansas**

6. **SOS Child Visitation and Exchange Center**  
P.O. Box 1191  
Emporia, KS 66801  
Phone: (620) 343-8799
  
7. **Sexual Assault/Domestic Violence Center Child Visitation and Exchange Center**  
400 West 2<sup>nd</sup>, Suite B  
Hutchinson, KS 67501  
Phone: (620) 665-3630
  
8. **Sunflower CASA Project Sunflower Bridge – Riley County Child Exchange and Visitation Center**  
P.O. Box 158  
Manhattan, KS 66505  
Phone: (785) 537-6367
  
9. **Wichita Children’s Home Child Access**  
810 N. Holyoke  
Wichita, KS 67208  
Phone: (316) 684-6581
  
10. **YMCA of Topeka Safe Visit Program**  
2036 NW Taylor  
Topeka, KS 66608  
Phone: (785) 234-4677

# Kentucky

**State Access Program Contact:**

**Gayle L. Yocum**  
**Cabinet for Health and Family Services**  
**275 E. Main St., 3 E-B**  
**Frankfort, KY 40621**  
[gayle.yocum@ky.gov](mailto:gayle.yocum@ky.gov)

**Annual Federal Grant Award:** \$ 115,835

**Minimum 10% State Match:** \$ 12,871

**Number of Minor Age Children in Single  
(Biological) Parent Households:** 269,731

**FY 2005 Program Stats:  
Parents Served**

Total Parents Served	Fathers	Mothers	Grandparent/ Legal Guardian	Children Involved
207	79	92	36	143

**Services Provided**

Mediation	Counseling	Parent Education	Supervised Visitation	Neutral Drop-off	Development of Parenting Plans
10	0	0	200	1	0

**Marital Status**

Married	Separated	Divorced	Unmarried	Unknown
58	5	57	54	33

**Annual Income**

Less than \$10,000	\$10,000 to \$19,000	\$20,000 to \$29,000	\$30,000 to \$39,000	\$40,000 & above	Unknown
65	44	36	28	34	0

**Race/Ethnicity**

American Indian or Alaska Native	American Asian or Pacific Islanders	African-American	White/Caucasian	Hispanic	Other	Unknown
6	1	4	193	3	2	2

<b>Kentucky</b>				
<b>Source of Client Referrals</b>				
<b>Self</b>	<b>Court</b>	<b>Child Support</b>	<b>Other</b>	<b>Unknown</b>
<b>5</b>	<b>183</b>	<b>53</b>	<b>16</b>	<b>50</b>
<b>Outcomes</b>				
<b>No. of non-custodial parents whose parenting time with children increased as a result of services</b>			<b>111</b>	
<p style="text-align: center;"><b>Local Service Providers:</b></p> <ol style="list-style-type: none"> <li>1.     <b><u>Lexington-Fayette Urban Co. Govt., Friend of the Court</u></b>  120 N. Limestone, 4<sup>th</sup> Floor  Lexington, KY 40507  Phone: (859) 246-2222</li>   <li>2.     <b><u>Family Nurturing Center</u></b>  7990 Dixie Highway  Florence, KY 41042  Phone: (859) 525-3200</li> </ol>				

# Louisiana

**State Access Program Contact:**

**Betty Holmes**  
**Department of Social Services**  
**Support Enforcement Services**  
**627 North 4<sup>th</sup> Street**  
**Baton Rouge, LA 70802**  
[bholmes@dss.state.la.us](mailto:bholmes@dss.state.la.us)

**Annual Federal Grant Award:** \$ 170,073  
**Minimum 10% State Match:** \$ 19,453

**Number of Minor Age Children in Single  
(Biological) Parent Households:** 366,977

**FY 2005 Program Stats:**  
**Parents Served**

Total Parents Served	Fathers	Mothers	Grandparent/ Legal Guardian	Children Involved
950	472	472	6	638

**Services Provided**

Mediation	Counseling	Parent Education	Supervised Visitation	Neutral Drop-off	Development of Parenting Plans
231	81	384	14	4	17

**Marital Status**

Married	Separated	Divorced	Unmarried	Unknown
0	60	143	456	291

**Annual Income**

Less than \$10,000	\$10,000 to \$19,000	\$20,000 to \$29,000	\$30,000 to \$39,000	\$40,000 & above	Unknown
471	303	87	38	25	26

**Race/Ethnicity**

American Indian or Alaska Native	American Asian or Pacific Islanders	African-American	White/Caucasian	Hispanic	Other	Unknown
0	0	454	199	2	4	291

<b>Louisiana</b>				
<b>Source of Client Referrals</b>				
<b>Self</b>	<b>Court</b>	<b>Child Support</b>	<b>Other</b>	<b>Unknown</b>
<b>81</b>	<b>86</b>	<b>177</b>	<b>142</b>	<b>464</b>
<b>Outcomes</b>				
<b>No. of non-custodial parents whose parenting time with children increased as a result of services</b>			<b>342</b>	
<p style="text-align: center;"><b>Local Service Providers:</b></p> <ol style="list-style-type: none"> <li>1.     <b><u>LA Family Council</u></b>  P. O. Box 6907  Metaire, LA 70009  Phone: (504) 821-5493</li>   <li>2.     <b><u>14<sup>th</sup> Judicial Family &amp; Juvenile Court</u></b>  P.O. Box 3210  Lake Charles, LA 70602  Phone: (337) 437-3363</li> </ol>				



# Maine

**State Access Program Contact:**

**Kirsten Skorpen**  
**Administrative Office of the Courts**  
**Family Division**  
**171 State House Station**  
**Augusta, Maine 04333-0171**  
[Kirsten.f.skorpen@maine.gov](mailto:Kirsten.f.skorpen@maine.gov)

**Annual Federal Grant Award:** \$ 100,000  
**Minimum 10% State Match:** \$ 11,111

**Number of Minor Age Children in Single  
(Biological) Parent Households:** 75,350

**FY 2005 Program Stats:**  
**Parents Served**

Total Parents Served	Fathers	Mothers	Grandparent/ Legal Guardian	Children Involved
2,964	1,392	1,572	45	3908

**Services Provided**

Mediation	Counseling	Parent Education	Supervised Visitation	Neutral Drop-off	Development of Parenting Plans
0	0	1,991	0	1,072	0

**Marital Status**

Married	Separated	Divorced	Unmarried	Unknown
402	805	910	732	115

**Annual Income**

Less than \$10,000	\$10,000 to \$19,000	\$20,000 to \$29,000	\$30,000 to \$39,000	\$40,000 & above	Unknown
616	900	574	324	540	10

**Race/Ethnicity**

American Indian or Alaska Native	American Asian or Pacific Islanders	African-American	White/Caucasian	Hispanic	Other	Unknown
52	15	18	3,149	43	48	361

Maine				
Source of Client Referrals				
Self	Court	Child Support	Other	Unknown
503	2,189	0	317	45
Outcomes				
No. of non-custodial parents whose parenting time with children increased as a result of services		1,239		
<p style="text-align: center;"><b>Local Service Providers:</b></p> <ol style="list-style-type: none"> <li>1.     <b><u>Family Care Services</u></b>  Family Access Program  18 Payne St., PO Box 91  Springvale, ME 04083  Phone: (207) 490-5847</li>   <li>2.     <b><u>South Paris/Rumford Kids First</u></b>  Community Concepts  19 Market Square PO Box 278  South Paris, ME 04281  Phone: (207) 783-3990</li>   <li>3.     <b><u>Kids First, Augusta</u></b>  Families First  257A Water Street  Augusta, ME 04330  Phone: (207) 626-3428</li>   <li>4.     <b><u>Kids First, Waterville</u></b>  Families First  257A Water Street  Augusta, ME 04330  Phone: (207) 626-3428</li>   <li>5.     <b><u>Kids First, Skowhegan</u></b>  Families First  257A Water Street  Augusta, ME 04330  Phone: (207) 626-3428</li>   <li>6.     <b><u>Safe Family Exchange</u></b>  PO Box 1285  Southwest Harbor, ME  Phone: (207) 266-7620</li> </ol>				

## Maine

7. **Kids First, Portland**  
Kids First Center  
222 St. John St.  
Portland, ME 04102  
Phone: (207) 761-2709
8. **Kids First, Belfast**  
Waldo County Preschool and Family Services  
5 Stephonson Lane  
Belfast, ME 04915  
Phone: (207) 338-2200
9. **The Parent Works**  
PO Box 505  
Rockland, ME 04841  
Phone: (207) 596-0014
10. **For Kids' Sake, Bangor**  
PO Box 6252  
Bangor, ME 04402-6252  
Phone: (207) 942-0859
11. **Moving Forward – CTC of Arrostook**  
454 Houlton Road  
Easton, ME  
Phone: (207) 448-6657
12. **For Kids' Sake, Ellsworth**  
PO Box 6252  
Bangor, ME 04402-6252  
Phone: (207) 942-0859
13. **Home to Home Monitored Exchange**  
PO Box 263  
Brunswick, ME 04011  
Phone: (207) 837-4894
14. **Kids First, Biddleford**  
Kids First Center  
222 St. John St., #101  
Portland, ME 04102  
Phone: (207) 761-2709

**Maine**

15. **Kids First, Topsham**  
Kids First Center  
222 St. John St., #101  
Portland, ME 04102  
Phone: (207) 761-2709
16. **Kids First, Farmington**  
Kids First Center  
222 St. John St., #101  
Portland, ME 04102  
Phone: (207)761-2709
17. **Home-to-Home – Parent Education**  
PO Box 263  
Brunswick, ME 04011  
Phone: (207) 837-4894
18. **Kids First – Health Ways**  
43 South Lubec Road  
Lubec, ME 04652  
Phone: (207) 733-1090
19. **Kids First Center**  
High Conflict Parent Education  
222 St. John St., #101  
Portland, ME 04102  
Phone: (207) 761-2709
20. **Kids First Center**  
Kids First for Women  
222 St. John St., #101 Portland, ME 04102  
Phone: (207) 761-2709

# Maryland

**State Access Program Contact:**

**Salome Peters**

**Office of Community Initiatives**

**Department of Human Resources**

**311 W. Saratoga Street, Rm. 239**

**Baltimore, MD 21201**

**[speters@dhr.state.md.us](mailto:speters@dhr.state.md.us)**

**Annual Federal Grant Award:**

**\$ 176,152**

**Minimum 10% State Match:**

**\$ 19,572**

**Number of Minor Age Children in Single  
(Biological) Parent Households:**

**No data available.**

# Massachusetts

**State Access Program Contact:**

**Marilyn Feldman**

**Department of Revenue/Child Support Enforcement**

**100 Cambridge Street, 5<sup>th</sup> Floor, P.O. Box 9561**

**Boston, MA 02114-9561**

**[feldmanm@dor.state.ma.us](mailto:feldmanm@dor.state.ma.us)**

**Annual Federal Grant Award: \$ 171,937**

**Minimum 10% State Match: \$ 19,104**

**Number of Minor Age Children in Single  
(Biological) Parent Households: 389,559**

**FY 2005 Program Stats:**

**Parents Served**

Total Parents Served	Fathers	Mothers	Grandparent/ Legal Guardian	Children Involved
416	362	54	0	919

**Services Provided**

Mediation	Counseling	Parent Education	Supervised Visitation	Neutral Drop-off	Development of Parenting Plans
0	73	396	0	0	26

**Marital Status**

Married	Separated	Divorced	Unmarried	Unknown
69	24	22	301	0

**Annual Income**

Less than \$10,000	\$10,000 to \$19,000	\$20,000 to \$29,000	\$30,000 to \$39,000	\$40,000 & above	Unknown
259	77	37	25	18	0

**Race/Ethnicity**

American Indian or Alaska Native	American Asian or Pacific Islanders	African-American	White/Caucasian	Hispanic	Other	Unknown
1	12	159	139	98	7	0

**Massachusetts**

<b>Source of Client Referrals</b>				
<b>Self</b>	<b>Court</b>	<b>Child Support</b>	<b>Other</b>	<b>Unknown</b>
<b>99</b>	<b>57</b>	<b>24</b>	<b>236</b>	<b>0</b>
<b>Outcomes</b>				
<b>No. of non-custodial parents whose parenting time with children increased as a result of services</b>		<b>262</b>		
<p><b>Local Service Providers:</b></p> <ol style="list-style-type: none"> <li>1. <b><u>Catholic Charities North</u></b> 55 Lynn shore Drive Lynn, MA 01902 Phone: (781) 593-2312</li> <li>2. <b><u>Family Nurturing Center</u></b> 200 Bowdoin Street Dorchester, MA 02122 Phone:(617) 474-1143</li> <li>3. <b><u>Caritas Holy Family Hospital</u></b> 70 East St. Methuen, MA 01844 Phone: (978) 687-0156 x4233</li> <li>4. <b><u>EMERGE</u></b> 2464 Mass Ave, Suite 101 Cambridge, MA 02140 Phone: (617) 547-9879</li> <li>5. <b><u>DOR/CSE, Incarcerated Parents Program</u></b> 100 Cambridge Street, 5<sup>th</sup> floor Boston, MA 02114 Phone: (617) 626-4158</li> </ol>				

# Michigan

**State Access Program Contact:**

**Crystal Perry, Grant Manager**  
**Michigan Department of Human Services**  
**Office of Child Support Contract Services**  
**235 S. Grand Tower**  
**Lansing, MI 48933**  
[PerryC2@michigan.gov](mailto:PerryC2@michigan.gov)

**Annual Federal Grant Award:** \$ 287,707  
**Minimum 10% State Match:** \$ 32,190

**Number of Minor Age Children in Single  
(Biological) Parent Households:** 650,664

**FY 2005 Program Stats:**  
**Parents Served**

Total Parents Served	Fathers	Mothers	Grandparent/ Legal Guardian	Children Involved
89	39	48	2	81

**Services Provided**

Mediation	Counseling	Parent Education	Supervised Visitation	Neutral Drop-off	Development of Parenting Plans
8	7	42	20	12	22

**Marital Status**

Married	Separated	Divorced	Unmarried	Unknown
3	3	14	35	34

**Annual Income**

Less than \$10,000	\$10,000 to \$19,000	\$20,000 to \$29,000	\$30,000 to \$39,000	\$40,000 & above	Unknown
23	24	17	2	8	15

**Race/Ethnicity**

American Indian or Alaska Native	American Asian or Pacific Islanders	African-American	White/Caucasian	Hispanic	Other	Unknown
4	0	7	74	2	1	1



<b>Michigan</b>				
<b>Source of Client Referrals</b>				
<b>Self</b>	<b>Court</b>	<b>Child Support</b>	<b>Other</b>	<b>Unknown</b>
<b>5</b>	<b>49</b>	<b>0</b>	<b>1</b>	<b>34</b>
<b>Outcomes</b>				
<b>No. of non-custodial parents whose parenting time with children increased as a result of services</b>		<b>43</b>		
<p><b>Local Service Providers:</b></p> <ol style="list-style-type: none"> <li>1.     <b><u>Haven Supervised Parenting Time Program</u></b>  PO Box 431045  Pontiac, MI 48343  Phone: (248) 334-1284</li>   <li>2.     <b><u>Family and Child Services, Inc.</u></b>  1608 Lake St.  Kalamazoo, MI 49001  Phone: (269) 384-8218</li>   <li>3.     <b><u>Andre' Bosse Center</u></b>  Safe Parenting Access and Visitation Program  302 Hanson Street  Hart, MI 49420  Phone: (231) 873-1707</li>   <li>4.     <b><u>Eastern UP Dispute Resolution Center</u></b>  PO Box 505  Sault Ste. Marie, MI 49783  Phone: (906) 632-5467</li>   <li>5.     <b><u>Ionia County Friend of the Court: Ionia County Parenting Time Coordination Team</u></b>  101 E. Main St.  Ionia, MI 48846  Phone: (616) 527-5311</li>   <li>6.     <b><u>Muskegon Responsible Fathers Initiative Access and Parenting</u></b>  1095 Third Street  Muskegon, MI 49442  Phone: (231) 725-7268</li> </ol>				

## Michigan

7. **Good Will Farm Parenting Time Program**  
PO Box 428  
Houghton, MI 49931  
Phone: (906) 482-0584
8. **Michigan State University Chance at Childhood Law and Social Work Clinic:**  
Ingham County Supervised Parenting Time Program  
541 E. Grand River Ave.  
East Lansing, MI 48823  
Phone: (517) 432-8406
9. **19<sup>th</sup> Judicial Circuit Office of the Friend of the Court: Growing New Families**  
PO Box 484  
Manistee, MI 49660  
Phone: (231) 723-7247
10. **Livingston Family Center**  
4736 E. M-36  
Pinchney, MI 48169  
Phone: (810) 231-9591
11. **Child and Family Services of the Upper Peninsula, Inc.**  
The Access Visitation and Exchange Program  
1100 South Front Street  
Marquette, MI 49855  
Phone: (906) 228-4025
12. **Child and Family Services of Northwestern Michigan**  
3785 Veterans Dr.  
Traverse City, MI 49684  
Phone: (231) 946-8975

# Minnesota

**State Access Program Contact:**

**Karen Schirle**  
**Minnesota Department of Human Services**  
**Child Support Enforcement Division**  
**444 Lafayette Road**  
**St. Paul, MN 55164-0946**  
[Karen.Schirle@state.mn.us](mailto:Karen.Schirle@state.mn.us)

**Annual Federal Grant Award:** \$ 123,675  
**Minimum 10% State Match:** \$ 13,742

**Number of Minor Age Children in Single Biological) Parent Households:** 257,783

**FY 2005 Program Stats:**  
**Parents Served**

Total Parents Served	Fathers	Mothers	Grandparent/ Legal Guardian	Children Involved
293	165	118	10	256

**Services Provided**

Mediation	Counseling	Parent Education	Supervised Visitation	Neutral Drop-off	Development of Parenting Plans
2	14	27	225	25	0

**Marital Status**

Married	Separated	Divorced	Unmarried	Unknown
1	2	6	33	251

**Annual Income**

Less than \$10,000	\$10,000 to \$19,000	\$20,000 to \$29,000	\$30,000 to \$39,000	\$40,000 & above	Unknown
133	95	42	23	0	0

**Race/Ethnicity**

American Indian or Alaska Native	American Asian or Pacific Islanders	African-American	White/Caucasian	Hispanic	Other	Unknown
3	5	42	220	17	3	3

Minnesota				
Source of Client Referrals				
Self	Court	Child Support	Other	Unknown
54	239	0	0	0

Outcomes	
No. of non-custodial parents whose parenting time with children increased as a result of services	264

**Local Service Providers:**

1. **Children’s Safety Center**  
 Attn: Teri Walker  
 281 Maria Ave.  
 St. Paul, MN 55106  
 Phone: (651) 774-4990
  
2. **Central Minnesota Legal Services**  
 Attn: Jean Lastine  
 430 First Avenue North, Suite #359  
 Minneapolis, MN 55401-1780  
 Phone: (651) 332-8151

# Mississippi

**State Access Program Contact:**

**Patricia A. Oluade**

**Mississippi Department of Human Services**

**750 North State Street**

**Jackson, MS 39202**

[poluade@mdhs.state.ms.us](mailto:poluade@mdhs.state.ms.us)

**Annual Federal Grant Award: \$ 113,215**

**Minimum 10% State Match: \$ 12,579**

**Number of Minor Age Children in Single  
(Biological) Parent Households: 247,493**

**FY 2005 Program Stats:**

**Parents Served**

Total Parents Served	Fathers	Mothers	Grandparent/ Legal Guardian	Children Involved
386	273	107	6	375

**Services Provided**

Mediation	Counseling	Parent Education	Supervised Visitation	Neutral Drop-off	Development of Parenting Plans
18	0	356	27	0	3

**Marital Status**

Married	Separated	Divorced	Unmarried	Unknown
2	10	74	253	47

**Annual Income**

Less than \$10,000	\$10,000 to \$19,000	\$20,000 to \$29,000	\$30,000 to \$39,000	\$40,000 & above	Unknown
94	76	40	20	6	150

**Race/Ethnicity**

American Indian or Alaska Native	American Asian or Pacific Islanders	African-American	White/Caucasian	Hispanic	Other	Unknown
0	0	282	85	10	0	9

<b>Mississippi</b>				
<b>Source of Client Referrals</b>				
<b>Self</b>	<b>Court</b>	<b>Child Support</b>	<b>Other</b>	<b>Unknown</b>
<b>227</b>	<b>15</b>	<b>31</b>	<b>76</b>	<b>37</b>
<b>Outcomes</b>				
<b>No. of non-custodial parents whose parenting time with children increased as a result of services</b>		<b>32</b>		
<p><b>Local Service Providers:</b></p> <p><b>1.     <u>Central Office</u></b>  <b>4777 Medgar Evers Blvd.</b>  <b>Jackson, MS 39213</b>  <b>Phone: (866) 388-2836 or (601) 432-1283</b></p>				

# Missouri

**State Access Program Contact:**

**Kathy LeFebvre**  
**Family Support Division**  
**710 Southern Expressway, Suite A**  
**Cape Girardeau, MO 63701**  
[Kathy.c.lefebvre@dss.mo.gov](mailto:Kathy.c.lefebvre@dss.mo.gov)

**Annual Federal Grant Award:** **\$171,130**  
**Minimum 10% State Match:** **\$ 19,014**

**Number of Minor Age Children in Single**  
**(Biological) Parent Households:** **350,664**

**FY 2005 Program Stats:**  
**Parents Served**

Total Parents Served	Fathers	Mothers	Grandparent/ Legal Guardian	Children Involved		
1394	693	695	6	1011		
<b>Services Provided</b>						
Mediation	Counseling	Parent Education	Supervised Visitation	Neutral Drop-off	Development of Parenting Plans	
1394	0	0	0	0	1394	
<b>Marital Status</b>						
Married	Separated	Divorced	Unmarried	Unknown		
0	0	630	764	0		
<b>Annual Income</b>						
Less than \$10,000	\$10,000 to \$19,000	\$20,000 to \$29,000	\$30,000 to \$39,000	\$40,000 & above	Unknown	
358	287	293	157	208	91	
<b>Race/Ethnicity</b>						
American Indian or Alaska Native	American Asian or Pacific Islanders	African-American	White/Caucasian	Hispanic	Other	Unknown
10	5	124	1211	20	24	0

<b>Missouri</b>				
<b>Source of Client Referrals</b>				
<b>Self</b>	<b>Court</b>	<b>Child Support</b>	<b>Other</b>	<b>Unknown</b>
<b>242</b>	<b>612</b>	<b>486</b>	<b>54</b>	<b>0</b>
<b>Outcomes</b>				
<b>No. of non-custodial parents whose parenting time with children increased as a result of services</b>			<b>477</b>	
<p><b>Local Service Providers:</b></p> <p><b>1.     <u>MARCH, Inc. (Mediation Achieving Results for Children)</u></b>  <b>105 E. Mill Street</b>  <b>Liberty, MO 64058</b>  <b>Phone: (816) 792-3885</b></p>				



# Montana

**State Access Program Contact:**

**Marcia Dias**  
**Department of Public Health & Human Services**  
**1400 Broadway, P.O. Box 8005**  
**Helena, MT 59602**  
[mdias@mt.gov](mailto:mdias@mt.gov)

**Annual Federal Grant Award:** \$ 100,000  
**Minimum 10% State Match:** \$ 11,111

**Number of Minor Age Children in Single  
 (Biological) Parent Households:** 45,595

**FY 2005 Program Stats:**

**Parents Served**

Total Parents Served	Fathers	Mothers	Grandparent/ Legal Guardian	Children Involved
252	63	182	7	419

**Services Provided**

Mediation	Counseling	Parent Education	Supervised Visitation	Neutral Drop-off	Development of Parenting Plans
10	1	84	249	221	208

**Marital Status**

Married	Separated	Divorced	Unmarried	Unknown
28	3	5	205	11

**Annual Income**

Less than \$10,000	\$10,000 to \$19,000	\$20,000 to \$29,000	\$30,000 to \$39,000	\$40,000 & above	Unknown
206	40	9	0	0	3

**Race/Ethnicity**

American Indian or Alaska Native	American Asian or Pacific Islanders	African-American	White/Caucasian	Hispanic	Other	Unknown
55	1	5	174	17	0	0

<b>Montana</b>				
<b>Source of Client Referrals</b>				
<b>Self</b>	<b>Court</b>	<b>Child Support</b>	<b>Other</b>	<b>Unknown</b>
<b>4</b>	<b>7</b>	<b>0</b>	<b>230</b>	<b>11</b>
<b>Outcomes</b>				
<b>No. of non-custodial parents whose parenting time with children increased as a result of services</b>			<b>251</b>	
<p style="text-align: center;"><b>Local Service Providers:</b></p> <ol style="list-style-type: none"> <li>1.     <b><u>High-Line Help</u></b>  300 North Virginia, #307  Conrad, MT 59425  Phone: (406) 278-3342</li>   <li>2.     <b><u>Family Support Network (Contact: Barbara Sample)</u></b>  1211 Grand Avenue, Suite 6  P.O. Box 21366  Billings, MT 59101  Phone: (406) 256-7783</li>   <li>3.     <b><u>Developmental Educational Assistance Program (DEAP) (Contact: Sylvia Danforth)</u></b>  2200 Box Elder  Miles City, MT 59301  Phone: (406) 234-6034</li>   <li>4.     <b><u>Sunburst Foundation (Contact: Julie Fleck)</u></b>  100 Dewey Avenue  P.O. Box 1863  Eureka, MT 59917  Phone: (406) 297-3435</li>   <li>5.     <b><u>Hearts and Homes (Contact: Joanne Fowler)</u></b>  3316 West Babcock  P.O. Box 8265  Bozeman, MT 59773  Phone: (406) 585-8544</li> </ol>				

# Nebraska

**State Access Program Contact:**

**Roxie Webb, Program Specialist**  
**HHSS/Child Support Enforcement**  
**P.O. Box 94728**  
**Lincoln, NE 68509-4728**  
[Roxie.webb@hhss.ne.gov](mailto:Roxie.webb@hhss.ne.gov)

**Annual Federal Grant Award:** \$ 100,000  
**Minimum 10% State Match:** \$ 11,111

**Number of Minor Age Children in Single (Biological) Parent Households:** 83,297

**FY 2005 Program Stats:**  
**Parents Served**

Total Parents Served	Fathers	Mothers	Grandparent/ Legal Guardian	Children Involved
399	270	127	2	485

**Services Provided**

Mediation	Counseling	Parent Education	Supervised Visitation	Neutral Drop-off	Development of Parenting Plans
256	3	146	0	0	203

**Marital Status**

Married	Separated	Divorced	Unmarried	Unknown
26	110	137	126	0

**Annual Income**

Less than \$10,000	\$10,000 to \$19,000	\$20,000 to \$29,000	\$30,000 to \$39,000	\$40,000 & above	Unknown
214	82	67	19	17	0

**Race/Ethnicity**

American Indian or Alaska Native	American Asian or Pacific Islanders	African-American	White/Caucasian	Hispanic	Other	Unknown
11	0	47	319	17	5	0

Nebraska				
Source of Client Referrals				
Self	Court	Child Support	Other	Unknown
32	81	0	241	45
Outcomes				
No. of non-custodial parents whose parenting time with children increased as a result of services		98		
<p><b>Local Service Providers:</b></p> <ol style="list-style-type: none"> <li>1. <b><u>Nebraska Department of Correctional Services</u></b> Folsom and W. Prospector Place Lincoln, NE 68509 Phone: (402) 471-3161</li> <li>2. <b><u>Central Mediation</u></b> 3720 Avenue "A", Suite G P.O. Box 838 Kearney, NE 68848 Phone: (308) 237-4692</li> <li>3. <b><u>Center for Conflict Resolution</u></b> 1524 Broadway P.O. Box 427 Scottsbluff, NE 69363 Phone: (308) 635-2002</li> <li>4. <b><u>The Mediation Center</u></b> 1120 "K" Street, Suite 200 Lincoln, NE 68508 Phone: (402) 441-5740</li> <li>5. <b><u>Nebraska Justice Center</u></b> 312 Main St. P.O. Box 475 Walthill, NE 68067 Phone: (402) 846-5576</li> <li>6. <b><u>The Resolution Center</u></b> 5109 W. Scott Road, Suite 414 Beatrice, NE 68310 Phone: (402) 223-6061</li> </ol>				

Nebraska

7. **Concord Center**  
3861 Farnam St., Suite B  
Omaha, NE 68131  
Phone: (402) 345-1131
  
8. **The Children's Rights Council**  
12911 Nicholas St.  
Omaha, NE 68154  
Phone: (402) 431-9800

# Nevada

**State Access Program Contact:**

**Rose Ramos**  
**Division of Welfare and Supportive Services**  
**Child Support Enforcement Program**  
**1470 College Parkway**  
**Carson City, NV 89701**  
[rrosos@dws.nv.gov](mailto:rrosos@dws.nv.gov)

**Annual Federal Grant Award:** \$ 100,000  
**Minimum 10% State Match:** \$ 11,111

**Number of Minor Age Children in Single  
 (Biological) Parent Households:** 145,261

**FY 2005 Program Stats:  
 Parents Served**

Total Parents Served	Fathers	Mothers	Grandparent/ Legal Guardian	Children Involved
400	200	200	0	251

**Services Provided**

Mediation	Counseling	Parent Education	Supervised Visitation	Neutral Drop-off	Development of Parenting Plans
64	0	0	27	2	114

**Marital Status**

Married	Separated	Divorced	Unmarried	Unknown
22	2	4	372	0

**Annual Income**

Less than \$10,000	\$10,000 to \$19,000	\$20,000 to \$29,000	\$30,000 to \$39,000	\$40,000 & above	Unknown
111	87	100	42	55	5

**Race/Ethnicity**

American Indian or Alaska Native	American Asian or Pacific Islanders	African-American	White/Caucasian	Hispanic	Other	Unknown
5	14	72	194	91	24	0

<b>Nevada</b>				
<b>Source of Client Referrals</b>				
<b>Self</b>	<b>Court</b>	<b>Child Support</b>	<b>Other</b>	<b>Unknown</b>
<b>0</b>	<b>195</b>	<b>5</b>	<b>0</b>	<b>200</b>
<b>Outcomes</b>				
<b>No. of non-custodial parents whose parenting time with children increased as a result of services</b>			<b>146</b>	
<p style="text-align: center;"><b>Local Service Providers:</b></p> <ol style="list-style-type: none"> <li>1.     <b><u>Family Mediation Center Eighth Judicial District Court – Family Division</u></b>  <b>601 North Pecos Rd</b>  <b>Las Vegas, NV 89101-2408</b>  <b>Phone: (702) 455-4186</b></li>   <li>2.     <b><u>Family Mediation Program in the Family Division</u></b>  <b>Second Judicial District Court</b>  <b>One South Sierra</b>  <b>Reno, NV 89501</b>  <b>Phone: (775) 328-3556</b></li> </ol>				

# New Hampshire

**State Access Program Contact:**  
**Neal Boutin/Thomas Pryor**  
**Division of Child Support Services**  
**129 Pleasant Street**  
**Concord, NH 03301**  
[nboutin@dhhs.state.nh.us](mailto:nboutin@dhhs.state.nh.us)  
[tpryor@dhhs.state.nh.us](mailto:tpryor@dhhs.state.nh.us)

**Annual Federal Grant Award:** \$ 100,000  
**Minimum 10% State Match:** \$ 11,111

**Number of Minor Age Children in Single  
 (Biological) Parent Households:** 64,562

**FY 2005 Program Stats:**  
**Parents Served**

Total Parents Served	Fathers	Mothers	Grandparent/ Legal Guardian	Children Involved
508	250	251	7	398

## Services Provided

Mediation	Counseling	Parent Education	Supervised Visitation	Neutral Drop-off	Development of Parenting Plans
184	0	218	83	226	70

## Marital Status

Married	Separated	Divorced	Unmarried	Unknown
89	111	136	187	15

## Annual Income

Less than \$10,000	\$10,000 to \$19,000	\$20,000 to \$29,000	\$30,000 to \$39,000	\$40,000 & above	Unknown
116	169	105	49	32	37

## Race/Ethnicity

American Indian or Alaska Native	American Asian or Pacific Islanders	African-American	White/Caucasian	Hispanic	Other	Unknown
3	6	494	9	5	0	9



<b>New Hampshire</b>				
<b>Source of Client Referrals</b>				
<b>Self</b>	<b>Court</b>	<b>Child Support</b>	<b>Other</b>	<b>Unknown</b>
<b>29</b>	<b>567</b>	<b>0</b>	<b>19</b>	<b>107</b>
<b>Outcomes</b>				
<b>No. of non-custodial parents whose parenting time with children increased as a result of services</b>		<b>395</b>		
<p><b>Local Service Providers:</b></p> <ol style="list-style-type: none"> <li>1.     <b><u>Merrimack County Visitation Center</u></b>  249 Pleasant St.  Concord, NH 03301  Phone: (603) 223-9907</li>   <li>2.     <b><u>Monadnock Family Services</u></b>  64 Main Street  Keene, NH 03431  Phone: (603) 357-6873</li>   <li>3.     <b><u>Tri-County CAP</u></b>  30 Exchange St.  Berlin, NH 03570  Phone: (603) 752-7001</li> </ol>				

# New Jersey

**State Access Program Contact:**

Michele Walsh  
 Administrative Office of the Courts  
 P.O. Box 983  
 Trenton, NJ 08625  
[Michele.walsh@judiciary.state.nj.us](mailto:Michele.walsh@judiciary.state.nj.us)

**Annual Federal Grant Award:** \$ 217,628  
**Minimum 10% State Match:** \$ 24,181

**Number of Minor Age Children in Single  
 (Biological) Parent Households:** 544,603

**FY 2005 Program Stats:  
 Parents Served**

Total Parents Served	Fathers	Mothers	Grandparent/ Legal Guardian	Children Involved
4413	1645	1881	887	3678

**Services Provided**

Mediation	Counseling	Parent Education	Supervised Visitation	Neutral Drop-off	Development of Parenting Plans
101	80	2436	902	19	158

**Marital Status**

Married	Separated	Divorced	Unmarried	Unknown
619	108	173	2395	1118

**Annual Income**

Less than \$10,000	\$10,000 to \$19,000	\$20,000 to \$29,000	\$30,000 to \$39,000	\$40,000 & above	Unknown
169	179	126	75	49	3815

**Race/Ethnicity**

American Indian or Alaska Native	American Asian or Pacific Islanders	African-American	White/Caucasian	Hispanic	Other	Unknown
0	11	1953	492	762	16	1179

New Jersey				
Source of Client Referrals				
Self	Court	Child Support	Other	Unknown
0	3294	0	0	1119
Outcomes				
No. of non-custodial parents whose parenting time with children increased as a result of services		366		
<p><b>Local Service Providers:</b></p> <ol style="list-style-type: none"> <li>1. <b><u>Ocean County Superior Court</u></b> 120 Hooper Avenue Toms River, NJ 08754 Phone: (732) 244-2121</li> <li>2. <b><u>Passaic County Superior Court</u></b> 401 Grand Street Paterson, NJ 07505 Phone: (973) 247-8000</li> <li>3. <b><u>Monmouth County Superior Court</u></b> 71 Monmouth Park P.O. Box 1252 Freehold, NJ 07728 Phone: (732) 677-4300</li> <li>4. <b><u>Burlington County Superior Court</u></b> 49 Rancocas Road Mt. Holly, NJ 08060 Phone: (609) 518-2500</li> <li>5. <b><u>Mercer County Superior Court</u></b> 175 South Broad Street P.O. Box 8068 Trenton, NJ 08650 Phone: (609) 571-4000</li> <li>6. <b><u>Cumberland/Salem Superior Court</u></b> Broad and Lafayette Streets Bridgeton, NJ 08302 Phone: (856) 451-8000</li> </ol>				

## New Jersey

7. **Morris County Superior Court**  
P.O. Box 910  
Morristown, NJ 07069  
Phone: (973) 656-4000
8. **Hudson County Superior Court**  
595 Newark Avenue  
Jersey City, NJ 07036  
Phone: (201) 795-6000
9. **Middlesex County Superior Court**  
120 New Street  
New Brunswick, NJ 08903  
Phone: (732) 981-3200
10. **Essex County Superior Court**  
Robert Wilentz Justice Complex  
212 Washington Street  
Newark, NJ 07102  
Phone: (973) 693-5701
11. **Camden County Superior Court**  
101 South 5<sup>th</sup> Street  
Camden, NJ 08103  
Phone: (856) 379-2200
12. **Warren County Superior Court**  
P.O. Box 900  
Belvedere, NJ 07823  
Phone: (908) 475-6161
13. **Union County Superior Court**  
2 Broad Street  
Elizabeth, NJ 07207  
Phone: (908) 659-4100

# New Mexico

**State Access Program Contact:**

**Ruthie H. Dearing**  
**Family Services Department**  
**3401 Pan American Freeway NE**  
**Albuquerque, New Mexico 87107**  
[ruthie.dearing1@state.nm.us](mailto:ruthie.dearing1@state.nm.us)

**Annual Federal Grant Award:** \$ 100,000  
**Minimum 10% State Match:** \$ 11,111

**Number of Minor Age Children in Single  
(Biological) Parent Households:** 132,202

**FY 2005 Program Stats:**

**Parents Served**

Total Parents Served	Fathers	Mothers	Grandparent/ Legal Guardian	Children Involved
83	38	40	5	67

**Services Provided**

Mediation	Counseling	Parent Education	Supervised Visitation	Neutral Drop-off	Development of Parenting Plans
0	0	7	37	32	7

**Marital Status**

Married	Separated	Divorced	Unmarried	Unknown
6	9	27	36	5

**Annual Income**

Less than \$10,000	\$10,000 to \$19,000	\$20,000 to \$29,000	\$30,000 to \$39,000	\$40,000 & above	Unknown
47	16	11	4	0	5

**Race/Ethnicity**

American Indian or Alaska Native	American Asian or Pacific Islanders	African-American	White/Caucasian	Hispanic	Other	Unknown
0	0	2	16	60	0	5

New Mexico				
Source of Client Referrals				
Self	Court	Child Support	Other	Unknown
7	70	0	2	4

**Outcomes**

No. of non-custodial parents whose parenting time with children increased as a result of services	28
---	----

**Local Service Providers:**

- Families & Youth, Inc.**  
**1329 South Solano**  
**Las Cruces, NM 88001**  
**Phone: (505) 522-9017**
- South Western Advocates for Kids**  
**P. O. Box 2378**  
**Silver City, NM 88062**  
**Phone: (505) 388-4144**

# New York

**State Access Program Contact:**

**Iwona U. Ostrowska**  
**Division of Child Support Enforcement**  
**40 North Pearl Street, 13-C**  
**Albany, NY 12243**  
[Iwona.Ostrowska@otda.state.ny.us](mailto:Iwona.Ostrowska@otda.state.ny.us)

**Annual Federal Grant Award:** \$ 605,368  
**Minimum 10% State Match:** \$ 67,263

**Number of Minor Age Children in Single  
(Biological) Parent Households:** 1,363,791

**FY 2005 Program Stats:  
Parents Served**

<b>Total Parents Served</b>	<b>Fathers</b>	<b>Mothers</b>	<b>Grandparent/ Legal Guardian</b>	<b>Children Involved</b>
<b>2005</b>	<b>966</b>	<b>957</b>	<b>82</b>	<b>1701</b>

**Services Provided**

<b>Mediation</b>	<b>Counseling</b>	<b>Parent Education</b>	<b>Supervised Visitation</b>	<b>Neutral Drop-off</b>	<b>Development of Parenting Plans</b>
<b>769</b>	<b>1099</b>	<b>952</b>	<b>904</b>	<b>359</b>	<b>737</b>

**Marital Status**

<b>Married</b>	<b>Separated</b>	<b>Divorced</b>	<b>Unmarried</b>	<b>Unknown</b>
<b>52</b>	<b>348</b>	<b>463</b>	<b>1064</b>	<b>78</b>

**Annual Income**

<b>Less than \$10,000</b>	<b>\$10,000 to \$19,000</b>	<b>\$20,000 to \$29,000</b>	<b>\$30,000 to \$39,000</b>	<b>\$40,000 &amp; above</b>	<b>Unknown</b>
<b>634</b>	<b>468</b>	<b>397</b>	<b>231</b>	<b>191</b>	<b>84</b>

**Race/Ethnicity**

<b>American Indian or Alaska Native</b>	<b>American Asian or Pacific Islanders</b>	<b>African-American</b>	<b>White/Caucasian</b>	<b>Hispanic</b>	<b>Other</b>	<b>Unknown</b>
<b>4</b>	<b>18</b>	<b>451</b>	<b>1128</b>	<b>301</b>	<b>54</b>	<b>49</b>

New York				
Source of Client Referrals				
Self	Court	Child Support	Other	Unknown
64	1727	36	178	0
Outcomes				
No. of non-custodial parents whose parenting time with children increased as a result of services		851		
<p><b>Local Service Providers:</b></p> <ol style="list-style-type: none"> <li>1.     <b><u>Catholic Charities of Buffalo</u></b>  1581 Bailey Ave.  Buffalo, NY 14212  Phone: (716) 896-6390</li>   <li>2.     <b><u>Child Care Coordinating Council, North Country</u></b>  194 US Oval  PO Box 2640  Plattsburgh, NY 12901  Phone: (518) 561-4999</li>   <li>3.     <b><u>Dispute Resolution Center</u></b>  14 Scotchtown Ave  Goshen, NY 10924  Phone: (845) 294-8082</li>   <li>4.     <b><u>Family Services, Inc.</u></b>  29 North Hamilton St  Poughkeepsie, NY 12601  Phone: (845) 452-6088</li>   <li>5.     <b><u>NY Society for the Prevention of Cruelty to Children</u></b>  161 William Street  New York, NY 10038  Phone: (212) 233-5500</li>   <li>6.     <b><u>Osborne Association</u></b>  36-31 38<sup>th</sup> Street  Long Island City, NY  11101  Phone: (718) 707-2649</li> </ol>				



**New York**

7. **St. Catherine's Center for Children**  
40 North Main Ave  
Albany, NY 12203  
Phone: (518) 453-6700
  
8. **Safe Horizon, Inc.**  
2 Lafayette Street 3<sup>rd</sup> floor  
New York, NY 10007  
Phone: (212) 577-3896
  
9. **Society for the Protection and Care of Children**  
148 S. Fitzhugh Street  
Rochester, NY 14608  
Phone: (585) 325-6101

# North Carolina

**State Access Program Contact:**

**Sharon R. Johnson**  
**DHHS/DSS/CSE**  
**P.O. Box 20800**  
**Raleigh, NC 27619-0800**  
[sharon.johnson@ncmail.net](mailto:sharon.johnson@ncmail.net)

**Annual Federal Grant Award:** \$ 272,566

**Minimum 10% State Match:** \$ 30,285

**Number of Minor Age Children in Single  
(Biological) Parent Households:** 599,373

**FY 2005 Program Stats:  
Parents Served**

Total Parents Served	Fathers	Mothers	Grandparent/ Legal Guardian	Children Involved
694	375	306	13	539

**Services Provided**

Mediation	Counseling	Parent Education	Supervised Visitation	Neutral Drop-off	Development of Parenting Plans
151	537	257	8	6	91

**Marital Status**

Married	Separated	Divorced	Unmarried	Unknown
75	49	76	489	5

**Annual Income**

Less than \$10,000	\$10,000 to \$19,000	\$20,000 to \$29,000	\$30,000 to \$39,000	\$40,000 & above	Unknown
262	148	112	27	14	131

**Race/Ethnicity**

American Indian or Alaska Native	American Asian or Pacific Islanders	African-American	White/Caucasian	Hispanic	Other	Unknown
3	0	524	142	15	2	8

North Carolina				
Source of Client Referrals				
Self	Court	Child Support	Other	Unknown
105	107	221	164	97
Outcomes				
No. of non-custodial parents whose parenting time with children increased as a result of services		171		
<p style="text-align: center;"><b>Local Service Providers:</b></p> <ol style="list-style-type: none"> <li>1.     <b><u>Wake County Human Services</u></b>  Working 4 Kids  2815 Kidd Rd.  Raleigh, NC 27610  Phone: (919) 212-7203</li>   <li>2.     <b><u>Durham Family Court</u></b>  201 N. Roxboro St., 1<sup>st</sup> Floor  Durham, NC 27701  Phone: (919) 564-7089</li>   <li>3.     <b><u>District 20 Family Court</u></b>  Albemarle, NC  Phone: (704) 982-3095</li>   <li>4.     <b><u>Cumberland Family Court</u></b>  117 Dick St.  Fayetteville, NC 28301  Phone: (910) 678-2929</li>   <li>5.     <b><u>Halifax County Family Court</u></b>  357 Ferrell Lane, POB 66  Halifax, NC 27839  Phone: (252) 583-0060</li> </ol>				

# North Dakota

**State Access Program Contact:**

**Tina Bay**  
**Department of Human Services**  
**Child Support Enforcement Division**  
**PO Box 7190**  
**Bismarck, ND 58507-7190**  
[sobayt@state.nd.us](mailto:sobayt@state.nd.us)

**Annual Federal Grant Award:** \$ 100,000

**Minimum 10% State Match:** \$ 11,111

**Number of Minor Age Children in Single  
(Biological) Parent Households:** 30,263

**FY 2005 Program Stats:**

**Parents Served**

Total Parents Served	Fathers	Mothers	Grandparent/ Legal Guardian	Children Involved
384	132	144	108	292

**Services Provided**

Mediation	Counseling	Parent Education	Supervised Visitation	Neutral Drop-off	Development of Parenting Plans
0	0	206	287	107	0

**Marital Status**

Married	Separated	Divorced	Unmarried	Unknown
40	13	117	106	0

**Annual Income**

Less than \$10,000	\$10,000 to \$19,000	\$20,000 to \$29,000	\$30,000 to \$39,000	\$40,000 & above	Unknown
94	51	18	4	0	109

**Race/Ethnicity**

American Indian or Alaska Native	American Asian or Pacific Islanders	African-American	White/Caucasian	Hispanic	Other	Unknown
20	1	2	244	9	0	0

<b>North Dakota</b>				
<b>Source of Client Referrals</b>				
<b>Self</b>	<b>Court</b>	<b>Child Support</b>	<b>Other</b>	<b>Unknown</b>
<b>12</b>	<b>221</b>	<b>0</b>	<b>151</b>	<b>0</b>
<b>Outcomes</b>				
<b>No. of non-custodial parents whose parenting time with children increased as a result of services</b>		<b>233</b>		
<p><b>Local Service Providers:</b></p> <ol style="list-style-type: none"> <li>1. <b><u>Wishing Well Child Visitation Program</u></b>  <b>Community Violence Intervention Programs</b>  <b>211 S. 4<sup>th</sup> St.</b>  <b>Grand Forks, ND 58201</b>  <b>Phone: (701) 746-0405</b></li>   <li>2. <b><u>Rainbow Bridge Safe Exchange Visitation Center</u></b>  <b>715 11<sup>th</sup> St., N. Suite 101</b>  <b>Moorhead, MN 56560</b>  <b>Phone: (218) 299-7231</b></li> </ol>				

# Ohio

**State Access Program Contact:**

**Sara Cooper**  
**Ohio Department of Job and Family Services**  
**Office of Child Support**  
**30 East Broad Street, 30th Floor**  
**Columbus, Ohio 43215**  
[coop@odjfs.state.oh.us](mailto:coop@odjfs.state.oh.us)

**Annual Federal Grant Award:** \$ 334,160  
**Minimum 10% State Match:** \$ 37,129

**Number of Minor Age Children in Single (Biological) Parent Households:** 749,910

**FY 2005 Program Stats:**  
**Parents Served**

Total Parents Served	Fathers	Mothers	Grandparent/ Legal Guardian	Children Involved
1296	613	624	59	903

**Services Provided**

Mediation	Counseling	Parent Education	Supervised Visitation	Neutral Drop-off	Development of Parenting Plans
176	0	62	302	490	0

**Marital Status**

Married	Separated	Divorced	Unmarried	Unknown
110	106	444	617	19

**Annual Income**

Less than \$10,000	\$10,000 to \$19,000	\$20,000 to \$29,000	\$30,000 to \$39,000	\$40,000 & above	Unknown
335	293	236	141	72	219

**Race/Ethnicity**

American Indian or Alaska Native	American Asian or Pacific Islanders	African-American	White/ Caucasian	Hispanic	Other	Unknown
1	2	114	1014	61	17	87

<b>Ohio</b>				
<b>Source of Client Referrals</b>				
<b>Self</b>	<b>Court</b>	<b>Child Support</b>	<b>Other</b>	<b>Unknown</b>
<b>87</b>	<b>994</b>	<b>114</b>	<b>96</b>	<b>5</b>
<b>Outcomes</b>				
<b>No. of non-custodial parents whose parenting time with children increased as a result of services</b>			<b>790</b>	
<p style="margin-left: 40px;"><b>Local Service Providers:</b></p> <ol style="list-style-type: none"> <li>1.     <u><b>Allen County CSEA</b></u>  1132 West Market St.  Lima, OH 45805  Phone: (419) 222-6053</li>   <li>2.     <u><b>Defiance County CSEA</b></u>  PO Box 246  Defiance, OH 43512  Phone: (419) 784-2123</li>   <li>3.     <u><b>Fairfield County CSEA</b></u>  239 West Main St.  Lancaster, OH 43130  Phone: (740) 687-6788</li>   <li>4.     <u><b>Jefferson County CSEA</b></u>  125 S Fifth Street  Steubenville, OH 43952  Phone: (740) 282-0961</li>   <li>5.     <u><b>Licking County CSEA</b></u>  55 E. Main St  Newark, OH 43055  Phone: (740) 349-6575</li>   <li>6.     <u><b>Lorain County CSEA</b></u>  42485 North Ridge Rd  Elyria, OH 44035  Phone: (440) 284-4576</li>   <li>7.     <u><b>Mahoning County CSEA</b></u>  PO Box 600  Youngstown, OH 44501  Phone: (330) 740-2600</li> </ol>				

**Ohio**

8. **Mercer County CSEA**  
PO Box 649  
Celina, OH 45822  
Phone: (419) 586-7961
  
9. **Muskingum County CSEA**  
PO Box 009  
Zanesville, OH 43702  
Phone: (740) 455-7167
  
10. **Scioto County CSEA**  
PO Box 1347  
Portsmouth, OH 45662  
Phone: (740) 355-8909
  
11. **Washington County CSEA**  
205 Putnam St.  
Marietta, OH 45750  
Phone: (740) 373-9324



# Oklahoma

**State Access Program Contact:**

**Vicki Cox**  
**Regional Managing Attorney**  
**Tulsa East Law Office**  
**3840 S. 103<sup>rd</sup> E. Ave., Ste. 109**  
**Tulsa, OK 74146**  
[vicki.cox@okdhs.org](mailto:vicki.cox@okdhs.org)

**Annual Federal Grant Award:** \$ 100,000  
**Minimum 10% State Match:** \$ 11,111

**Number of Minor Age Children in Single  
 (Biological) Parent Households:** 228,899

**FY 2005 Program Stats:**

**Parents Served**

Total Parents Served	Fathers	Mothers	Grandparent/ Legal Guardian	Children Involved
397	176	209	12	402

**Services Provided**

Mediation	Counseling	Parent Education	Supervised Visitation	Neutral Drop-off	Development of Parenting Plans
23	3	251	92	5	24

**Marital Status**

Married	Separated	Divorced	Unmarried	Unknown
27	17	163	190	0

**Annual Income**

Less than \$10,000	\$10,000 to \$19,000	\$20,000 to \$29,000	\$30,000 to \$39,000	\$40,000 & above	Unknown
161	127	74	19	16	0

**Race/Ethnicity**

American Indian or Alaska Native	American Asian or Pacific Islanders	African-American	White/Caucasian	Hispanic	Other	Unknown
27	0	65	274	28	3	0

<b>Oklahoma</b>				
<b>Source of Client Referrals</b>				
<b>Self</b>	<b>Court</b>	<b>Child Support</b>	<b>Other</b>	<b>Unknown</b>
<b>14</b>	<b>184</b>	<b>147</b>	<b>52</b>	<b>0</b>
<b>Outcomes</b>				
<b>No. of non-custodial parents whose parenting time with children increased as a result of services</b>		<b>115</b>		
<p><b>Local Service Providers:</b></p> <ol style="list-style-type: none"> <li>1.     <b><u>Committee of Concern, Inc.-Multi-County Youth Services</u></b>  600 Avant Avenue  Clinton, OK 73601  Phone: (405) 323-3322</li>   <li>2.     <b><u>Center for Children and Families, Inc.</u></b>  Divorce Visitation Arbitration Program  1151 East Main  Norman, OK 73071  Phone: (405) 364-1420</li>   <li>3.     <b><u>Family and Children Services</u></b>  650 S. Peoria  Tulsa, OK 74120  Phone: (918) 587-9471</li>   <li>4.     <b><u>Youth and Family Resource Center</u></b>  326 West 11th  Shawnee, OK 74801  Phone: (405) 275-3340</li> </ol>				

# Oregon

**State Access Program Contact:**

**Laura Snodgrass**  
**494 State St, Ste. 300**  
**Salem, OR 97301**  
[laura.snodgrass@state.or.us](mailto:laura.snodgrass@state.or.us)

**Annual Federal Grant Award: \$ 100,000**

**Minimum 10% State Match: \$ 11,111**

**Number of Minor Age Children in Single  
 (Biological) Parent Households: 209,730**

**FY 2005 Program Stats:  
 Parents Served**

<b>Total Parents Served</b>	<b>Fathers</b>	<b>Mothers</b>	<b>Grandparent/ Legal Guardian</b>	<b>Children Involved</b>
<b>366</b>	<b>144</b>	<b>196</b>	<b>13</b>	<b>429</b>

**Services Provided**

<b>Mediation</b>	<b>Counseling</b>	<b>Parent Education</b>	<b>Supervised Visitation</b>	<b>Neutral Drop-off</b>	<b>Development of Parenting Plans</b>
<b>84</b>	<b>16</b>	<b>181</b>	<b>211</b>	<b>18</b>	<b>52</b>

**Marital Status**

<b>Married</b>	<b>Separated</b>	<b>Divorced</b>	<b>Unmarried</b>	<b>Unknown</b>
<b>17</b>	<b>55</b>	<b>165</b>	<b>114</b>	<b>2</b>

**Annual Income**

<b>Less than \$10,000</b>	<b>\$10,000 to \$19,000</b>	<b>\$20,000 to \$29,000</b>	<b>\$30,000 to \$39,000</b>	<b>\$40,000 &amp; Above</b>	<b>Unknown</b>
<b>162</b>	<b>64</b>	<b>44</b>	<b>23</b>	<b>8</b>	<b>52</b>

**Race/Ethnicity**

<b>American Indian or Alaska Native</b>	<b>American Asian or Pacific Islanders</b>	<b>African-American</b>	<b>White/Caucasian</b>	<b>Hispanic</b>	<b>Other</b>	<b>Unknown</b>
<b>9</b>	<b>3</b>	<b>17</b>	<b>291</b>	<b>23</b>	<b>12</b>	<b>2</b>

<b>Oregon</b>				
<b>Source of Client Referrals</b>				
<b>Self</b>	<b>Court</b>	<b>Child Support</b>	<b>Other</b>	<b>Unknown</b>
<b>79</b>	<b>194</b>	<b>0</b>	<b>86</b>	<b>6</b>
<b>Outcomes</b>				
<b>No. of non-custodial parents whose parenting time with children increased as a result of services</b>			<b>205</b>	
<p style="text-align: center;"><b>Local Service Providers:</b></p> <ol style="list-style-type: none"> <li>1.     <b><u>Community Works</u></b>  900 E. Main St.  Medford, OR 97504  Phone: (541) 779-3317</li>   <li>2.     <b><u>Family Friends/Family Sense Project</u></b>  322 NW "F" St.  Grants Pass, OR 97526  Phone: (541) 476-0288</li>   <li>3.     <b><u>Linn-Benton Mediation</u></b>  P.O. Box 861  Albany, OR 97321  Phone: (541) 928-5323</li>   <li>4.     <b><u>Resolutions NW</u></b>  1827 NE 144<sup>th</sup> Ave, Ste. 213  Portland, OR 97213  Phone: (503) 595-4890</li>   <li>5.     <b><u>DOJ/ Division of Child Support</u></b>  494 State Street, Suite 300  Salem, OR 97301  Phone: (503) 986-6792</li> </ol>				

# Pennsylvania

**State Access Program Coordinator:**

**Edward R. Heston**  
**PA Department of Public Welfare**  
**Bureau of Child Support Enforcement**  
**1303 North Seventh Street**  
**PO Box 8018**  
**Harrisburg, Pennsylvania 17105-8018**  
[eheston@state.pa.us](mailto:eheston@state.pa.us)

**Annual Federal Grant Amount:** \$333,852  
**Minimum 10% State Match:** \$ 37,095

**Number of Minor Age Children in Single  
 (Biological) Parent Households:** 768,750

**FY 2005 State Program Stats:  
 Clients Served**

<b>Total No. of Parents Served</b>	<b>Fathers</b>	<b>Mothers</b>	<b>Grandparent/ Legal Guardian</b>	<b>Children Involved</b>
<b>1115</b>	<b>537</b>	<b>506</b>	<b>72</b>	<b>1280</b>

**Services Provided**

<b>Mediation</b>	<b>Counseling</b>	<b>Parent Education</b>	<b>Supervised Visitation</b>	<b>Neutral Drop-off</b>	<b>Development of Parenting Plans</b>
<b>144</b>	<b>195</b>	<b>410</b>	<b>353</b>	<b>10</b>	<b>150</b>

**Marital Status**

<b>Married</b>	<b>Separated</b>	<b>Divorced</b>	<b>Unmarried</b>	<b>Unknown</b>
<b>87</b>	<b>158</b>	<b>163</b>	<b>707</b>	<b>0</b>

**Annual Income**

<b>Less than \$10,000</b>	<b>\$10,000 to \$19,000</b>	<b>\$20,000 to \$29,000</b>	<b>\$30,000 to \$39,000</b>	<b>\$40,000 &amp; above</b>	<b>Unknown</b>
<b>443</b>	<b>215</b>	<b>153</b>	<b>48</b>	<b>44</b>	<b>1</b>

**Race/Ethnicity**

<b>American Indian or Alaska Native</b>	<b>American Asian or Pacific Islanders</b>	<b>African- American</b>	<b>White/ Caucasian</b>	<b>Hispanic</b>	<b>Other</b>	<b>Unknown</b>
<b>2</b>	<b>1</b>	<b>356</b>	<b>679</b>	<b>62</b>	<b>9</b>	<b>4</b>

<b>Pennsylvania</b>				
<b>Source of Client Referrals</b>				
<b>Self</b>	<b>Court</b>	<b>Child Support</b>	<b>Other</b>	<b>Unknown</b>
<b>65</b>	<b>432</b>	<b>351</b>	<b>269</b>	<b>0</b>
<b>Outcomes</b>				
<b>No. of non-custodial parents whose parenting time with children increased as a result of services</b>		<b>433</b>		
<p style="text-align: center;"><b>Local Service Providers:</b></p> <ol style="list-style-type: none"> <li>1.     <b><u>Partners for Positive Parenting Program</u></b>  Goodwill Industries of Pittsburgh  2600 East Carson Street  Pittsburg, PA 15203  Phone: (412) 390-2212</li>   <li>2.     <b><u>Butler Family Pathways</u></b>  100 Brugh Avenue  Butler, PA 15203  Phone: (724) 284-9440</li>   <li>3.     <b><u>Erie Family Center (subgrantee for Erie County Domestic Relations Section)</u></b>  913 Payne Avenue  Erie, PA 16533  Phone: (814) 874-6990</li>   <li>4.     <b><u>YWCA of Greater Harrisburg—Visitation Center</u></b>  1101 Market Street  Harrisburg, PA 17103  Phone: (717) 734-7931</li>   <li>5.     <b><u>Employment Opportunity and Training Center of Northeastern PA</u></b>  541 Wyoming Avenue  Scranton, PA 18509  Phone: (570) 348-6493</li>   <li>6.     <b><u>Crime Victims Center of Fayette County and Fayette County Community Action Agency</u></b>  109 West Fayette Street  Uniontown, PA 15401  Phone: (724) 438-1470</li> </ol>				

**Pennsylvania**

- 7. Impact Services Corporation of Philadelphia  
1952 East Allegheny Avenue  
Philadelphia, PA 19134  
Phone: (215) 739-1600**

# Puerto Rico

**State Access Program Coordinator:**

**Aleida Varona Mendez**

**Administration for Child Support, ASUME**

**Department of the Family**

**PO Box 70376**

**San Juan, Puerto Rico 99036-8376**

**[dmarquez@asume.gobierno.pr](mailto:dmarquez@asume.gobierno.pr)**

**Annual Federal Grant Amount:**

**\$100,000**

**Minimum 10% State Match:**

**\$ 11,111**

**Number of Minor Age Children in Single  
(Biological) Parent Households:**

**FY 2005 State Program Stats:**

**Clients Served**

Total No. of Parents Served	Fathers	Mothers	Grandparent/ Legal Guardian	Children Involved
116	57	57	2	78

## Services Provided

Mediation	Counseling	Parent Education	Supervised Visitation	Neutral Drop-off	Development of Parenting Plans
0	712	0	616	411	59

## Marital Status

Married	Separated	Divorced	Unmarried	Unknown
19	40	0	57	0

## Annual Income

Less than \$10,000	\$10,000 to \$19,000	\$20,000 to \$29,000	\$30,000 to \$39,000	\$40,000 & above	Unknown
63	27	17	3	6	0

## Race/Ethnicity

American Indian or Alaska Native	American Asian or Pacific Islanders	African-American	White/Caucasian	Hispanic	Other	Unknown
0	0	0	1	115	0	0



<b>Puerto Rico</b>			
<b>Source of Client Referrals</b>			
<b>Self</b>	<b>Court</b>	<b>Child Support</b>	<b>Other</b>
<b>0</b>	<b>116</b>	<b>0</b>	<b>0</b>
<b>Outcomes</b>			
<b>No. of non-custodial parents whose parenting time with children increased as a result of services</b>			
<p><b>Local Service Provider:</b></p> <p><b>1. <u>Proyecto Encuentro</u></b>  <b>Calle Isabel Segunda Esq.</b>  <b>Ross Estacionamiento Joaquin Montesinos</b>  <b>Bayamon, Puerto Rico 00961</b>  <b>Phone: (787) 778-1820/778-1840</b></p>			

# Rhode Island

**State Access Program Coordinator:**  
**Maureen Curran**  
**Rhode Island Family Court**  
**1 Dorrance Plaza, Room 285**  
**Providence, Rhode Island 02903-3975**  
[mcurran@courts.ri.gov](mailto:mcurran@courts.ri.gov)

**Annual Federal Grant Award:** **\$100,000**  
**Minimum 10% State Match:** **\$ 11,111**

**Number of Minor Age Children in Single**  
**(Biological) Parent Households:** **76,459**

**FY 2005 State Program Stats:**  
**Clients Served**

Total No. of Parents Served	Fathers	Mothers	Grandparent/ Legal Guardian	Children Involved
472	267	205	6	389

## Services Provided

Mediation	Counseling	Parent Education	Supervised Visitation	Neutral Drop-off	Development of Parenting Plans
191	0	50	158	7	50

## Marital Status

Married	Separated	Divorced	Unmarried	Unknown
8	77	119	274	0

## Annual Income

Less than \$10,000	\$10,000 to \$19,000	\$20,000 to \$29,000	\$30,000 to \$39,000	\$40,000 & above	Unknown
105	88	118	89	78	0

## Race/Ethnicity

American Indian or Alaska Native	American Asian or Pacific Islanders	African-American	White/Caucasian	Hispanic	Other	Unknown
0	5	39	364	66	4	0

<b>Rhode Island</b>				
<b>Source of Client Referrals</b>				
<b>Self</b>	<b>Court</b>	<b>Child Support</b>	<b>Other</b>	<b>Unknown</b>
<b>0</b>	<b>349</b>	<b>0</b>	<b>0</b>	<b>0</b>

**Outcomes**

<b>No. of non-custodial parents whose parenting time with children increased as a result of services</b>	<b>308</b>
--	------------

**Statewide Service Provider:**

- Rhode Island Family Court**  
**Contact: Maureen Curran**  
**After Hours Supervised Visitation Program & Court-Based Mediation Program**  
**1 Dorrance Plaza, Rm. 613**  
**Providence, RI 02903**  
**Phone: (401) 277-3097**

# South Carolina

**State Access Program Coordinator:**

**Glenn Hastie**  
**Department of Social Services**  
**3150 Harden Street**  
**Columbia, South Carolina 29203**  
[ghastie@dss.state.sc.us](mailto:ghastie@dss.state.sc.us)

**Annual Federal Grant Award: \$138,905**

**Minimum 10% State Match: \$15,434**

**Number of Minor Age Children in Single  
(Biological) Parent Households: 296,903**

**FY 2005 State Program Stats:  
Clients Served**

Total No. of Parents Served	Fathers	Mothers	Grandparent/ Legal Guardian	Children Involved
552	256	280	16	340

## Services Provided

Mediation	Counseling	Parent Education	Supervised Visitation	Neutral Drop-off	Development of Parenting Plans
228	256	476	52	21	335

## Marital Status

Married	Separated	Divorced	Unmarried	Unknown
30	39	12	471	0

## Annual Income

Less than \$10,000	\$10,000 to \$19,000	\$20,000 to \$29,000	\$30,000 to \$39,000	\$40,000 & above	Unknown
114	330	88	15	5	0

## Race/Ethnicity

American Indian or Alaska Native	American Asian or Pacific Islanders	African-American	White/Caucasian	Hispanic	Other	Unknown
0	2	421	103	26	0	0

<b>South Carolina</b>				
<b>Source of Client Referrals</b>				
<b>Self</b>	<b>Court</b>	<b>Child Support</b>	<b>Other</b>	<b>Unknown</b>
<b>76</b>	<b>226</b>	<b>223</b>	<b>27</b>	<b>0</b>
<b>Outcomes</b>				
<b>No. of non-custodial parents whose parenting time with children increased as a result of services</b>			<b>210</b>	
<p><b>Local Service Providers:</b></p> <ol style="list-style-type: none"> <li>1.     <b><u>CSED-Columbia Region II</u></b>  3150 Harden Street  Columbia, SC 29203  Contact: Linda L. Cook  Phone: (803) 898-9350</li>   <li>2.     <b><u>Colleton County Department of Social Services</u></b>  215 South Lemacks Street  Bernard Warshaw Complex  Walterboro, SC 29488  Contact: Mahaliah Bowman-Campbell  Phone: (803) 549-1894 x 185</li> </ol>				

# South Dakota

**State Access Program Coordinator:**

**Shane Olivier**

**Division of Child Support**

**700 Governors Drive, Suite 84**

**Pierre, South Dakota 57501**

[shane.olivier@state.sd.us](mailto:shane.olivier@state.sd.us)

**Annual Federal Grant Award: \$100,000**

**Minimum 10% State Match: \$ 11,111**

**Number of Minor Age Children in Single  
(Biological) Parent Households: 37,230**

**FY 2005 State Program Stats:**

**Clients Served**

<b>Total No. of Parents Served</b>	<b>Fathers</b>	<b>Mothers</b>	<b>Grandparent/ Legal Guardian</b>	<b>Children Involved</b>
	431	545	77	902

## Services Provided

<b>Mediation</b>	<b>Counseling</b>	<b>Parent Education</b>	<b>Supervised Visitation</b>	<b>Neutral Drop-off</b>	<b>Development of Parenting Plans</b>
9	33	0	556	399	29

## Marital Status

<b>Married</b>	<b>Separated</b>	<b>Divorced</b>	<b>Unmarried</b>	<b>Unknown</b>
79	69	2001	1572	0

## Annual Income

<b>Less than \$10,000</b>	<b>\$10,000 to \$19,000</b>	<b>\$20,000 to \$29,000</b>	<b>\$30,000 to \$39,000</b>	<b>\$40,000 &amp; above</b>	<b>Unknown</b>
103	2998	999	103	20	0

## Race/Ethnicity

<b>American Indian or Alaska Native</b>	<b>American Asian or Pacific Islanders</b>	<b>African- American</b>	<b>White/ Caucasian</b>	<b>Hispanic</b>	<b>Other</b>	<b>Unknown</b>
560	12	508	2971	57	274	0

<b>South Dakota</b>				
<b>Source of Client Referrals</b>				
<b>Self</b>	<b>Court</b>	<b>Child Support</b>	<b>Other</b>	<b>Unknown</b>
<b>605</b>	<b>912</b>	<b>30</b>	<b>917</b>	<b>0</b>
<b>Outcomes</b>				
<b>No. of non-custodial parents whose parenting time with children increased as a result of services</b>		<b>28</b>		
<p style="text-align: center;"><b>Local Service Providers:</b></p> <ol style="list-style-type: none"> <li>1. <b>Working Against Violence Commonground</b> 629 Quincy Street, Ste 100 Rapid City, DS 57701 Phone: (805) 348-7015</li> <li>2. <b>Mitchell Area Safehouse and Family Visitation Center</b> 1809 N. Wisconsin Mitchell, SD 57301 Phone: (805) 996-8880</li> <li>3. <b>Kids Konnection</b> 310 S. Kline Street Aberdeen, SD 57402-0041 Phone: (805) 226-1212</li> <li>4. <b>2<sup>nd</sup> Circuit Court Visitation Enforcement Program</b> 426 N. Dakota Avenue Sioux Falls, SD 57104 Phone: (805) 339-7788</li> <li>5. <b>SD Network Agency Against Family Violence</b> 300 N. Dakota, Ste 112 Sioux Falls, SD 57104 (805) 886-1204</li> <li>6. <b>YWCA Family Violence Program</b> David Buchanan Visitation Center 707 Dakota South Huron, SD 57350 (606) 352-4952</li> </ol>				

## **South Dakota**

- 7. Sioux Falls Family Visitation Center  
3928 S. Western Ave.  
Sioux Falls, SD 57105  
(805) 322-4095**
  
- 8. Black Hills Counseling Services  
146 West Illinois St, Ste A  
Spearfish, SD 57783  
(805) 722-8090**
  
- 9. Yankton Women's and Children's Center  
and Family Visitation Center  
510 Broadway  
Yankton, SD 57078  
(805) 665-4811**



# Tennessee

**State Access Program Coordinator:**

**Bill Duffey**  
**Department of Human Services**  
**Child Support Division**  
**12<sup>th</sup> Floor Citizens Plaza Building**  
**400 Deaderick Street**  
**Nashville, Tennessee 37248**  
[bill.duffey@state.tn.us](mailto:bill.duffey@state.tn.us)

**Annual Federal Grant Award:** \$179,100  
**Minimum 10% State Match:** \$ 19,900

**Number of Minor Age Children in Single  
(Biological) Parent Households:** 403,209

**FY 2005 State Program Stats:  
Clients Served**

<b>Total No. of Parents Served</b>	<b>Fathers</b>	<b>Mothers</b>	<b>Grandparent/ Legal Guardian</b>	<b>Children Involved</b>
<b>1509</b>	<b>570</b>	<b>939</b>	<b>84</b>	<b>1409</b>

**Services Provided**

<b>Mediation</b>	<b>Counseling</b>	<b>Parent Education</b>	<b>Supervised Visitation</b>	<b>Neutral Drop-off</b>	<b>Development of Parenting Plans</b>
<b>410</b>	<b>1</b>	<b>397</b>	<b>7</b>	<b>0</b>	<b>0</b>

**Marital Status**

<b>Married</b>	<b>Separated</b>	<b>Divorced</b>	<b>Unmarried</b>	<b>Unknown</b>
<b>149</b>	<b>482</b>	<b>52</b>	<b>591</b>	<b>0</b>

**Annual Income**

<b>Less than \$10,000</b>	<b>\$10,000 to \$19,000</b>	<b>\$20,000 to \$29,000</b>	<b>\$30,000 to \$39,000</b>	<b>\$40,000 &amp; above</b>	<b>Unknown</b>
<b>527</b>	<b>426</b>	<b>202</b>	<b>61</b>	<b>34</b>	<b>0</b>

**Race/Ethnicity**

<b>American Indian or Alaska Native</b>	<b>American Asian or Pacific Islanders</b>	<b>African- American</b>	<b>White/ Caucasian</b>	<b>Hispanic</b>	<b>Other</b>	<b>Unknown</b>
<b>1</b>	<b>0</b>	<b>580</b>	<b>617</b>	<b>16</b>	<b>5</b>	<b>0</b>

Tennessee				
Source of Client Referrals				
Self	Court	Child Support	Other	Unknown
484	616	61	26	0
Outcomes				
No. of non-custodial parents whose parenting time with children increased as a result of services		237		
<p><b>Local Service Providers:</b></p> <ol style="list-style-type: none"> <li>1.     <u><b>Community Legal Center</b></u>  Contact: Meg Jones  910 Vance Ave.  Memphis, TN 38126  Phone: (901) 543-3395</li>   <li>2.     <u><b>Community Mediation Services</b></u>  Contact: Anne Sides  100 North Main Street, Room 115  Clinton, TN 37716  Phone: (865) 463-6888</li>   <li>3.     <u><b>Legal Aid of East Tennessee</b></u>  Contact: Terry Woods  502 South Gay Street, Suite 404  Knoxville, TN 37902  Phone: (615) 880-2558</li>   <li>4.     <u><b>Legal Aid Society of Middle Tennessee</b></u>  Contact: Chris Zellar-Church  120 Franklin Street  Clarksville, TN 37040  Phone: (931) 552-6656</li>   <li>5.     <u><b>Mediation Services of Putnam County</b></u>  Contact: Linda Mix  122 South Madison Street  Cookeville, TN 38501  Phone: (931) 528-7145</li>   <li>6.     <u><b>Decatur County Juvenile Court</b></u>  Contact: Judge Ricky Wood , Donna Jo Pope  126 Deerbrook Drive  Scotts Hill, TN 38374  Phone: (731) 852-3241</li> </ol>				

## Tennessee

7. **Oasis Center**  
Contact: Michael McSurcdy, Susan Orr  
1221 16<sup>th</sup> Avenue South  
P.O. Box 121648  
Nashville, TN 37212  
Phone: (615) 329-1444
  
8. **Weakley County Juvenile Court**  
Contact: Keith Jones  
116 West Main Street  
Dresden, Tennessee 38225  
Phone: (731) 364-5716
  
9. **Community Mediation Center**  
Contact: Christine Wolf  
One Public Square, Suite 10  
Columbia, TN 38401  
Phone: (931) 840-5583

# Texas

**State Access Program Coordinator:**

**Anita Stuckey  
Office of the Attorney General  
Office of Family Initiatives  
Child Support Division  
PO Box 12017, MC 039  
Austin, Texas 78745  
[anita.stuckey@cs.oag.tx.us](mailto:anita.stuckey@cs.oag.tx.us)**

**Annual Federal Grant Award: \$621,404**  
**Minimum 10% State Match: \$ 69,045**

**Number of Minor Age Children in Single  
(Biological) Parent Households: 1,437,598**

**FY 2005 State Program Stats:  
Clients Served**

<b>Total No. of Parents Served</b>	<b>Fathers</b>	<b>Mothers</b>	<b>Grandparent/ Legal Guardian</b>	<b>Children Involved</b>
<b>17182</b>	<b>8561</b>	<b>8621</b>	<b>147</b>	<b>23493</b>

**Services Provided**

<b>Mediation</b>	<b>Counseling</b>	<b>Parent Education</b>	<b>Supervised Visitation</b>	<b>Neutral Drop-off</b>	<b>Development of Parenting Plans</b>
<b>683</b>	<b>584</b>	<b>1540</b>	<b>1176</b>	<b>622</b>	<b>1536</b>

**Marital Status**

<b>Married</b>	<b>Separated</b>	<b>Divorced</b>	<b>Unmarried</b>	<b>Unknown</b>
<b>415</b>	<b>1034</b>	<b>755</b>	<b>682</b>	<b>84</b>

**Annual Income**

<b>Less than \$10,000</b>	<b>\$10,000 to \$19,000</b>	<b>\$20,000 to \$29,000</b>	<b>\$30,000 to \$39,000</b>	<b>\$40,000 &amp; above</b>	<b>Unknown</b>
<b>625</b>	<b>472</b>	<b>302</b>	<b>144</b>	<b>133</b>	<b>8</b>

**Race/Ethnicity**

<b>American Indian or Alaska Native</b>	<b>American Asian or Pacific Islanders</b>	<b>African- American</b>	<b>White/ Caucasian</b>	<b>Hispanic</b>	<b>Other</b>	<b>Unknown</b>
<b>19</b>	<b>44</b>	<b>3707</b>	<b>7040</b>	<b>6242</b>	<b>92</b>	<b>0</b>

Texas				
Source of Client Referrals				
Self	Court	Child Support	Other	Unknown
520	2304	13398	1573	0
Outcomes				
No. of non-custodial parents whose parenting time with children increased as a result of services		2803		
<p style="text-align: center;"><b>Local Service Providers:</b></p> <ol style="list-style-type: none"> <li>1.     <u><b>Bexar County</b></u>  100 Dolorosa  San Antonio, TX 78205  Phone: (210) 335-1242</li>   <li>2.     <u><b>Centers for Children and Families</b></u>  1004 N. Big Spring Street, Suite 325  Midland, TX 79701  Phone: (435) 570-1084</li>   <li>3.     <u><b>Child Crisis Center of El Paso</b></u>  2100 N. Stevens  El Paso, TX 79930  Phone: (915) 562-7955</li>   <li>4.     <u><b>The Children's Center</b></u>  4418 Ave M  Galveston, TX 77553  Phone: (401) 765-1400</li>   <li>5.     <u><b>East Texas Child Advocates, Inc.</b></u>  1230 South High, Bldg. C  Longview, TX 75602  Phone: (903) 753-8093</li>   <li>6.     <u><b>Family Services Association of San Antonio</b></u>  702 San Pedro  San Antonio, TX 78212  Phone: (210) 299-2400</li>   <li>7.     <u><b>Family Services Center</b></u>  901 Ave. B  Brownwood, TX 76801  Phone: (325) 646-5939</li> </ol>				

**Texas**

8.     **Family Support Services of Amarillo**  
1001 S. Polk  
Amarillo, TX 79101  
Phone: (806) 342-2500
  
9.     **Harris County Domestic Relations Office**  
1310 Prairie, Suite 700  
Houston, TX 77002  
Phone: (713) 755-6770
  
10.    **Henderson County HELP Center**  
309 Royall St.  
Athens, TX 75751  
Phone: (903) 675-4357
  
11.    **Legal Aid of North West Texas (LANWT), Inc. Hotline Project**  
1515 Main St.  
Dallas, TX 75201  
Phone: (214) 748-1234
  
12.    **NewDay Services for Children and Families**  
2701 W. Berry  
Fort Worth, TX 76109  
Phone: (817) 926-9499
  
13.    **Wichita Falls-The Place**  
801 Burnet  
Wichita Falls, TX 76301  
Phone: (940) 723-2124
  
14.    **Tarrant County**  
100 N. Houston, 2<sup>nd</sup> floor  
Civil Courthouse  
Fort Worth, TX 76196  
Phone: (817) 884-1925
  
15.    **Travis County**  
1010 Lavaca  
Austin, TX 78741  
Phone: (512) 854-9696

**Texas**

16. **Voices for Children, Inc.**  
115 North Main  
Bryan, TX 77803  
Phone: (797) 822-9700
  
17. **Women's Center of Brazoria County**  
1216 N. Velasco  
Angleton, TX 77515  
Phone: (979) 849-9553
  
18. **Young Women's Association of Texarkana**  
3401 Magnolia  
Texarkana, TX 75503  
Phone: (903) 793-7988
  
19. **Women's Shelter of South Texas**  
P.O. Box 476  
Corpus Christi, TX 78404  
Phone: (361) 884-2900, x106

# Utah

**State Access Program Coordinator:**

**Amanda Singer**  
**Department of Human Services**  
**120 North 200 West, Room 319**  
**Salt Lake City, Utah 84145**  
[asinger@utah.gov](mailto:asinger@utah.gov)

**Annual Federal Grant Award: \$100,000**  
**Minimum 10% State Match: \$ 11,111**

**Number of Minor Age Children in Single  
 (Biological) Parent Households: 103,912**

**FY 2005 State Program Stats:  
 Clients Served**

Total No. of Parents Served	Fathers	Mothers	Grandparent/ Legal Guardian	Children Involved
1,111	555	556	3	791

**Services Provided**

Mediation	Counseling	Parent Education	Supervised Visitation	Neutral Drop-off	Development of Parenting Plans
348	5	0	25	9	7

**Marital Status**

Married	Separated	Divorced	Unmarried	Unknown
0	50	397	97	0

**Annual Income**

Less than \$10,000	\$10,000 to \$19,000	\$20,000 to \$29,000	\$30,000 to \$39,000	\$40,000 & above	Unknown
167	110	106	62	86	0

**Race/Ethnicity**

American Indian or Alaska Native	American Asian or Pacific Islanders	African-American	White/Caucasian	Hispanic	Other	Unknown
9	22	6	449	41	11	0



<b>Utah</b>				
<b>Source of Client Referrals</b>				
<b>Self</b>	<b>Court</b>	<b>Child Support</b>	<b>Other</b>	<b>Unknown</b>
<b>2</b>	<b>559</b>	<b>0</b>	<b>0</b>	<b>0</b>
<b>Outcomes</b>				
<b>No. of non-custodial parents whose parenting time with children increased as a result of services</b>		<b>297</b>		
<p style="text-align: center;"><b>Local Service Providers:</b></p> <ol style="list-style-type: none"> <li>1.     <b><u>The Co-Parenting Mediation Program</u></b>  Administrative Office of the Courts  450 South State Street N31  Salt Lake City, UT 84111  Phone: (801) 238-7858</li>   <li>2.     <b><u>Renaissance Visitation Services</u></b>  1399 South 700 East #15  Salt Lake City, UT 84105  Phone: (801) 487-5883</li> </ol>				

# Vermont

State Access Program Coordinator:  
 Cassie Isabelle  
 Agency of Human Services, Youth Justice  
 103 South Main Street  
 Waterbury, Vermont 05671  
[cassiei@ahs.state.vt.us](mailto:cassiei@ahs.state.vt.us)

Annual Federal Grant Award: \$100,000  
 Minimum 10% State Match: \$ 11,111

Number of Minor Age Children in Single  
 (Biological) Parent Households: 32,716

FY 2005 State Program Stats:  
 Clients Served

Total No. of Parents Served	Fathers	Mothers	Grandparent/ Legal Guardian	Children Involved
643	324	319	77	678

## Services Provided

Mediation	Counseling	Parent Education	Supervised Visitation	Neutral Drop-off	Development of Parenting Plans
103	1	475	512	157	122

## Marital Status

Married	Separated	Divorced	Unmarried	Unknown
111	73	138	373	0

## Annual Income

Less than \$10,000	\$10,000 to \$19,000	\$20,000 to \$29,000	\$30,000 to \$39,000	\$40,000 & above	Unknown
314	220	108	34	25	0

## Race/Ethnicity

American Indian or Alaska Native	American Asian or Pacific Islanders	African-American	White/Caucasian	Hispanic	Other	Unknown
7	7	13	611	15	1	0

<b>Vermont</b>				
<b>Source of Client Referrals</b>				
<b>Self</b>	<b>Court</b>	<b>Child Support</b>	<b>Other</b>	<b>Unknown</b>
<b>206</b>	<b>382</b>	<b>2</b>	<b>107</b>	<b>0</b>
<b>Outcomes</b>				
<b>No. of non-custodial parents whose parenting time with children increased as a result of services</b>		<b>378</b>		
<p style="text-align: center;"><b>Local Service Providers:</b></p> <ol style="list-style-type: none"> <li>1.     <b><u>Family Tree Access Center – St. Johnsbury</u></b>  1 Scale Ave., Suite 62  Rutland, VT 058701  Phone: (800) 519-8272</li>   <li>2.     <b><u>Lamoille Family Center</u></b>  480 Cady’s Falls Road  Morrisville, VT 05661  Phone: (802) 888-5229</li>   <li>3.     <b><u>Emerge Family Advocates</u></b>  2160 North Hartland Road  PO Box 1224  River Junction, VT 05001  Phone: (802) 296-7668</li>   <li>4.     <b><u>WomenSafe</u></b>  PO Box 67  Middlebury, VT 05753  Phone: (802) 388-9180</li>   <li>5.     <b><u>Kids Place</u></b>  Have Justice Will Travel, Inc.  9580 VT Route 113  Chelsea, VT 05038  Phone: (802) 685-7809</li>   <li>6.     <b><u>Family Connection Center for Visitation, Inc.</u></b>  294 North Winooski Ave., Suite 126  Burlington, VT 05401  Phone: (802) 859-0934</li> </ol>				

## Vermont

7. **Family Time**  
626 Main St., PO Box 227  
Bennington, VT 05201  
Phone: (802) 442-7007
  
8. **Family Tree Access Center**  
1 Scale Ave., Suite 62  
Rutland, VT 05701  
Phone: (800) 668-8272
  
9. **Parents and Children Together**  
PO Box 581  
Brattleboro, VT 05301  
Phone: (802) 258-4669
  
10. **Family Tree Access Center - Derby**  
1 Scale Ave., Suite 62  
Rutland, VT 05701  
Phone: (800) 668-8272

# Virginia

**State Access Program Coordinator:**

**Bob Owen**  
**Department of Social Service**  
**Division of Child Support Enforcement**  
**7 North 8<sup>th</sup> Street**  
**Richmond, Virginia 23219**  
[bob.owen@dss.virginia.gov](mailto:bob.owen@dss.virginia.gov)

**Annual Federal Grant Award:** \$203,537  
**Minimum 10% State Match:** \$ 22,615

**Number of Minor Age Children in Single  
(Biological) Parent Households:** 357,571

**FY 2005 State Program Stats:  
Clients Served**

Total No. of Parents Served	Fathers	Mothers	Grandparent/ Legal Guardian	Children Involved
3416	1624	1792	280	3610

**Services Provided**

Mediation	Counseling	Parent Education	Supervised Visitation	Neutral Drop-off	Development of Parenting Plans
2976	29	553	121	130	262

**Marital Status**

Married	Separated	Divorced	Unmarried	Unknown
7	1203	940	1546	0

**Annual Income**

Less than \$10,000	\$10,000 to \$19,000	\$20,000 to \$29,000	\$30,000 to \$39,000	\$40,000 & above	Unknown
998	953	856	469	420	0

**Race/Ethnicity**

American Indian or Alaska Native	American Asian or Pacific Islanders	African-American	White/Caucasian	Hispanic	Other	Unknown
19	38	1224	2123	254	39	0

<b>Virginia</b>				
<b>Source of Client Referrals</b>				
<b>Self</b>	<b>Court</b>	<b>Child Support</b>	<b>Other</b>	<b>Unknown</b>
<b>33</b>	<b>3537</b>	<b>1</b>	<b>125</b>	<b>0</b>
<b>Outcomes</b>				
<b>No. of non-custodial parents whose parenting time with children increased as a result of services</b>		<b>2267</b>		
<b>Local Service Providers:</b>				
<ol style="list-style-type: none"> <li>1.     <b><u>Arlington Public Schools</u></b>  Family and Consumer Sciences  2801 Clarendon Blvd., #306  Arlington, VA 22201  Phone: (703) 228-7216</li>   <li>2.     <b><u>Catholic Charities of Eastern Virginia, Inc.</u></b>  5361-A Virginia Beach Boulevard  Virginia Beach, VA 23462  Phone: (757) 456-2366</li>   <li>3.     <b><u>National Children's Rights Council</u></b>  6300 Editors Park Drive  Hyattsville, MD 20782  Phone: (301) 559-3120</li>   <li>4.     <b><u>Community Mediation Center of Southeastern Virginia</u></b>  586 Virginian Drive  Norfolk, VA 23505  Phone: (757) 480-2777</li>   <li>5.     <b><u>Conflict Resolution</u></b>  PO Box 1185  Roanoke, VA 24006.  Phone: (540) 342-2063</li>   <li>6.     <b><u>Mental Health Association of the New River Valley, Inc.</u></b>  303 Church St.  Blacksburg, VA 24060  Phone: (540) 951-4990</li> </ol>				

## Virginia

7. **Peaceful Alternatives Community Mediation**  
PO Box 1169  
Amherst, VA 24521  
Phone: (434) 929-8227
  
8. **Supreme Court of Virginia-Department of Dispute Resolution**  
100 North Ninth Street  
Richmond, VA 23219  
Phone: (804) 786-4542

# Virgin Islands

State Access Program Coordinator:

Vernice Gumbs

Child Support Division

8000 Niskey Center, 2<sup>nd</sup> Floor, Suite 500

Charlotte Amalie

St. Thomas, Virgin Islands 00802

[nekeyta@hotmail.com](mailto:nekeyta@hotmail.com)

Annual Federal Grant Award: \$ 100,000

No 10% State Match Required

Number of Minor Age Children in Single  
(Biological) Parent Households:

FY 2005 State Program Stats:

Clients Served

Total No. of Parents Served	Fathers	Mothers	Grandparent/ Legal Guardian	Children Involved
254	127	127	0	149

## Services Provided

Mediation	Counseling	Parent Education	Supervised Visitation	Neutral Drop-off	Development of Parenting Plans
120	66	2	0	8	4

## Marital Status

Married	Separated	Divorced	Unmarried	Unknown
17	36	28	171	0

## Annual Income

Less than \$10,000	\$10,000 to \$19,000	\$20,000 to \$29,000	\$30,000 to \$39,000	\$40,000 & above	Unknown
14	56	108	56	20	0

## Race/Ethnicity

American Indian or Alaska Native	American Asian or Pacific Islanders	African-American	White/Caucasian	Hispanic	Other	Unknown
0	0	221	10	23	0	0



<b>Virgin Islands</b>				
<b>Source of Client Referrals</b>				
<b>Self</b>	<b>Court</b>	<b>Child Support</b>	<b>Other</b>	<b>Unknown</b>
<b>69</b>	<b>120</b>	<b>0</b>	<b>65</b>	<b>0</b>
<b>Outcomes</b>				
<b>No. of non-custodial parents whose parenting time with children increased as a result of services</b>			<b>113</b>	
<p style="text-align: center;"><b>Local Service Providers:</b></p> <ol style="list-style-type: none"> <li>1.     <b><u>Virgin Islands Department of Justice</u></b>  <b>DIAL-A-DAD</b>  Nisky Center 2<sup>nd</sup> floor, Suite 500  St. Thomas, VI 00802  Phone: (340)775-3070</li>   <li>2.     <b><u>Virgin Islands Mediation Service</u></b>  <b>P.O. Box 448</b>  St. Croix, VI 00822  Phone: (340) 692-3407</li>   <li>3.     <b><u>The Safety Zone, Inc.</u></b>  <b>P.O. Box 1700</b>  Cruz Bay, St. John, VI 00831  Phone: (340) 692-3407</li> </ol>				

# Washington

**State Access Program Coordinator:**

**Deborah Doyle**

**Department of Health Services, Division of Child Support**

**712 Pear Street, SE**

**Olympia, Washington 98507**

[ddoyle@dshs.wa.gov](mailto:doyoyle@dshs.wa.gov)

**Annual Federal Grant Award: \$ 171, 388**

**Minimum 10% State Match: \$ 17,138**

**Number of Minor Age Children in Single  
(Biological) Parent Households: 357,571**

**FY 2005 State Program Stats:**

**Clients Served**

Total No. of Parents Served	Fathers	Mothers	Grandparent/ Legal Guardian	Children Involved
0	1767	2424	339	6030

**Services Provided**

Mediation	Counseling	Parent Education	Supervised Visitation	Neutral Drop-off	Development of Parenting Plans
340	71	1123	0	0	1320

**Marital Status**

Married	Separated	Divorced	Unmarried	Unknown
1387	836	863	986	0

**Annual Income**

Less than \$10,000	\$10,000 to \$19,000	\$20,000 to \$29,000	\$30,000 to \$39,000	\$40,000 & above	Unknown
1247	845	727	405	597	0

**Race/Ethnicity**

American Indian or Alaska Native	American Asian or Pacific Islanders	African-American	White/Caucasian	Hispanic	Other	Unknown
156	58	319	3253	187	221	0

Washington				
Source of Client Referrals				
Self	Court	Child Support	Other	Unknown
1986	615	58	622	0
Outcomes				
No. of non-custodial parents whose parenting time with children increased as a result of services		1084		
<p><b>Local Service Providers:</b></p> <ol style="list-style-type: none"> <li>1.     <u>Center for Justice</u> 35 W. Main Ave., #300 Spokane, WA 99201 Phone: (509) 835-5211</li>   <li>2.     <u>Clallam County Pro Bono Lawyer Family Court</u> 420 First St. P.O. Box 909 Port Angeles, WA 98501 Phone: (360) 417-0818</li>   <li>3.     <u>Dispute Resolution Center of Thurston County</u> 312 East 4<sup>th</sup> Ave. Olympia, WA 98501 Phone: (360) 956-1155</li>   <li>4.     <u>Divine Alternatives for Dads (DADS)</u> 5709 Ranier Ave. So. Seattle, WA 98188 Phone: (206)722-3137</li>   <li>5.     <u>Thurston County Clerk</u> 2000 Lakeridge Dr. SW Olympia, WA 98502 Phone: (360) 786-5549</li> </ol>				

# West Virginia

**State Access Program Coordinator:**  
**Nikki Tennis**  
**Counsel for Children and Families**  
**West Virginia Supreme Court of Appeals**  
**1900 Kanawha Boulevard, East**  
**Building One, Room E-100**  
**Charleston, West Virginia 25314**  
[nikkitennis@mail.courtswv.org](mailto:nikkitennis@mail.courtswv.org)

**Annual Federal Grant Award:** \$ 100,000  
**Minimum 10% State Match:** \$ 11,111

**Number of Minor Age Children in Single  
 (Biological) Parent Households:** 295,624

**FY 2005 State Program Stats:**  
**Clients Served**

Total No. of Parents Served	Fathers	Mothers	Grandparent/ Legal Guardian	Children Involved
882	403	437	42	661

### Services Provided

Mediation	Counseling	Parent Education	Supervised Visitation	Neutral Drop-off	Development of Parenting Plans
0	0	68	793	395	2

### Marital Status

Married	Separated	Divorced	Unmarried	Unknown
45	174	241	181	0

### Annual Income

Less than \$10,000	\$10,000 to \$19,000	\$20,000 to \$29,000	\$30,000 to \$39,000	\$40,000 & above	Unknown
102	41	48	17	22	0

### Race/Ethnicity

American Indian or Alaska Native	American Asian or Pacific Islanders	African-American	White/Caucasian	Hispanic	Other	Unknown
0	1	15	552	10	3	0

West Virginia				
Source of Client Referrals				
Self	Court	Child Support	Other	Unknown
13	737	0	20	0
Outcomes				
No. of non-custodial parents whose parenting time with children increased as a result of services		10		
<p><b>Local Service Providers:</b></p> <ol style="list-style-type: none"> <li>1. <b><u>Children's Home Society of West Virginia</u></b>  Contact: Joanne Boileau  1605 Honaker Ave.  Princeton, WV 24740  Phone: (304) 435-8428</li>   <li>2. <b><u>Family Refuge Center</u></b>  Contact: Gloria Martin  117 E. Washington St.  PO Box 249  Lewisburg, WV 24901  Phone: (304) 645-6334</li>   <li>3. <b><u>Shenandoah Women's Center Inc.</u></b>  Contact: Ann K. Smith  235 W. Martin Street  Martinsburg, WV 25401  Phone: (304) 263-8292</li>   <li>4. <b><u>YWCA Resolve Family Abuse Program</u></b>  Contact: Debby Weinstein  1114 Quarrier Street  Charleston, WV 25301  Phone: (304) 340-3554</li>   <li>5. <b><u>Family Visitation Center-Women's Resource Center</u></b>  Contact: Christina Bailey  204 North Fayette St.  Beckley, WV 25802-1476  Phone: (304) 255-6906</li> </ol>				

## West Virginia

6. **WV Youth Advocate Program**  
Contact: Renee Ellenberger  
1036 Speedway Avenue  
Fairmont, WV 26554  
Phone: (304) 363-4237
  
7. **YWCA Family Violence Prevention Program**  
Contact: Rhonda Hayes  
1100 Chapline Street  
Wheeling, WV 26003  
Phone: (304) 232-2748
  
8. **The Family Visitation Center of Lewis County**  
Contact: Jacqueline Weeks  
PO Box 1168  
Weston, WV 26452  
Phone: (304) 269-0800
  
9. **Kid's First Program-The Family Crisis Intervention Program**  
1100 Market Street  
Parkersburg, WV 26102  
Phone: (304) 428-8721

# Wisconsin

**State Access Program Coordinator:**

**Sara Mooren**

**SEV Programs Director**

**Children's Trust Fund**

**110 East Main Street, Suite 614**

**Madison, Wisconsin 53703**

[sara.mooren@ctf.state.wi.us.com](mailto:sara.mooren@ctf.state.wi.us.com)

**Annual Federal Grant Award:** \$ 147,846

**Minimum 10% State Match:** \$ 16,427

**Number of Minor Age Children in Single  
(Biological) Parent Households:** 295,624

**FY 2005 State Program Stats:**

**Clients Served**

Total No. of Parents Served	Fathers	Mothers	Grandparent/ Legal Guardian	Children Involved
235	116	119	15	189

### Services Provided

Mediation	Counseling	Parent Education	Supervised Visitation	Neutral Drop-off	Development of Parenting Plans
28	14	212	126	108	0

### Marital Status

Married	Separated	Divorced	Unmarried	Unknown
14	36	110	75	0

### Annual Income

Less than \$10,000	\$10,000 to \$19,000	\$20,000 to \$29,000	\$30,000 to \$39,000	\$40,000 & above	Unknown
24	24	20	9	6	152

### Race/Ethnicity

American Indian or Alaska Native	American Asian or Pacific Islanders	African-American	White/Caucasian	Hispanic	Other	Unknown
2	3	4	225	6	0	0

<b>Wisconsin</b>				
<b>Source of Client Referrals</b>				
<b>Self</b>	<b>Court</b>	<b>Child Support</b>	<b>Other</b>	<b>Unknown</b>
<b>34</b>	<b>163</b>	<b>0</b>	<b>50</b>	<b>0</b>
<b>Outcomes</b>				
<b>No. of non-custodial parents whose parenting time with children increased as a result of services</b>			<b>153</b>	
<p><b>Local Service Providers:</b></p> <ol style="list-style-type: none"> <li>1.     <b><u>Family Resources-Family Exchange</u></b>  122 N. 7<sup>th</sup> St., P.O. Box 1897  La Crosse, WI 54602  Phone: (608) 784-8125</li>   <li>2.     <b><u>Lakeshore CAP, Inc.-Lakeshore Family Resources Access and Visitation</u></b>  540 North 8<sup>th</sup> St.  Manitowoc, WI 54220  Phone: (920) 682-3737</li>   <li>3.     <b><u>Family Support Center-Safe Exchange Program</u></b>  403 High Street  Chippewa Falls, WI 54729  Phone: (715) 723-1138</li>   <li>4.     <b><u>Children's Service Society of Wisconsin</u></b>  2800 Royal Ave., Suite #310  Madison, WI 53713  Phone: (608)221-3511</li>   <li>5.     <b><u>Children's Service Society of Wisconsin-Wausau Visitation Center</u></b>  705 S. 24<sup>th</sup> Ave., #400  Wausau, WI 54401  Phone: (715) 845-6747</li> </ol>				



# Wyoming

**State Access Program Coordinator:**

**Jay Mullendore**  
**Department of Family Services**  
**Child Support Enforcement Unit**  
**2300 Capital Avenue**  
**Hathaway Building #386**  
**Cheyenne, Wyoming 8200203**  
[jmulle1@state.wy.us](mailto:jmulle1@state.wy.us)

**Annual Federal Grant Award:** \$ 100,000  
**Minimum 10% State Match:** \$ 11,111

**Number of Minor Age Children in Single  
 (Biological) Parent Households:** 24,143

**FY 2005 State Program Stats:  
 Clients Served**

Total No. of Parents Served	Fathers	Mothers	Grandparent/ Legal Guardian	Children Involved
1307	642	665	46	553

**Services Provided**

Mediation	Counseling	Parent Education	Supervised Visitation	Neutral Drop-off	Development of Parenting Plans
20	0	184	269	188	855

**Marital Status**

Married	Separated	Divorced	Unmarried	Unknown
173	541	318	264	0

**Annual Income**

Less than \$10,000	\$10,000 to \$19,000	\$20,000 to \$29,000	\$30,000 to \$39,000	\$40,000 & above	Unknown
296	306	241	198	274	0

**Race/Ethnicity**

American Indian or Alaska Native	American Asian or Pacific Islanders	African-American	White/Caucasian	Hispanic	Other	Unknown
23	4	5	1190	73	25	0

Wyoming				
Source of Client Referrals				
Self	Court	Child Support	Other	Unknown
158	905	71	169	0
Outcomes				
No. of non-custodial parents whose parenting time with children increased as a result of services		37		
<p><b>Local Service Providers:</b></p> <ol style="list-style-type: none"> <li>1.     <b><u>Wyoming Children’s Access Network</u></b>  Contact: Cori Erickson, Executive Director  51 Coffeen Ave., Ste 002  Sheridan, WY 82801  Phone: (301) 674-5595</li>   <li>2.     <b><u>Child Advocacy Services of the Big Horns</u></b>  Contact: Zanela Volz, Director  245 Broadway  Sheridan, WY 82801  Phone: (307) 672-0311</li>   <li>3.     <b><u>CASA for the 6<sup>th</sup> Judicial District</u></b>  Contact: Debora Renneisen, Director  300 Carey Ave.  Gillette, WY 82716  Phone: (307) 687-9440</li>   <li>4.     <b><u>Crisis Intervention Services</u></b>  Contact: Lisa Velker, Executive Director  1220 13<sup>th</sup> Street  Cody, WY 82414  Phone: (307) 587-3545</li>   <li>5.     <b><u>Self Help Center</u></b>  Contact: Liz Baron, Executive Director  441 So. Center St., Ste 300  Casper, WY 82601  Phone: (307) 235-2814</li> </ol>				

## Wyoming

6. **Sweetwater Family Resource Center**  
Contact: Kathy Garrison  
351 Monroe #143  
Green River, WY 82935  
Phone: (307) 875-3791
  
7. **Foundation of Caring, Understanding and Services**  
Contact: Pamela Flores, Executive Director  
719 C Washington Blvd.  
Newcastle, WY 82701  
Phone: (307) 746-2748  
Email: [ffc@rtconnect.net](mailto:ffc@rtconnect.net)
  
8. **Safe Harbor: A Children's Justice Center**  
Contact: Lynn Storey Huylar, Director  
1902 Thomes Ave., Ste. 219  
Cheyenne, WY 82001  
Phone: (307) 632-1709  
Email: [safeharbor@juno.com](mailto:safeharbor@juno.com)