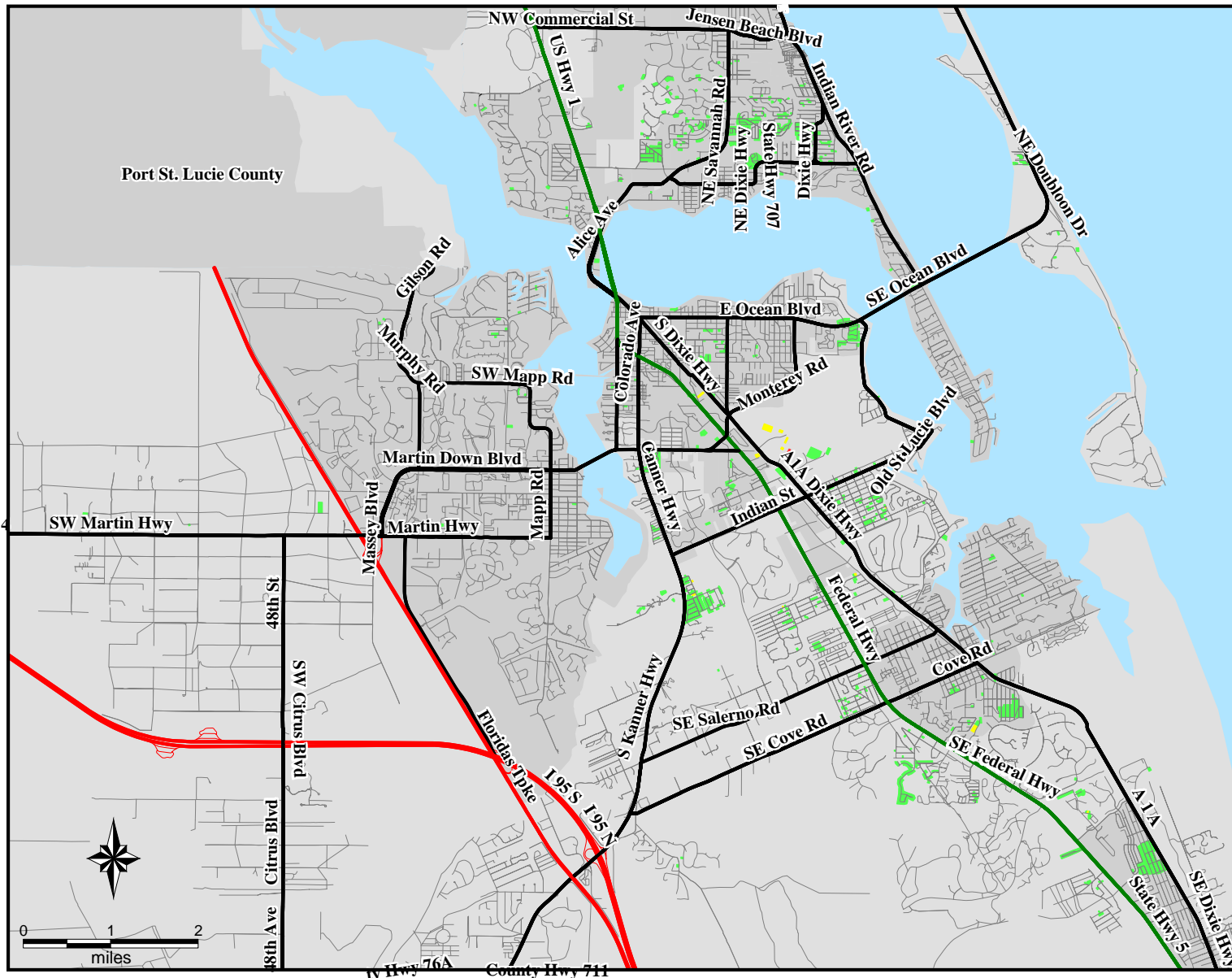
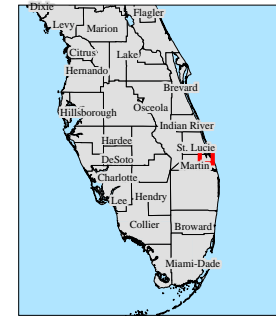


FEMA-1561-DR, Florida

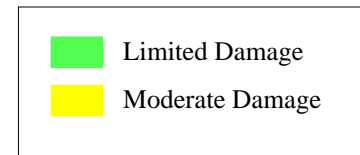
Imagery Derived Assessment - Martin, FL as of 10/1/2004



Location Map



Legend



Estimated Number in Damage Area:

Population:	Housing Units:
LD: 2140	LD: 1074
MD: 1	MD: 1

LIMITED DAMAGE: Generally superficial damage to solid structures (e.g., loss of tiles or roof shingles); some mobile homes and light structures are damaged or displaced.

MODERATE DAMAGE: Solid structures sustain exterior damage (e.g., missing roofs or roof segments); some mobile homes and light structures are destroyed, many are damaged or displaced.

EXTENSIVE DAMAGE: Some solid structures are destroyed; most sustain exterior and interior damage (e.g., roofs missing, interior walls exposed), most mobile homes and light structures are destroyed.

CATASTROPHIC DAMAGE: Most solid and all light or mobile structures destroyed.



ITS Mapping and Analysis Center
Washington, DC
10/5/2004 -- 10:31:58 EDT