

# CBO Surplus and Deficit Estimates - August Update

## (Adjusted to include Bush Defense Request and Budget Resolution Policies)

(\$ billions)	2001	2002	2003	2004	2005	2006	2007	2008	2009	2010	2011	2002-11
<b>CBO August total surplus</b>	153	176	172	201	244	289	340	389	450	507	628	3,397
<b>Social Security trust fund surplus</b>	163	176	190	204	224	242	262	283	303	323	345	2,551
<b>Postal Service deficit</b>	-2	-1	-(*)	-(*)	0	0	0	0	0	0	0	-1
<b>Medicare HI trust fund surplus</b>	29	38	41	42	42	45	43	43	42	39	31	404
<b>CBO surplus/deficit without Social Security and Medicare surpluses 1/</b>	-37	-36	-59	-45	-21	2	35	63	106	146	252	443
<b>Bush defense request</b>	0	12	14	15	17	18	19	21	22	24	25	187
<b>Other budget resolution policies 2/</b>	-0	17	24	29	34	38	52	56	60	65	71	447
<b>Interest</b>	-0	1	2	5	8	11	15	20	26	32	38	158
<b>Revised surplus/deficit without Social Security and Medicare surpluses 1/</b>	-37	-65	-99	-94	-80	-65	-52	-34	-2	26	117	-349
<b>Raid on Medicare</b>	-29	-38	-41	-42	-42	-45	-43	-34	-2	0	0	-286
<b>Raid on Social Security</b>	-8	-28	-58	-52	-38	-20	-9	0	0	0	0	-205
<b>Total raid on trust funds</b>	-37	-65	-99	-94	-80	-65	-52	-34	-2	0	0	-491

(\*) Less than \$500 million deficit

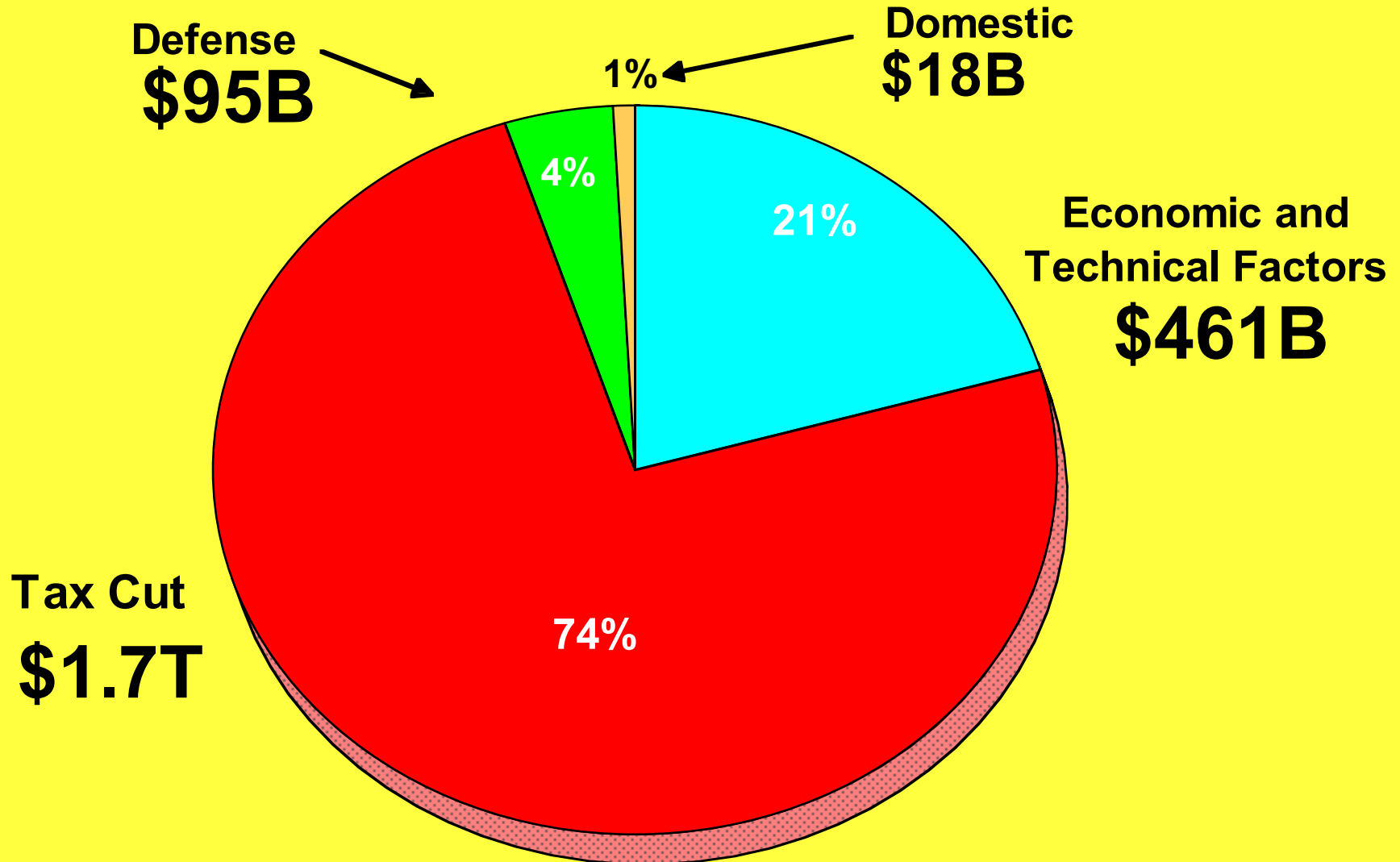
1/ Also excludes Postal Service deficit.

2/ Includes amounts allocated for a prescription drug benefit, expanded health care coverage, veterans programs, agriculture and other policies.

05-Sep

# What Happened to the Surplus?

FY 2002-11

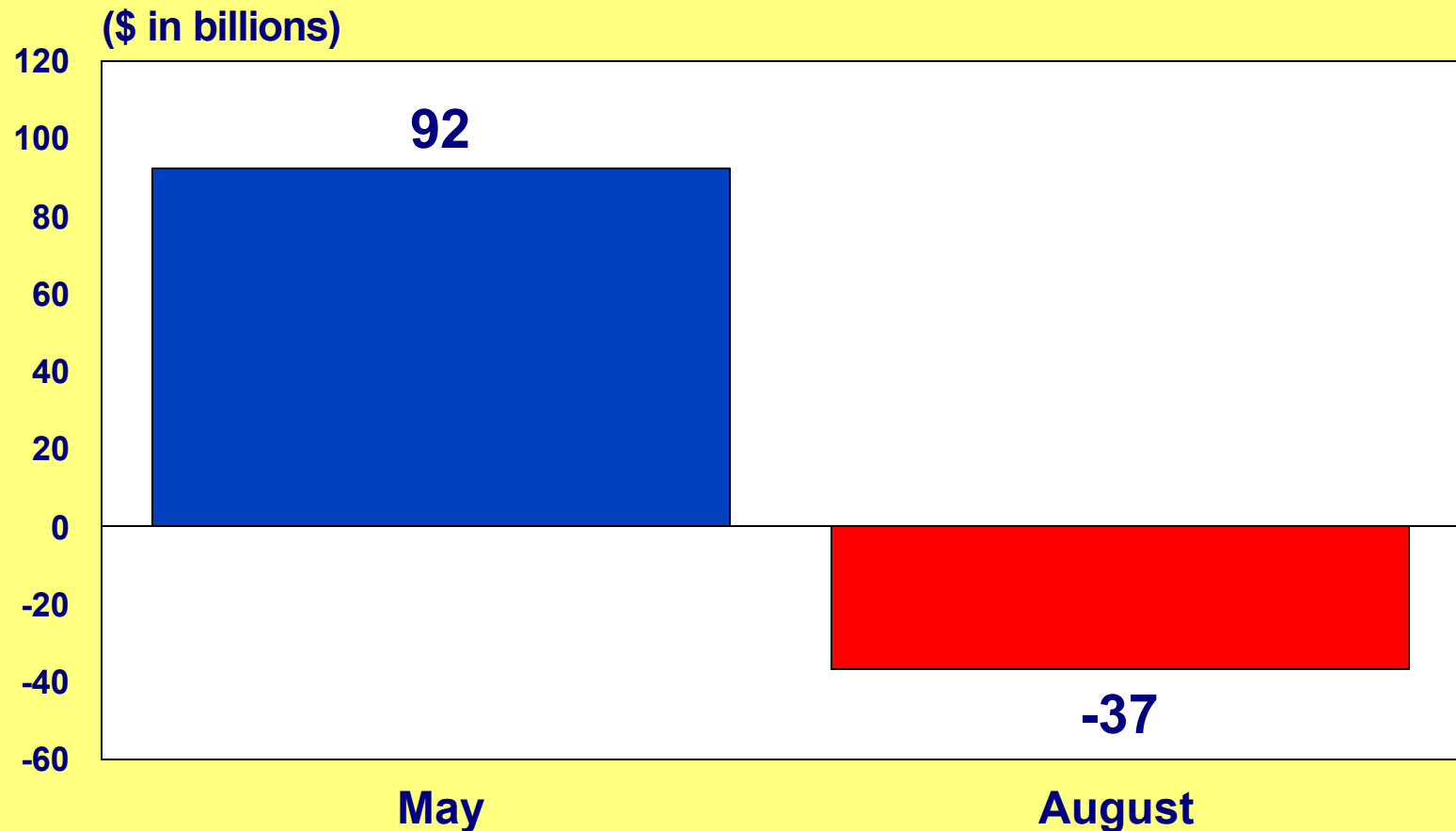


Note: All totals include associated interest costs.

Source: CBO

# What Happened to the Surplus?

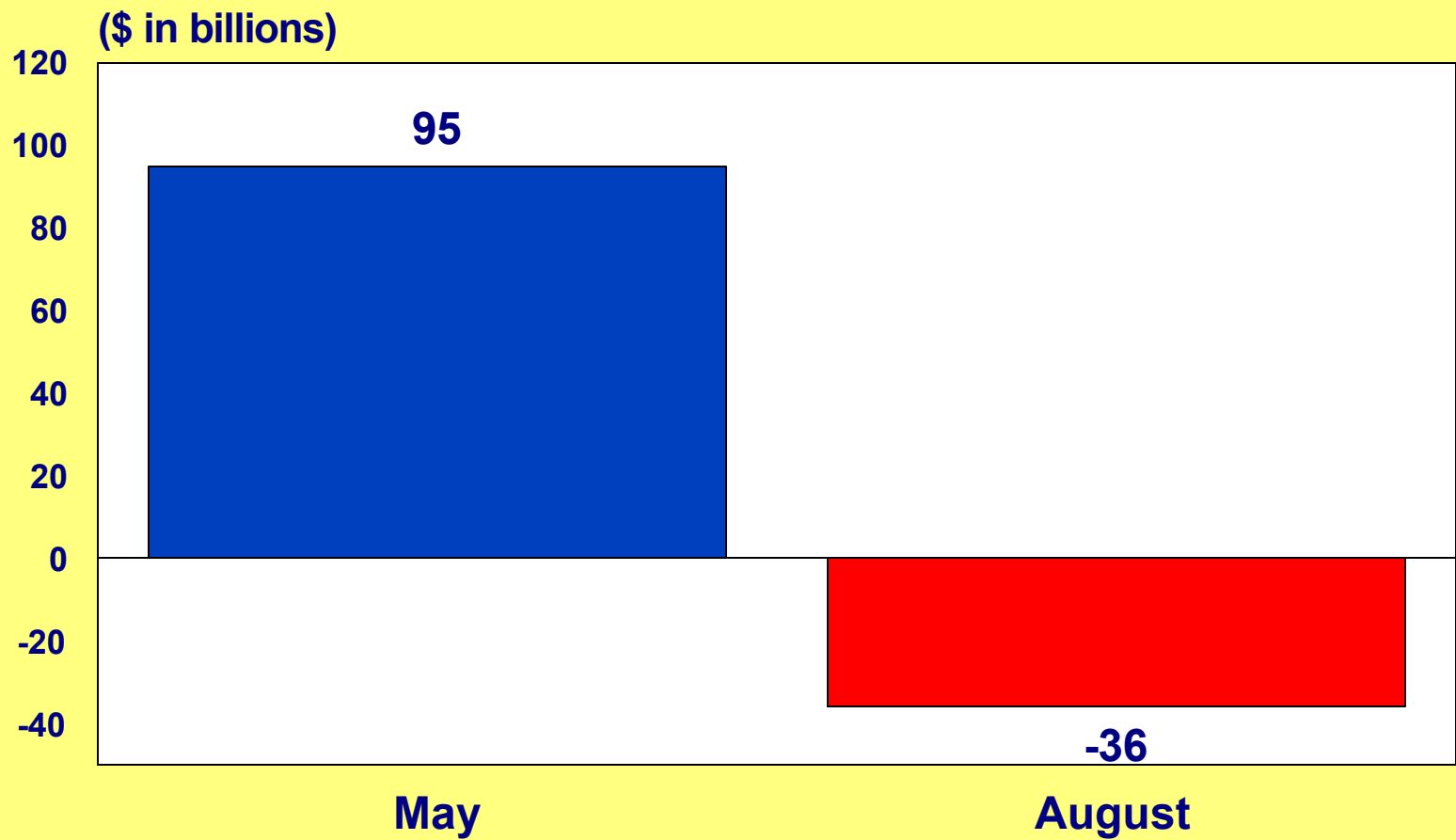
Change in 2001 Surplus without  
Counting Social Security and Medicare



Source: CBO

# What Happened to the Surplus?

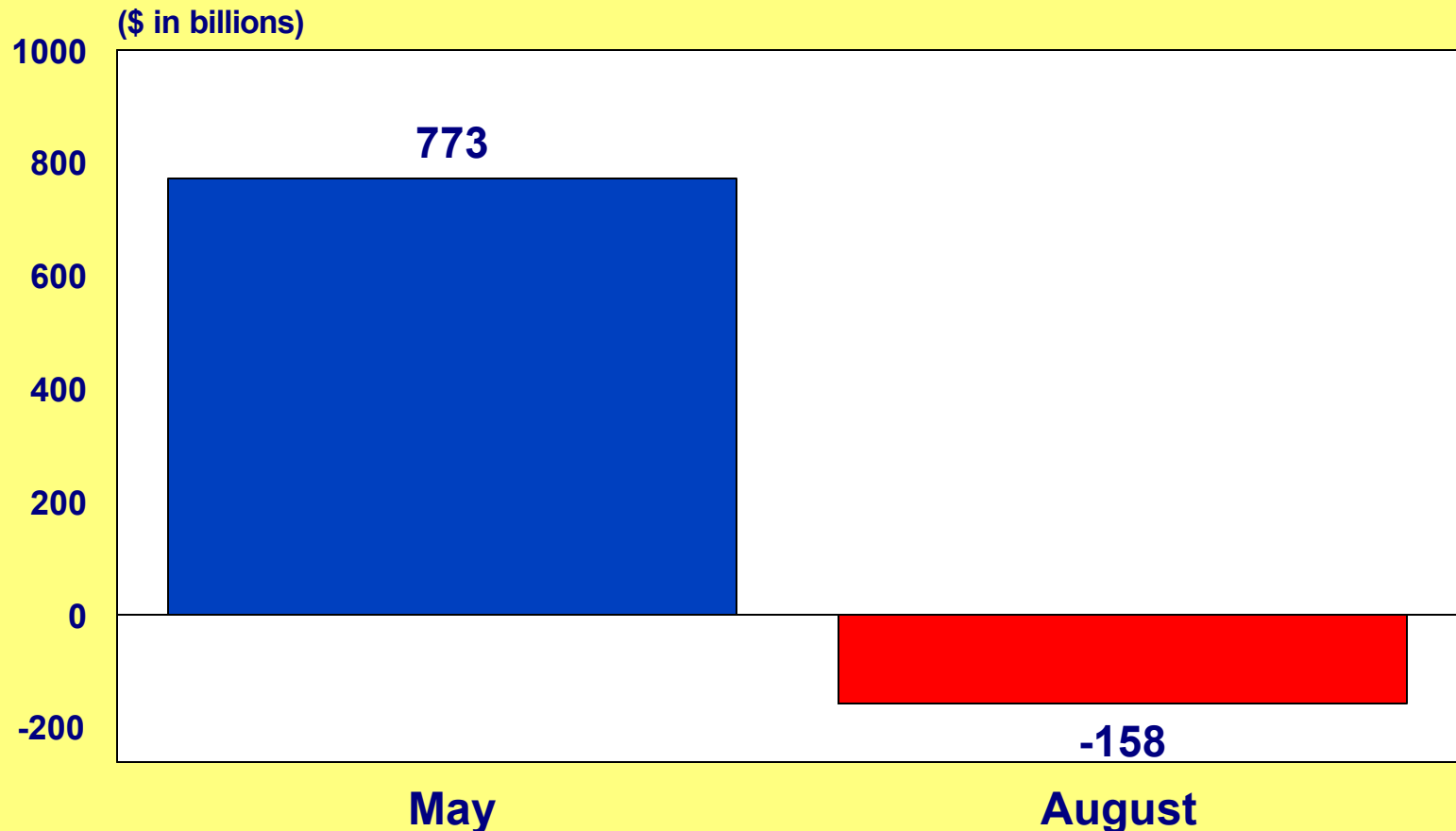
## Change in 2002 Surplus without Counting Social Security and Medicare



Source: CBO

# What Happened to the Surplus?

Change in 2002-06 Surplus without  
Counting Social Security and Medicare



Source: CBO