


## Passport Book & Card Photograph Quality Requirements



In order to print your passport picture, clear and correctly exposed photos must be submitted with your application – especially when applying for the U.S. passport card which displays a black and white image of the bearer. See the following examples of acceptable and unacceptable photos to ensure that the photographs you submit are correct.

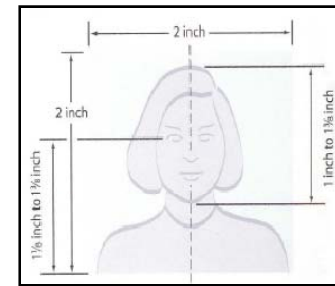
The **most common** reason for a passport photo to be rejected for use is the **over exposure** or **lightness** of the photograph.

**Photo 1 is not acceptable** because it is **over exposed**, as you can see from the light patches discoloring the woman's face.




Photo 2 is acceptable

Photographs should be **2 x 2 inches** in size. The face size, measured from the bottom of the chin to the top of the head (including hair), should not be less than 1 inch or more than 1 3/8 inches.




Other examples of **unacceptable** and **acceptable** passport photographs include:

### Shadows on Face




### Poorly Focused



### Low Quality/Visible Dots



Incorrect  
Facial  
Direction



Dark  
Photo

