



1-800-CDC-INFO (232-4636)
 In English, en Español
 24 Hours/Day
 cdcinfo@cdc.gov
 http://www.cdc.gov/hiv

June 2005

A Glance at the HIV/AIDS Epidemic

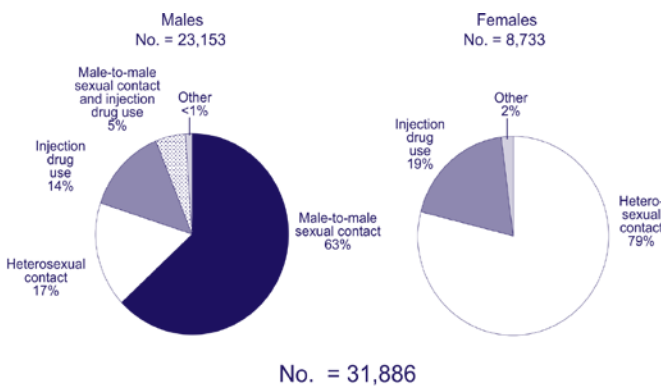
HIV/AIDS DIAGNOSES

At the end of 2003, an estimated 1,039,000 to 1,185,000 persons in the United States were living with HIV/AIDS [1]. In 2003, 32,048 cases of HIV/AIDS were reported from the 33 areas (32 states and the US Virgin Islands) with long-term, confidential name-based HIV reporting [2]. When all 50 states are considered, CDC estimates that approximately 40,000 persons become infected with HIV each year [1].

By Exposure

In 2003, MSM represented the largest proportion of HIV/AIDS diagnoses, followed by adults and adolescents infected through heterosexual contact.

Exposure categories of adults and adolescents who received a diagnosis of HIV/AIDS, 2003

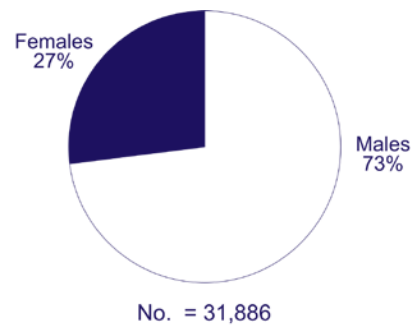


Note. Based on data from 33 areas with long-term, confidential name-based HIV reporting.

By Sex

In 2003, almost three quarters of HIV/AIDS diagnoses were made for male adolescents and adults.

Sex of adults and adolescents who received a diagnosis of HIV/AIDS, 2003

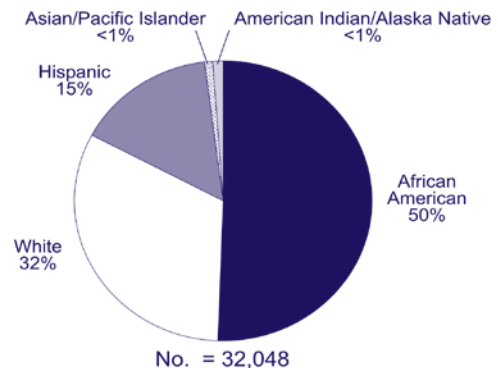


Note. Based on data from 33 areas with long-term, confidential name-based HIV reporting.

By Race/Ethnicity

Persons of minority races and ethnicities are disproportionately affected by HIV/AIDS. In 2003, African Americans, who make up approximately 12% of the US population, accounted for half of the HIV/AIDS cases diagnosed.

Race/ethnicity of persons (including children) who received a diagnosis of HIV/AIDS, 2003



Note. Based on data from 33 areas with long-term, confidential name-based HIV reporting. Includes persons of unknown race or multiple races.

HIV/AIDS includes persons with a diagnosis of HIV infection (not AIDS), a diagnosis of HIV infection and a later diagnosis of AIDS, or concurrent diagnoses of HIV infection and AIDS.

TRENDS IN AIDS DIAGNOSES AND DEATHS

During the mid-to-late 1990s, advances in treatment slowed the progression of HIV infection to AIDS and led to dramatic decreases in AIDS deaths. Although the decrease in AIDS deaths continues (3% decrease from 1999 through 2003), the number of AIDS diagnoses increased an estimated 4% during that period [2].

Better treatments have also led to an increasing number of persons in the United States who are living with AIDS. From the end of 1999 through the end of 2003, the number of persons in the United States who were living with AIDS increased from 311,205 to 405,926—an increase of 30% [2].

Estimated AIDS diagnoses, deaths, and persons living with AIDS 1998–2002

	1999	2000	2001	2002	2003	Cumulative through 2003
Estimated AIDS diagnoses	41,356	41,267	40,833	41,289	43,171	929,985
Estimated AIDS deaths	18,491	17,741	18,524	17,557	18,017	524,060
Estimated Persons living with AIDS	311,205	334,731	357,040	380,771	405,926	NA

NA, not applicable (the category Estimated persons living with AIDS is cumulative).

REFERENCES

1. Glynn M, Rhodes P. Estimated HIV prevalence in the United States at the end of 2003. National HIV Prevention Conference; June 2005; Atlanta. Abstract 595.
2. CDC. *HIV/AIDS Surveillance Report, 2003* (Vol. 15). Atlanta: US Department of Health and Human Services, CDC; 2004:1–46. Available at <http://www.cdc.gov/hiv/stats/2003surveillancereport.pdf>. Accessed March 16, 2005.

For more information . . .

CDC Division of HIV/AIDS Prevention

<http://www.cdc.gov/hiv>
CDC HIV/AIDS prevention resources

CDC-INFO

1-800-232-4636
Information about personal risk and where to get an HIV test

CDC National HIV Testing Resources

<http://www.hivtest.org>
Location of HIV testing sites

CDC National Prevention Information Network (NPIN)

1-800-458-5231
<http://www.cdcpin.org>
CDC resources, technical assistance, and publications

AIDSinfo

1-800-448-0440
<http://www.aidsinfo.nih.gov>
Resources on HIV/AIDS treatment and clinical trials