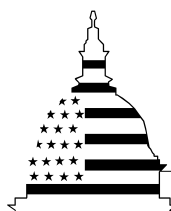


April 2002

DRUG COURTS

Better DOJ Data Collection and Evaluation Efforts Needed to Measure Impact of Drug Court Programs



G A O

Accountability * Integrity * Reliability

Contents

Letter

Results in Brief	1
Background	2
DOJ Has Not Sufficiently Managed the Collection and Utilization of Performance and Outcome Data Collected from Federally Funded Drug Court Programs	4
DOJ's Effort to Complete a National Impact Evaluation of DCPO-Funded Drug Court Programs Has Fallen Short of Its Objective	8
Conclusions	15
Recommendations for Executive Action	18
Agency Comments and Our Evaluation	19
	20

Appendixes

Appendix I: Objectives, Scope, and Methodology	23
Appendix II: Operating Drug Court Programs by Location as of December 31, 2001	27
Appendix III: Drug Court Programs by Target Population as of December 31, 2001	29
Appendix IV: Status and DCPO Support of Drug Court Programs by Jurisdiction as of December 31, 2001	30
Appendix V: Number, Amount, and Type of DCPO Grants Awarded to Drug Court Programs	70
Appendix VI: Timeline of NIJ's Effort to Complete National Drug Court Impact Evaluation	71
Appendix VII: Comments from the Department of Justice	73
GAO Comments	77
Appendix VIII: Comments from RAND	78
Appendix IX: GAO Contacts and Staff Acknowledgments	79
GAO Contacts	79
Staff Acknowledgments	79

Tables

Table 1: DCPO Drug Court Program Appropriations, Grant Awards, and Other Obligations	7
--	---

Table 2: Universe of Operating and Planned U.S. Drug Court Programs by Target Population (Based on information available as of December 31, 2001)	29
Table 3: Status and DCPO Support of Drug Court Programs by Jurisdiction (Based on information available as of December 31, 2001)	30
Table 4: Drug Court Program Grants and Awards Administered by DCPO (fiscal years 1995-2001)	70

Figures

Figure 1: Number of Drug Court Programs Operating Between 1989 and December 31, 2001	4
Figure 2: Number of Drug Court Programs Started by Calendar Year 1989 through December 31, 2001	5
Figure 3: DCPO's Semiannual Data Collection Survey Response Rates	10
Figure 4: Number of U.S. Operating Drug Court Programs as of December 31, 2001	28

Abbreviations

DCPO	Drug Courts Program Office
DOJ	Department of Justice
NIJ	National Institute of Justice



United States General Accounting Office
Washington, D.C. 20548

April 18, 2002

The Honorable Charles E. Grassley
Ranking Minority Member
Subcommittee on Crime and Drugs
Committee on the Judiciary
United States Senate

The Honorable Jeff Sessions
United States Senate

This report responds to your request that we assess the Department of Justice's (DOJ) efforts to collect data on the performance and impact of federally funded drug court programs. The main purpose of a drug court program is to use the authority of the court to reduce crime by changing defendants' substance abuse behavior. Under this concept, in exchange for the possibility of dismissed charges or reduced sentences, defendants are diverted to drug court programs in various ways and at various stages in the judicial process. Judges generally preside over drug court proceedings; monitor the progress of defendants; and prescribe sanctions and rewards as appropriate in collaboration with prosecutors, defense attorneys, treatment providers, and others. While some basic requirements are set at the federal level, most decisions about how a drug court operates are left to local jurisdictions.

This report follows up on our 1997 report,¹ which concluded that (1) many drug court programs were not maintaining follow-up data on program participants' criminal recidivism or drug use relapse after they have left the program and (2) differences and limitations in the objectives, scope, and methodology of existing evaluation studies, among other things, did not permit firm conclusions to be made on the overall impact or effectiveness of drug court programs. In our 1997 report, we recommended that DOJ-funded drug court programs be required to collect and maintain post-program follow-up data on program participants' criminal recidivism and, to the extent feasible, post-program follow-up data on drug use relapse. To improve the methodological soundness of future federally funded impact evaluations, we recommended that these impact evaluations include post-program data and comparison groups within their scope. In 1998, DOJ

¹*U.S. General Accounting Office, Drug Courts: Overview of Growth, Characteristics, and Results, GAO/GGD-97-106* (Washington, D.C.: July 31, 1997).

implemented our recommendations and, beginning in 1999, required its DCPO-funded programs to periodically provide performance and outcome data on their drug court programs. In addition, in 1998, DOJ undertook an effort, through NIJ, to conduct a national impact evaluation using 14 DCPO-funded drug court programs. These efforts included the collection of post-program data within their scope.

As agreed with your staffs, this report focuses on DOJ's (1) Drug Courts Program Office's (DCPO) efforts to collect performance and outcome data from federally funded drug court programs² and (2) National Institute of Justice's (NIJ) efforts to complete a national impact evaluation of federally funded drug court programs.³ To achieve these objectives, among other things, we (1) interviewed appropriate DOJ officials and other drug court program researchers, stakeholders, and practitioners; (2) reviewed DCPO program guidelines to determine grantee data collection and reporting requirements; (3) conducted structured interviews with a representative sample of DCPO-funded drug court programs; and (4) analyzed data from recently completed surveys conducted by other drug court community stakeholders. A more detailed description of our scope and methodology is contained in appendix I.

Results in Brief

Although requiring that DCPO-funded drug court programs collect and provide performance measurement and outcome data, DOJ has not sufficiently managed this effort. The factors contributing to insufficient management included the (1) inability of DOJ to readily identify the universe of DCPO-funded drug court programs, including those subject to DCPO's data collection reporting requirements; (2) inability of DOJ to accurately determine the number of drug court programs that responded to DCPO's semiannual data collection survey; (3) inefficiencies in the

²While there are drug court programs that receive funds from other federal sources, our review focused on those programs receiving funds from DCPO, which is DOJ's component responsible for administering the federal drug court program under the Violent Crime Act.

³NIJ is the research component of DOJ.

administration of DCPO's semiannual data collection effort; (4) elimination of post-program impact questions from the scope of DCPO's data collection survey effort; and (5) insufficient use of the Drug Court Clearinghouse.⁴

In addition, various administrative and research factors have hampered DOJ's ability to complete the two-phase NIJ-sponsored national impact evaluation study. These included (1) DCPO's delay in notifying DCPO-funded drug court programs of the NIJ grantee's plans to conduct site visits; (2) the grantee's lateness in meeting task milestones; (3) NIJ's multiple grant extensions to the grantee that extended the timeframe for completing phase I and further delayed NIJ's subsequent decision to discontinue phase II; and (4) the inability of the phase I efforts to produce a viable design strategy that was to be used to complete a national impact evaluation in phase II. DOJ's alternative plan for addressing the impact of federally funded drug court programs is not expected to provide information on the impact of federally funded drug court programs until year 2007. As a result, DOJ continues to lack vital information that the Congress, the public, and other program stakeholders may need to determine the overall impact of federally funded drug court programs and to assess whether drug court programs are an effective use of federal funds.

We make recommendations in this report for improving DOJ's efforts to collect performance and outcome data on federally funded drug court programs and to address the need for more immediate data on the impact of these programs.

In its April 3, 2002, written comments on a draft of this report, DOJ noted that we make several valuable recommendations for improving the collection of data on the performance and impact of federally funded drug court programs and outlines steps it is considering to address some of the recommendations we make for improving its collection of data on the performance and impact of federally funded drug court programs.

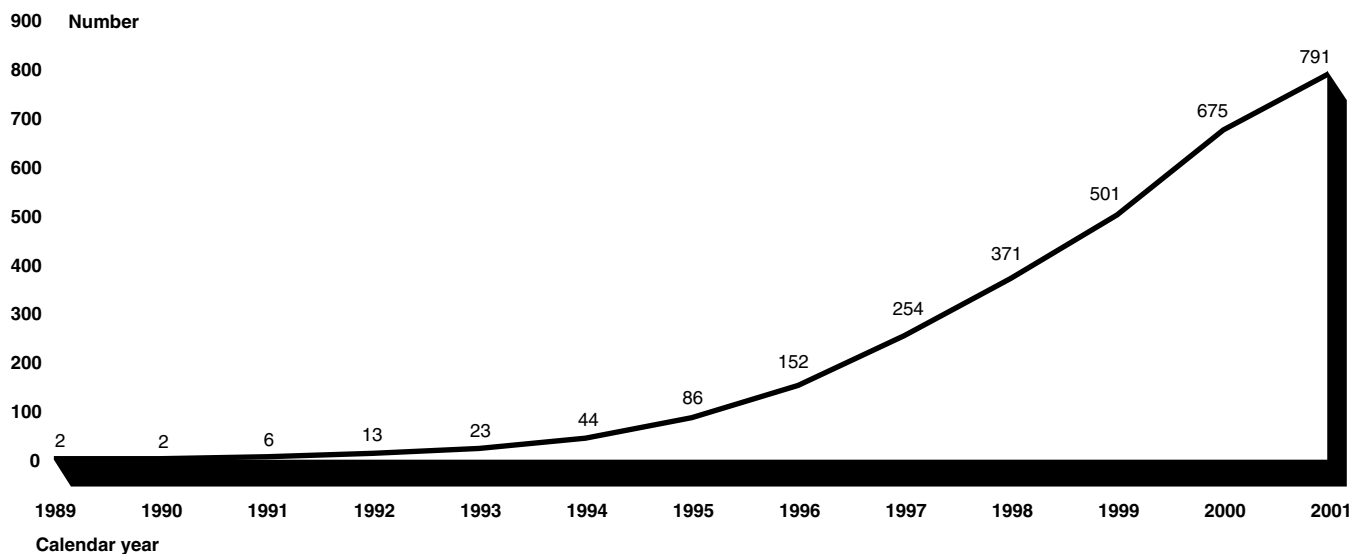
⁴The Drug Court Clearinghouse and Technical Assistance Project (Drug Court Clearinghouse) at American University was established and has been funded by DOJ's Office of Justice Programs to assist state and local justice system officials and treatment professionals in addressing issues relating to planning, implementing, managing, and evaluating drug court programs. It provides clearinghouse and technical assistance services and other support to jurisdictions planning, implementing, or expanding drug court programs. Priority for such services is given to jurisdictions that have received or applied for funding under DCPO's grant program.

Background

Since 1989, when the first drug court program was established, the number of drug court programs has increased substantially. In addition, DCPO's oversight responsibilities and funding to support the planning, implementation, and enhancement of these programs have increased.

As shown in figure 1, the number of operating drug court programs has more than tripled since our prior report from about 250 in 1997 to almost 800 in 2001 based on information available as of December 31, 2001.

Figure 1: Number of Drug Court Programs Operating Between 1989 and December 31, 2001



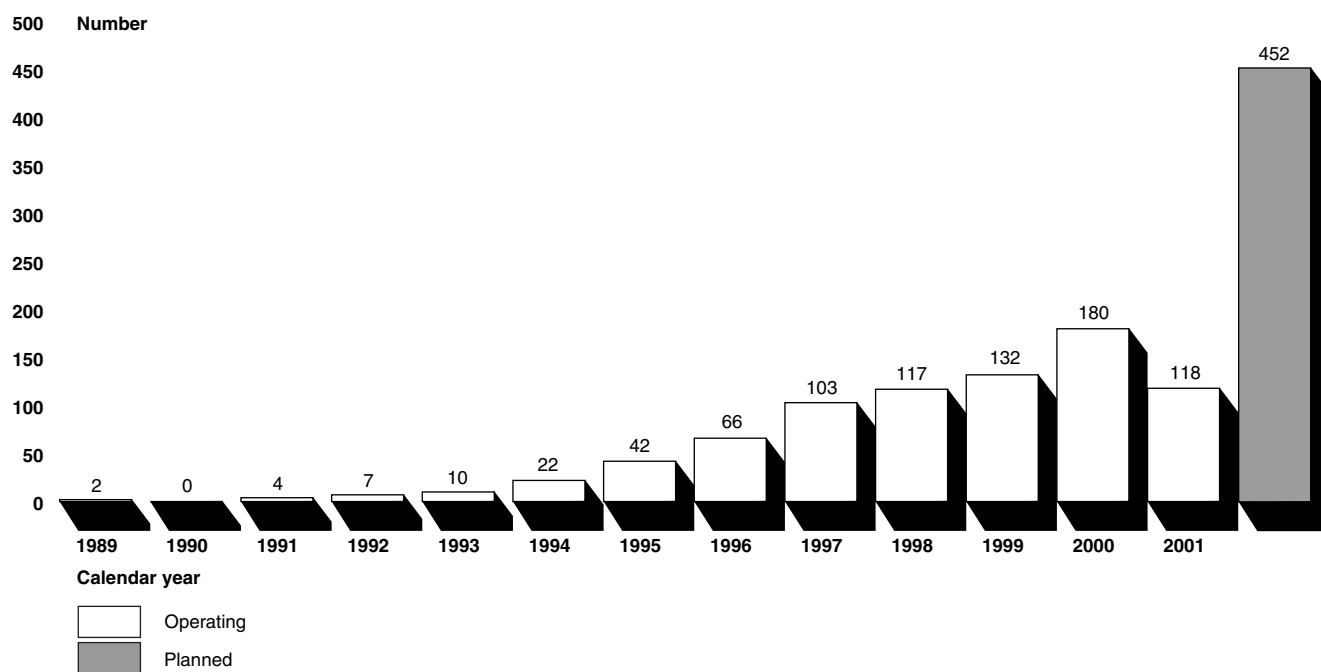
Source: GAO's analysis of data obtained from the Drug Court Clearinghouse.

The number of operating programs that received DCPO funding, and thus were subject to its oversight, has also grown—from over 150 in fiscal year 1997 to over 560 through fiscal year 2001.⁵

⁵The number of DCPO-funded drug court programs was based on our analyses of information provided by the Drug Court Clearinghouse. This figure may not be an accurate representation of the universe of DCPO-funded drug court programs. As discussed later, the Drug Court Clearinghouse does not follow up with all DCPO-funded drug court programs.

As shown in figure 2, the number of drug court programs started by calendar year since our prior report has also increased. Although the number of drug court programs started in 2001 dropped, over 450 additional programs have been identified as being planned based on information available as of December 31, 2001.

Figure 2: Number of Drug Court Programs Started by Calendar Year 1989 through December 31, 2001



Source: GAO's analysis of Drug Court Clearinghouse data.

Based on information available as of December 31, 2001, drug court programs were operating in 48 states, the District of Columbia, and Puerto Rico. Only New Hampshire and Vermont had no operating drug court programs.⁶ Six states (California, Florida, Louisiana, Missouri, New York, and Ohio) accounted for over 40 percent of the programs. Appendix II

⁶New Hampshire has plans to start two drug court programs, and Vermont has plans to start one drug court program. In addition, Guam has plans to start two drug court programs.

provides information on the number of operating drug court programs in each state.

Although there are basic elements common to many drug court programs, the programs vary in terms of approaches used, participant eligibility and program requirements, type of treatment provided, sanctions and rewards, and other practices. Drug court programs also target various populations (adults, juveniles, families, and Native American tribes). Appendix III provides details on the number of drug court programs by targeted population, and appendix IV provides details on the drug court programs by jurisdiction and the types of funding, if any, the programs have received from DCPO.

Federal funding for drug court programs has also continued to increase. As shown in table 1, congressional appropriations for the implementation of DOJ's drug court program has increased from about \$12 million in fiscal year 1995 to \$50 million in fiscal years 2001 and 2002. Since fiscal year 1995, Congress has appropriated about \$267 million in Violent Crime Act⁷ related funding to DOJ for the federal drug court program. DCPO funding in direct support of drug court programs has increased from an average of about \$9 million in fiscal years 1995 and 1996 to an average of about \$31 million for fiscal years 1997 through 2001.⁸ Between fiscal years 1995 and 2001, DCPO has awarded about \$174.5 million in grants to fund the planning, implementation, and enhancement of drug court programs. About \$21.5 million in technical assistance, training, and evaluations grants were awarded. About \$19.6 million were obligated for management and administration purposes and to fund nongrant technical assistance, training, and evaluation efforts. Since the inception of the DCPO drug court program, a total of \$3 million in prior year recoveries have been realized. About \$4.5 million through fiscal year 2001 had not been obligated. Congress appropriated an additional \$50 million for fiscal year 2002. At the time of our review, DCPO was in the process of administering the fiscal year 2002 grant award program.

⁷Violent Crime Control and Law Enforcement Act of 1994, P.L. 103-322 (1994).

⁸Drug court programs have also received funding from other federal sources, state and local governments, private sources, and/or fees collected from program participants. We do not include these figures in our report.

Table 1: DCPO Drug Court Program Appropriations, Grant Awards, and Other Obligations

Dollars in millions

Fiscal year	Unobligated balance carried forward	Appropriation amount	Drug Court Program grant awards	Technical assistance, training, and evaluation grants	Management and administration, and other obligations ^a	Prior year recoveries	Unobligated balance remaining
1995	0.0	\$11.9	\$9.4	\$0.8	\$0.4	0.0	\$1.3
1996	\$1.3	15.0	8.3	0.3	0.0	0.0	7.7
1997	7.7	30.3 ^b	28.2	2.5	0.9	\$0.1	6.5
1998	6.5	30.0	30.7	4.5	1.1	0.2	0.4
1999	0.4	40.0	37.3	0.9	1.8	1.2	1.6
2000	1.6	40.0	27.0	7.0	3.3	0.4	4.7
2001	4.7	49.9 ^c	33.6	5.5	12.1	1.1	4.5
Total		\$217.1^d	\$174.5	\$21.5	\$19.6	\$3.0	\$4.5

^aOther obligations include nongrant obligations (contracts, purchase orders, etc.) which could include technical assistance, training, and evaluation efforts.

^bIncludes \$339,000 in appropriation funds transferred by the Office of National Drug Control Policy to DOJ.

^cDCPO's fiscal year 2001 appropriation amount was reduced by a 0.0022% congressional rescission.

^dCongress appropriated an additional \$50 million for fiscal year 2002. At the time of our review, DCPO was in the process of administering the fiscal year 2002 grant award program.

Source: Public Laws and DOJ's Office of Justice Programs' Office of Budget and Management Services.

Appendix V provides details on the number, amount, and types of grants DCPO awarded since the implementation of the federal drug court program.

DOJ Has Not Sufficiently Managed the Collection and Utilization of Performance and Outcome Data Collected from Federally Funded Drug Court Programs

Since 1998, DCPO implementation and enhancement grantees have been required to collect, and starting in 1999, to submit to DCPO, among other things, performance and outcome data on program participants. DCPO collects these data semiannually using a Drug Court Grantee Data Collection Survey. This survey was designed by DCPO to ensure that grantees were collecting critical information about their drug court programs and to assist in the national evaluation of drug court programs. In addition, DOJ intended to use the information to respond to inquiries regarding the effectiveness of drug court programs. However, due to various factors, DCPO has not sufficiently managed the collection and utilization of these data. As a result, DOJ cannot provide Congress, drug court program stakeholders, and others with reliable information on the performance and impact of federally funded drug court programs.

Factors Contributing to Insufficiencies in DOJ's Management

Various factors contributed to insufficiencies in DOJ's drug court program data collection effort. These factors included (1) inability of DOJ to readily identify the universe of DCPO-funded drug court programs, including those subject to DCPO's data collection reporting requirements; (2) inability of DOJ to accurately determine the number of drug court programs that responded to DCPO's semiannual data collection survey; (3) inefficiencies in the administration of DCPO's semiannual data collection effort; (4) the elimination of post-program impact questions from the scope of DCPO's data collection survey effort; and (5) the insufficient use of the Drug Court Clearinghouse.

DOJ Has Been Unable to Readily Identify the Universe of Drug Court Programs It Has Funded

DOJ's grant management information system, among other things, tracks the number and dollar amount of grants the agency has awarded to state and local jurisdictions and Native American tribes to plan, implement, and enhance drug court programs. This system, however, is unable to readily identify the actual number of drug court programs DCPO has funded. Specifically, the system does not contain a unique drug court program identifier, does not track grants awarded to a single grantee but used for more than one drug court program, and contains data entry errors that impact the reliability of data on the type of grants awarded. For example, at the time of our review, the system contained some incorrectly assigned grant numbers, did not always identify the type of grant awarded, and incorrectly identified several grantees as receiving a planning, implementation, and enhancement grant in fiscal year 2000. These factors made it difficult for DCPO to readily produce an accurate universe of the

drug court programs that had received DCPO funding and were subject to DCPO's data collection reporting requirement.

Although DOJ has been able to provide information to enable an estimate of the universe of DCPO-funded drug court programs to be derived, the accuracy of this information is questionable because DCPO has relied on the Drug Court Clearinghouse to determine the number of DCPO-funded drug court programs and their program implementation dates. One of the Drug Court Clearinghouse's functions has been to identify DCPO-funded drug court programs. However, the Drug Court Clearinghouse has only been tasked since 1998 with following up with a segment of DCPO grantees to determine their implementation date. Thus, the information provided to DCPO on the universe of DCPO-funded drug court programs is at best an estimate and not a precise count of DCPO drug court program grantees. Noting that its current grant information system was not intended to readily identify and track the number of DCPO-funded drug court programs, DCPO officials said that they plan to develop a new management information system that will enable DOJ to do so. Without an accurate universe of DCPO-funded drug court programs, DCPO is unable to readily determine the actual number of programs or participants it has funded or, as discussed below, the drug court programs that should have responded to its semiannual data collection survey.

DOJ Has Been Unable to Accurately Determine Response Rates for Its Data Collection Survey

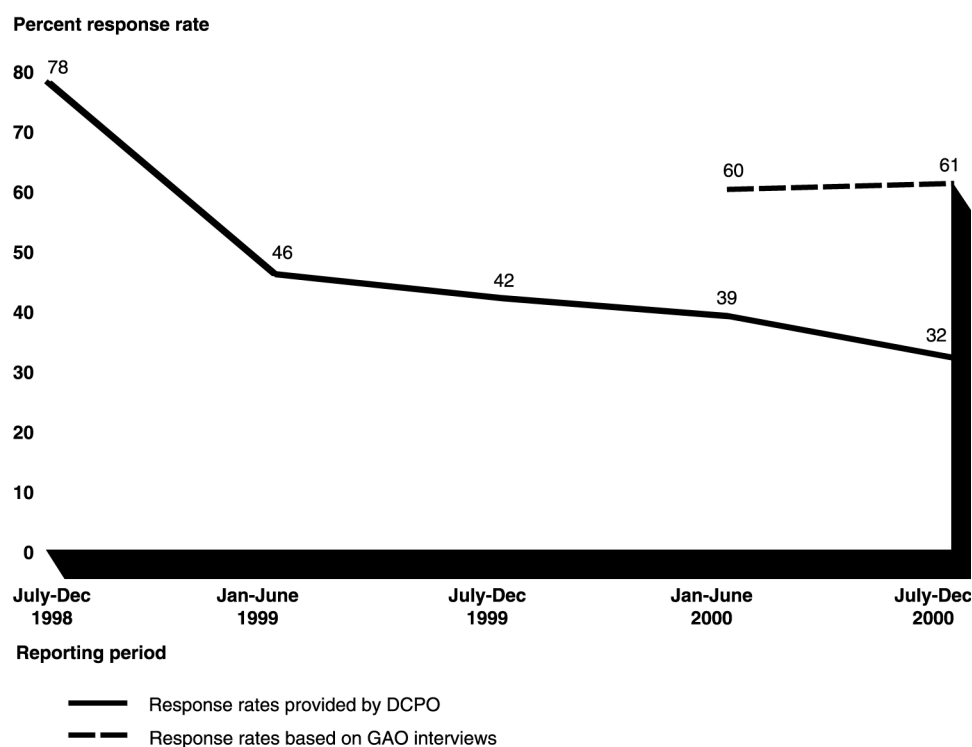
According to DCPO officials, grantee response rates to DCPO's semiannual survey have declined since DCPO began administering the survey in 1998. As shown in figure 3, the information in DCPO's database indicated that grantee response rates declined from about 78 percent for the first survey reporting period (July to Dec. 1998) to about 32 percent for the July to December 2000 reporting period. However, results from our follow-up structured interviews with a representative sample of the identifiable universe of drug court programs that were DCPO grantees during the 2000 reporting periods revealed that DCPO did not have an accurate account of grantees' compliance with its semiannual data collection survey.⁹

Based on our structured interviews, we estimate that the response rate to the DCPO data collection survey for the January to June 2000 reporting

⁹Our interviews were limited to the year 2000 reporting periods to avoid any potential problems with drug court program staff's ability to recall details prior to 2000. Also, at the time of our follow up efforts, these were the most recent reporting periods for which the survey deadlines had passed.

period was about 60 percent in contrast to the 39 percent response rate DCPO reported. Similarly, the response rate to the DCPO survey for the July to December 2000 reporting period was about 61 percent in contrast to the 32 percent response rate DCPO reported. The remaining programs did not respond or were uncertain as to whether they responded to DCPO's data collection survey for each of the reporting periods in 2000. DOJ officials said that some of the surveys they did not receive may have been mailed to an incorrect office within DOJ. DCPO officials acknowledged that this type of error could be mitigated if DCPO routinely followed up with the drug court programs from which they did not receive responses.

Figure 3: DCPO's Semiannual Data Collection Survey Response Rates¹⁰



Source: DCPO data and GAO follow-up interviews with DCPO grantees.

¹⁰Percentages are rounded.

Inefficiencies Existed in the Administration of DCPO's Semiannual Data Collection Effort

Furthermore, based on our follow-up structured interviews with a representative sample of DCPO-funded drug court programs that were listed as nonrespondents in DCPO's database, we estimate that about 61 percent¹¹ had actually responded to DCPO's survey for the January to June 2000 reporting period. About two-thirds¹² of these programs could produce evidence that they responded. For the July to December 2000 reporting period, we estimate that about 51 percent¹³ of the DCPO-funded drug court programs that were listed as nonrespondents in DCPO's database had actually responded to the survey. About two-thirds¹⁴ of these programs could produce evidence that they responded.

The requirement for grantees to submit DCPO's semiannual survey is outlined in DOJ's grant award notification letter that drug court program grantees receive at the beginning of their grant period. In addition, the survey is made available in the grantee application kit as well as on DCPO's website. However, other than these steps, DCPO has not consistently notified its drug court program grantees of the semiannual reporting requirements nor has it routinely forwarded the survey to grantees. At the time of our review, DCPO had taken limited action to improve grantees' compliance with the data collection survey requirements. DCPO officials said that they generally had not followed up with drug court program grantees that did not respond to the survey and had not taken action towards the grantees that did not respond to the semiannual data collection reporting requirement. Results from our follow-up structured interviews showed that DCPO had not followed up to request completed surveys from about 70 percent¹⁵ of the drug court program grantees that were nonrespondents during the January to June 2000 reporting period and from about 76 percent¹⁶ of the nonrespondents for the July to December 2000 reporting period.

¹¹The 95 percent confidence interval for this estimate ranges from 45 to 75 percent.

¹²The 95 percent confidence interval for this estimate ranges from 44 to 82 percent.

¹³The 95 percent confidence interval for this estimate ranges from 41 to 62 percent.

¹⁴The 95 percent confidence interval for this estimate ranges from 51 to 84 percent.

¹⁵The 95 percent confidence interval for this estimate ranges from 47 to 87 percent.

¹⁶The 95 percent confidence interval for this estimate ranges from 57 to 90 percent.

DCPO has had other difficulties managing its data collection effort. Specifically, (1) DCPO inadvertently instructed drug court program grantees not to respond to questions about program participants' criminal recidivism while in the program; (2) confusion existed between DCPO and its contractor, assigned responsibility for the semiannual data collection effort, over who would administer DCPO's data collection survey during various reporting periods; and (3) some grantees were using different versions of DOJ's survey instruments to respond to the semiannual data collection reporting requirement.

DCPO Eliminated Post-Program Data from Its Data Collection Effort

The overall success of a drug court programs is dependent on whether defendants in the program stay off drugs and do not commit more crimes when they complete the program. In our 1997 report we recommended that drug court programs funded by discretionary grants administered by DOJ collect and maintain follow-up data on program participants' criminal recidivism and, to the extent feasible, follow-up data on drug use relapse. In 1998, DCPO required its implementation and enhancement grantees to collect and provide performance and outcome data on program participants, including data on participants' criminal recidivism and substance abuse relapse after they have left the program. However, in 2000, DCPO revised its survey and eliminated the questions that were intended to collect post-program outcome data.

The DCPO Director said that DCPO's decision was based on, among other things, drug court program grantees indicating that they were not able to provide post-program outcome data and that they lacked sufficient resources to collect such data. DCPO, however, was unable to produce specific evidence from grantees (i.e., written correspondence) that cited difficulties with providing post-program outcome data. The Director said that difficulties have generally been conveyed by grantees, in person, through telephone conversations, or are evidenced by the lack of responses to the post-program questions on the survey.

Contrary to DCPO's position, evidence exists that supports the feasibility of collecting post-program performance and outcome data. During our 1997 survey of the drug court programs,¹⁷ 53 percent of the respondents said that they maintained follow-up data on participants' rearrest or conviction for a

¹⁷The 1997 survey collected information from non-DCPO and DCPO-funded drug court programs operating as of December 31, 1996.

nondrug crime. Thirty-three percent said that they maintained follow-up data on participants' substance abuse relapse.

Recent information collected from DCPO grantees continues to support the feasibility of collecting post-program performance and outcome data. The results of structured interviews we conducted in the year 2001 with a representative sample of DCPO-funded drug court programs showed that an estimated two-thirds of the DCPO-funded drug court programs maintained criminal recidivism data on participants after they left the program. About 84 percent of these programs maintained such data for 6 months or more. Of the remaining one-third that did not maintain post-program recidivism data, it would be feasible for about 63 percent¹⁸ to provide such data. These estimates suggest that about 86 percent of DCPO-funded drug court programs would be able to provide post-program recidivism data if requested.

The results of structured interviews we conducted in the year 2001 with a representative sample of DCPO-funded drug court programs also showed that about one-third of the DCPO-funded drug court programs maintained substance abuse relapse data on participants after they have left the program. About 84 percent of these programs maintained such data for 6 months or more. Of the estimated two-thirds that did not maintain post-program substance abuse relapse data, it would be feasible for about 30 percent to provide such data. These estimates suggest that about 50 percent of DCPO-funded drug court programs would be able to provide post-program substance abuse data if requested.

According to survey results collected by the Drug Court Clearinghouse in 2000 and 2001, a significant number of the drug court programs were able to provide post-program outcome data. For example, about 47 percent of the DCPO-funded adult drug court programs that responded to the Drug Court Clearinghouse's 2000 operational survey¹⁹ reported that they maintained some type of follow-up data on program participants after they have left the program. Of these drug court programs, about 92 percent said

¹⁸The 95 percent confidence interval for this estimate ranges from 45 to 78 percent.

¹⁹The Drug Court Clearinghouse's operational survey was administered to various adult drug court program stakeholders; including the judge/court officials, treatment providers, prosecutors, defense counsel, and participants. The response rate for this survey was 88 percent.

that they maintained follow-up data on recidivism and about 45 percent said that they maintained follow-up data on drug usage.

Of the DCPO-funded adult and juvenile drug court programs operating for at least a year that responded to the Drug Court Clearinghouse's annual survey that was published in 2001,²⁰ about 56 percent were able to provide follow-up data on program graduates' recidivism and about 55 percent were able to provide follow-up data on program graduates' drug use relapse.²¹

DCPO Has Not Sufficiently Utilized the Drug Court Clearinghouse's Data Collection Efforts

Operating under a cooperative agreement with DCPO, the Drug Court Clearinghouse has successfully collected performance and outcome data through an annual survey of all operating adult, juvenile, family, and tribal drug court programs, including those funded by DCPO. In addition, as previously noted, the Drug Court Clearinghouse has generally administered an operational survey to adult drug court programs every 3 years, including those funded by DCPO. The Drug Court Clearinghouse annually disseminates the results from its annual survey and has periodically published comprehensive drug court survey reports that provide detailed operational, demographic, and outcome data on the adult drug court programs identified through its data collection efforts. Although funded by DOJ, the Drug Court Clearinghouse has not been required to primarily collect and report separately on the universe of DCPO-funded programs. In addition, no comprehensive or representative report has been produced by DCPO or the Drug Court Clearinghouse that focuses primarily on the performance and outcome of DCPO-funded drug court programs. Instead, DCPO instructed the Drug Court Clearinghouse, in July 2001, to eliminate recidivism data from its survey publications. Although the Drug Court Clearinghouse has developed and implemented survey instruments to periodically collect and disseminate recidivism and relapse data, the DCPO Director had concerns with the quality of the self-reported data collected and the inconsistent time frames for which post-program data were being collected by drug court programs.

²⁰The Drug Court Clearinghouse administers an annual survey to operating adult, juvenile, family, and tribal drug court programs. The survey response rates for these surveys were 89 and 87 percent, respectively.

²¹Use of "relapse" in this report refers to an arrest or conviction for a drug possession or other drug-related offense.

DOJ's Effort to Complete a National Impact Evaluation of DCPO-Funded Drug Court Programs Has Fallen Short of Its Objective

In response to recommendations in our 1997 report, DOJ undertook, through NIJ, an effort to conduct a two-phase national impact evaluation focusing on 14 selected²² DCPO-funded drug court programs.²³ This effort was intended to include post-program data within its scope and to involve the use of nonparticipant comparison groups. However, various administrative and research factors hampered DOJ's ability to complete the NIJ-sponsored national impact evaluation, which was originally to be completed by June 30, 2001. As a result, DOJ fell short of its objective, discontinued this effort, and is considering an alternative study that, if implemented, is not expected to provide information on the impact of federally funded drug court programs until year 2007. Unless DOJ takes interim steps to evaluate the impact of drug court programs, the Congress, the public, and other drug court stakeholders will not have sufficient information in the near term to assess the overall impact of federally funded drug court programs.

The Objectives of DOJ's National Evaluation Effort

The overall objective of the NIJ-sponsored national evaluation was to study the impact of DCPO-funded drug court programs using comparison groups and studying, among other things, criminal recidivism and drug use relapse. This effort was to be undertaken in two phases and to include the collection of post-program outcome data. The objectives for phase I, for which NIJ awarded a grant to RAND in August 1998, were to (1) develop a conceptual framework for evaluating the 14 DCPO-funded drug court programs, (2) provide a description of the implementation of each program, (3) determine the feasibility of including each of these 14 drug court programs in a national impact evaluation, and (4) develop a viable design strategy for evaluating program impact and the success of the 14 drug court programs. The design strategy was to be presented in the form of a written proposal for a supplemental noncompetitive phase II grant.

²²The 14 jurisdictions include: Tuscaloosa County Commission and University of Alabama-Birmingham, Alabama; Riverside County, Sacramento County, and Santa Barbara County, California; Hillsborough County (Tampa), Florida; Fulton County (Atlanta), Georgia; Kankakee County and Cook County, Illinois; Douglas County (Omaha), Nebraska; New York State Unified Court System-Brooklyn; Mental Health and Anti-Addiction Services (San Juan), Puerto Rico; Virginia Supreme Court (Roanoke), Virginia; Spokane County, Washington. These programs were the first 14 DCPO implementation and enhancement grantees.

²³While a limited number of individual drug court program impact evaluations had been completed, an overall national impact evaluation had not been done.

The actual impact evaluation and an assessment of the success of the drug court programs were to be completed during phase II of the study using a design strategy resulting from phase I.

Various Administrative and Research Factors Hampered Completion of the National Impact Evaluation

NIJ's two-phase national impact evaluation was originally planned for completion by June 30, 2001. Phase I was awarded for up to 24 months and was scheduled to conclude no later than June 30, 2000. However phase I was not completed until September 2001—15 months after the original project due date.²⁴ Phase II, which NIJ expected to award after the satisfactory submission of a viable design strategy for completing an impact evaluation, has since been discontinued. Various administrative and research factors contributed to delays in the completion of phase I and DOJ's subsequent decision to discontinue the evaluation. The factors included (1) DCPO's delay in notifying its grantees of RAND's plans to conduct site visits; (2) RAND's lateness in meeting task milestones; (3) NIJ's multiple grant extensions to RAND that extended the timeframe for completing phase I and further delayed NIJ's subsequent decision to discontinue phase II; and (4) the inability of the phase I efforts to produce a viable design strategy that was to be used to complete a national impact evaluation in phase II.

Administrative Delay in Notifying Grantees

Phase I of the NIJ-sponsored study was initially hampered by DCPO's delay in notifying its grantees of plans to conduct the national impact evaluation. In November 1998, DCPO agreed to write a letter notifying its grantees of RAND's plan to conduct the national evaluation. The notification letters were sent in March 1999. As a result, drug court program site visits, which RAND had originally planned to complete by February 1999, were not completed until July 1999.

Lateness in Meeting Task Milestones

Although RAND completed most of the tasks associated with the national evaluation phase I objectives, it was generally late in meeting task milestones. The conceptual framework for the evaluation of 14 DCPO-funded drug court programs, which RAND was originally scheduled to complete by September 1999, was submitted to NIJ in May 2000—8 months after the original task milestone. This timeframe, according to RAND, was

²⁴Although the phase I grant award period was from July 1, 1998 to June 30, 2000, NIJ initially expected, and RAND agreed in its proposal, to complete phase I tasks in 18 months—by December 31, 1999. Applying this timeframe would result in the project being completed about 21 months after the original agreed upon milestone.

impacted by the delay in DOJ's initiation of site visits. NIJ officials said that RAND also did not deliver a complete description and analysis of drug court implementation issues to NIJ, which was also due in September 1999, until it received the first draft of RAND's report in March 2001.²⁵ The feasibility study, which was originally scheduled to be completed by RAND in September 1999, was provided to NIJ in November 1999. This study informed NIJ of RAND's concerns with the evaluability of some of the 14 selected DCPO sites. The viable design strategy proposal for evaluating program impact at each of the 14 drug court programs, which RAND was originally expected to complete by May 1999, was not completed. In addition, as discussed below and detailed in appendix VI, RAND was consistently late in meeting the extended milestones for delivery of the final product for phase I.

Multiple Grant Extensions

Although RAND raised concerns in November 1999 regarding the feasibility of completing a national impact evaluation at some of the 14 selected DCPO sites, NIJ continued to grant multiple no-cost extensions that further extended the completion of phase I. The first no-cost grant extension called for phase I of the project to end by September 30, 2000; the second no-cost extension called for phase I to end by December 31, 2000; and the final extension authorized completion of phase I by May 31, 2001. Despite the multiple extensions and RAND's repeated assurances that the phase I report was imminent, a final phase I report was not completed until September 18, 2001—21 months after the original milestone for completion of phase I. NIJ officials said that, in retrospect, they should have discontinued this effort sooner. Appendix VI provides additional details on the phase I delays in the NIJ-sponsored effort to complete a national impact evaluation.

Lack of a Viable Design Strategy

Phase I of the NIJ-sponsored national impact evaluation did not produce a viable design strategy that would enable an impact evaluation to be completed during phase II using the selected DCPO-funded drug court programs. RAND did offer an alternative approach. However, this approach did not address the original objective—to conduct a national impact

²⁵In August 2000, RAND provided NIJ with a linkages paper entitled *Drug Courts: A Bridge between Criminal Justice and Health Services* that was prepared for the National Institute on Drug Abuse that provided some information on the implementation of the 14 DCPO drug court program sites. However, the document primarily focused on health service related issues and NIJ did not consider this a deliverable for the task milestone associated with its national impact evaluation effort.

evaluation. During its feasibility study, RAND rated the evaluability of the 14 program sites as follows: 4 - poor or neutral/poor, 5 - neutral, and 5 - neutral/good or good. In response, NIJ and DCPO asked RAND to consider completing the evaluation using those DCPO-funded program sites that were deemed somewhat feasible. RAND, however, was not receptive to this suggestion and did not produce a viable design strategy based on the 14 DCPO-funded programs or the subset of DCPO-funded programs that were deemed feasible to use in phase II to evaluate the impact of federally funded drug court programs.²⁶ As a result, DOJ continues to lack a design strategy for conducting a national impact to enable it to address the impact of federally funded drug court programs in the near term.

DOJ's Alternative Plan for Completing a National Evaluation Will Not Provide Near-Term Answers

To address the need for the completion of a national impact evaluation, DCPO and NIJ are considering plans to complete a longitudinal study²⁷ of drug-involved offenders in up to 10 drug court program jurisdictions. The DCPO Director said that the study would be done at a national level, and the scope would include comparison groups and the collection of individual level and post-program recidivism data. DOJ expects that this project, which is in its formative stage, if implemented, will take up to 4 years to complete—with results likely in year 2007. We recognize that it would take time to design and implement a rigorous longitudinal evaluation study and that if properly implemented, such an effort should better enable DOJ to provide information on the overall impact of federally funded drug court programs. However, its year 2007 completion timeframe will not enable DOJ to provide the Congress and other stakeholders with near-term information on the overall impact of federally funded drug court programs that has been lacking for nearly a decade.

Conclusions

Despite a significant increase in the number of drug court programs funded by DCPO since 1997 that are required to collect and maintain performance and outcome data, DOJ continues to lack vital information on the overall impact of federally funded drug court programs. Furthermore, the agency's

²⁶NIJ asked RAND not to include its alternative proposal, which was included in a March 2001 draft report, in the final report because it did not address the original objectives for an impact evaluation.

²⁷A longitudinal study involves the collection of data at different points in time and assesses the change of an individual or group.

alternative plan for addressing the impact of federally funded drug court programs will not offer near-term answers on the overall impact of these programs. Improvements in DCPO's management of the collection and utilization of performance and outcome data from federally funded drug court programs are needed. Additionally, more immediate steps from NIJ and DCPO to carry out a methodologically sound national impact evaluation could better enable DOJ to provide Congress and other drug court program stakeholders with more timely information on the overall impact of federally funded drug court programs. Until DOJ takes such actions, the Congress, public, and other stakeholders will continue to lack sufficient information to (1) measure long-term program benefits, if any; (2) assess the impact of federally funded drug court programs on the criminal behavior of substance abuse offenders; or (3) assess whether drug court programs are an effective use of federal funds.

Recommendations for Executive Action

To improve the Department of Justice's collection of data on the performance and impact of federally funded drug court programs, we recommend that the Attorney General

- develop and implement a management information system that is able to track and readily identify the universe of drug court programs funded by DCPO;
- take steps to ensure and sustain an adequate grantee response rate to DCPO's data collection efforts by improving efforts to notify and remind grantees of their reporting requirements;
- take corrective action towards grantees who do not comply with DOJ's data collection reporting requirements;
- reinstate the collection of post-program data in DCPO's data collection effort, selectively spot checking grantee responses to ensure accurate reporting;
- analyze performance and outcome data collected from grantees and report annually on the results; and
- consolidate the multiple DOJ-funded drug court program-related data collection efforts to better ensure that the primary focus is on the collection and reporting of data on DCPO-funded drug court programs.

To better ensure that needed information on the impact of federally funded drug court programs is made available to the Congress, public, and other drug court stakeholders as early as possible, we also recommend that the Attorney General take immediate steps to accelerate the funding and implementation of a methodologically sound national impact evaluation and to consider ways to reduce the time needed to provide information on the overall impact of federally funded drug court programs. Furthermore, we recommend that steps be taken to implement appropriate oversight of this evaluation effort to ensure that it is well designed and executed, and remains on schedule.

Agency Comments and Our Evaluation

We requested comments on a draft of this report from the Attorney General. We also requested comments from RAND on a section of the draft report pertaining to its efforts to complete phase I of NIJ's national evaluation effort.

On April 3, 2002, DOJ provided written comments on the draft report (see app. VII). The Assistant Attorney General for the Office of Justice Programs noted that we made several valuable recommendations for improving the collection of data on the performance and impact of federally funded drug court programs and outlined steps DOJ is considering to address two of the six recommendations we make for improving its collection of data on the performance and impact of federally funded drug court programs. However, concerning the remaining four recommendations for improving DOJ's data collection effort, DOJ does not specifically outline any plans (1) for taking corrective action towards grantees who do not comply with DCPO's data collection reporting requirements; (2) to reinstate the collection of post program data in DCPO's data collection effort, despite the evidence cited in our report supporting the feasibility of collecting post program data; (3) to analyze and report results on the performance and outcome of DCPO grantees; and (4) to consolidate the multiple DOJ-funded drug court program-related data collection efforts to ensure that the primary focus of any future efforts is on the collection and reporting of data on DCPO-funded programs.

Although DOJ points out in its comments that a number of individual program evaluation studies have been completed, no national impact evaluation of these programs has been done to date. We continue to believe that until post-program follow-up data on program participants are collected across a broad range of programs and also included within the scope of future program and impact evaluations (including nonprogram

participant data), it will not be possible to reach firm conclusions about whether drug court programs are an effective use of federal funds or whether different types of drug court program structures funded by DCPO work better than others. Also, unless these results are compared with those on the impact of other criminal justice programs, it will not be clear whether drug court programs are more or less effective than other criminal justice programs. As such, these limitations have prevented firm conclusions from being drawn on the overall impact of federally funded drug court programs.

With respect to our recommendations for improving DOJ's drug court program-related impact evaluation efforts, DOJ, in its comments, outlines steps it is taking to complete a multisite impact evaluation and its plans to monitor the progress of this effort and to provide interim information during various intervals. As discussed on page 18 of this report, this effort is intended to be done at a national level, and the scope is to include comparison groups and the collection of individual-level and post-program recidivism data.

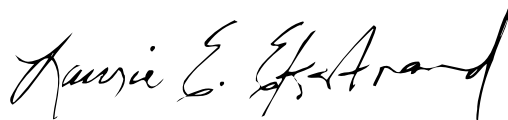
On April 1, 2002, RAND provided written comments on the segment of the draft report relating to DOJ's efforts to complete a national impact evaluation (see app. VIII). In its comments, RAND, as we do in our report, acknowledges the need for improvements in the data collection infrastructure for DCPO-funded drug court programs. RAND notes its rationale for why it views the deliverables associated with phase I of the NIJ-sponsored national impact evaluation as being timely and notes that researchers generally have discretion to revise timelines and scopes of work, with the agreement of the client. However, as we point out in our report (pp. 17-18 and app. VI), RAND requested several no-cost extensions to complete the deliverables for various task milestones and did not produce a viable design strategy for addressing the impact of DCPO-funded drug court programs. In addition, NIJ officials said that RAND also did not deliver a complete description and analysis of drug court implementation issues to NIJ until it received the first draft of RAND's report in March 2001. The deliverable RAND refers to in its comment letter was a paper that RAND had prepared for the National Institute on Drug Abuse, which NIJ never considered to be a product under the grant to evaluate the impact of DCPO-funded drug court programs. As we also pointed out in our report (p. 17 and app. VI), NIJ was not amenable to RAND changing the scope or methodology of the national impact evaluation effort. In addition, RAND commented that a "simple" evaluation design was expected. NIJ's original objective, however, never called for a simple evaluation design, but rather a

viable design strategy involving the use of comparison groups and the collection of post-program data.

We conducted our work at DOJ headquarters in Washington, D.C., between March 2001 and February 2002 in accordance with generally accepted government auditing standards.

As agreed with your offices, unless you publicly release its contents earlier, we plan no further distribution of this report until 30 days from its issue date. At that time, we will provide copies of this report to the Attorney General, the Director of the Office of Management and Budget, and other interested parties. We will also make copies available to others upon request.

If you or your staff have any questions about this report, please contact Daniel C. Harris or me at (202) 512-2758 or at ekstrandl@gao.gov. Key contributors to this report are acknowledged in appendix IX.



Laurie E. Ekstrand
Director, Justice Issues

Objectives, Scope, and Methodology

Our overall objective for this review was to assess how well the Department of Justice (DOJ) has implemented efforts to collect performance and impact data on federally funded drug court programs. We specifically focused on DOJ's (1) Drug Courts Program Office's (DCPO) efforts to collect performance and outcome data from federally funded drug court programs and (2) National Institute of Justice's (NIJ) efforts to complete a national impact evaluation of federally funded drug court programs.

While there are drug court programs that receive funds from other federal sources, our review focused on those programs receiving federal funds from DCPO, which is DOJ's component responsible for administering the federal drug court program under the Violent Crime Act. The scope of our work was limited to (1) identifying the processes DCPO used to implement its semiannual data collection effort; (2) determining DCPO grantees' compliance with semiannual data collection and reporting requirements; (3) determining what action, if any, DCPO has taken to monitor and ensure grantee compliance with the data collection reporting requirements; (4) identifying factors and barriers that may have contributed to a grantee's nonresponse and to delays in and the subsequent discontinuation of the NIJ-sponsored national evaluation of DCPO-funded programs; and (5) identifying improvements that may be warranted in DOJ's data collection efforts.

To assess how well DCPO has implemented efforts to collect performance and outcome data from federally funded drug court programs, we (1) interviewed appropriate DOJ officials and other drug court program stakeholders and practitioners; (2) reviewed DCPO program guidelines to determine the drug court program grantee data collection and reporting requirements; (3) analyzed recent survey data collected by DCPO and the Drug Court Clearinghouse and Technical Assistance Project (Drug Court Clearinghouse) to obtain information on the number of drug court programs that have been able to provide outcome data; and (4) conducted structured interviews with a statistically valid probability sample of DCPO-funded drug court programs to determine (a) the programs' ability to comply with DCPO's data collection requirements, (b) whether the programs had complied with the data collection requirements, and (c) for those programs that did not comply with the data collection requirements, why they did not comply and what action, if any, DCPO had taken.

For our structured interviews, we selected a stratified, random sample of 112 DCPO-funded drug court programs from a total of 315 drug court programs identified by DOJ as DCPO grantees in 2000. We stratified our sample into two groups based on whether the programs were listed in DCPO's database as respondents or nonrespondents to the required DCPO semiannual data collection survey in year 2000. To validate the accuracy of the list provided by DCPO, we compared the listing of 315 drug court programs identified as required to comply during a year 2000 reporting period with information on drug court program-related grant awards made by DCPO that was provided by OJP's Office of the Comptroller to determine if the program was a DCPO grantee during the year 2000 reporting period. We defined a respondent as any drug court program grantee that was identified in DCPO's database as having responded to the DCPO survey during each applicable year 2000 reporting period. We defined a nonrespondent as a drug court program grantee that was identified in DCPO's database as not having responded to the DCPO survey during any applicable year 2000 reporting period. We used a structured data collection instrument to interview grantees. We interviewed 73 nonrespondents and 39 respondents. All results were weighted to represent the total population of drug court programs operating under a DCPO grant in year 2000.

All statistical samples are subject to sampling errors. Measures of sampling error are defined by two elements, the width of the confidence intervals around the estimate (sometimes called the precision of the estimate) and the confidence level at which the intervals are computed. Because we followed a probability procedure based on random selections, our sample is only one of a large number of samples that we might have drawn. As each sample could have provided different estimates, we express our confidence level in the precision of our sample results as a 95 percent confidence interval. This is the interval that would contain the actual population value for 95 percent of the samples we could have drawn. As a result, we are 95 percent confident that each of the confidence intervals based on the structured interviews will include the true value in the study population. All percentage estimates from the structured interviews have sampling errors of plus or minus 10 percentage points or less unless otherwise noted. For example, this means that if a percentage estimate is 60 percent and the 95 percent confidence interval is plus or minus 10 percentage points, we have 95 percent confidence that the true value in the population falls between 50 percent and 70 percent.

We performed limited verification of the drug court programs in our sample that were identified as non-respondents in DCPO's database to determine whether they were actually DCPO grantees in 2000. Data obtained from the drug court programs was self-reported and, except for evidence obtained to confirm grantee compliance with DCPO's year 2000 reporting requirements, we generally did not validate their responses. We also did not fully verify the accuracy of the total number of drug court programs, or universe of drug court programs, provided to us by DCPO and the Drug Court Clearinghouse.

To assess DOJ's efforts to complete a national impact evaluation of federally funded drug court programs, we interviewed officials from (1) NIJ, who were responsible for DOJ's national evaluation effort; (2) DCPO, who were responsible for administering the federal drug court program under the Violent Crime Act; and (3) RAND, who were awarded the NIJ grant to complete phase I of the national evaluation effort. To identify the various administrative and research factors that hampered the completion of DOJ's national impact evaluation, we (1) interviewed NIJ and RAND officials who were responsible for the research project; (2) reviewed project objectives, tasks, and milestones outlined in NIJ's original solicitation and the NIJ approved RAND proposal and grant award; (3) reviewed correspondence between NIJ and RAND from 1998-2001; and (4) reviewed various project documents, including (a) RAND's evaluability assessment, (b) progress reports submitted to NIJ, (c) RAND's requests for no-cost extensions, (d) NIJ grant adjustment notices, (e) RAND's phase I draft report, and (f) RAND's phase I final report. Additionally, we compared project task milestones included in the NIJ approved RAND proposal with the actual project task completion dates.

To determine the universe and DCPO funding of drug court programs, we (a) interviewed appropriate DOJ officials and other drug court program stakeholders and practitioners; (b) reviewed and analyzed grant information obtained from DOJ's Office of Justice Programs grant management information system and DCPO; (c) reviewed and analyzed information on the universe of drug court programs maintained by the Drug Court Clearinghouse; and (d) reviewed congressional appropriations and DOJ press releases.

We attempted to verify information on the universe of DCPO-funded drug court programs, but as the findings in our report note, we were unable to do so due to inefficiencies in DOJ's drug court-related grant information systems. We were able to validate and correct some of the information

provided by the various sources noted above through a comparison of the various databases noted and the primary data we had collected from drug court programs during our 1997 review and during our year 2001 follow-up structured interviews with a stratified, random sample of DCPO-funded drug court programs.

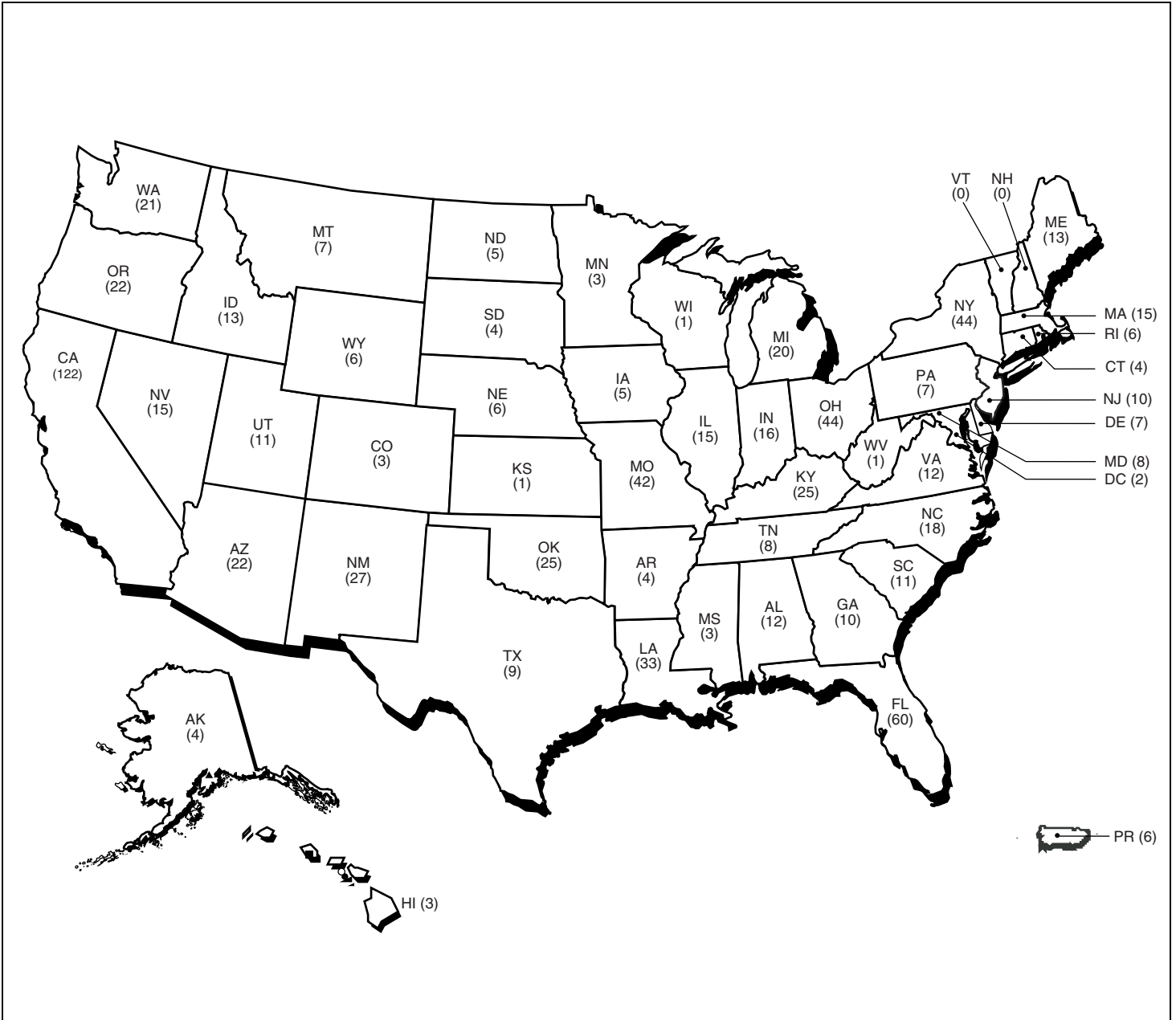
We conducted our work at DOJ headquarters in Washington, D.C., between March 2001 and February 2002 in accordance with generally accepted government auditing standards.

Operating Drug Court Programs by Location as of December 31, 2001

Based on information available as of December 31, 2001, drug court programs were operating in 48 states, the District of Columbia, and Puerto Rico. New Hampshire and Vermont were the only states without an operating drug court program but both have programs being planned. Guam also has programs being planned. California, Florida, Louisiana, Missouri, New York, and Ohio account for 344, or almost 44 percent, of the 791 operating drug courts. Figure 4 shows the number of operating drug court programs in each jurisdiction.

Appendix II
Operating Drug Court Programs by Location
as of December 31, 2001

Figure 4: Number of U.S. Operating Drug Court Programs as of December 31, 2001



Source: GAO's analysis of Drug Court Clearinghouse data.

Drug Court Programs by Target Population as of December 31, 2001

Populations targeted by U.S. drug court programs included adults, juveniles, families, and Native American tribes. Table 2 shows the breakdown by target population of operating and planned drug court programs.

Table 2: Universe of Operating and Planned U.S. Drug Court Programs by Target Population (Based on information available as of December 31, 2001)

Target population	Operating			Planned			Total
	Non-tribal	Tribal	Subtotal	Non-tribal	Tribal	Subtotal	
Adults	510	22	532	225	42	267	799
Juveniles	196	12	208	115	6	121	329
Adults/juveniles	2	5	7	1	1	2	9
Families	41	0	41	58	2	60	101
Adults/juveniles/families	1	1	2	0	0	0	2
Adults/families	0	1	1	1	0	1	2
Juveniles/families	0	0	0	1	0	1	1
Total	750	41	791	401	51	452	1,243

Source: GAO's analysis of Drug Court Clearinghouse data.

Status and DCPO Support of Drug Court Programs by Jurisdiction as of December 31, 2001

As Table 3 shows, drug court programs in the United States vary by target population and program status and have received various types of grants from the DOJ Drug Courts Program Office (DCPO).

Table 3: Status and DCPO Support of Drug Court Programs by Jurisdiction (Based on information available as of December 31, 2001)

State/city	Target population				Court status			Type of DCPO grants received		
	Adult	Juvenile	Family	Tribal	Implemented	Planned	Planning	Implementation	Enhancement	Continuation
Alabama										
Anniston		J				X	X			
Anniston	A					X	X			
Atmore	A			T	8/1/1998		X	X	X	
Bessemer	A				1/3/2001		X			
Birmingham			F		1/1/1996					
Birmingham	A				1/1/1996			X	X	
Columbiana	A					X	X			
Columbiana		J				X	X			
Cullman	A				1/15/1999		X	X		
Cullman		J				X	X			
Fort Payne	A				4/1/1999			X		
Greenville/ Haynesville/ Luverne	A	J				X	X			
Greenville/ Haynesville/ Luverne	A					X	X			
Guntersville	A				1/1/1999			X		
Hamilton	A					X	X			
Huntsville			F			X	X			
Mobile	A				2/1/1993				X	
Montgomery	A				4/1/1999		X	X		
Russellville	A				12/15/2000		X	X		
Russellville	A	J			12/15/2000		X	X		
Tuscaloosa		J				X	X			
Tuscaloosa	A				4/1/1997			X		X
Tuscumbia	A					X	X			

**Appendix IV
Status and DCPO Support of Drug Court
Programs by Jurisdiction as of December 31,
2001**

(Continued From Previous Page)

State/city	Target population				Court status		Type of DCPO grants received			
	Adult	Juvenile	Family	Tribal	Date Implemented	Planned	Planning	Implementation	Enhancement	Continuation
Alaska										
Anchorage	A				7/1/2001		X	X		
Anchorage	A				6/21/2001					
Anchorage	A					X				
Barrow	A			T		X	X			
Bethel	A					X				
Bethel	A			T	7/1/2000		X			
Chevak	A			T		X		X	X	
Chickaloon	A			T		X	X			
Gambell ^a	A			T			X			
Gokona/ Anchorage	A			T		X	X			
Juneau	A				7/1/2000					
Juneau	A			T		X	X			
Take	A			T		X	X			
Kawerak	A			T		X	X			
Ketchikan	A			T		X	X			
Kwethluk	A			T		X		X		
Napaskiak ^a	A	J		T			X			
Quinhagak	A			T		X	X			
Sitka	A			T		X	X			
Unalakleet	A			T		X	X			
Arizona										
Bisbee		J				X	X			
Camp Verde	A			T	3/21/2000		X			
Chinle	A			T	5/1/2000		X	X		
Flagstaff	A				2/1/2001			X		
Globe	A				6/1/1999		X	X		
Havasupai	A	J	F	T	3/1/2001		X		X	
Kayenta	A			T	5/1/2000		X	X		
Peach Springs	A	J		T	1/1/1998		X	X	X	
Phoenix		J			11/1/1997			X	X	
Phoenix	A				4/1/1992				X	
Phoenix	A				3/1/1998					
Phoenix			F			X	X			
Pipe Springs ^b		J		T	3/1/1998					

**Appendix IV
Status and DCPO Support of Drug Court
Programs by Jurisdiction as of December 31,
2001**

(Continued From Previous Page)

State/city	Target population			Tribal	Court status		Type of DCPO grants received			
	Adult	Juvenile	Family		Implemented	Planned	Planning	Implementation	Enhancement	Continuation
Prescott			F		2/1/1997					
Prescott		J			5/1/1997					
Redhills Village/ Pipe Springs ^b	A			T	3/1/1998		X		X	
Sacaton		J		T	4/1/2000		X	X		
Scottsdale		J		T	7/1/2000		X	X		
Snowflake	A					X	X			
Tuba City	A			T	5/1/2000		X	X		
Tucson		J			6/1/1998		X	X		
Tucson	A				1/1/1997		X	X		
Tucson			F			X	X			
Tucson	A			T	8/31/1998		X	X		X
Tucson		J		T	7/1/1999			X		
Tucson			F	T		X	X			
Window Rock	A			T	5/1/2000		X	X		
Yuma		J			3/26/2001		X	X		
Yuma	A				3/1/1998		X	X		
Arkansas										
Benton		J				X	X			
El Dorado	A					X	X			
Fayetteville	A				4/1/2000					
Fort Smith	A					X	X			
Hope	A					X	X			
Little Rock ^c	A				6/1/1994					
Little Rock	A				11/1/1998			X		
Magnolia	A				9/20/2001		X			
Stuttgart	A					X	X			
Texarkana	A				10/1/2001		X			
California										
Auburn	A				9/1/1995				X	
Auburn		J			9/1/1997				X	
Auburn	A					X	X			
Bakersfield		J			5/1/1998				X	
Bakersfield	A				7/1/1993				X	
Barstow	A					X	X			

**Appendix IV
Status and DCPO Support of Drug Court
Programs by Jurisdiction as of December 31,
2001**

(Continued From Previous Page)

State/city	Target population				Court status		Type of DCPO grants received			
	Adult	Juvenile	Family	Tribal	Implemented	Planned	Planning	Implementation	Enhancement	Continuation
Belmont/ South San Francisco	A				5/17/1999			X		
Berkeley	A				7/1/1997					
Big Bear	A				9/21/1999					
Blythe	A				10/1/1999					
Chico	A				6/1/1995		X		X	
Chula Vista	A				10/1/1997			X	X	X
Clearlake	A				3/6/1996					
Compton	A				4/27/1998			X		
Crescent City	A				12/6/1999					
Crescent City	A				12/6/1999					
Delano	A				2/1/1998				X	
East Lake		J				X	X			
El Cajon	A				8/1/1997			X	X	X
El Centro	A				10/1/2000			X		
El Monte	A				7/1/1994				X	
Eureka	A				2/1/1997					
Fairfield		J				X	X			
Fairfield	A				3/14/1997			X	X	
Fontana	A					X	X			
Fort Bragg	A				1/1/2000			X		
Fresno			F			X	X			
Fresno		J			1/1/1999					
Fresno	A				3/13/1998			X		X
Fresno	A				3/1/1996			X	X	X
Fullerton	A				1/15/1999			X		
Hanford		J			4/1/1998				X	
Hanford ^a	A						X			
Hayward	A				3/5/1998				X	
Hoopla	A			T		X	X			
Huntington Park	A				5/1/1997				X	
Indio	A				10/5/1998			X		
Inglewood	A				4/1/1997				X	
Joshua Tree	A					X	X			
Laguna Niguel	A				1/1/1997					

**Appendix IV
Status and DCPO Support of Drug Court
Programs by Jurisdiction as of December 31,
2001**

(Continued From Previous Page)

State/city	Target population				Court status		Type of DCPO grants received			
	Adult	Juvenile	Family	Tribal	Date Implemented	Planned	Planning	Implementation	Enhancement	Continuation
Lakeport	A				1/1/1998					
Lompoc		J			10/24/2000					
Long Beach		J			7/1/2000					
Los Angeles	A				5/1/1998					
Los Angeles	A				5/20/1994			X	X	
Los Angeles	A				8/1/1998		X			
Madera			F			X	X			
Madera	A				10/5/1999					
Mariposa	A				2/1/2000					
Marysville	A				1/1/1995					
Marysville		J			1/31/2001		X			
Merced	A				1/4/2000			X		
Merced		J			8/2/2001			X		
Modesto	A				6/1/1995		X	X	X	X
Modesto		J			6/3/1998					
Napa		J			9/20/1999		X			
Napa	A				8/1/2000			X		
Needles	A				6/1/2000		X			
Nevada City	A				9/1/1998					
Nevada City		J				X				
Newport Beach	A				7/1/2000					
Oakland	A				1/1/1995					
Oakland	A				1/1/1991				X	
Oroville		J			8/16/1999			X		
Pasadena	A				5/1/1995				X	
Placerville		J			6/1/1997					
Pleasanton/ Dublin/ Livermore	A					X				
Pomona	A				6/14/1999					
Porterville	A				3/1/1996					
Quincy		J			1/1/2001			X		
Quincy	A				2/1/1999				X	
Rancho Cucamonga	A				6/1/1998					
Redding	A				5/24/1999					

**Appendix IV
Status and DCPO Support of Drug Court
Programs by Jurisdiction as of December 31,
2001**

(Continued From Previous Page)

State/city	Target population				Court status		Type of DCPO grants received			
	Adult	Juvenile	Family	Tribal	Date Implemented	Planned	Planning	Implementation	Enhancement	Continuation
Redding		J				X	X			
Redlands	A				4/1/1997			X		
Redwood City	A				10/5/1995				X	
Redwood City		J			7/1/2000					
Richmond		J			6/1/2000		X	X		
Richmond/ Martinez	A				1/1/1997			X	X	X
Ridgecrest	A				7/1/1995					
Riverside	A				9/27/1995			X		
Riverside		J			3/20/1998		X			
Riverside			F		10/4/1999		X			
Sacramento			F		11/1/2001		X			
Sacramento	A				5/1/1996			X		
Salinas	A				7/1/1995				X	
San Bernardino	A				11/1/1994				X	
San Diego		J			9/13/1999			X		
San Diego			F		9/1/1998				X	X
San Diego	A				3/1/1997			X	X	X
San Francisco	A				11/1/1995				X	
San Francisco		J			12/1/1997		X	X	X	
San Jose	A				9/1/1995				X	
San Jose		J			8/1/1996				X	
San Jose			F		10/1/1998					
San Luis Obispo		J			7/1/2001			X		
San Luis Obispo	A				7/1/1999		X	X		
San Rafael	A					X	X	X		
San Rafael		J			7/1/2000		X	X		
Santa Ana	A				3/1/1995			X		X
Santa Ana		J			10/15/1999		X			X
Santa Barbara		J			10/1/2000		X	X		
Santa Barbara	A				3/1/1996					
Santa Cruz	A				1/15/1999		X	X	X	
Santa Cruz		J				X	X			
Santa Maria	A				3/1/1996			X		

**Appendix IV
Status and DCPO Support of Drug Court
Programs by Jurisdiction as of December 31,
2001**

(Continued From Previous Page)

State/city	Target population				Court status		Type of DCPO grants received			
	Adult	Juvenile	Family	Tribal	Date Implemented	Planned	Planning	Implementation	Enhancement	Continuation
Santa Maria		J			10/24/2000					
Santa Monica	A				1/1/1996				X	
Santa Rosa	A				3/1/1996		X	X		X
Santa Rosa		J			8/1/2000					
Shafter	A				7/1/1994				X	
Sonora	A				8/20/1999					
Stockton		J			8/1/1997					
Stockton	A				7/3/1995		X	X		
Sylmar		J			7/1/1998		X	X	X	
Tahoe		J				X				
Tahoe	A				7/1/1997				X	
Tulare	A				5/1/1996					
Ukiah		J			5/18/1998		X	X	X	X
Ukiah & Fort Bragg	A				8/1/1996		X	X		X
Vallejo	A				3/27/1997					
Van Nuys	A				6/1/1997			X	X	
Ventura		J			5/1/1999			X		
Ventura	A				4/1/1995					
Victor Valley	A				3/6/2000		X			
Visalia		J			10/1/1995				X	
Visalia ^a			F				X			
Visalia	A				5/1/1996					
Vista	A				1/1/1997		X	X	X	
Walnut Creek		J				X				
Weaverville	A				3/1/1997					
Weaverville		J				X				
Westminster	A				1/1/2000					
Willows		J				X				
Willows	A				3/15/1999		X		X	
Woodland			F		2/1/1998					
Woodland	A				3/3/1995					
Woodland	A				8/1/1999					
Woodland		J			9/9/1999			X		
Yreka		J			1/1/2001					
Yreka	A				2/1/2000					

**Appendix IV
Status and DCPO Support of Drug Court
Programs by Jurisdiction as of December 31,
2001**

(Continued From Previous Page)

State/city	Target population				Court status		Type of DCPO grants received			
	Adult	Juvenile	Family	Tribal	Date Implemented	Planned	Planning	Implementation	Enhancement	Continuation
Yreka			F			X	X			
Yuba City	A				1/24/2000					
Colorado										
Colorado Springs	A					X				
Colorado Springs			F			X				
Denver	A				7/1/1994				X	
Denver		J			10/1/2000			X		
Fort Collins	A					X			X	
Fort Collins	A					X			X	
Fort Collins		J			1/14/1999		X	X	X	
Ignacio			F	T		X	X			
Connecticut										
Bridgeport	A				11/1/1997		X	X		X
Hartford		J			2/1/1998					
Mashantucket	A			T		X	X			
New Haven	A				7/1/1996				X	
Waterbury	A				10/1/1997			X		
Willimantic/ Danielson	A					X				
Delaware										
Dover	A				4/1/1996				X	
Dover		J			10/1/1998					
Georgetown		J			2/1/1999					
Georgetown	A				5/1/1996				X	
Wilmington		J			3/1/1996			X	X	
Wilmington	A				4/1/1994				X	
Wilmington	A				4/1/1994				X	
District of Columbia										
Washington			F			X	X			
Washington		J			10/25/1998		X	X		
Washington	A				12/1/1993				X	

**Appendix IV
Status and DCPO Support of Drug Court
Programs by Jurisdiction as of December 31,
2001**

(Continued From Previous Page)

State/city	Target population				Court status		Type of DCPO grants received			
	Adult	Juvenile	Family	Tribal	Date Implemented	Planned	Planning	Implementation	Enhancement	Continuation
Federal District										
Hawaii	A					X				
San Diego ^a	A									
Yosemite ^b	A				2/1/1995					
Florida										
Bartow	A				1/1/1994					
Bartow		J			6/1/1997					
Bartow			F			X	X			
Bradenton		J				X	X			
Brooksville	A				10/4/2001			X		
Daytona			F		2/1/2000			X		
Daytona/ De Land	A				7/1/1997				X	
Daytona/ De Land		J			10/12/2000		X	X		
Fort Lauderdale	A				7/1/1991			X		X
Fort Lauderdale		J			10/1/1997					X
Fort Lauderdale			F			X				
Fort Lauderdale	A				4/1/2000					
Fort Meyers	A				7/1/2000			X		
Fort Meyers		J				X	X			
Fort Meyers			F		12/24/2000					
Ft. Pierce	A				10/1/2001					
Gainesville			F		1/19/2001			X		
Gainesville		J			11/2/2000			X		
Gainesville	A				5/1/1994					X
Green Cove Springs	A					X	X			
Inverness	A				6/14/2000			X	X	
Inverness		J				X				
Inverness			F			X				
Jacksonville		J			2/1/1997			X		X
Jacksonville	A				9/1/1994					X
Jacksonville			F			X				
Key West		J			10/1/1995					X
Key West	A				10/1/1993					X

**Appendix IV
Status and DCPO Support of Drug Court
Programs by Jurisdiction as of December 31,
2001**

(Continued From Previous Page)

State/city	Target population				Court status		Type of DCPO grants received			
	Adult	Juvenile	Family	Tribal	Date Implemented	Planned	Planning	Implementation	Enhancement	Continuation
Kissimmee	A				2/1/2000			X		
Kissimmee		J				X	X			
Kissimmee	A					X				
La Belle	A				1/1/2000		X	X		
Lake City	A					X				
Lake City		J				X				
Manatee/ Bradenton	A				1/1/1997		X	X		
Marathon	A				10/1/1995				X	
Marathon			F		3/1/2000					
Marathon		J			5/1/1996				X	
Marianna	A					X	X			
Marion		J			4/1/1997					
Miami			F		3/8/1999					
Miami	A				9/1/1989				X	
Moore Haven	A				1/1/2000		X	X		
Naples	A				9/14/1999		X			
Ocala	A				4/14/1997		X			
Ocala			F			X	X			
Ocala	A				10/14/2000					
Okeechobee	A					X				
Orlando			F		1/1/2000		X	X		
Orlando	A				8/11/2000			X		
Orlando		J			8/1/1997			X		X
Palatka	A					X	X	X		
Panama City			F		7/1/1998					
Panama City		J			1/1/1998					
Panama City	A				1/1/1997				X	
Pensacola			F		2/1/1996				X	
Pensacola	A				10/1/1993					
Pensacola		J			4/1/1996				X	
Plantation Key		J			4/1/1996				X	
Plantation Key			F		3/1/2000					
Plantation Key	A				4/1/1996				X	
Punta Gorda	A				7/1/2000		X			
Sanford	A				7/12/2001		X			

**Appendix IV
Status and DCPO Support of Drug Court
Programs by Jurisdiction as of December 31,
2001**

(Continued From Previous Page)

State/city	Target population				Court status		Type of DCPO grants received			
	Adult	Juvenile	Family	Tribal	Date Implemented	Planned	Planning	Implementation	Enhancement	Continuation
Sarasota	A				1/1/1997		X	X		
Shalimar/ Crestview	A				10/1/1993					
St. Augustine	A					X	X			
St. Petersburg		J			6/1/2001		X			
St. Petersburg	A				1/16/2001		X			
Stuart		J			7/1/2000		X			
Stuart	A				1/2/2001					
Tallahassee	A				1/1/1994					
Tallahassee		J			7/1/1997					
Tampa	A				6/1/1992					
Tampa			F			X	X			
Tampa		J			2/1/1996			X		
Tampa	A				6/1/1992			X	X	
Vero Beach	A					X				
Vero Beach	A					X				
Viera/ Rockledge	A				10/1/1994					
West Palm Beach	A				11/6/2000		X	X		
Georgia										
Athens		J				X	X			
Atlanta	A				3/1/1997				X	
Brunswick	A				11/1/1998		X	X	X	
Columbus		J			10/1/2001		X	X		
Covington		J			1/1/1998		X	X	X	
Cuthbert	A				6/18/2001		X			
Dalton	A				1/1/2001		X			
Decatur	A					X	X			
Gainesville	A				2/21/2001		X			
Macon	A				1/1/1994					
Macon		J				X	X			
Marietta	A				10/1/1992					
Marietta		J				X	X			
Ogeechee	A					X	X			
Woodbine	A				11/1/1998		X	X		

**Appendix IV
Status and DCPO Support of Drug Court
Programs by Jurisdiction as of December 31,
2001**

(Continued From Previous Page)

State/city	Target population				Court status		Type of DCPO grants received			
	Adult	Juvenile	Family	Tribal	Date Implemented	Planned	Planning	Implementation	Enhancement	Continuation
Guam										
Hagatna		J				X	X	X		
Hagatna	A					X		X		
Hawaii										
Hilo	A					X	X			
Honolulu		J			7/30/2001			X		
Honolulu	A				12/1/1995				X	
Kealahou	A					X				
Lihue	A					X				
Wailuku	A				8/24/2000			X		
Idaho										
Blackfoot	A				7/26/2001		X			
Blackfoot	A				3/1/2001		X			
Blackfoot		J			4/1/2001		X			
Boise	A				2/24/1999			X	X	
Boise		J			11/15/2001		X		X	
Caldwell	A					X	X			
Coeur d'Alene	A				10/1/1998					
Coeur d'Alene		J				X	X			
Fort Hall		J		T	10/1/1997			X		
Idaho Falls		J				X	X			
Idaho Falls	A				7/23/2001		X			
Idaho Falls			F		8/1/2001		X			
Idaho Falls	A				4/1/2001		X			
Lewiston	A					X	X			
Malad City	A					X	X			
Pocatello	A					X	X			
Rexburg/ St. Anthony/ Driggs/Rigby	A				3/1/2000			X		
Rexburg/ St. Anthony/ Driggs/Rigby		J				X	X			
Rexburg/ St. Anthony/ Driggs/Rigby	A				3/1/2000			X		
Rupert		J			8/1/2001		X			

**Appendix IV
Status and DCPO Support of Drug Court
Programs by Jurisdiction as of December 31,
2001**

(Continued From Previous Page)

State/city	Target population				Court status		Type of DCPO grants received			
	Adult	Juvenile	Family	Tribal	Date Implemented	Planned	Planning	Implementation	Enhancement	Continuation
Salmon/Challis	A					X	X			
Salmon/Challis	A					X	X			
Salmon/Challis		J				X	X			
Sandpoint	A					X	X			
Twin Falls/ Burley	A				5/1/2001		X			
Illinois										
Bloomington	A					X	X			
Chicago		J			9/1/1996			X		X
Chicago	A				4/1/1998			X		X
Chicago ^d	A				5/1/1989					
Danville	A					X	X			
Decatur	A				11/6/1998		X	X		
Edwardsville	A				3/1/1996					
Edwardsville		J				X				
Harrisburg	A					X				
Jerseyville	A					X	X			
Joliet	A				12/1/1999		X	X		
Kankakee	A				2/1/1997			X		X
Kankakee		J				X				
Markham	A				3/1/1995			X		
Markham	A				4/1/1999					
Maywood	A				4/1/1998			X		X
Maywood	A				4/1/1998					
Peoria	A				12/3/1997			X		
Rock Island	A				1/1/2001		X			
Rockford	A				10/1/1996		X	X		X
St. Charles ^a	A						X	X		
Urbana	A				7/1/2000					
Wheaton	A				1/20/2000		X			
Woodstock ^a	A						X			
Indiana										
Anderson	A				2/1/2000			X		
Bedford		J			11/1/2000		X	X		
Bloomington	A				11/9/1999		X	X		
Crown Point	A				10/1/1996					

**Appendix IV
Status and DCPO Support of Drug Court
Programs by Jurisdiction as of December 31,
2001**

(Continued From Previous Page)

State/city	Target population				Court status		Type of DCPO grants received			
	Adult	Juvenile	Family	Tribal	Date Implemented	Planned	Planning	Implementation	Enhancement	Continuation
East Chicago	A				8/14/2001		X			
Elkhart		J			1/1/1999					
Evansville	A					X				
Fort Wayne	A				1/1/1998			X		
Gary	A				9/16/1997			X		X
Gary		J				X				
Greenfield	A				1/1/1991					
Greenwood	A				9/15/1999		X	X		
Indianapolis		J			9/13/2000					
Indianapolis	A				10/1/1998		X	X		
Jeffersonville	A					X	X			
Kokomo	A					X	X			
Lafayette	A				3/1/2001		X			
Lawrenceburg	A					X	X			
Lawrenceburg		J			4/8/1999		X	X		
South Bend	A				2/1/1997		X	X	X	
Terre Haute	A				9/1/1996		X	X		X
Terre Haute		J				X	X			
Versailles		J				X	X			
Iowa										
Council Bluffs	A				2/1/2000		X			
Des Moines	A				8/1/1996		X			
Marshalltown		J			11/1/2000		X			
Sioux City	A				7/1/1998			X		
Sioux City		J			7/1/1998			X	X	
Kansas										
Horton	A			T		X	X			
Kansas City		J				X				
Wichita	A				8/1/1995				X	
Kentucky										
Albany	A				9/1/2000		X	X		
Benton	A					X	X			
Bowling Green	A				4/1/1997		X			
Bowling Green		J				X	X			
Cadiz	A					X	X			

**Appendix IV
Status and DCPO Support of Drug Court
Programs by Jurisdiction as of December 31,
2001**

(Continued From Previous Page)

State/city	Target population				Court status		Type of DCPO grants received			
	Adult	Juvenile	Family	Tribal	Date Implemented	Planned	Planning	Implementation	Enhancement	Continuation
Cadiz	A					X				
Catlettsburg	A					X	X			
Corbin		J			5/25/2000					
Covington	A				4/1/1998					
Covington		J			11/2/2001		X			
Elizabethtown	A				5/16/2000		X		X	
Frankfort	A				7/1/1999				X	
Frankfort		J				X	X			
Greenup	A					X	X			
Greenville	A					X	X			
Hartford		J				X	X			
Hawesville	A					X	X			
Hazard		J				X	X			
Hazard	A					X	X			
Henderson		J				X	X			
Hickman	A				10/1/1999		X		X	
Hopkinsville	A				1/1/2001		X			
Hopkinsville		J			4/6/2000					
Lebanon	A					X	X			
Lexington		J			1/18/2001		X		X	
Lexington	A				6/1/1996				X	
Lexington	A				7/1/1999				X	
Liberty	A					X	X			
London	A				4/1/2000		X		X	
Louisville		J			7/1/1997					
Louisville			F			X	X			
Louisville	A				7/1/1993				X	
Mayfield	A					X	X			
Murray		J				X	X			
Newport		J			6/1/1998		X			
Newport	A				12/1/1999					
Nicholasville		J				X	X			
Nicholasville	A					X	X			
Owensboro	A				2/1/2000		X		X	
Owensboro		J				X	X			

**Appendix IV
Status and DCPO Support of Drug Court
Programs by Jurisdiction as of December 31,
2001**

(Continued From Previous Page)

State/city	Target population				Court status		Type of DCPO grants received			
	Adult	Juvenile	Family	Tribal	Date Implemented	Planned	Planning	Implementation	Enhancement	Continuation
Paducah	A					X	X			
Paintsville	A					X	X			
Paris/ Georgetown/ Versailles	A				7/1/2000			X		
Pikeville	A				1/1/2001		X			
Pineville	A					X	X			
Prestonsburg	A					X	X			
Providence	A					X	X			
Richmond		J				X	X			
Shelbyville	A				3/1/2001			X		
Shelbyville ^a	A							X		
Somerset		J			11/1/2000			X		
Wickliffe/ Bardwell	A				10/1/1999			X	X	
Winchester/ Richmond	A				11/1/1998			X	X	
Louisiana										
Alexandria		J			11/1/1999			X		
Alexandria	A				10/20/1997			X	X	
Baton Rouge	A				1/1/1998					X
Baton Rouge		J			10/1/1998			X	X	
Benton/ Bossier City	A					X	X			
Benton/ Bossier City		J			2/1/2001			X		
Breaux Bridge	A					X				
Breaux Bridge		J			9/1/1999					
Covington		J			4/1/2000			X	X	
Covington	A				1/1/1998				X	
Covington	A				1/1/1998				X	
Edgard	A				10/1/2000			X		
Franklin		J			3/15/1999				X	X
Franklin	A				1/1/1997				X	X
Gretna	A				8/1/1997			X	X	X
Hahnville	A				11/7/2000			X		
Harvey		J			12/1/1998			X	X	

**Appendix IV
Status and DCPO Support of Drug Court
Programs by Jurisdiction as of December 31,
2001**

(Continued From Previous Page)

State/city	Target population				Court status		Type of DCPO grants received			
	Adult	Juvenile	Family	Tribal	Date Implemented	Planned	Planning	Implementation	Enhancement	Continuation
Houma	A					X	X	X		
Lafayette	A				6/1/1998		X	X		
Lake Charles	A				2/1/1997			X		
Lake Charles		J			5/15/2000		X	X		
Leesville	A				9/1/1999		X			
Livingston/ Amite	A				7/7/1998					
Mansfield		J			8/1/1999		X	X		
Mansfield	A				2/1/2000		X	X		
Monroe		J			6/1/1998		X	X	X	
Monroe	A				7/1/2000					
New Iberia	A				1/1/1998			X		
New Iberia		J			9/22/2000			X		
New Orleans	A				1/1/1998				X	
New Orleans ^e	A				8/1/1997			X		X
New Orleans		J			11/1/1999		X	X		
Oak Grove	A				1/1/1999					
Oberlin	A					X	X			
Shreveport		J			3/1/1999					
Shreveport	A					X				
Slidell		J			4/1/2000		X			
St. Martinville	A		F			X	X			
Thibodaux	A				3/1/1999		X	X		
Vidalia		J				X	X			
Webster	A					X	X			
Webster		J			1/3/2001		X			
Maine										
Alfred	A					X	X			
Augusta/ Waterville		J			1/1/2000					
Bangor	A				3/15/2001					
Bangor		J			1/1/2000					
Biddeford	A				3/15/2001					
Calais	A				3/15/2001					
Lewiston	A				3/15/2001					
Machias	A				3/15/2001					

**Appendix IV
Status and DCPO Support of Drug Court
Programs by Jurisdiction as of December 31,
2001**

(Continued From Previous Page)

State/city	Target population			Tribal	Court status		Type of DCPO grants received			
	Adult	Juvenile	Family		Implemented	Planned	Planning	Implementation	Enhancement	Continuation
					Date					
Old Town	A			T	3/1/2000		X			
Portland	A				3/15/2001					
Portland		J			1/1/2000					
Portland ^f	A				12/1/1997			X		
Princeton	A			T		X		X		
Rumford	A				3/15/2001					
South Paris		J				X				
West Bath		J			1/1/2000					
York		J			1/1/2000					
Maryland										
Annapolis	A				2/1/1997				X	
Annapolis		J				X				
Baltimore		J			9/15/1998			X		
Baltimore			F			X				
Baltimore	A				3/1/1994					
Baltimore	A				10/1/1994					
Bel Air	A				10/1/2001					
Bel Air		J			1/1/2000		X	X		
Easton		J			10/1/1998					
Edgewood/ Bel Air	A				11/1/1997				X	
Ellicott City		J				X	X			
Ellicott City	A					X	X			
Rockville	A					X				
Towson		J				X	X			
Upper Marlboro	A					X	X			
Massachusetts										
Ayer	A					X	X			
Barnstable	A					X	X			
Brighton	A				6/6/2000		X			
Cambridge		J				X	X			
Cambridge	A					X				
Chelsea	A				7/1/2001		X			
Dorchester ^c	A				6/1/1995					
Dorchester	A				2/19/1999					
East Boston	A				2/1/1999		X			

**Appendix IV
Status and DCPO Support of Drug Court
Programs by Jurisdiction as of December 31,
2001**

(Continued From Previous Page)

State/city	Target population				Court status		Type of DCPO grants received			
	Adult	Juvenile	Family	Tribal	Date Implemented	Planned	Planning	Implementation	Enhancement	Continuation
Framingham	A				11/15/1999		X	X		
Greenfield/ Orange	A	J	F		1/1/1997			X		
Haverhill	A				2/1/1998			X		X
Lawrence	A				10/1/2000		X	X		
Lynn/Salem	A				9/14/1999		X			
New Bedford	A				9/1/2000		X	X		
Quincy	A				1/1/2001		X			
Roxbury	A				2/19/1999					
Salem		J			6/1/2000			X		
South Boston	A				2/19/1999		X			
Springfield		J				X				
West Roxbury	A					X	X			
Worcester	A				2/1/1996				X	
Michigan										
Bloomfield Hills	A					X	X			
Charlotte	A				10/1/1997			X		
Charlotte	A				10/1/1997			X		
Charlotte	A				5/1/2000					
Charlotte			F			X	X			
Detroit	A				7/1/1997		X	X		
Detroit	A				9/1/1997		X			
Detroit		J			1/1/2000		X			
Flint	A					X	X			
Flint		J				X				
Grand Rapids	A				6/1/1999			X		
Grand Rapids			F			X	X			
Hastings	A					X	X			
Hastings		J				X	X			
Howell/Brighton	A					X	X			
Howell/Brighton		J				X	X			
Kalamazoo		J			2/1/1998		X			
Kalamazoo	A				2/1/1992			X		X
Kalamazoo	A				1/1/1997					
Lansing		J								
Lansing			F			X	X			

**Appendix IV
Status and DCPO Support of Drug Court
Programs by Jurisdiction as of December 31,
2001**

(Continued From Previous Page)

State/city	Target population				Court status		Type of DCPO grants received			
	Adult	Juvenile	Family	Tribal	Date Implemented	Planned	Planning	Implementation	Enhancement	Continuation
Lapeer		J				X	X			
Monroe		J			8/1/2001		X			
Mt. Clemens	A					X	X			
Mt. Clemons		J			9/1/1999					
Mt. Pleasant	A					X	X			
Muskegon			F			X	X			
Novi	A				3/5/2001		X			
Peshawbestown	A			T		X	X			
Petoskey	A			T		X	X			
Pontiac	A				8/29/2001		X			
Pontiac		J			6/1/2001		X			
Sault Ste. Marie	A			T	4/1/2001		X		X	
Southfield	A					X	X			
St. Joseph	A				10/1/1992					
St. Joseph		J				X				
Traverse City	A					X	X			
Troy	A				4/1/2001		X			
Warren	A				9/27/1999		X		X	
Waterford	A				2/14/2001		X			
West Branch		J				X	X			
Minnesota										
Minneapolis	A				1/1/1997		X		X	X
Red Lake	A			T		X	X			
St. Paul	A				6/1/2001		X			
St. Paul		J			6/21/2001					
White Earth	A			T		X	X			
Mississippi										
Greenville	A					X	X			
Gulfport	A					X	X			
Jackson	A				7/1/1997		X			
Magnolia		J				X	X			
McComb	A				2/1/1999					
Ridgeland	A				10/1/1997				X	

**Appendix IV
Status and DCPO Support of Drug Court
Programs by Jurisdiction as of December 31,
2001**

(Continued From Previous Page)

State/city	Target population				Court status		Type of DCPO grants received			
	Adult	Juvenile	Family	Tribal	Date Implemented	Planned	Planning	Implementation	Enhancement	Continuation
Missouri										
Andrew	A					X				
Ava	A				1/1/2001					
Benton	A				11/1/1999		X			
Benton		J			5/1/1997		X			X
Bloomfield	A				8/11/1999		X			
Butler	A					X				
Charleston	A				11/19/1999					
Chillicothe	A				9/10/2001		X			
Clayton	A				4/12/1999					
Clayton			F		4/1/2000		X			
Clinton	A					X				
Columbia	A				9/1/1999			X		
Columbia		J			6/1/2000		X			
Forsyth	A				7/1/1999					
Fulton/ Columbia	A				1/1/2000					
Gainesville	A				1/1/2001					
Harrisonville	A					X				
Hartville	A				1/1/2001					
Hillsboro	A				1/13/1999		X			
Jackson	A				6/1/2001		X			
Jefferson City			F			X	X			
Jefferson City		J			1/1/2000					
Jefferson City	A				1/13/1999		X			
Joplin	A					X	X			
Kahoka	A					X	X			
Kansas City	A					X	X			
Kansas City		J			3/1/1999					
Kansas City			F		4/1/1998			X	X	
Kansas City	A				10/1/1993				X	
Kennett	A				10/1/1998			X		
Kirksville	A					X	X			
Lexington		J				X				
Lexington	A				5/1/1996					
Liberty	A					X				

**Appendix IV
Status and DCPO Support of Drug Court
Programs by Jurisdiction as of December 31,
2001**

(Continued From Previous Page)

State/city	Target population				Court status		Type of DCPO grants received			
	Adult	Juvenile	Family	Tribal	Date Implemented	Planned	Planning	Implementation	Enhancement	Continuation
Marshall	A				6/1/1999					
Maryville	A					X	X			
Mexico	A					X				
Mississippi			F			X				
Montgomery City	A					X				
Neosho	A				2/1/1999		X			
Neosho			F		6/1/1999		X			
Neosho		J			7/1/1999		X			
Nevada	A				1/18/2001		X			
Ozark	A				2/1/1998					
Pineville		J			1/1/2001					
Poplar Bluff	A				7/1/1999					
Poplar Bluff	A				4/1/1999					
Savannah		J			1/1/2001					
Sedalia	A					X				
Springfield		J				X	X			
Springfield	A				10/1/1998				X	
St. Charles	A				7/1/2000			X		
St. Charles		J	F			X	X	X		
St. Charles	A					X		X		
St. Joseph	A				10/1/1997					
St. Joseph		J			7/1/2000		X	X		
St. Louis	A				4/21/2000		X			
St. Louis			F		1/2/2001		X			
St. Louis		J			9/1/1998					
St. Louis	A				4/1/1997			X	X	X
Union	A				9/1/1999		X			
Union			F			X	X			
Warrenton	A					X				
Montana										
Billings			F		6/14/2001			X		
Billings		J				X	X			
Box Elder	A			T		X	X			
Bozeman	A				9/1/2000		X	X		
Browning	A			T	1/1/1998		X	X		

**Appendix IV
Status and DCPO Support of Drug Court
Programs by Jurisdiction as of December 31,
2001**

(Continued From Previous Page)

State/city	Target population			Tribal	Court status		Type of DCPO grants received			
	Adult	Juvenile	Family		Implemented	Date Planned	Planning	Implementation	Enhancement	Continuation
Browning		J		T		X	X			
Crow Agency	A			T		X	X			
Great Falls		J				X	X			
Harlem	A		F	T	3/1/1998		X	X		
Lame Deer		J		T		X	X			
Missoula		J			10/1/1996		X	X		X
Poplar		J		T	5/1/1998			X	X	X
Superior	A				3/14/2001		X			
Nebraska										
Grand Island	A					X	X			
Lincoln	A				7/18/2001		X	X		
Lincoln		J			4/1/2001		X	X		
Macy		J		T		X	X			
Omaha	A					X	X			
Omaha	A				4/1/1997		X	X	X	X
Omaha		J			2/26/2001		X		X	
Papillion		J			5/6/2000		X			
Sidney	A				10/4/2000		X			
Nevada										
Carson City		J			11/1/1999		X			
Duckwater	A			T	9/1/1999					
Duckwater	A	J		T	10/1/1997		X			
Elko		J				X	X			
Elko	A			T		X	X			
Elko	A			T		X	X			
Gardnerville	A			T		X	X			
Henderson	A					X				
Henderson	A					X				
Las Vegas	A				10/1/1992				X	
Las Vegas	A				1/1/2000					
Las Vegas	A					X				
Las Vegas			F		6/1/1996					
Las Vegas		J			3/1/1995					
Laughlin	A				3/1/1998					
Mesquite ^o	A				2/1/1998					

**Appendix IV
Status and DCPO Support of Drug Court
Programs by Jurisdiction as of December 31,
2001**

(Continued From Previous Page)

State/city	Target population			Court status		Type of DCPO grants received				
	Adult	Juvenile	Family	Tribal	Date Implemented	Planned	Planning	Implementation	Enhancement	Continuation
Nixon	A	J		T		X	X	X		
North Valley	A				3/1/1998					
Reno			F		10/1/1994		X			
Reno		J			7/1/1995					
Reno	A				11/1/2001		X			
Reno	A				7/1/1995					
Sparks	A				7/1/1999		X			
Tonopah	A					X	X			
Yerington	A				9/17/2001		X			
New Hampshire										
Concord ^a	A						X			
Laconia	A					X	X			
Plymouth	A					X	X			
New Jersey										
Asbury Park	A					X	X			
Bridgeton ^a	A						X			
Camden			F			X	X			
Camden	A				4/1/1996		X	X		X
Camden		J			8/1/1998			X		
Elizabeth	A				10/1/1998		X	X		
Freehold	A					X	X			
Hackensack	A					X	X			
Jersey City		J			11/1/1997			X		X
Long Branch	A				7/1/1999			X		
Middletown	A					X	X			
Mt. Holly	A					X	X			
Newark	A				1/1/1997		X	X		X
Newark	A				3/1/1996					
Newark		J				X	X			
Paterson		J				X	X			
Paterson	A				4/15/1999		X	X		
Paterson	A				10/1/1997		X	X		
Tom's Rivers	A					X	X			
Trenton		J				X	X			
Trenton	A				10/1/1998					

**Appendix IV
Status and DCPO Support of Drug Court
Programs by Jurisdiction as of December 31,
2001**

(Continued From Previous Page)

State/city	Target population				Court status		Type of DCPO grants received			
	Adult	Juvenile	Family	Tribal	Date Implemented	Planned	Planning	Implementation	Enhancement	Continuation
New Mexico										
Alamogordo		J			9/1/2000					
Alamogordo	A					X				
Albuquerque	A				10/1/1997			X		X
Albuquerque	A				9/1/1995				X	
Albuquerque		J			8/26/1998			X		
Albuquerque			F			X				
Aztec	A				10/1/1998		X	X		
Aztec		J			10/1/1998		X			
Aztec	A				8/1/1994					
Bernalillo		J			9/1/1999		X			
Bernalillo	A				5/21/1999					
Crownpoint	A	J		T	5/1/2000		X	X		
Espanola		J			7/1/2000					
Farmington	A				8/1/1994					
Farmington		J			9/1/2000		X	X		
Gallup	A				3/1/1999					
Gallup ^b		J			3/1/1999		X			
Las Cruces	A				4/1/1995					
Las Cruces	A				2/1/1997				X	
Las Cruces		J			10/1/1997			X		
Las Cruces			F			X	X			
Las Cruces	A				2/1/1995					
Las Vegas		J				X	X			
Los Lunas		J				X	X			
Lovington		J				X	X			
Lovington			F			X	X			
Mescalero		J		T	6/1/2001		X	X		
Mesilla	A				2/1/1995					
Mesilla	A				2/1/1995					
Pueblo of Acoma	A			T		X	X			
Ramah	A			T	5/1/2000		X	X		
San Juan Pueblo ^a	A			T			X			
Santa Fe	A				4/1/1996			X		X

**Appendix IV
Status and DCPO Support of Drug Court
Programs by Jurisdiction as of December 31,
2001**

(Continued From Previous Page)

State/city	Target population			Tribal	Court status		Type of DCPO grants received			
	Adult	Juvenile	Family		Implemented	Date Planned	Planning	Implementation	Enhancement	Continuation
Santa Fe			F			X	X			
Santa Fe	A				1/1/1998			X	X	X
Shiprock	A			T	5/1/2000		X	X		
Sunland Park ⁹	A				2/1/1995					
Taos		J			5/1/2001			X		
Taos	A				10/1/1998			X		
Taos ^a	A			T				X		
Zuni	A			T		X	X			
New York										
Albany	A				1/28/2000					
Albany			F			X	X			
Albany	A				1/28/2000					
Amherst	A				9/9/1996			X	X	X
Amsterdam	A				2/1/2001		X			
Batavia	A				2/22/1999			X	X	
Bath	A					X	X			
Beacon/ Poughkeepsie	A					X	X			
Bethlehem	A				1/28/2000					
Binghamton	A					X	X			
Bronx	A				4/1/1999		X	X	X	
Bronx			F			X	X			
Brooklyn		J				X				
Brooklyn	A				6/1/1996			X		
Brooklyn			F			X	X			
Brooklyn	A					X	X			
Brooklyn/ Red Hook ^a	A						X			
Buffalo		J				X	X			
Buffalo			F			X				
Buffalo	A				12/1/1995		X	X	X	X
Buffalo		J			1/1/2001		X		X	
Buffalo			F		5/1/2001		X			
Canandaigua	A				7/1/2000		X	X		
Central Islip		J				X	X			
Central Islip			F		12/10/1997					

**Appendix IV
Status and DCPO Support of Drug Court
Programs by Jurisdiction as of December 31,
2001**

(Continued From Previous Page)

State/city	Target population				Court status		Type of DCPO grants received			
	Adult	Juvenile	Family	Tribal	Date Implemented	Planned	Planning	Implementation	Enhancement	Continuation
Central Islip	A				9/9/1996		X	X		X
Cheektowaga	A				8/1/1998			X	X	
Colonie ^f	A				1/28/2000					
Cooperstown	A				4/20/2000		X	X		
Dunkirk	A					X	X			
Fort Edward	A					X	X			
Goshen			F			X	X			
Greenburgh	A					X	X			
Hamburg	A					X	X			
Harlem		J				X	X	X		
Hudson	A					X	X			
Ithaca			F		7/1/2001		X			
Ithaca	A				1/1/1998			X		X
Ithaca	A				6/1/2000					
Johnstown	A				7/1/1999			X		
Kew Gardens	A					X	X			
Kew Gardens	A				5/1/1998		X	X		
Kingsbury	A				5/1/2000					
Kingston	A				9/6/2001		X			
Lackawanna		J				X	X			
Lackawanna	A				1/1/1996				X	
Lake George	A					X	X			
Lockport	A				9/5/2000		X			
Manhattan	A				9/9/1998					
Manhattan	A				7/21/2000			X		
Manhattan	A					X				
Manhattan			F		3/8/1998					
Manhattan			F		9/1/2000			X		
Mayville/ Jamestown		J			2/1/2000		X			
Mineola	A					X	X			
Monticello			F			X	X			
Mt. Vernon	A				10/12/2000		X	X		
New City	A				2/1/1998		X	X		
New City			F			X	X			
New Rochelle	A					X	X			

**Appendix IV
Status and DCPO Support of Drug Court
Programs by Jurisdiction as of December 31,
2001**

(Continued From Previous Page)

State/city	Target population				Court status		Type of DCPO grants received			
	Adult	Juvenile	Family	Tribal	Date Implemented	Planned	Planning	Implementation	Enhancement	Continuation
Niagara Falls	A				1/1/1998		X	X	X	
Niagara Falls		J				X	X			
North Tonawanda	A					X	X			
Oswego	A				6/1/1999		X	X		
Oswego			F			X	X			
Plattsburgh	A					X	X			
Queens			F			X	X			
Rochester			F		8/1/2001		X			
Rochester	A				1/30/1995				X	
Rochester		J			6/6/2000				X	
Schenectady	A				8/16/2001		X			
Staten Island/ New York City	A					X	X			
Syracuse	A				1/1/1997		X	X		X
Syracuse			F			X	X			
Tonawanda	A				4/1/1998			X	X	
Tonawanda		J			10/1/2001		X			
Troy	A				11/1/1997		X	X		
Troy	A				11/1/1997			X		
Utica	A					X	X			
White Plains			F			X	X			
Yonkers/ Elmsford	A				1/2/2001		X			
North Carolina										
Asheboro	A					X	X			
Asheville	A				12/1/2000		X			
Bayboro	A				12/1/1999		X			
Bladen	A					X				
Charlotte			F		11/30/1999				X	
Charlotte	A				7/10/1998				X	
Charlotte	A				3/1/2000				X	
Charlotte	A				2/1/1995				X	
Charlotte	A				2/1/1995				X	
Charlotte		J			7/1/2000		X		X	
Cherokee		J		T	5/1/1999		X	X		

**Appendix IV
Status and DCPO Support of Drug Court
Programs by Jurisdiction as of December 31,
2001**

(Continued From Previous Page)

State/city	Target population				Court status		Type of DCPO grants received			
	Adult	Juvenile	Family	Tribal	Date Implemented	Planned	Planning	Implementation	Enhancement	Continuation
Durham	A				11/1/1999		X		X	
Durham			F			X	X			
Fayetteville	A					X	X			
Greensboro	A					X	X	X		
Hickory	A				5/29/2001		X			
Hillsboro	A					X	X			
Jacksonville	A					X	X			
Raleigh		J			10/30/1998				X	
Raleigh	A				5/1/1996				X	
Raleigh	A				7/1/2000				X	
Roxboro/ Yanceyville	A				7/1/1996				X	
Salisbury		J				X	X			
Smithfield	A					X	X			
Warrenton	A				12/1/1996				X	
Wilmington	A				5/1/1997				X	
Winston Salem		J				X	X			
Winston Salem	A				6/1/1996				X	
North Dakota										
Belcourt	A			T	8/15/1999		X	X	X	
Belcourt		J		T		X				
Bismarck	A				3/1/2001		X	X		
Fargo		J			5/1/2000		X			
Fort Yates	A			T		X	X			
Ft. Totten		J		T	1/12/2000		X	X		
Grand Forks		J			5/1/2000		X			
New Town	A			T		X	X			
Ohio										
Akron		J			1/1/2001					
Akron	A				9/1/1995				X	
Akron	A					X		X		
Athens	A				2/1/2001			X		
Batavia		J			9/23/1999		X			
Bucyrus	A				4/1/1999			X		
Bucyrus	A				4/1/1999			X		

**Appendix IV
Status and DCPO Support of Drug Court
Programs by Jurisdiction as of December 31,
2001**

(Continued From Previous Page)

State/city	Target population				Court status		Type of DCPO grants received			
	Adult	Juvenile	Family	Tribal	Date Implemented	Planned	Planning	Implementation	Enhancement	Continuation
Canfield/ Sebring	A				2/7/2001		X	X		
Canton	A				7/1/1998		X	X		
Chillicothe ^a		J					X			
Cincinnati	A				3/22/1995					
Circleville		J			7/1/2000					
Cleveland	A				3/2/1998			X		
Cleveland		J			4/1/1998		X	X		
Dayton	A				1/1/1996		X	X		X
Dayton		J			1/1/1998			X		X
Delaware		J			6/1/2000			X		
Delaware			F		1/1/2000					
Elyria			F		2/1/2000					
Elyria		J			2/1/2000					
Hamilton	A				9/1/1996				X	
Hamilton			F		6/1/1998					
Lancaster		J			8/1/1997			X		
Lebanon		J				X	X			
Lima	A					X	X			
Logan	A				1/1/2000		X	X		
Logan		J			1/1/2000			X		
Mansfield		J			4/1/1999					
Mansfield	A				4/14/1997			X	X	
Mansfield	A				4/14/1997			X	X	
McArthur	A					X		X		
Mt. Gilead			F		3/1/2000					
Mt. Gilead		J			9/1/2000					
Mt. Gilead	A				3/1/2000			X		
Mt. Vernon		J			7/1/2000					
Norwalk	A				4/1/1999			X		
Norwalk	A				3/1/2000			X		
Saint Clairsville		J			2/6/1999		X	X	X	
Saint Clairsville	A				9/1/2000		X			
Sandusky	A				4/15/1996				X	
Springfield		J			2/1/2001					
Steubenville		J			11/15/2001		X			

**Appendix IV
Status and DCPO Support of Drug Court
Programs by Jurisdiction as of December 31,
2001**

(Continued From Previous Page)

State/city	Target population				Court status		Type of DCPO grants received			
	Adult	Juvenile	Family	Tribal	Date Implemented	Planned	Planning	Implementation	Enhancement	Continuation
Toledo		J				X	X			
Toledo			F		3/1/2000					
Toledo	A				8/1/1997			X		
Troy		J			7/1/2000					
Troy	A				7/1/2000		X			
Troy	A				7/1/2000		X			
Uhrichsville	A					X	X			
Warren	A				2/1/2000		X			
Youngstown	A				6/1/1998		X	X	X	
Oklahoma										
Ada	A				9/1/1997					
Binger ^a	A			T			X			
Bristow/ Sapulpa	A				6/1/1996		X	X		
Chickasha	A					X				
Claremore	A				6/1/2000		X			
Claremore		J				X	X			
Concho	A			T		X	X			
El Reno			F			X	X			
El Reno	A					X				
Elk City		J			2/1/1998		X	X		
Enid	A				4/12/2000			X		
Enid		J			4/12/2000		X	X		
Guthrie	A				5/1/1995					
Holdenville	A				4/1/1999			X		
McLoud	A			T		X	X			
Muskogee	A				8/1/2000		X			
Norman	A					X		X		
Oklahoma City	A					X	X			
Okmulgee	A			T	6/22/1999		X	X	X	
Pauls Valley	A	J			5/1/1998					
Pawhuska	A			T		X	X			
Pawnee	A			T		X	X			
Perkins	A			T	2/1/2000		X			
Poteau	A				7/15/2000		X			
Purcell	A				5/1/1998			X		

**Appendix IV
Status and DCPO Support of Drug Court
Programs by Jurisdiction as of December 31,
2001**

(Continued From Previous Page)

State/city	Target population			Tribal	Court status		Type of DCPO grants received			
	Adult	Juvenile	Family		Implemented	Date Planned	Planning	Implementation	Enhancement	Continuation
Red Rock	A			T		X	X			
Sallisaw	A				11/1/1999					
Seminole			F			X				
Seminole		J			1/1/2001			X		X
Seminole	A				8/1/1997			X		X
Shawnee	A				10/1/1998			X		
Shawnee		J		T	10/1/1998		X	X		
Stillwater	A					X				
Stillwater	A				5/1/1995				X	
Stillwater		J			1/1/1997				X	
Tahlequah	A				12/22/1999					
Tahlequah	A				11/15/1999		X	X		
Tulsa	A				5/1/1996				X	
Tulsa			F			X				
Tulsa		J			7/1/2000					
Tulsa	A					X	X			
Oregon										
Astoria/ Tillamook	A				7/1/2001					
Astoria/ Tillamook		J				X				
Astoria/ Tillamook			F			X				
Bend		J				X				
Bend			F			X	X			
Coquille/ Gold Beach		J			1/1/2001					
Coquille/ Gold Beach			F			X				
Corvallis	A					X	X			
Dallas	A					X				
Enterprise	A				1/1/2000					
Eugene		J			3/29/2000		X			
Eugene	A				9/1/1994				X	
Grants Pass	A				3/1/1996		X	X		
Grants Pass		J				X				
Hillsboro	A					X				

**Appendix IV
Status and DCPO Support of Drug Court
Programs by Jurisdiction as of December 31,
2001**

(Continued From Previous Page)

State/city	Target population				Court status		Type of DCPO grants received			
	Adult	Juvenile	Family	Tribal	Date Implemented	Planned	Planning	Implementation	Enhancement	Continuation
Klamath Falls	A				3/1/1996				X	
La Grande	A					X				
Madras		J			3/29/2000		X			
Madras	A				10/1/1997			X		X
McMinnville	A				6/1/1997			X		
McMinnville		J			1/1/2001					
Medford			F			X	X			
Medford		J				X				
Oregon City	A				1/10/2000		X	X		
Oregon City		J				X		X		
Pendleton		J		T		X	X			
Pendleton	A					X	X			
Portland		J			1/10/2001		X			
Portland	A				8/1/1991				X	
Portland	A					X				
Prineville	A				10/1/1997			X		X
Prineville		J				X	X			
Roseburg			F			X	X			
Roseburg	A				1/1/1996				X	
Roseburg		J			5/1/2000		X			
Salem	A				1/1/2001			X		
Salem		J			1/1/2001					
St. Helens		J			1/1/2000					
The Dalles	A					X	X			
Vale	A				1/1/2001		X	X		
Vale	A				1/1/2001		X	X		
Pennsylvania										
Erie		J				X	X			
Erie	A				3/1/2000		X	X		
Hollidaysburg	A					X	X			
Philadelphia	A				1/1/1997		X	X		X
Pittsburgh	A				2/1/1998					
Saegertown	A					X				
Scranton	A				7/1/2000		X	X		
Scranton		J				X	X			

**Appendix IV
Status and DCPO Support of Drug Court
Programs by Jurisdiction as of December 31,
2001**

(Continued From Previous Page)

State/city	Target population			Tribal	Court status		Type of DCPO grants received			
	Adult	Juvenile	Family		Implemented	Planned	Planning	Implementation	Enhancement	Continuation
Scranton			F			X	X			
West Chester	A				10/1/1997			X		X
Williamsport	A				7/1/1998		X	X		
York	A				10/2/1997		X	X		
Puerto Rico										
Arecibo	A				4/1/1996					
Bayamon	A				1/1/2001					
Carolina	A				4/1/1996					
Fajardo	A					X				
Guayama	A				7/1/2000					
Humacao	A					X				
Ponce	A				10/1/1996					
San Juan	A				4/1/1996		X	X	X	X
Utua	A					X				
Rhode Island										
Bristol		J			4/1/2000			X		
Kent		J			7/1/2000			X		
Newport		J			1/1/2000			X		
Providence		J			12/6/1999		X	X		
Providence	A				1/1/2001		X	X		
Providence			F			X				
Westerly		J			1/1/2000			X		
South Carolina										
Aiken	A					X				
Anderson	A					X				
Anderson		J			1/1/2001		X			
Beaufort & Hampton	A				5/1/2000					
Charleston		J			9/1/1997			X		X
Charleston			F			X	X			
Charleston	A				8/1/1999		X	X		
Columbia	A				10/1/1996					
Columbia		J			1/1/1998					
Darlington	A					X	X			
Edgefield	A					X				
Florence		J				X	X			

**Appendix IV
Status and DCPO Support of Drug Court
Programs by Jurisdiction as of December 31,
2001**

(Continued From Previous Page)

State/city	Target population				Court status		Type of DCPO grants received			
	Adult	Juvenile	Family	Tribal	Date Implemented	Planned	Planning	Implementation	Enhancement	Continuation
Greenville	A				1/1/1998		X			
Kingstree	A					X	X			
Lancaster		J				X	X			
Lexington	A				7/25/1996		X	X		X
Lexington		J			5/3/2000					
Manning	A					X	X			
Manning			F		8/1/1999		X			
North Charleston	A					X				
Orangeburg	A					X				
Rock Hill		J				X	X			
Spartanburg	A					X	X			
Spartanburg		J				X				
York	A				7/1/2001					
South Dakota										
Agency Village	A	J		T	11/1/1997			X	X	
Flandreau	A	J		T	9/1/2000		X	X		
Lower Brule	A			T		X	X	X		
Marty	A			T	1/1/1997		X	X		
Pine Ridge	A			T		X	X			
Rosebud		J		T	5/8/2001		X	X		
Tennessee										
Alamo		J				X	X			
Athens	A					X	X			
Charlotte	A				3/1/2001		X			
Chattanooga	A					X	X			
Clarksville ^a	A						X	X		
Columbia	A					X	X			
Cookeville	A					X				
Decaturville		J			8/1/1997		X			
Elizabethton	A					X	X			
Erin	A				11/1/2000					
Erwin	A					X	X			
Franklin	A					X	X			
Gallatin	A					X	X	X		
Greeneville	A					X	X			

**Appendix IV
Status and DCPO Support of Drug Court
Programs by Jurisdiction as of December 31,
2001**

(Continued From Previous Page)

State/city	Target population				Court status		Type of DCPO grants received			
	Adult	Juvenile	Family	Tribal	Date Implemented	Planned	Planning	Implementation	Enhancement	Continuation
Johnson City	A					X	X			
Knoxville	A				2/1/1999			X		
Lawrenceburg	A					X	X			
Maryville	A				1/1/1999		X	X		
Maryville		J				X	X			
Memphis	A				2/1/1997			X		
Murfreesboro	A				12/1/1999		X	X		
Nashville	A					X	X			
Nashville	A				5/1/1997		X	X	X	
Sevierville	A					X	X			
South Cumberland	A					X	X			
Springfield ^a		J					X			
Union City	A					X	X			
Texas										
Austin		J			5/23/2001		X	X		
Austin	A				8/1/1993				X	
Beaumont	A				3/1/1993					
Conroe	A				9/23/1999		X	X		
Dallas	A				11/1/1997		X	X		X
El Paso			F		10/1/1999					
El Paso	A					X	X			
El Paso		J		T	6/1/2000		X	X		
Fort Worth	A				9/1/1996					
Fort Worth		J			3/1/1999					
Houston	A					X	X			
Laredo	A					X	X			
McAllen		J				X	X			
San Antonio	A					X	X			
Utah										
Castle Dale			F		7/1/2000					
Farmington		J				X	X			
Farmington	A				7/1/1999		X			
Manti	A					X	X			
Ogden		J			9/1/2001		X	X		
Ogden	A				3/1/2000			X		

**Appendix IV
Status and DCPO Support of Drug Court
Programs by Jurisdiction as of December 31,
2001**

(Continued From Previous Page)

State/city	Target population				Court status		Type of DCPO grants received			
	Adult	Juvenile	Family	Tribal	Implemented	Planned	Planning	Implementation	Enhancement	Continuation
Orem		J			3/1/1999					
Provo	A				1/1/1998		X			
Provo		J			3/1/1999					
Provo/ Springville			F		3/1/2000		X			
Richfield	A					X	X			
Salt Lake City			F			X	X			
Salt Lake City	A				6/15/1996		X	X		X
Sandy		J			1/1/1996					
St. George	A					X		X		
Vernal	A				10/1/1998		X	X		
Vermont										
Newport	A					X				
Virginia										
Alexandria			F		8/30/2001		X			
Alexandria		J				X				
Amherst/ Lynchburg		J				X				
Charlottesville			F			X	X			
Charlottesville	A				7/1/1997		X	X		
Chesapeake	A					X	X			
Chesterfield	A				9/5/2000		X	X		
Chesterfield		J				X	X			
Colonial Heights		J				X				
Danville		J				X	X			
Fredericksburg		J			11/3/1998		X	X		
Fredericksburg	A				9/21/1998		X	X		
Fredericksburg	A					X				
Hampton	A					X	X			
Hanover		J				X	X			
Manassas	A					X				
Manassas		J				X	X			
Newport News		J				X	X	X		
Newport News	A				11/9/1998		X	X		
Norfolk ^a			F				X			
Norfolk	A				1/1/1998					

**Appendix IV
Status and DCPO Support of Drug Court
Programs by Jurisdiction as of December 31,
2001**

(Continued From Previous Page)

State/city	Target population				Court status		Type of DCPO grants received			
	Adult	Juvenile	Family	Tribal	Date Implemented	Planned	Planning	Implementation	Enhancement	Continuation
Petersburg	A					X				
Portsmouth	A				1/4/2001		X	X		
Prince George	A					X	X			
Radford	A					X	X			
Richmond	A				11/1/1996			X		
Richmond		J			10/1/1998		X	X		
Richmond	A					X	X			
Richmond/ Oliver Hill			F			X	X			
Roanoke	A				9/1/1995			X	X	
Rocky Mount		J				X	X			
Staunton	A					X	X			
Suffolk		J				X				
Suffolk	A					X				
Virginia Beach	A				10/1/1997		X			
Virginia Beach	A					X	X			
Virginia Beach		J				X	X			
Washington										
Bellingham	A				7/8/1999		X	X		
Bellingham		J				X	X			
Bellingham	A			T		X	X			
Everett	A				10/1/1999		X	X		
Everett ^a			F				X			
Everett		J				X	X			
Kelso	A				8/13/1999			X		
Kennewick		J				X	X			
Kennewick	A					X	X			
Mt. Vernon	A				1/1/1998		X	X		
Neah Bay	A			T	3/1/1998		X	X	X	
Olympia		J				X	X			
Olympia	A				1/1/1998		X	X		
Port Angeles		J			7/1/1997			X		
Port Angeles	A				9/9/1999		X			
Port Orchard		J			2/1/1999		X	X	X	
Port Orchard	A				2/1/1999		X	X	X	
Port Orchard			F			X	X			

**Appendix IV
Status and DCPO Support of Drug Court
Programs by Jurisdiction as of December 31,
2001**

(Continued From Previous Page)

State/city	Target population			Tribal	Court status		Type of DCPO grants received			
	Adult	Juvenile	Family		Implemented	Date Planned	Planning	Implementation	Enhancement	Continuation
Seattle			F			X				
Seattle	A				10/1/1994				X	
Seattle		J			10/1/1999			X		
Shelton	A					X	X			
Spokane	A				1/1/1996			X	X	X
Spokane		J			9/9/1999		X			
Suquamish	A			T		X	X			
Tacoma			F		3/15/2001		X			
Tacoma		J				X	X			
Tacoma	A				10/1/1994				X	
Tokeland	A			T		X	X			
Toppenish	A			T	10/1/2000			X		
Toppenish		J		T		X	X			
Vancouver	A				5/19/1999			X		
Wellpinit		J		T	7/1/2000			X	X	
Wellpinit	A			T	7/1/1999			X	X	
Yakima	A				2/15/2000		X	X		
West Virginia										
Hamlin	A					X				
Huntington		J			8/1/1999					
Wisconsin										
Bowler	A			T		X	X			
Keshena	A			T		X	X	X		
La Crosse	A					X	X			
Madison	A				6/1/1996		X	X		
Madison		J				X				
Milwaukee	A					X	X			
Odanah	A			T		X	X			
Sparta			F			X	X			
Wyoming										
Afton	A				4/1/2000					
Casper	A					X	X			
Cheyenne	A					X	X			
Cody	A					X	X			
Evanston	A				11/1/1997			X		

**Appendix IV
Status and DCPO Support of Drug Court
Programs by Jurisdiction as of December 31,
2001**

(Continued From Previous Page)

State/city	Target population			Court status		Type of DCPO grants received				
	Adult	Juvenile	Family	Tribal	Date Implemented	Planned	Planning	Implementation	Enhancement	Continuation
Ft. Washaskie	A			T	11/14/2001			X		
Gillette	A					X	X	X		
Gillette		J				X	X			
Kemmerer	A				4/1/2000		X			
Lander		J				X	X			
Lander	A					X	X			
Laramie	A					X	X			
Powell		J				X	X			
Sheridan		J			1/1/2000					
Sheridan	A				8/1/1998		X	X		

Notes:

- ^aDrug court planning suspended.
- ^bDrug court activities suspended in 2000.
- ^cDrug court activities consolidated in 1999.
- ^dDrug court activities suspended in 1994.
- ^eDrug court activities consolidated in 2000.
- ^fDrug court activities consolidated in 2001.
- ^gDrug court activities consolidated in 1997.

Number, Amount, and Type of DCPO Grants Awarded to Drug Court Programs

Table 4 shows the number and total amount of DCPO grants awarded to plan, implement, or enhance U.S. drug court programs from fiscal years 1995 through 2001.²⁸

Table 4: Drug Court Program Grants and Awards Administered by DCPO (fiscal years 1995-2001)

Dollars in millions

Fiscal year	Type of grant									
	Planning ^a		Implementation ^b		Enhancement ^c		Continuation ^d		Total	
	Number of grants	Amount awarded	Number of grants	Amount awarded	Number of grants	Amount awarded	Number of grants	Amount awarded	Number of grants	Amount awarded ^e
1995	52	\$1.6	9	\$4.7	9	\$3.1	0	0.0	70	\$9.4
1996	0	0.0	9	3.5	7	4.8	1	0.0	17	8.3
1997	80	1.5	83	22.3	17	4.2	1	\$0.2	181	28.2
1998	75	2.0	55	18.9	25	5.7	22	4.0	177	30.7
1999	83	2.2	64	20.4	37	6.6	45	8.0	229	37.3
2000	30	1.2	27	10.6	48	15.0	4	0.3	109	27.0
2001	20	1.4	51	22.1	24	9.0	4	1.0	99	33.6
Total	340	\$9.9	298	\$102.5	167	\$48.4	77	\$13.5	882	\$174.5

Note: A number of jurisdictions or programs have received more than one type of grant or several of the same type of grant since the implementation of the federal drug court program. As such, the figures shown in this table represent the number of drug court program grants awarded and not the number of individual drug court programs that have received a DCPO grant.

^aPlanning grants are for those jurisdictions that are interested in establishing drug court programs and are in the early planning stage for that effort. Beginning in fiscal year 2000, DCPO limited the award of these type of planning grants to Native American tribes and substituted the availability of such grants to state/local jurisdictions with planning-related training initiative grants.

^bImplementation grants are for those jurisdictions that have already made a commitment to develop a drug court program and have already identified the target population to be served and the case processing procedures that will be used.

^cEnhancement grants are for those jurisdictions with established drug court programs to improve or enhance existing services.

^dContinuation grants were awarded to continue or supplement drug court programs that previously received implementation or enhancement grants in fiscal years 1996 or 1997.

^e Total figure differs from sum of components due to rounding of actual amounts.

Source: DOJ's Office of Justice Programs, Office of the Controller.

²⁸DCPO also awarded technical assistance and training grants and provided funding for evaluation of drug court programs between fiscal years 1995-2001. At the time of our review, DCPO was in the process of administering the fiscal year 2002 grant award program.

Timeline of NIJ's Effort to Complete National Drug Court Impact Evaluation

Year	Month/day	Activity
1997	December	▶ NIJ issues solicitation for national evaluation of drug court programs
1998	March 13	▶ Grant application deadline
	August 21	▶ NIJ awards grant to RAND
	November 12	▶ RAND requests DCPO to write letters to 14 DCPO-funded sites regarding site visits for the national evaluation
1999	January 29	▶ RAND submits written progress report to NIJ (no problems or changes were noted)
	January 31	▶ Scheduled milestone for completion of site visits
	February 16	▶ RAND informs NIJ that it was still awaiting DCPO introductory letter to 14 DCPO-funded sites
	March 5	▶ DCPO sent letter notifying 14 sites of the national evaluation
	April 30	▶ Scheduled milestone for completion of phase II design strategy
	July 14	▶ Site visits completed
	July 30	▶ Written progress report submitted by RAND (no problems or changes were noted)
	August 31	▶ Scheduled milestone for completion of conceptual framework
	November	▶ RAND provides evaluability assessment of 14 sites to NIJ noting feasibility concerns
	December 6	▶ RAND requests conference with NIJ to discuss evaluability assessment
2000	January 11	▶ NIJ informs RAND that DCPO still wants impact evaluations on some of the 14 sites
	May 2	▶ RAND submits conceptual framework for 14 sites to NIJ
	May 2-3	▶ NIJ and DCPO review the conceptual framework
	May 5	▶ NIJ informs RAND that the report on the results of phase I must be submitted prior to the submission of a phase II proposal
	May 18	▶ DCPO requests findings from RAND
	May 22	▶ RAND requests guidance about conceptual framework paper
	June 27	▶ RAND requests the first no-cost extension through September 30, 2000
	July 16-19	▶ NIJ informed RAND that phase I findings should be submitted in writing before RAND submits a proposal for phase II. RAND informed NIJ that a report on phase I findings would be completed by November 2000
	July 20	▶ RAND submits written progress report to NIJ noting their findings, an alternative strategy, and their request for a no-cost extension to enable RAND to bridge the time period between phase I and phase II
	August 1	▶ NIJ grants RAND its first no-cost extension through September 30, 2000
	August 11	▶ DCPO and NIJ inquire about the status of the phase I draft report. NIJ reminds RAND of the original project requirements for an impact evaluation in phase II

**Appendix VI
Timeline of NIJ's Effort to Complete National
Drug Court Impact Evaluation**

Year	Month/day	Activity
2000	September 11	▶ RAND inquired about whether the phase I grant would be extended beyond September 30, 2000
	September 12	▶ NIJ asked RAND to complete the phase I report by September 30, 2000, and reiterated to RAND that any proposals for phase II should address original solicitation objectives
	September 19	▶ NIJ gives RAND the option to (1) let the phase I grant end and prepare the phase II proposal for a new grant or (2) extend the phase I project timeline to allow time for review of a phase II proposal
	September 27	▶ RAND requested second no-cost extension
	September 29	▶ NIJ grants no-cost extension to RAND extending completion of phase I until December 31, 2000. NIJ also inquires about status of draft and reminds RAND that draft must be submitted before a phase II proposal is accepted. RAND agreed
	November 14-18	▶ RAND presented results from phase I at American Society of Criminology Conference noting that the phase I report would be available by the end of December
	December 8	▶ In response to an NIJ inquiry, RAND informs NIJ that a phase I draft report would be completed by the end of January 2001 (NIJ did not extend the grant)
2001	January 5	▶ In response to an NIJ inquiry, RAND informs NIJ that the phase I draft report would be completed in February 2001
	January 31	▶ Written progress report submitted by RAND noting that a draft report will be submitted to NIJ in February 2001 (no problems were noted)
	February 12	▶ RAND informs NIJ that a draft phase I report will be completed in March 2001. NIJ grants third no-cost, extension to RAND extending completion of phase I until May 31, 2001 to allow for peer review of the forthcoming draft report
	March 14	▶ NIJ receives draft phase I report and submits draft to peer reviewers
	May 29	▶ NIJ informs RAND that phase II plans are uncertain
	June 22	▶ NIJ sends peer review results to RAND and inquires as to when final report could be expected. NIJ provides RAND with specific instructions to eliminate the alternative phase II proposal from the final phase I report noting that RAND's alternative proposal was so different from the project objective that it would be inappropriate to continue the effort
	July 22-25	▶ RAND meets with NIJ to discuss phase I effort and completion of final report. RAND informs NIJ that the final report will be completed by the end of July 2001
	August 7	▶ Written progress report submitted by RAND (no problems or changes noted)
	August 20	▶ NIJ and RAND discuss completion of final report
	September 18	▶ RAND submits final phase I report to NIJ
	October	▶ NIJ decides that phase II will not be initiated

Source: GAO-generated based on information provided by DCPO, NIJ and RAND

Comments from the Department of Justice

Note: GAO comments supplementing those in the report text appear at the end of this appendix.



U.S. Department of Justice

Office of Justice Programs

Office of the Assistant Attorney General

Washington, D.C. 20531

April 3, 2002

Laurie Ekstrand
 Director, Justice Issues
 Tax Administration and Justice
 General Accounting Office
 441 G Street, NW, Room 2A38
 Washington, DC 20548

Dear Ms. Ekstrand:

This letter is in response to the General Accounting Office's (GAO's) draft report entitled, "*DRUG COURTS: Better DOJ Data Collection and Evaluation Efforts Needed to Measure Impact of Drug Court Programs.*"

The report makes several valuable recommendations for improving the collection of data on the performance and impact of DCPO-funded drug court programs and ensuring that information on the impact of DCPO-funded drug court programs is made available to the Congress, the public, and other drug court stakeholders as early as possible. The recommendations are re-stated in bold, followed by the Office of Justice Programs' (OJP's) response.

Data Collection Efforts

To improve the collection of data on the performance and impact of federally funded drug court programs, the General Accounting Office (GAO) recommends that the Attorney General:

- **develop and implement a management information system that is able to track and readily identify the universe of drug court programs funded by DCPO;**
- **take steps to ensure and sustain an adequate grantee response rate to DCPO's data collection efforts by improving efforts to notify and remind grantees of their reporting requirements;**
- **take corrective action toward grantees who do not comply with DOJ's data collection reporting requirements;**
- **reinstate the collection of post-program data in DCPO's data collection effort, selectively spot checking grantee responses to ensure accurate reporting;**
- **analyze performance and outcome data collected from grantees and report annually on the results; and**
- **consolidate the multiple DOJ-funded drug court program-related data collection efforts to better ensure that the primary focus is on the collection and reporting of data on DCPO-funded drug court programs.**

The Drug Court Program Office (DCPO) is in the process of developing a management information system that will include functions for tracking the universe of drug court programs funded by DCPO. This database may also be a vehicle for collecting baseline data about drug court programs that are funded by the grants. In addition, we are considering joint efforts with other agencies to collect drug court data. Efforts are also underway to develop an OJP-wide comprehensive grant management system with ad hoc reporting capability for all OJP offices.

The DCPO is in the process of reviewing its current data collection efforts, including efforts to ensure grantee compliance with data collection reporting requirements and efforts to capture appropriate post-program data for measuring and reporting program impact. The new data collection method will ensure accuracy of data received and improve response rates to data collection instruments. We are committed to providing quality data and will concentrate efforts on continuing to fund individual evaluations and improving the quality of those evaluations so that the growing body of knowledge about outcomes of individual drug courts will improve.

The DCPO has developed and delivered training on how to conduct program evaluations for drug courts, and continues to fund individual, statewide, and national scope evaluations. Beginning in Fiscal Year 2001, DCPO required all recipients of implementation grants to conduct both process and outcome evaluations and to have their research designs approved by experts [identified by the National Institute of Justice (NIJ)] before embarking on the evaluations. In furtherance of our commitment to provide comprehensive data about the drug court impact, DCPO is planning two new projects with NIJ.

Although a recidivism rate for every DCPO-funded drug court cannot be produced, recidivism data exist for some drug courts as reported through the DCPO data collection surveys and Clearinghouse surveys (documented by GAO), as well as through individual drug court evaluations. However, as discussed with GAO during the review, we are concerned about the quality of the recidivism data reported on the surveys. The information currently reported on the surveys is not reliable or comparable between programs because of the variation in definitions of recidivism, the sources of information consulted by the jurisdictions, and the lengths of time graduates are tracked. It is also impossible to know how the self-reported post-program recidivism data might compare to recidivism rates for non-drug court participants in each jurisdiction.

It has been our experience that the information survey respondents *actually* reported about recidivism differs from GAO's projections about the potential for respondents to report recidivism data. The overall response rate for the first administration of the DCPO data collection survey for the time period of July to December 1998 was 80%, which dropped to 47% for the next time period of January to June 1999. For both of these time periods, only about one third of the respondent programs were able to provide post-graduation drug offense recidivism information. Of those that did report such information, almost half said that they had zero recidivism at the six month follow up.

As part of OJP's reorganization efforts, we have proposed moving DCPO under the umbrella of the Bureau of Justice Assistance (BJA). While training and technical assistance for drug courts is primarily provided by DCPO, many drug courts also are funded through BJA's block grant programs. By consolidating drug court programs within BJA, we can better coordinate our efforts, including data collection efforts, and maximize our effectiveness in delivering these services to the field.

Evaluation of DCPO-Funded Drug Courts

To ensure that information on the impact of federally funded drug court programs is made available to the Congress, the public, and other drug court stakeholders as early as possible, the GAO recommends that the Attorney General:

- *take immediate steps to accelerate the funding and implementation of a methodologically sound national impact evaluation and to consider ways to reduce the time needed to provide information on the overall impact of federally funded drug court programs; and*
- *take steps to implement appropriate oversight of this evaluation effort to ensure that it is well designed and executed, and remains on schedule.*

The NIJ and DCPO are taking steps to address the recommendations. First, NIJ has already received applications for a short-term, quick turn-around recidivism study. This study, using a consistent definition across all selected DCPO-funded drug courts, will develop a recidivism rate for drug court graduates one year out of the programs. This information should be available in six to nine months. Based on the results of this study, we will consider the frequency of similar studies in the future.

In addition, as GAO reported, NIJ is developing a plan for a multi-site impact evaluation using a longitudinal, offender-based design. The proposed study will use a rigorous, methodologically sound design--as GAO urged NIJ to pursue in another recent GAO report--and will include drug court participants as well as a comparison group in 6 to 10 sites. The solicitation for such a study is currently being prepared and will involve several phases, allowing interim reports at appropriate intervals throughout the multi-year study. NIJ plans to release the solicitation within the next two to three months.

The OJP has a strong financial commitment to sponsor a rigorous evaluation, and as such, neither the amount of funding nor its timing are an issue. However, it is important to note that rigorous longitudinal studies require extensive time for meaningful results. NIJ intends to require the grantee receiving the award to evaluate these programs to design its study so as to provide information at regular intervals throughout the project and to provide appropriate milestones so that NIJ can effectively monitor the progress of the independent research.

Appendix VII
Comments from the Department of Justice

With respect to the report's conclusion that DCPO continues to lack vital information on the overall impact of federally funded drug court programs, we believe that there are numerous outcomes that, at least in part, evidence the successes of DCPO-funded drug courts. The DCPO has provided grant funding to support over 500 of the approximately 800 known existing drug courts, and grant funding for technical assistance and training to most of the remaining drug courts.

Individual drug courts have compiled data about their participants and graduates, such as cost savings to the community, jobs obtained/retained, reunification of parents with children, child support payments brought up to date, and drug free babies born. The following are samples of research findings and data collected about drug courts:

- In studies of four of the oldest drug courts, funded by NIJ/DCPO, Abt Associates and the Crime and Justice Research Institute found lower post program recidivism rates on the part of drug court graduates of the Pensacola, Kansas City, Portland and Las Vegas adult drug courts, as contrasted to comparison groups.
- Of 28 drug court evaluations that included post-program recidivism data with a comparison group, reviewed by Dr. Steven Belenko, of the National Center on Addiction and Substance Abuse at Columbia University, 20 found lower recidivism for drug court clients.
- Dr. Belenko's reviews of 96 drug court evaluations revealed the effectiveness of the drug court model on offenders while in a drug court program, as compared to other forms of community supervision. Given that most drug court participants are under the supervision of the court while living in the community for a minimum of 12 months, and many for 18 to 24 months, it is not insignificant that their recidivism rates improved for this time period when compared to others on other forms of community supervision.
- Information reported to the DCPO Drug Court Clearinghouse operated by American University reveals: (1) 78% of drug court graduates have retained or obtained employment; (2) more than 3,500 drug court parents have regained custody of their children and more than 4,500 became current in child support payments while participating in drug courts; (3) more than 2,100 drug-free babies have been born to drug court participants; and (4) drug courts report saving over 9,000 jail or prison days.

OJP appreciates the opportunity to comment on the draft report. Additional specific comments are enclosed for GAO's consideration.

Sincerely,



Deborah J. Daniels
Assistant Attorney General

Enclosure

See comment 1.

See comment 2.

We did not reproduce the enclosure.

The following are GAO comments on DOJ's letter of April 3, 2002.

GAO Comments

1. In his reviews, Dr. Belenko noted that the long-term post-program impact of drug courts on recidivism and other outcomes are less clear—pointing out that the measurement of post-program outcomes other than recidivism remains quite limited in the drug court evaluation literature. He also noted that the evaluations varied in quality, comprehensiveness, use of comparison groups, and types of measures used and that longer follow-up and better precision in equalizing the length of follow-up between experimental and comparison groups are needed.
2. Dr. Belenko noted that the evaluations reviewed were primarily process, as opposed to impact, evaluations. He also noted that a shortcoming of some of the drug court evaluations was a lack of specificity about data collection time frames—pointing out that several studies lacked a distinction between recidivism that occurs while an offender is under drug court supervision and recidivism occurring after program participation.

Comments from RAND

RAND

April 1, 2002

Laurie E. Ekstrand
Director, Justice Studies
United States General Accounting Office
441 G. Street, NW
Washington, DC 20548

Dear Ms. Ekstrand:

Thank you for the opportunity to respond to GAO's draft report, "*Drug Courts: Better DOJ Data Collection and Evaluation Efforts Needed to Measure the Impact of Drug Court Programs.*"

This GAO report discusses, in part, a research project that RAND conducted for the National Institute of Justice (NIJ). Under this project, RAND provided four research products that addressed four key issues about drug courts. The dates that these products were delivered are in parentheses:

- A conceptual framework for evaluating the 14 DCPO-funded drug courts (May 2000)
- A description and analysis of drug court implementation issues (August 2000)
- The feasibility of including the 14 courts in a national impact evaluation (November 1999)
- A design strategy for evaluating the impact of the 14 drug courts that would potentially be funded in a non-competitive phase II process (November 1999).

The only project deliverable produced later than initially anticipated was the final consolidated report that closed out our grant with NIJ.

More generally, we would like to put the GAO's analysis of RAND's drug court research grant in the context of two points:

- The critical deliverables for developing a drug court evaluation process were the design strategy and the conceptual framework. After visiting each of the 14 drug courts, RAND concluded in early November 1999 that a simple evaluation design would not support scientifically valid conclusions about the effectiveness of drug courts. RAND explained the inadequacy of the available drug court data to NIJ and DCPO at that time.
- The project was funded as a research grant, not a contract. With research grants, researchers generally have discretion to revise timelines and scopes of work, with the agreement of the client, as the research process unfolds and new insights are gained into the nature of the problem studied. In the case of our drug court grant, the schedule for and scope of certain activities, particularly the phase II evaluation, was affected by the findings from phase I.

RAND believes that a proper, scientifically-valid evaluation of the effectiveness of drug courts should be among the highest research priorities of the drug policy community. As we documented in reports from our drug court grant, the courts we visited do not have adequate research infrastructure to support this important endeavor. RAND strongly endorses improvements in the data collection infrastructure for drug courts that will allow for definitive evaluation of the courts' effects.

Sincerely,



Jack Riley, Ph.D.
Director, RAND Criminal Justice

1700 Main Street, PO Box 2138
Santa Monica, CA 90407-2138
TEL: 310.393.0411
FAX: 310.393.4818

GAO Contacts and Staff Acknowledgments

GAO Contacts

Laurie E. Ekstrand, (202) 512-2758
Daniel C. Harris, (202) 512-8720

Staff Acknowledgments

Charles Michael Johnson, Nettie Y. Mahone, Deborah L. Picozzi, Jerome T. Sandau, David P. Alexander, Douglas M. Sloane, and Shana B. Wallace made key contributions to this report.

GAO's Mission

The General Accounting Office, the investigative arm of Congress, exists to support Congress in meeting its constitutional responsibilities and to help improve the performance and accountability of the federal government for the American people. GAO examines the use of public funds; evaluates federal programs and policies; and provides analyses, recommendations, and other assistance to help Congress make informed oversight, policy, and funding decisions. GAO's commitment to good government is reflected in its core values of accountability, integrity, and reliability.

Obtaining Copies of GAO Reports and Testimony

The fastest and easiest way to obtain copies of GAO documents is through the Internet. GAO's Web site (www.gao.gov) contains abstracts and full-text files of current reports and testimony and an expanding archive of older products. The Web site features a search engine to help you locate documents using key words and phrases. You can print these documents in their entirety, including charts and other graphics.

Each day, GAO issues a list of newly released reports, testimony, and correspondence. GAO posts this list, known as "Today's Reports," on its Web site daily. The list contains links to the full-text document files. To have GAO e-mail this list to you every afternoon, go to www.gao.gov and select "Subscribe to daily E-mail alert for newly released products" under the GAO Reports heading.

Order by Mail or Phone

The first copy of each printed report is free. Additional copies are \$2 each. A check or money order should be made out to the Superintendent of Documents. GAO also accepts VISA and Mastercard. Orders for 100 or more copies mailed to a single address are discounted 25 percent. Orders should be sent to:

U.S. General Accounting Office
441 G Street NW, Room LM
Washington, D.C. 20548

To order by Phone: Voice: (202) 512-6000
 TDD: (202) 512-2537
 Fax: (202) 512-6061

To Report Fraud, Waste, and Abuse in Federal Programs

Contact:

Web site: www.gao.gov/fraudnet/fraudnet.htm

E-mail: fraudnet@gao.gov

Automated answering system: (800) 424-5454 or (202) 512-7470

Public Affairs

Jeff Nelligan, managing director, NelliganJ@gao.gov (202) 512-4800
U.S. General Accounting Office, 441 G Street NW, Room 7149
Washington, D.C. 20548

**United States
General Accounting Office
Washington, D.C. 20548-0001**

**Presorted Standard
Postage & Fees Paid
GAO
Permit No. GI00**

**Official Business
Penalty for Private Use \$300**

Address Correction Requested

