

**NORTH AMERICAN
WETLANDS CONSERVATION ACT
PROGRESS REPORT
1998 ~ 1999**




**NORTH AMERICAN
WETLANDS CONSERVATION ACT
PROGRESS REPORT
1998 ~ 1999**

North American Wetlands Conservation Council
September 2000

Table of Contents

| | |
|---|----|
| North American Wetlands Conservation Act Reporting Requirements | 1 |
| Abbreviations Used in Tables | 2 |
| U.S. North American Wetlands Conservation Act Projects | 3 |
| Canadian North American Wetlands Conservation Act Projects | 8 |
| Mexican North American Wetlands Conservation Act Projects | 10 |
| Migratory Bird Trends | 11 |
| International Agreements | 13 |
| U.S. Conservation Mechanisms | 14 |
| Canadian Conservation Mechanisms | 18 |
| Mexican Conservation Mechanisms | 21 |
| Financial Statements | 22 |
| Federal and Partner Dollars Invested in the U.S. | 23 |
| Federal and Partner Dollars Invested in Canada | 28 |
| Federal and Partner Dollars Invested in Mexico | 30 |
| North American Wetlands Conservation Council Membership. | 33 |
| Migratory Bird Conservation Commission Membership | 33 |



North American Wetlands Conservation Act

Reporting Requirements

This document fulfills the requirements of Section 10 and 16 of the North American Wetlands Conservation Act of 1989.

Sec. 10. REPORT TO CONGRESS.

The Secretary shall report to the appropriate Committees on the implementation of this Act. The report shall include—

(1) a biennial assessment of—

- (A) the estimated number of acres of wetlands and habitat for waterfowl and other migratory birds that were restored, protected, or enhanced during such two-year period by Federal, State, and local agencies and other entities in the United States, Canada, and Mexico;
- (B) trends in the populations size and distribution of North American migratory birds;
- (C) the status of efforts to establish agreements with nations in the western hemisphere pursuant to section 17 [presumed that intended reference is to section 16. OTHER AGREEMENTS, Subsection (a)] of this Act; and
- (D) wetlands conservation projects funded under this Act, listed and identified by type, conservation mechanism (such as acquisition, easement, or lease), location, and duration.

(2) an annual assessment of the status of wetlands conservation projects, including an accounting of expenditures by Federal, State, and other United States entities, and expenditures by Canadian and Mexican sources to carry out these projects.

Sec. 16. OTHER AGREEMENTS.

(a) The Secretary shall undertake with the appropriate officials of nations in the western hemisphere to establish agreements, modeled after the (North American Waterfowl Management) Plan or the (Tripartite) Agreement, for the protection of migratory birds identified in section 13(a)(5) of the Fish and Wildlife Conservation Act of 1980 (16 U.S.C. 2912(a)). When any such agreements are reached, the Secretary shall make recommendations to the appropriate Committees on legislation necessary to implement the agreements.



Abbreviations Used in Tables

U.S. States/Territories

| | |
|----|----------------|
| AK | Alaska |
| AR | Arkansas |
| AZ | Arizona |
| CA | California |
| CO | Colorado |
| CT | Connecticut |
| DE | Delaware |
| FL | Florida |
| HI | Hawaii |
| IA | Iowa |
| ID | Idaho |
| IL | Illinois |
| IN | Indiana |
| KS | Kansas |
| KY | Kentucky |
| LA | Louisiana |
| MA | Massachusetts |
| MD | Maryland |
| ME | Maine |
| MI | Michigan |
| MN | Minnesota |
| MO | Missouri |
| MS | Mississippi |
| MT | Montana |
| NC | North Carolina |
| ND | North Dakota |
| NE | Nebraska |
| NH | New Hampshire |
| NY | New York |
| OH | Ohio |
| OK | Oklahoma |
| OR | Oregon |
| PA | Pennsylvania |
| RI | Rhode Island |
| SC | South Carolina |
| SD | South Dakota |
| TN | Tennessee |
| TX | Texas |
| UT | Utah |
| VA | Virginia |
| VI | Virgin Islands |
| VT | Vermont |
| WA | Washington |
| WI | Wisconsin |

Mexican States

| | |
|-------|-----------------------|
| BCN | Baja California Norte |
| BCS | Baja California Sur |
| CAM | Campeche |
| CHIH | Chihuahua |
| CHIS | Chiapas |
| DGO | Durango |
| GTO | Guanajuato |
| NAY | Nayarit |
| NL | Nuevo Leon |
| OAX | Oaxaca |
| Q.ROO | Quintana Roo |
| SIN | Sinaloa |
| SON | Sonora |
| TAB | Tabasco |
| TAMPS | Tamaulipas |
| VER | Veracruz |
| YUC | Yucatan |

Canadian Provinces

| | |
|----|----------------------|
| AB | Alberta |
| BC | British Columbia |
| MB | Manitoba |
| NB | New Brunswick |
| NF | Newfoundland |
| NS | Nova Scotia |
| ON | Ontario |
| PE | Prince Edward Island |
| QC | Quebec |
| SK | Saskatchewan |

Project Type

| | |
|---|----------|
| A | Acquired |
| R | Restored |
| E | Enhanced |
| O | Other |

Other

| | |
|---------|--------------------------|
| NWR | National Wildlife Refuge |
| mgmt ag | Management Agreement |

**U.S. North American Wetlands Conservation Act Projects Arrayed by State
Acres Protected, Restored, and Enhanced 1998-1999
[Section 10(1)(A)]**

| Project Title | State | Acquired Acres | Restored Acres | Enhanced Acres | Date Approved |
|---|-----------------------|----------------|----------------|----------------|---------------|
| Kenai River Habitat Protection | AK | 312 | 0 | 0 | 6/23/99 |
| Total | | 312 | 0 | 0 | |
| Lower Mississippi Valley Ecosystem | AR, KY, LA, MS, TN | 697 | 11,156 | 21,334 | 9/15/98 |
| Point Remove Wetland | AR | 402 | 2,140 | 471 | 6/23/99 |
| Total | | 1,099 | 13,296 | 21,805 | |
| Maverick and Ess Spring Cienegas Restoration | AZ | 0 | 200 | 0 | 9/15/98 |
| Lower Colorado and Lower Gila River Wetlands | AZ | 60 | 2,86 | 0 | 3/17/99 |
| Total | | 60 | 3,063 | 0 | |
| California North Coast Wetland Habitat | CA | 134 | 653 | 1,632 | 9/15/98 |
| Cosumnes River Howard Ranch Acquisition | CA | 13,000 | 0 | 0 | 3/17/99 |
| Dry Creek Watershed Land Acquisition | CA | 25 | 0 | 0 | 9/15/98 |
| North Central Valley Wetland Habitat Phase II | CA | 7,897 | 2,365 | 12,027 | 3/17/99 |
| Rodman Ranch and Slough Acquisition | CA | 418 | 0 | 0 | 9/15/98 |
| Rush Creek/Cemetery Marsh | CA | 0 | 300 | 0 | 9/17/97 |
| Stenner Springs Property Acquisition | CA | 49 | 0 | 0 | 9/17/97 |
| Total | | 21,523 | 3,318 | 13,659 | |
| San Luis Valley Wetland Restoration Phase I | CO | 1,760 | 9,420 | 7,013 | 3/17/99 |
| Uncompahgre River Wetland | CO | 1,264 | 0 | 350 | 9/17/97 |
| XY Ranch Moist Soil Impoundment | CO | 0 | 123 | 0 | 9/17/97 |
| Total | | 3,024 | 9,543 | 7,363 | |
| Calcareous Wetlands of Southwestern New England | CT, MA | 2,186 | 177 | 0 | 3/4/98 |
| Lower Connecticut River Wetland Restoration | CT | 0 | 300 | 0 | 3/4/98 |
| Quinnipiac Meadows Acquisition | CT | 17 | 0 | 0 | 9/15/98 |
| Total | | 2,203 | 477 | 0 | |
| Chesapeake Bay Initiative | DE, MD, PA, VA | 0 | 18,289 | 0 | 3/17/99 |
| Total | | 0 | 18,289 | 0 | |
| Kissimmee Prairie Ecosystem | FL | 15,363 | 13,200 | 12,025 | 9/15/98 |
| Total | | 15,363 | 13,200 | 12,025 | |
| Montane Wetland Restoration For Hawaiian Duck | HI | 0 | 542 | 0 | 9/17/97 |
| Total | | 0 | 542 | 0 | |
| Eagle Lake II | IA | 725 | 1,450 | 0 | 3/17/99 |
| Iowa Great Lakes III | IA, MN | 950 | 240 | 0 | 9/17/97 |
| Total | | 1,675 | 1,690 | 0 | |
| Bear Lake NWR | ID | 0 | 1,900 | 0 | 9/17/97 |
| Hyatt Wetland Acquisition | ID | 54 | 0 | 0 | 9/17/97 |
| Teton River Basin Wetlands | ID | 1,050 | 1,050 | 0 | 3/4/98 |
| Total | | 1,104 | 2,950 | 0 | |

Multi-state projects are listed in each state where they occur. Full figures are given with each listing.

**U.S. North American Wetlands Conservation Act Projects Arrayed by State
Acres Protected, Restored, and Enhanced 1998-1999
[Section 10(1)(A)]**

| Project Title | State | Acquired Acres | Restored Acres | Enhanced Acres | Date Approved |
|---|-----------------------|----------------|----------------|----------------|---------------|
| Meredosia Wetland Complex | IL | 1,160 | 1,048 | 0 | 3/4/98 |
| Total | | 1,160 | 1,048 | 0 | |
| Elkhart Environmental Center | IN | 34 | 34 | 0 | 9/17/97 |
| Indiana Grand Kankakee Marsh III | IN | 4,373 | 1,700 | 800 | 9/15/98 |
| Southern Lake Michigan Coastal Wetlands II | IN | 338 | 154 | 800 | 3/4/98 |
| Southwest Indiana Four Rivers II | IN | 2,711 | 0 | 325 | 9/17/97 |
| Total | | 7,456 | 1,888 | 1,925 | |
| McPherson Valley Wetlands III | KS | 560 | 686 | 0 | 9/15/98 |
| Wetlands and Riparian Zones | KS | 0 | 560 | 0 | 9/17/98 |
| Total | | 560 | 1,246 | 0 | |
| Latourneau Woods Acquisition and Development | KY | 950 | 300 | 300 | 6/23/99 |
| Lower Mississippi Valley Ecosystem | KY, AR, LA, MS, TN | 697 | 11,156 | 21,334 | 9/15/98 |
| Total | | 1,647 | 11,456 | 21,634 | |
| Big Branch Marsh III | LA | 2,822 | 0 | 692 | 9/17/97 |
| Cameron-Creole Watershed Marsh Terracing | LA | 0 | 210 | 0 | 9/15/98 |
| Lower Mississippi Valley Ecosystem | LA, AR, KY, MS, TN | 697 | 11,156 | 21,334 | 9/15/98 |
| Pontchartrain Wetlands | LA | 3,538 | 0 | 5 | 9/17/97 |
| Pontchartrain Wetlands II | LA | 3,300 | 0 | 0 | 9/15/98 |
| Total | | 10,357 | 11,366 | 22,031 | |
| Calcareous Wetlands of Southwestern New England | MA, CT | 2,186 | 177 | 0 | 3/4/98 |
| North River Tidal Freshwater Marsh | MA | 82 | 0 | 0 | 9/15/98 |
| Total | | 2,268 | 177 | 0 | |
| Chesapeake Bay Initiative | MD, DE, PA, VA | 0 | 18,289 | 0 | 3/17/99 |
| Conquest Farm Acquisition, Restoration and Enhancement | MD | 561 | 38 | 140 | 3/4/98 |
| Conquest Farm Acquisition, Restoration and Enhancement II | MD | 3,790 | 18 | 140 | 9/15/98 |
| Wolf Swamp Habitat Restoration | MD | 0 | 120 | 0 | 9/17/97 |
| Total | | 4,351 | 18,465 | 280 | |
| Merrymeeting Bay II | ME | 1,075 | 0 | 0 | 9/17/97 |
| Spruce Point Conservation | ME | 20 | 0 | 0 | 9/17/97 |
| Total | | 1,095 | 0 | 0 | |
| Mitchell Creek Preserve | MI | 125 | 0 | 0 | 9/15/98 |
| Saginaw Bay Wetland Initiative | MI | 1,345 | 267 | 0 | 9/17/97 |
| Silver River Wetlands Restoration | MI | 80 | 80 | 0 | 9/15/98 |
| Superior Township Wetlands Acquisition | MI | 351 | 0 | 0 | 9/15/98 |
| Total | | 1,901 | 347 | 0 | |

Multi-state projects are listed in each state where they occur. Full figures are given with each listing.

**U.S. North American Wetlands Conservation Act Projects Arrayed by State
Acres Protected, Restored, and Enhanced 1998-1999
[Section 10(1)(A)]**

| Project Title | State | Acquired Acres | Restored Acres | Enhanced Acres | Date Approved |
|---|-----------------------|----------------|----------------|----------------|---------------|
| Black Rush Lake Waterfowl Protection Area | MN | 990 | 712 | 0 | 9/17/97 |
| Grass Lake II | MN | 740 | 1,200 | 277 | 9/17/97 |
| Heron Lake IV | MN | 1,100 | 350 | 10,000 | 9/15/98 |
| Iowa Great Lakes III | MN, IA | 950 | 240 | 0 | 9/17/97 |
| North Star 2000 | MN | 121 | 965 | 0 | 9/17/97 |
| Prairie Wetland Heritage Conservation Initiative | MN | 2,605 | 150 | 423 | 3/4/98 |
| Red Lake Farm II | MN | 80 | 1,075 | 200 | 3/4/98 |
| Total | | 6,586 | 4,692 | 10,900 | |
| Four Rivers Wetland II | MO | 6,975 | 3,425 | 2,600 | 9/15/98 |
| Settles Ford Conservation Area | MO | 0 | 1,238 | 11 | 9/17/97 |
| Total | | 6,975 | 4,663 | 2,611 | |
| Lower Mississippi Valley Ecosystem | MS, AR, KY, LA, TN | 697 | 11,156 | 21,334 | 9/15/98 |
| Total | | 697 | 11,156 | 21,334 | |
| Beaverhead Wetland | MT | 4,241 | 55 | 50 | 9/15/98 |
| Total | | 4,241 | 55 | 50 | |
| Clarke Creek Wetlands and Rookery | NC | 67 | 0 | 0 | 9/15/98 |
| Total | | 67 | 0 | 0 | |
| Conservation Reserve Program Wetland Restoration | ND | 0 | 3,450 | 0 | 3/4/98 |
| Missouri Coteau Habitat | ND | 58,009 | 0 | 9,644 | 9/15/98 |
| Mouse River Watershed II | ND | 5,320 | 184 | 8,186 | 3/4/98 |
| Northern Coteau Wetland Acquisition and Enhancement II | ND | 11,782 | 327 | 9,422 | 9/17/97 |
| North Dakota Drift Prairie Wetland Enhancement II | ND | 11,722 | 49 | 26,152 | 9/15/98 |
| North Dakota Great Plains II | ND | 0 | 0 | 0 | 3/17/99 |
| Total | | 86,833 | 4,010 | 53,404 | |
| Drover Island Wetland | NE | 594 | 384 | 594 | 3/4/98 |
| Heron Haven Wetland Restoration | NE | 0 | 25 | 0 | 9/15/98 |
| Total | | 0 | 409 | 594 | |
| Great Bay Estuary II | NH | 658 | 20 | 0 | 3/4/98 |
| Upper Valley Connecticut River Wetland | NH, VT | 650 | 100 | 0 | 3/4/98 |
| Total | | 1,308 | 120 | 0 | |
| Biological Control of the Purple Loosestrife at Fallkill Park | NY | 0 | 55 | 0 | 9/15/98 |
| Lake Champlain Wetlands II | NY, VT | 3,132 | 0 | 0 | 9/17/97 |
| Montezuma Wetlands Complex III | NY | 2,316 | 328 | 3,193 | 3/17/99 |
| Total | | 5,448 | 383 | 3,193 | |
| Big Island Wetlands Restoration | OH | 2,766 | 2,340 | 0 | 9/17/97 |
| Total | | 2,766 | 2,340 | 0 | |

Multi-state projects are listed in each state where they occur. Full figures are given with each listing.

**U.S. North American Wetlands Conservation Act Projects Arrayed by State
Acres Protected, Restored, and Enhanced 1998-1999
[Section 10(1)(A)]**

| Project Title | State | Acquired Acres | Restored Acres | Enhanced Acres | Date Approved |
|---|-----------------------|----------------|----------------|----------------|---------------|
| Hackberry Flat III | OK | 880 | 3,031 | 4,042 | 3/4/98 |
| Total | | 880 | 3,031 | 4,042 | |
| Lower Columbia River II | OR, WA | 812 | 3,660 | 840 | 9/15/98 |
| Tualatin River Valley Ecosystem | OR | 75 | 513 | 17 | 3/4/98 |
| Total | | 887 | 4,173 | 857 | |
| Chesapeake Bay Initiative | PA, DE, MD, VA | 0 | 18,289 | 0 | 3/17/99 |
| Tamarack Swamp - Foley Tract | PA | 106 | 0 | 0 | 9/15/98 |
| Total | | 106 | 18,289 | 0 | |
| Block Island Migratory Bird Wetlands Partnership | RI | 168 | 0 | 0 | 9/15/98 |
| East Bay Habitat Protection Phase I | RI | 306 | 0 | 0 | 3/17/99 |
| South Shore Habitat Protection II | RI | 932 | 0 | 0 | 9/15/98 |
| South Shore Habitat Protection Project Phase III | RI | 53 | 0 | 0 | 3/17/99 |
| Total | | 1,459 | 0 | 0 | |
| Carolina Bay Nature Reserve | SC | 11 | 0 | 0 | 9/17/97 |
| Jocassee Gorge Project | SC | 43,500 | 0 | 0 | 9/15/98 |
| Total | | 43,511 | 0 | 0 | |
| Crow Creek Watershed | SD | 200 | 0 | 0 | 3/4/98 |
| James River Lowlands Acquisition | SD | 1,541 | 0 | 0 | 3/4/98 |
| Wetland Development on Private Lands III | SD | 0 | 0 | 0 | 9/17/97 |
| Total | | 1,741 | 0 | 0 | |
| Big Swan Creek Head Water Protection - Star Branch Acquisition | TN | 309 | 6 | 0 | 9/15/98 |
| Lower Mississippi Valley Ecosystem | TN, AR, KY, LA, MS | 697 | 11,156 | 21,334 | 9/15/98 |
| Total | | 1,006 | 11,162 | 21,334 | |
| Arakansas Refuge Wetlands | TX | 0 | 400 | 0 | 9/17/97 |
| Audubon Center Historic Wetland Restoration | TX | 0 | 7 | 0 | 9/15/98 |
| Austins Woods/Brazoria NWR Complex | TX | 1,257 | 0 | 0 | 3/4/98 |
| Big Lake Bottom | TX | 973 | 0 | 0 | 3/17/99 |
| Cactus Playa Protection and Enhancement | TX | 1,436 | 370 | 167 | 9/17/97 |
| Dollar Bay Wetlands Preservation | TX | 801 | 0 | 0 | 3/17/99 |
| Katy Prairie Initiative | TX | 1,663 | 0 | 0 | 3/4/98 |
| Wetlands Restoration and Enhancemnt on Private Lands, Texas Gulf Coast II | TX | 0 | 3,250 | 1,750 | 9/17/97 |
| Total | | | 6,130 | 4,027 | 1,917 |
| Great Salt Lake Wetlands | UT | 1,126 | 15,472 | 0 | 9/15/98 |
| Total | | 1,126 | 15,472 | 0 | |

Multi-state projects are listed in each state where they occur. Full figures are given with each listing.

**U.S. North American Wetlands Conservation Act Projects Arrayed by State
Acres Protected, Restored, and Enhanced 1998-1999
[Section 10(1)(A)]**

| Project Title | State | Acquired Acres | Restored Acres | Enhanced Acres | Date Approved |
|--|-------------------|----------------|----------------|----------------|---------------|
| Chesapeake Bay Initiative | VA, DE, MD, PA | 0 | 18,289 | 0 | 3/17/99 |
| Huntley Meadows Park Wetland Restoration | VA | 0 | 1,424 | 0 | 9/17/97 |
| North Landing River III | VA | 1,720 | 650 | 0 | 9/17/97 |
| Total | | 1,720 | 20,363 | 0 | |
| St. Croix Marine Bioreserve | VI | 301 | 0 | 0 | 3/17/99 |
| Total | | 301 | 0 | 0 | |
| Lake Champlain Wetlands II | VT, NY | 3,132 | 0 | 0 | 9/17/97 |
| Upper Valley Connecticut River Wetland | VT, NH | 650 | 100 | 0 | 3/4/98 |
| Total | | 3,782 | 100 | 0 | |
| Columbia Land Trust Washougal Gateway Property | WA | 50 | 0 | 0 | 9/15/98 |
| Hines Marsh Restoration | WA | 0 | 900 | 0 | 9/15/98 |
| Lower Columbia River II | WA, OR | 812 | 3,660 | 840 | 9/15/98 |
| Sequim Bay Wetland Conservation | WA | 126 | 14 | 9 | 3/17/99 |
| Upper Wenatchee Basin Wetland Restoration and Enhancement | WA | 0 | 10 | 2,445 | 9/15/98 |
| Wollochet Estuary | WA | 4 | 0 | 0 | 9/15/98 |
| Total | | 992 | 4,584 | 3,294 | |
| Glacial Habitat Restoration Area Phase III | WI | 2,808 | 964 | 536 | 3/17/99 |
| Huiras Lake Natural Area Acquisition | WI | 113 | 12 | 18 | 9/15/98 |
| Lowney-Rohan Wetland | WI | 38 | 63 | 0 | 9/15/98 |
| Schoenberg's Marsh | WI | 60 | 60 | 0 | 9/17/97 |
| Southeast Wisconsin Coastal Habitat Initiative II | WI | 722 | 535 | 1,306 | 9/15/98 |
| Superior Coastal Wetland Initiative | WI | 6,583 | 7,881 | 75 | 9/15/98 |
| Wisconsin Northwest Pothole II | WI | 2,991 | 1,557 | 1,710 | 9/17/97 |
| Total | | 13,315 | 11,072 | 3,645 | |

Multi-state projects are listed in each state where they occur. Full figures are given with each listing.

**Canadian North American Wetlands Conservation Act Projects Arrayed by Province
Acres Protected, Restored, and Enhanced 1998-1999
[Section 10(1)(A)]**

| Project Title | Province | Acquired Acres | Restored Acres | Enhanced Acres | Date Approved |
|--|----------|------------------|----------------|----------------|---------------|
| Alberta Habitat Project | AB | 27,917 | 0 | 33,324 | 9/17/97 |
| Alberta Habitat Project | AB | 15,973 | 0 | 95,335 | 6/17/98 |
| Alberta Habitat Project | AB | 30,415 | 0 | 31,323 | 9/15/98 |
| Alberta Habitat Project | AB | 33,554 | 0 | 34,482 | 6/23/99 |
| Total | | 107,859 | 0 | 194,464 | |
| Conservation of Wetlands and Associated Upland Habitats | BC | 2,000 | 0 | 0 | 9/17/97 |
| Conservation of Wetlands and Associated Upland Habitats | BC | 1,650 | 0 | 455 | 6/17/98 |
| Conservation of Wetlands and Associated Upland Habitats | BC | 1,800 | 0 | 200 | 9/15/98 |
| Conservation of Wetlands and Associated Upland Habitats | BC | 2,300 | 0 | 280 | 6/23/99 |
| Total | | 7,750 | 0 | 935 | |
| Manitoba Pothole Plus Project | MB | 1,330 | 0 | 150 | 6/17/98 |
| Manitoba Pothole Plus Project | MB | 1,295 | 0 | 95 | 6/23/99 |
| Manitoba Prairie Parkland Project | MB | 8,400 | 0 | 0 | 9/17/97 |
| Manitoba Prairie Parkland Project | MB | 3,900 | 0 | 3,500 | 6/17/98 |
| Manitoba Prairie Parkland Project | MB | 12,170 | 0 | 8,970 | 9/15/98 |
| Manitoba Prairie Parkland Project | MB | 5,900 | 0 | 5,800 | 6/23/99 |
| Total | | 32,995 | 0 | 18,515 | |
| New Brunswick Wetlands Conservation | NB | 3,172 | 0 | 7,247 | 9/17/97 |
| New Brunswick Wetlands Conservation | NB | 716 | 0 | 143 | 6/17/98 |
| New Brunswick Wetlands Conservation | NB | 698 | 0 | 440 | 9/15/98 |
| New Brunswick Wetlands Conservation | NB | 585 | 0 | 219 | 6/23/99 |
| Total | | 5,171 | 0 | 8,049 | |
| Coastal and Inland Freshwater Wetlands | NF | 3,300 | 0 | 120 | 9/17/97 |
| Coastal and Inland Freshwater Wetlands | NF | 7,410 | 0 | 478 | 6/17/98 |
| Newfoundland and Labrador Coastal and Inland Freshwater Wetlands | NF | 2,787 | 0 | 187 | 6/23/99 |
| Western Newfoundland & Labrador | NF | 200 | 0 | 700 | 6/17/98 |
| Total | | 13,697 | 0 | 1,485 | |
| Nova Scotia Coastal and Inland | NS | 404 | 0 | 539 | 9/17/97 |
| Nova Scotia Coastal and Inland | NS | 230 | 0 | 202 | 6/17/98 |
| Nova Scotia Coastal and Inland | NS | 558 | 0 | 270 | 9/15/98 |
| Nova Scotia Coastal and Inland | NS | 1,494 | 0 | 274 | 6/23/99 |
| Total | | 2,686 | 0 | 1,285 | |
| Ontario Great Lakes - St.. Lawrence Project | ON | 67 | 0 | 0 | 6/17/98 |
| Ontario Regional Project | ON | 22,300 | 0 | 21,825 | 9/17/97 |
| Ontario Regional Project | ON | 9,490 | 0 | 9,605 | 6/17/98 |
| Ontario Regional Project | ON | 1,016,440 | 0 | 17,980 | 9/15/98 |
| Ontario Regional Project | ON | 17,560 | 0 | 21,945 | 6/23/99 |
| Private Wetland Stewardship in the Great Lakes/ St. Lawrence | ON | 1,300 | 0 | 1,400 | 9/17/97 |
| Private Wetland Stewardship in the Great Lakes/ St. Lawrence | ON | 11,500 | 0 | 8,715 | 9/15/98 |
| Total | | 1,078,657 | 81,470 | | |

**Canadian North American Wetlands Conservation Act Projects Arrayed by Province
Acres Protected, Restored, and Enhanced 1998-1999
[Section 10(1)(A)]**

| Project Title | Province | Acquired Acres | Restored Acres | Enhanced Acres | Date Approved |
|--|----------|----------------|----------------|----------------|---------------|
| Prince Edward Island Wetlands in Agricultural Landscapes | PE | 1,924 | 0 | 1,735 | 9/17/97 |
| Prince Edward Island Wetlands in Agricultural Landscapes | PE | 408 | 0 | 156 | 6/17/98 |
| Prince Edward Island Wetlands in Agricultural Landscapes | PE | 2,585 | 0 | 1,720 | 9/15/98 |
| Prince Edward Island Wetlands in Agricultural Landscapes | PE | 301 | 0 | 239 | 6/23/99 |
| Total | | 5,218 | 0 | 3,850 | |
| Qubec - St. Lawrence | QC | 1,922 | 0 | 1,280 | 9/17/97 |
| Qubec - St. Lawrence | QC | 983 | 0 | 698 | 6/17/98 |
| Qubec - St. Lawrence | QC | 3,042 | 0 | 1,587 | 9/15/98 |
| Qubec - St. Lawrence | QC | 1,297 | 0 | 2,270 | 6/23/99 |
| Total | | 7,244 | 0 | 5,835 | |
| Saskatchewan Habitat Programs | SK | 24,659 | 0 | 20,000 | 9/17/97 |
| Saskatchewan Habitat Programs | SK | 28,200 | 0 | 13,600 | 6/17/98 |
| Saskatchewan Habitat Programs | SK | 42,300 | 0 | 30,500 | 9/15/98 |
| Saskatchewan Habitat Programs | SK | 46,700 | 0 | 38,100 | 6/23/99 |
| Saskatchewan Prairie Shores Program | SK | 10,320 | 0 | 78,200 | 9/17/97 |
| Saskatchewan Prairie Shores Program | SK | 1,500 | 0 | 0 | 6/17/98 |
| Saskatchewan Prairie Shores Program | SK | 10,160 | 0 | 7,500 | 9/15/98 |
| Saskatchewan Prairie Shores Program | SK | 320 | 0 | 0 | 6/23/99 |
| Total | | 164,159 | 0 | 187,900 | |



**Mexican North American Wetlands Conservation Act Projects Arrayed by State
Acres Protected, Restored, and Enhanced 1998-1999
[Section 10(1)(A)]**

| Project Title | State | Acquired Acres | Restored Acres | Enhanced Acres | Date Approved |
|---|----------|----------------|----------------|----------------|---------------|
| Public Participation in the Core Protected Areas of Upper Gulf | BCN, SON | 0 | 24,700 | 0 | 3/4/98 |
| Total | | 0 | 24,700 | 0 | |
| Environmental Restoration and Sustainable Use of Natural Restoration in Silva | GTO | 0 | 180 | 0 | 2/25/98 |
| Total | | 0 | 180 | 0 | |
| Public Participation in the Core Protected Areas of Upper Gulf | SON, BCN | 0 | 24,700 | 0 | 3/4/98 |
| Total | | 0 | 24,700 | 0 | |
| Estero de Rio Bravo Wetland Restoration and Environmental Education | TAMPS | 0 | 198 | 0 | 9/17/97 |
| Restoration, Enhancement, and Sustainable Development of La Laguna Wetland | TAMPS | 4,368 | 3,300 | 0 | 3/17/99 |
| Total | | 4,368 | 3,498 | 0 | |
| Bridges and Culverts Construction in Coastal Wetlands | YUC | 0 | 38,500 | 0 | 9/17/97 |
| Bridges and Culverts in Coastal Roads Phase II | YUC | 0 | 38,500 | 0 | 9/15/98 |
| Restoration of Coastal Wetlands at El Palmar State Reserve II | YUC | 0 | 12,500 | 0 | 9/17/97 |
| Restoration of Coastal Wetlands at El Palmar State Reserve III | YUC | 0 | 12,500 | 0 | 9/15/98 |
| Restoration of Peten Tucha and Hydrologic Study of Ria Lagartos | YUC | 0 | 832 | 0 | 9/17/97 |
| Total | | 0 | 102,832 | 0 | |



Multi-state projects are listed in each state where they occur. Full figures are given with each listing.

Migratory Bird Trends [Section 10(1)(B)]

Each year the U.S. Fish and Wildlife Service (Service), in conjunction with states, the Canadian Wildlife Service, provincial governments, and other partners, conducts breeding grounds surveys to estimate the size of duck breeding populations. Specialized surveys track trends in the populations of other heavily harvested migratory species such as the mourning dove and the American woodcock. The North American Breeding Bird Survey, conducted on over 2,600 routes in the United States and Canada by thousands of volunteers, is used to follow changes in the distribution and abundance of many other migratory bird species utilizing wetlands and associated habitats.

Most waterfowl populations continued to rebound during the 1998-1999 reporting period of the Act. Wetland conditions in the important duck breeding area known as the Prairie Pothole Region of the United States and Canada remained excellent for waterfowl production. Effective harvest regulation and millions of acres of habitat conserved through programs such as the North American Waterfowl Management Plan, the North American Wetlands

Conservation Act, the Conservation Reserve Program, and the Wetlands Reserve Program have facilitated the rapid recovery of duck populations in response to abundant prairie precipitation.

The total number of ducks surveyed in 1999 was 43.4 million, the largest population size estimated since surveys began in 1955, and well above the 36.4 million goal established by the Plan. Seven of the 10 most common duck species exceeded species-specific Plan goals. Only American wigeon, northern pintail, and scaup populations are below the Plan's recovery levels. Wigeon populations have fluctuated close to the Plan goal for this species for the past 3 years. Northern pintail and scaup populations remain depressed and concern lingers about the status and future of these species. Scaup rebounded slightly in 1999 from a record low estimate in 1998 but remain 30 percent below Plan goals. Pintail, likewise, remain 45 percent below the Plan population goal, despite seemingly favorable wetland conditions across this species primary breeding range.




Most goose populations continue to thrive and there is continued concern about problems associated with over-abundance of some populations such as mid-continent snow geese and giant Canada geese. Three populations of the Canada goose (Atlantic, Southern James Bay, and dusky) continue to be of special concern because of low population abundance or poor reproduction.

Between 1998 and 1999 call-count indices of mourning dove populations were relatively stable, although populations in each of the three United States dove management units have declined significantly over the past 10 years. Data collected during American woodcock singing-ground surveys indicate that in 1999 breeding populations in the east were stable, while populations in the central region appear to have decreased. Intermediate (1987-99) and long-term (1968-99) trends in the number of displaying woodcock in both regions remain negative. If current trends in land-use practices persist, continued long-term population declines are likely.

Trends of other migratory bird species vary widely. Of all species groups, grassland nesting birds have exhibited the most consistent negative population trends since the late 1960s, with more than 77 percent of these birds showing population declines. These patterns can be explained by extensive loss or degradation of grassland habitat from agricultural uses, as well as increases in haying. Restoration of native grasses or planting of dense-nesting cover under the North American Waterfowl Management Plan and funded through the North American Wetlands Conservation Act has produced positive impacts on the density of nesting birds and nest success in the Prairie Pothole Region. These and other programs, such as the Conservation Reserve Program and Partners in Flight, provide hope for these beleaguered populations.

As a whole, 67 percent of wetland-dependent migratory bird species show increasing long-term population trends. Declining trends, however, prevail across large portions of the important Prairie Pothole Region and in the southeastern United States. It is important to understand that the data are poor for many of these species as sampled by the Breeding Bird Survey, and any conclusions should be viewed with caution.



Species breeding in mature forested habitats have exhibited a complex spatial pattern of increasing and decreasing trends across North America. In general, increasing population trends predominate in eastern North America, while no patterns are obvious for the central and western portions of the continent. The pattern in the east may be reflective of enlarging and maturing woodlands in this region. Overall, 57 percent of forest species display positive trends since the late 1960s.

Each of the above species groups contains both short-distance and neotropical migrants. Short-distance migrants breed and winter north of the United States-Mexico border, while neotropical migrants winter south of it. In certain areas where the number of short-distance migrant species is highest, such as the northeast United States, Great Lakes states, and the Canadian prairie, negative population trends predominate for this group. In all, 54 percent of these species exhibit decreasing trends.


Population trends of neotropical migrants are largely decreasing in and to the east of the Great Plains. Pockets of positive trends do exist in this region, however. Other areas characterized by negative trends include parts of the central and northern Rockies, and the Pacific Coast from California to British Columbia. Fifty-four percent of neotropical migrants have shown negative population trends in recent decades.

For many species, the extent to which population trend is driven by the destruction and degradation of wintering habitats south of the United States is unknown. However, it is believed that habitat loss south of the United States border is contributing to the declines of some of these species.

International cooperation is needed to assure the conservation of habitats used by migratory birds throughout their annual cycles. It is through such continental programs as the North American Waterfowl Management Plan and North American Wetlands Conservation Act grants program that such cooperation can be fostered.

International Agreements [Section 10(1)(C)]

No progress has been made to establish agreements with officials of other nations in the western hemisphere for the protection of migratory birds.



**U.S. North American Wetlands Conservation Act Projects Arrayed by State
Conservation Mechanisms 1998-1999
[Section 10(1)(D)]**

| Project Title | State | Project Type | Conservation Mechanisms | Acres | Years Duration | Date Approved |
|---|-----------------------|--------------|-------------------------|--------------|------------------------|---------------|
| Kenai River Habitat Protection | AK | A | fee title easement | 303 9 | permanent permanent | 6/23/99 |
| Lower Mississippi Valley Ecosystem | AR, KY, LA, MS, TN | A, R, E | fee title easement | 150 547 | permanent permanent | 9/15/98 |
| Point Remove Wetland | AR | A, R, E | fee title | 402 | permanent | 6/23/99 |
| Lower Colorado and Lower Gila River Wetlands | AZ | A, R | fee title | 60 | permanent | 3/17/99 |
| California North Coast Wetland Habitat | CA | A, R, E | fee title | 134 | permanent | 9/15/98 |
| Cosumnes River Howard Ranch Acquisition | CA | A | fee title | 13,000 | permanent | 3/17/99 |
| Dry Creek Watershed Land Acquisition | CA | A | fee title | 25 | permanent | 9/15/98 |
| North Central Valley Wetland Habitat Phase II | CA | A, R, E | easement | 7,897 | permanent | 3/17/99 |
| Rodman Ranch and Slough Acquisition | CA | A | fee title | 418 | permanent | 9/15/98 |
| Stenner Springs Property Acquisition | CA | A | fee title | 49 | permanent | 9/17/97 |
| San Luis Valley Wetland Restoration Phase I | CO | A, R, E | fee title easement | 1,140 620 | permanent permanent | 3/17/99 |
| Uncompahgre River Wetland | CO | A, R, E, O | easement | 1,264 | permanent | 9/17/97 |
| Calcareous Wetlands of Southwestern New England | CT, MA | A, R, O | fee title easement | 1,859 327 | permanent permanent | 3/4/98 |
| Quinnipiac Meadows Acquisition | CT | A | mgmt ag fee title | 147 17 | 10-25 permanent | 9/15/98 |
| Kissimmee Prairie Ecosystem | FL | A, R, E | fee title easement | 15,313 50 | permanent permanent | 9/15/98 |
| Eagle Lake II | IA | A, R | fee title | 725 | permanent | 3/17/99 |
| Iowa Great Lakes III | IA, MN | A, R | fee title easement | 815 135 | permanent permanent | 9/17/97 |
| Hyatt Wetland Acquisition | ID | A | fee title | 54 | permanent | 9/17/97 |
| Teton River Basin Wetlands | ID | A, R | fee title easement | 140 910 | permanent permanent | 3/4/98 |
| Meredosia Wetland Complex | IL | A, R | fee title | 1,160 | permanent | 3/4/98 |
| Elkhart Environmental Center | IN | A, R | fee title | 34 | permanent | 9/17/97 |
| Indiana Grand Kankakee Marsh III | IN | A, R, E | fee title easement | 4,357 16 | permanent permanent | 9/15/98 |
| Southern Lake Michigan Coastal Wetlands II | IN | A, R, E | fee title easement | 290 48 | permanent permanent | 3/4/98 |
| Southwest Indiana Four Rivers II | IN | A, R, E, O | fee title | 2,711 | permanent | 9/17/97 |
| McPherson Valley Wetlands III | KS | A, R | fee title | 560 | permanent | 9/15/98 |

Multi-state projects are listed in each state where they occur. Full figures are given with each listing.

**U.S. North American Wetlands Conservation Act Projects Arrayed by State
Conservation Mechanisms 1998-1999
[Section 10(1)(D)]**

| Project Title | State | Project Type | Conservation Mechanisms | Acres | Years Duration | Date Approved |
|--|-----------------------|--------------|-------------------------|-------|----------------|---------------|
| Latourneau Woods Acquisition & Development | KY | A, R, E | fee title | 950 | permanent | 6/23/99 |
| Lower Mississippi Valley Ecosystem | KY, AR, LA, MS, TN | A, R, E | fee title | 150 | permanent | 9/15/98 |
| | | | easement | 547 | permanent | |
| Big Branch Marsh III | LA | A, E, O | fee title | 2,822 | permanent | 9/17/97 |
| Lower Mississippi Valley Ecosystem | LA, KY, AR, MS, TN | A, R, E | fee title | 150 | permanent | 9/15/98 |
| | | | easement | 547 | permanent | |
| Pontchartrain Wetlands | LA | A, E | fee title | 3,538 | permanent | 9/17/97 |
| Pontchartrain Wetlands II | LA | A | fee title | 3,300 | permanent | 9/15/98 |
| Calcareous Wetlands of Southwestern New England | MA, CT | A, O, R | fee title | 1,859 | permanent | 3/4/98 |
| | | | easement | 327 | permanent | |
| | | | mgmt ag | 147 | 10-25 | |
| North River Tidal Freshwater Marsh | MA | A, O | fee title | 82 | permanent | 9/15/98 |
| Conquest Farm Acquisition, Restoration, and Enhancement | MD | A, E, R | fee title | 561 | permanent | 3/4/98 |
| Conquest Farm Acquisition, Restoration, and Enhancement | MD | A, E, R | fee title | 490 | permanent | 9/15/98 |
| | | | easement | 3,300 | permanent | |
| Merrymeeting Bay II | ME | A | fee title | 720 | permanent | 9/17/97 |
| Spruce Point Conservation | ME | A | easement | 355 | permanent | |
| | | | fee title | 20 | permanent | 9/17/97 |
| Mitchell Creek Preserve | MI | A | fee title | 125 | permanent | 9/15/98 |
| Saginaw Bay Wetland Initiative | MI | A, R, O | fee title | 1,345 | permanent | 9/17/97 |
| | | | mgmt ag | 968 | 10 | |
| Silver River Wetlands Restoration | MI | A, R | fee title | 80 | permanent | 9/15/98 |
| Superior Township Wetlands Acquisition | MI | A | fee title | 351 | permanent | 9/15/98 |
| Black Rush Lake Waterfowl Production Area | MN | A, R, O | fee title | 990 | permanent | 9/17/97 |
| Grass Lake II | MN | A, R, E | easement | 740 | permanent | 9/17/97 |
| Heron Lake IV | MN | A, R, E | fee title | 603 | permanent | 9/15/98 |
| | | | easement | 497 | permanent | |
| Iowa Great Lakes III | MN, IA | A, R | fee title | 815 | permanent | 9/17/97 |
| | | | easement | 135 | permanent | |
| North Star 2000 | MN | A, R | fee title | 121 | permanent | 9/17/97 |
| Prairie Wetland Heritage Conservation Initiative | MN | A, R, E | fee title | 2,380 | permanent | 3/4/98 |
| | | | easement | 225 | permanent | |
| Red Lake Farm II | MN | A, R, E | fee title | 80 | permanent | 3/4/98 |
| Four Rivers Wetland II | MO | A, R, E | fee title | 1,362 | permanent | 9/15/98 |
| | | | easement | 5,613 | permanent | |
| Lower Mississippi Valley Ecosystem | MS, AR, KY, LA, TN | A, R, E | fee title | 150 | permanent | 9/15/98 |
| | | | easement | 547 | permanent | |

Multi-state projects are listed in each state where they occur. Full figures are given with each listing.

**U.S. North American Wetlands Conservation Act Projects Arrayed by State
Conservation Mechanisms 1998-1999
[Section 10(1)(D)]**

| Project Title | State | Project Type | Conservation Mechanisms | Acres | Years Duration | Date Approved |
|--|--------|--------------|--------------------------------|-----------------------|---------------------------------|---------------|
| Beaverhead Wetland | MT | A, R, E | fee title | 2,374 | permanent | 9/15/98 |
| | | | easement | 1,779 | permanent | |
| | | | lease | 88 | 10 | |
| Clarke Creek Wetlands and Rookery | NC | A | fee title easement | 37 30 | permanent Unknown | 9/15/98 |
| Missouri Coteau Habitat | ND | A, E | fee title easement | 5,736 52,273 | permanent permanent | 9/15/98 |
| Mouse River Watershed II | ND | A, R, E, O | fee title easement lease | 2,052 866 2,402 | permanent permanent 10 | 3/4/98 |
| Northern Coteau Wetland Acquisition and Enhancement II | ND | A, R, E, O | fee title easement lease | 640 6,147 4,995 | permanent permanent 10-25 | 9/17/97 |
| North Dakota Drift Prairie Wetland Enhancement II | ND | A, R, E, O | easement lease | 7,206 4,516 | permanent 10-25 | 9/15/98 |
| Drover Island Wetland | NE | A, R, E | fee title | 594 | permanent | 3/4/98 |
| Great Bay Estuary II | NH | A, R | fee title easement | 480 178 | permanent permanent | 3/4/98 |
| Upper Valley Connecticut River Wetland | NH, VT | A, R | fee title easement | 480 170 | permanent permanent | 3/4/98 |
| Lake Champlain Wetlands II | NY, VT | A | fee title easement | 2,782 350 | permanent permanent | 9/17/97 |
| Montezuma Wetlands Complex III | NY | A, R, E | fee title | 2,316 | permanent | 3/17/99 |
| Big Island Wetlands Restoration | OH | A, R | fee title | 2,766 | permanent | 9/17/97 |
| Hackberry Flat III | OK | A, R, E | fee title | 880 | permanent | 3/4/98 |
| Lower Columbia River II | OR, WA | A, R, E | fee title easement | 742 70 | permanent permanent | 9/15/98 |
| Tualatin River Valley Ecosystem | OR | A, R, E | fee title | 75 | permanent | 3/4/98 |
| Tamarack Swamp - Foley Tract | PA | A | fee title | 106 | permanent | 9/15/98 |
| Block Island Migratory Birds Wetlands Partnership | RI | A | fee title easement | 83 85 | permanent permanent | 9/15/98 |
| East Bay Habitat Protection Phase I | RI | A | fee title easement | 126 180 | permanent permanent | 3/17/99 |
| South Shore Habitat Protection II | RI | A | fee title easement | 674 278 | permanent permanent | 9/15/98 |
| South Shore Habitat Protection Project Phase III | RI | A | fee title | 53 | permanent | 3/17/99 |
| Carolina Bay Nature Reserve | SC | A | fee title | 11 | permanent | 9/17/97 |
| Jocassee Gorge Project | SC | A | fee title | 43,500 | permanent | 9/15/98 |

Multi-state projects are listed in each state where they occur. Full figures are given with each listing.

**U.S. North American Wetlands Conservation Act Projects Arrayed by State
Conservation Mechanisms 1998-1999
[Section 10(1)(D)]**

| Project Title | State | Project Conservation Type | Mechanisms | Acres | Years Duration | Date Approved |
|---|--------------------|---------------------------|-----------------------|----------------|---------------------------|---------------|
| Crow Creek Watershed | SD | A, O | easement | 200 | 50 | 3/4/98 |
| James River Lowlands Acquisition | SD | A | fee title | 1,541 | permanent | 3/4/98 |
| Big Swan Creek Headwater Protection - Star Branch Acquisition | TN | A, R | easement | 309 | permanent | 9/15/98 |
| Lower Mississippi Valley Ecosystem | TN, AR, KY, LA, MS | A, R, E | fee title easement | 150 547 | permanent permanent | 9/15/98 |
| Austins Woods/Brazoria NWR Complex | TX | A | fee title | 1,257 | permanent | 3/4/98 |
| Big Lake Bottom | TX | A | fee title | 973 | permanent | 3/17/99 |
| Cactus Playa Protection and Enhancement | TX | A, R, E, O | fee tile | 1,436 | permanent | 9/17/97 |
| Dollar Bay Wetlands Preservation | TX | A | fee title | 801 | permanent | 3/17/99 |
| Katy Prairie Initiative | TX | A | fee title easement | 1,184 479 | permanent permanent | 3/4/98 |
| Great Salt Lake Wetlands | UT | A, R | fee title easement | 1,119 7 | permanent permanent | 9/15/98 |
| North Landing River III | VA | A, O, R | fee title easement | 1,420 300 | permanent permanent | 9/17/97 |
| St. Croix Marine Bioreserve | VI | A, O | fee title mgmt ag | 301 2,391 | permanent unknown | 3/17/99 |
| Lake Champlain Wetlands II | VT, NY | A | fee title easement | 2,782 350 | permanent permanent | 9/17/97 |
| Upper Valley Connecticut River Wetland | VT, NH | A, R | fee title easement | 480 170 | permanent permanent | 3/4/98 |
| Columbia Land Trust Washougal Gateway Property | WA | A | fee title | 50 | permanent | 9/15/98 |
| Lower Columbia River II | WA, OR | A, R, E | fee title easement | 742 70 | permanent permanent | 9/15/98 |
| Sequim Bay Wetland Conservation | WA | A, R, E | fee title | 126 | permanent | 3/17/99 |
| Wollochet Estuary | WA | A | fee title | 4 | permanent | 9/15/98 |
| Glacial Habitat Restoration Area Phase III | WI | A, R, E | fee title easement | 1,639 1,069 | permanent permanent | 3/17/99 |
| Huiras Lake Natural Area Acquisition | WI | A, R, E | fee title | 113 | permanent | 9/15/98 |
| Lowney-Rohan Wetland | WI | A, R | fee title | 38 | permanent | 9/15/98 |
| Schoenbers Marsh | WI | A, R | fee title | 60 | permanent | 9/17/97 |
| Southeast Wisconsin Coastal Habitat Initiative II | WI | A, R, E | fee title easement | 701 21 | permanent permanent | 9/15/98 |
| Superior Coastal Wetland Initiative | WI | A, R, E | fee title easement | 6,503 80 | permanent 26-permanent | 9/15/98 |
| Wisconsin Northwest Pothole II | WI | A, R, E | fee title easement | 2,535 456 | permanent permanent | 9/17/97 |

Multi-state projects are listed in each state where they occur. Full figures are given with each listing.

**Canadian North American Wetlands Conservation Act Projects Arrayed by Province
Conservation Mechanisms 1998-1999
[Section 10(1)(D)]**

| Project Title | Province | Project Type | Conservation Mechanisms | Acres | Years Duration | Date Approved |
|---|----------|--------------|-------------------------|--------|-------------------------------------|---------------|
| Alberta Habitat Project | AB | A, E, O | fee title | 3,274 | permanent 30+ 10 permanent | 9/17/97 |
| | | | easement | 2,517 | | |
| | | | lease | 11,205 | | |
| | | | mgmt ag | 10,921 | | |
| Alberta Habitat Project | AB | A, E, O | fee title | 1,873 | permanent 10 10-30+ | 6/17/98 |
| | | | lease | 6,411 | | |
| | | | agreements* | 7,689 | | |
| Alberta Habitat Project | AB | A, E, O | fee title | 2,444 | permanent 10 10-permanent | 9/15/98 |
| | | | lease | 1,998 | | |
| | | | agreements* | 25,973 | | |
| Alberta Habitat Project | AB | A, E, O | fee title | 2,655 | permanent 30 10 10-50 | 6/23/99 |
| | | | easement | 538 | | |
| | | | lease | 2,040 | | |
| | | | agreements* | 28,321 | | |
| Conservation of Wetlands and Associated Upland Habitats | BC | A, O | fee title | 500 | permanent 30+ | 9/17/97 |
| | | | mgmt ag | 1,500 | | |
| Conservation of Wetlands and Associated Upland Habitats | BC | A, E, O | fee title | 1,500 | permanent 30 | 6/17/98 |
| | | | mgmt ag | 1,500 | | |
| Conservation of Wetlands and Associated Upland Habitats | BC | A, E, O | fee title | 300 | permanent 30-permanent | 9/15/98 |
| | | | mgmt ag | 1,500 | | |
| Conservation of Wetlands and Associated Upland Habitats | BC | A, E, O | fee title | 200 | permanent 30+ | 6/23/99 |
| | | | mgmt ag | 2,100 | | |
| Manitoba Pothole Plus Project | MB | A, E, O | easement | 1,000 | 10-permanent 10 | 6/17/98 |
| | | | lease | 330 | | |
| Manitoba Pothole Plus Project | MB | A, E, O | fee title | 160 | permanent 10-permanent 10 | 6/23/99 |
| | | | easement | 670 | | |
| | | | lease | 465 | | |
| Manitoba Prairie Parkland Project | MB | A, E, O | fee title | 2,200 | permanent 2-30 10-20 | 9/17/97 |
| | | | easement | 900 | | |
| | | | lease | 1,300 | | |
| Manitoba Prairie Parkland Project | MB | A, E, O | fee title | 900 | permanent 10-30 | 6/17/98 |
| | | | mgmt ag | 3,000 | | |
| Manitoba Prairie Parkland Project | MB | A, E, O | fee title | 1,800 | permanent 10-30 10-20 10 | 9/15/98 |
| | | | easement | 2,000 | | |
| | | | lease | 3,700 | | |
| | | | mgmt ag | 4,670 | | |
| Manitoba Prairie Parkland Project | MB | A, E, O | fee title | 700 | permanent 10-30 10-20 10 | 6/23/99 |
| | | | easement | 200 | | |
| | | | lease | 1,600 | | |
| | | | mgmt ag | 3,400 | | |

*Agreements are undifferentiated combinations of leases, easements, and management agreements.

**Canadian North American Wetlands Conservation Act Projects Arrayed by Province
Conservation Mechanisms 1998-1999
[Section 10(1)(D)]**

| Project Title | Province | Project Type | Conservation Mechanisms | Acres | Years Duration | Date Approved |
|--|----------|--------------|-------------------------|-----------|----------------|---------------|
| New Brunswick Wetlands Conservation | NB | A, E, O | fee title | 190 | permanent | 9/17/97 |
| New Brunswick Wetlands Conservation | NB | A, E, O | mgmt ag | 2,982 | 30 | 6/17/98 |
| New Brunswick Wetlands Conservation | NB | A, E, O | fee title | 93 | permanent | 6/17/98 |
| New Brunswick Wetlands Conservation | NB | A, E, O | agreements* | 623 | 30-permanent | 9/15/98 |
| New Brunswick Wetlands Conservation | NB | A, E, O | fee title | 258 | permanent | 9/15/98 |
| New Brunswick Wetlands Conservation | NB | A, E, O | mgmt ag | 440 | 30 | 6/23/99 |
| New Brunswick Wetlands Conservation | NB | A, E, O | fee title | 216 | permanent | 6/23/99 |
| New Brunswick Wetlands Conservation | NB | A, E, O | easement | 150 | permanent | 6/23/99 |
| New Brunswick Wetlands Conservation | NB | A, E, O | mgmt ag | 219 | 30 | 6/23/99 |
| Coastal and Inland Freshwater Wetlands | NF | A, E, O | agreements* | 3,300 | 10-permanent | 9/17/97 |
| Coastal and Inland Freshwater Wetlands | NF | A, E, O | mgmt ag | 7,410 | 10-30 | 6/17/98 |
| Newfoundland and Labrador Coastal and Inland Freshwater Wetlands | NF | A, E, O | agreements* | 2,787 | 10-30 | 6/23/99 |
| Western Newfoundland and Labrador | NF | A, E, O | mgmt ag | 200 | 20-30 | 6/17/98 |
| Nova Scotia Coastal and Inland | NS | A, E, O | fee title | 120 | permanent | 9/17/97 |
| Nova Scotia Coastal and Inland | NS | A, E, O | mgmt ag | 284 | 10-permanent | 9/17/97 |
| Nova Scotia Coastal and Inland | NS | A, E, O | fee title | 65 | permanent | 6/17/98 |
| Nova Scotia Coastal and Inland | NS | A, E, O | easement | 81 | 30-permanent | 6/17/98 |
| Nova Scotia Coastal and Inland | NS | A, E, O | mgmt ag | 84 | 10-permanent | 6/17/98 |
| Nova Scotia Coastal and Inland | NS | A, E, O | fee title | 105 | permanent | 9/15/98 |
| Nova Scotia Coastal and Inland | NS | A, E, O | easement | 173 | 30-permanent | 9/15/98 |
| Nova Scotia Coastal and Inland | NS | A, E, O | agreements* | 280 | 10-permanent | 9/15/98 |
| Nova Scotia Coastal and Inland | NS | A, E, O | fee title | 1,120 | permanent | 6/23/99 |
| Nova Scotia Coastal and Inland | NS | A, E, O | easement | 100 | 30-permanent | 6/23/99 |
| Nova Scotia Coastal and Inland | NS | A, E, O | agreements* | 274 | 15-permanent | 6/23/99 |
| Ontario Great Lakes - St. Lawrence Project | ON | A, O | fee title | 42 | permanent | 6/17/98 |
| Ontario Great Lakes - St. Lawrence Project | ON | A, O | mgmt ag | 25 | 25+ | 6/17/98 |
| Ontario Regional Project | ON | A, E, O | fee title | 420 | permanent | 9/17/97 |
| Ontario Regional Project | ON | A, E, O | agreements* | 21,880 | 10-permanent | 9/17/97 |
| Ontario Regional Project | ON | A, E, O | fee title | 80 | permanent | 6/17/98 |
| Ontario Regional Project | ON | A, E, O | mgmt ag | 9,410 | 10+ | 6/17/98 |
| Ontario Regional Project | ON | A, E, O | fee title | 520 | permanent | 9/15/98 |
| Ontario Regional Project | ON | A, E, O | agreements* | 1,015,920 | 10-permanent | 9/15/98 |
| Ontario Regional Project | ON | A, E, O | fee title | 550 | permanent | 6/23/99 |
| Ontario Regional Project | ON | A, E, O | easement | 70 | permanent | 6/23/99 |
| Ontario Regional Project | ON | A, E, O | lease | 40 | 10-20 | 6/23/99 |
| Ontario Regional Project | ON | A, E, O | agreements* | 16,900 | 10-99 | 6/23/99 |
| Private Wetland Stewardship in the Great Lakes/ St. Lawrence | ON | A, E | mgmt ag | 1,300 | 10 | 9/17/97 |
| Private Wetland Stewardship in the Great Lakes/ St. Lawrence | ON | A, E, O | mgmt ag | 11,500 | 10 | 9/15/98 |

*Agreements are undifferentiated combinations of leases, easements, and management agreements.


**Canadian North American Wetlands Conservation Act Projects Arrayed by Province
Conservation Mechanisms 1998-1999
[Section 10(1)(D)]**

| Project Title | Province | Project Type | Conservation Mechanisms | Acres | Years Duration | Date Approved |
|--|----------|--------------|-------------------------|--------|----------------|---------------|
| Prince Edward Island Wetlands in Agricultural Landscapes | PE | A, E, O | fee title | 189 | permanent | 9/17/97 |
| | | | agreements* | 1,735 | 15-30 | |
| Prince Edward Island Wetlands in Agricultural Landscapes | PE | A, E, O | fee title | 252 | permanent | 6/17/98 |
| | | | agreements* | 156 | 15-30 | |
| Prince Edward Island Wetlands in Agricultural Landscapes | PE | A, E, O | fee title | 145 | permanent | 9/15/98 |
| | | | agreements* | 2,440 | 15-30 | |
| Prince Edward Island Wetlands in Agricultural Landscapes | PE | A, E, O | fee title | 162 | permanent | 6/23/99 |
| | | | agreements* | 139 | 15-30 | |
| Qubec - St. Lawrence | QC | A, E, O | fee title | 743 | permanent | 9/17/97 |
| | | | easement | 1,179 | 40 | |
| Qubec - St. Lawrence | QC | A, E, O | fee title | 700 | permanent | 6/17/98 |
| | | | easement | 283 | 40 | |
| Qubec - St. Lawrence | QC | A, E, O | fee title | 500 | permanent | 9/15/98 |
| | | | easement | 2,542 | 40 | |
| Qubec - St. Lawrence | QC | A, E, O | fee title | 540 | permanent | 6/23/99 |
| | | | easement | 757 | 30 | |
| Saskatchewan Habitat Programs | SK | A, E, O | fee title | 8,570 | permanent | 9/17/97 |
| | | | agreements* | 16,089 | 10-permanent | |
| Saskatchewan Habitat Programs | SK | A, E, O | fee title | 3,000 | permanent | 6/17/98 |
| | | | agreements* | 25,200 | 10-permanent | |
| Saskatchewan Habitat Programs | SK | A, E, O | fee title | 5,000 | permanent | 9/15/98 |
| | | | agreements* | 37,300 | 10-permanent | |
| Saskatchewan Habitat Programs | SK | A, E, O | fee title | 4,600 | permanent | 6/23/99 |
| | | | agreements* | 42,100 | 10-permanent | |
| Saskatchewan Prairie Shores Program | SK | A, E, O | fee title | 320 | permanent | 9/17/97 |
| | | | agreements* | 10,000 | 10-permanent | |
| Saskatchewan Prairie Shores Program | SK | A, O | fee title | 1,500 | permanent | 6/17/98 |
| Saskatchewan Prairie Shores Program | SK | A, O | mgmt ag | 320 | permanent | 6/23/99 |
| Saskatchewan Prairie Shores Program | SK | A, E, O | agreements* | 320 | 10-permanent | 9/15/98 |

*Agreements are undifferentiated combinations of leases, easements, and management agreements.

**Mexican North American Wetlands Conservation Act Projects Arrayed by State
Conservation Mechanisms 1998-1999
[Section 10(1)(D)]**

| Project Title | State | Project Type | Conservation Mechanisms | Acres | Years Duration | Date Approved |
|---|-------|--------------|-------------------------|--------------|------------------------|---------------|
| Restoration, Enhancement and Sustainable Development of La Laguna Wetland | TAMPS | A, R | fee title easement | 168 4,200 | permanent permanent | 3/17/99 |



Financial Statements [Section 10(2)]

Fiscal Year 1998

Receipts

| | |
|---------------------------------|---------------------------|
| FY 1997 Interest | \$23,972,416 ¹ |
| FY 1998 Appropriation | 11,629,800 |
| FY 1997 Appropriation Carryover | 139,917 |
| Fines, Penalties, Forfeitures | 0 |
| FY 1998 Coastal Funds | 9,974,096 |
| FY 1997 Coastal Funds Carryover | 1,041,332 |
| Total | \$46,757,561 |

Debits

| | |
|---------------------|---------------------|
| Administration | \$1,631,413 |
| Project Obligations | |
| Canada | \$15,468,510 |
| Mexico | 2,605,456 |
| United States | 23,924,631 |
| Total | \$43,630,010 |

Fiscal Year 1999

Receipts

| | |
|---------------------------------|---------------------------|
| FY 1998 Interest | \$24,506,655 ² |
| FY 1999 Appropriation | 14,894,360 |
| FY 1998 Appropriation Carryover | 472,766 |
| Fines, Penalties, Forfeitures | 3,721,673 |
| FY 1999 Coastal Funds | 9,933,846 |
| FY 1998 Coastal Funds Carryover | 193,949 |
| Total | \$53,723,249 |

Debits

| | |
|---------------------|---------------------|
| Administration | \$2,284,959 |
| Project Obligations | |
| Canada | 17,903,622 |
| Mexico | 1,974,308 |
| United States | 29,091,923 |
| Total | \$51,254,812 |

¹Includes funds unobligated in Fiscal Year 1997 and accrued interest during Fiscal Year 1997, which became available at the start of Fiscal Year 1998.

²Includes interest accrued and unobligated in Fiscal Year 1998.

**U.S. North American Wetlands Conservation Act Projects Arrayed by State
Federal and Partner Dollars Invested 1998-1999
[Section 10(2)]**

| Project Title | State | Project Type | Grant Amount | Partner Amount | Total Amount | Date Approved |
|---|--------------------|--------------|--------------------|---------------------|---------------------|---------------|
| Kenai River Habitat Protection | AK | A | \$800,000 | \$1,636,975 | \$2,436,975 | 06/23/99 |
| Total | | | \$800,000 | \$1,636,975 | \$2,436,975 | |
| Lower Mississippi Valley Ecosystem | AR, KY, LA, MS, TN | A, R, E | \$955,898 | \$2,288,736 | \$3,244,634 | 09/15/98 |
| Point Remove Wetland | AR | A, R, E | \$667,429 | \$1,345,957 | \$2,013,386 | 06/23/99 |
| Total | | | \$1,623,327 | \$3,634,693 | \$5,258,020 | |
| Lower Colorado and Lower Gila River Wetlands | AZ | A, R | \$824,100 | \$3,651,350 | \$4,475,450 | 03/17/99 |
| Maverick and Ess Spring Cienegas Restoration | AZ | R | \$26,000 | \$33,770 | \$59,770 | 09/15/98 |
| Total | | | \$850,100 | \$3,685,120 | \$4,535,220 | |
| California North Coast Wetland Habitat | CA | A, R, E | \$358,812 | \$927,265 | \$1,286,077 | 09/15/98 |
| Cosumnes River Howard Ranch Acquisition | CA | A | \$420,000 | \$13,985,000 | \$14,405,000 | 03/17/99 |
| Dry Creek Watershed Land Acquisition | CA | A | \$50,000 | \$139,700 | \$189,700 | 09/15/98 |
| North Central Valley Wetland Habitat Phase II | CA | A, R, E | \$869,778 | \$14,648,758 | \$15,518,536 | 03/17/99 |
| Rodman Ranch and Slough Acquisition | CA | A | \$50,000 | \$1,175,000 | \$1,225,000 | 09/15/98 |
| Rush Creek/Cemetery Marsh | CA | R | \$48,000 | \$123,000 | \$171,000 | 09/17/97 |
| Stenner Springs Property Acquisition | CA | A | \$10,000 | \$60,000 | \$70,000 | 09/17/97 |
| Total | | | \$1,806,590 | \$31,058,723 | \$32,865,313 | |
| San Luis Valley Wetland Restoration Phase I | CO | A, R, E | \$1,000,000 | \$3,424,005 | \$4,424,005 | 03/17/99 |
| Uncompahgre River Wetland | CO | A, R, E, O | \$400,000 | \$2,176,000 | \$2,576,000 | 09/17/97 |
| XY Ranch Moist Soil Impoundment | CO | R | \$47,000 | \$101,954 | \$148,954 | 09/17/97 |
| Total | | | \$1,447,000 | \$5,701,959 | \$7,148,959 | |
| Calcareous Wetlands of Southwestern New England | CT, MA | A, O, R | \$1,000,000 | \$3,081,910 | \$4,081,910 | 03/04/98 |
| Lower Connecticut River Wetland Restoration | CT | R | \$224,918 | \$442,289 | \$667,207 | 03/04/98 |
| Quinnipiac Meadows Acquisition | CT | A | \$15,000 | \$47,000 | \$62,000 | 09/15/98 |
| Total | | | \$1,239,918 | \$3,571,199 | \$4,811,117 | |
| Chesapeake Bay Initiative | DE, MD, PA, VA | R, O | \$1,000,000 | \$9,653,750 | \$10,653,750 | 03/17/99 |
| Total | | | \$1,000,000 | \$9,653,750 | \$10,653,750 | |
| Kissimmee Prairie Ecosystem | FL | A, R, E | \$997,456 | \$9,328,401 | \$10,325,857 | 09/15/98 |
| Total | | | \$997,456 | \$9,328,401 | \$10,325,857 | |
| Montane Wetland Restoration for Hawaiian Duck | HI | R | \$50,000 | \$394,400 | \$444,400 | 09/17/97 |
| Total | | | \$50,000 | \$394,400 | \$444,400 | |
| Eagle Lake II | IA | A, R | \$400,000 | \$695,370 | \$1,095,370 | 03/17/99 |
| Iowa Great Lakes III | IA, MN | A, R | \$600,000 | \$947,250 | \$1,547,250 | 09/17/97 |
| Total | | | \$1,000,000 | \$1,642,620 | \$2,642,620 | |
| Bear Lake NWR | ID | R | \$467,897 | \$1,160,000 | \$1,627,897 | 09/17/97 |
| Hyatt Wetlands Acquisition | ID | A | \$50,000 | \$1,329,876 | \$1,379,876 | 09/17/97 |
| Teton River Basin Wetlands | ID | A, R | \$655,000 | \$1,533,100 | \$2,188,100 | 03/04/98 |
| Total | | | \$1,172,897 | \$4,022,976 | \$5,195,873 | |

Multi-state projects are listed in each state where they occur. Full figures are given with each listing.

**U.S. North American Wetlands Conservation Act Projects Arrayed by State
Federal and Partner Dollars Invested 1998-1999
[Section 10(2)]**

| Project Title | State | Project Type | Grant Amount | Partner Amount | Total Amount | Date Approved |
|--|--------------------|--------------|--------------------|---------------------|---------------------|---------------|
| Meredosia Wetland Complex | IL | A, R | \$524,556 | \$1,828,444 | \$2,353,000 | 03/04/98 |
| Total | | | \$524,556 | \$1,828,444 | \$2,353,000 | |
| Elkhart Environmental Center | IN | A, R | \$50,000 | \$94,255 | \$144,255 | 09/17/97 |
| Indiana Grand Kankakee Marsh III | IN | A, R, E | \$1,000,000 | \$3,961,780 | \$4,961,780 | 09/15/98 |
| Southern Lake Michigan Coastal Wetlands II | IN | A, R, E | \$1,000,000 | \$4,239,715 | \$5,239,715 | 03/04/98 |
| Southwest Indiana Four Rivers II | IN | A, R, E, O | \$625,000 | \$1,782,771 | \$2,407,771 | 09/17/97 |
| Total | | | \$2,675,000 | \$10,078,521 | \$12,753,521 | |
| McPherson Valley Wetlands III | KS | A, R | \$297,759 | \$849,500 | \$1,147,259 | 09/15/98 |
| Wetlands and Riparian Zones | KS | R | \$10,000 | \$190,000 | \$200,000 | 09/17/98 |
| Total | | | \$307,759 | \$1,039,500 | \$1,347,259 | |
| Latourneau Woods Acquisition and Development | KY | A, R, E | \$1,000,000 | \$1,851,500 | \$2,851,500 | 06/23/99 |
| Lower Mississippi Valley Ecosystem | KY, AR, LA, MS, TN | A, R, E | \$955,898 | \$2,288,736 | \$3,244,634 | 09/15/98 |
| Total | | | \$1,955,898 | \$4,140,236 | \$6,096,134 | |
| Big Branch Marsh III | LA | A, E, O | \$1,000,000 | \$2,050,000 | \$3,050,000 | 09/17/97 |
| Cameron-Creole Watershed Marsh Terracing | LA | R | \$50,000 | \$277,000 | \$327,000 | 09/15/98 |
| Pontchartrain Wetlands | LA | A, E | \$1,000,000 | \$4,550,500 | \$5,550,500 | 09/17/97 |
| Pontchartrain Wetlands II | LA | A | \$1,000,000 | \$4,020,000 | \$5,020,000 | 09/15/98 |
| Lower Mississippi Valley Ecosystem | LA, AR, KY, MS, TN | A, R, E | \$955,898 | \$2,288,736 | \$3,244,634 | 09/15/98 |
| Total | | | \$4,005,898 | \$13,186,236 | \$17,192,134 | |
| Calcareous Wetlands of Southwestern New England | MA, CT | A, O, R | \$1,000,000 | \$3,081,910 | \$4,081,910 | 03/04/98 |
| North River Tidal Freshwater Marsh | MA | A, O | \$50,000 | \$97,000 | \$147,000 | 09/15/98 |
| Total | | | \$1,050,000 | \$3,178,910 | \$4,228,910 | |
| Chesapeake Bay Initiative | MD, DE, PA, VA | R, O | \$1,000,000 | \$9,653,750 | \$10,653,750 | 03/17/99 |
| Conquest Farm Acquisition, Restoration, and Enhancement | MD | A, R, E | \$1,000,000 | \$2,091,300 | \$3,091,300 | 03/04/98 |
| Conquest Farm Acquisition, Restoration, and Enhancement II | MD | A, R, E | \$1,000,000 | \$3,232,000 | \$4,232,000 | 09/15/98 |
| Wolf Swamp Habitat Restoration | MD | R | \$17,500 | \$24,641 | \$42,141 | 09/17/97 |
| Total | | | \$3,017,500 | \$15,001,691 | \$18,019,191 | |
| Merrymeeting Bay II | ME | A | \$700,000 | \$735,100 | \$1,435,100 | 09/17/97 |
| Spruce Point Conservation | ME | A | \$37,500 | \$50,000 | \$87,500 | 09/17/97 |
| Total | | | \$737,500 | \$785,100 | \$1,522,600 | |
| Mitchell Creek Preserve | MI | A | \$22,000 | \$22,500 | \$44,500 | 09/15/98 |
| Saginaw Bay Wetland Initiative | MI | A, O, R | \$774,750 | \$2,420,750 | \$3,195,500 | 09/17/97 |
| Silver River Wetlands Restoration | MI | A, R | \$50,000 | \$140,074 | \$190,074 | 09/15/98 |
| Superior Township Wetlands Acquisition | MI | A | \$50,000 | \$958,150 | \$1,008,150 | 09/15/98 |
| Total | | | \$896,750 | \$3,541,474 | \$4,438,224 | |

Multi-state projects are listed in each state where they occur. Full figures are given with each listing.

**U.S. North American Wetlands Conservation Act Projects Arrayed by State
Federal and Partner Dollars Invested 1998-1999
[Section 10(2)]**

| Project Title | State | Project Type | Grant Amount | Partner Amount | Total Amount | Date Approved |
|---|-----------------------|--------------|--------------------|--------------------|---------------------|---------------|
| Black Rush Lake Waterfowl Protection Area | MN | A, R, O | \$50,000 | \$1,135,694 | \$1,185,694 | 09/17/97 |
| Grass Lake II | MN | A, R, E | \$785,000 | \$3,486,311 | \$4,271,311 | 09/17/97 |
| Heron Lake II | MN | A, R, E | \$740,000 | \$1,698,500 | \$2,438,500 | 09/15/98 |
| Iowa Great Lakes III | MN, IA | A, R | \$600,000 | \$947,250 | \$1,547,250 | 09/17/97 |
| North Star 2000 | MN | A, R | \$22,000 | \$162,500 | \$184,500 | 09/17/97 |
| Prairie Wetland Heritage Conservation Initiative | MN | A, R, E | \$785,500 | \$1,917,130 | \$2,702,630 | 03/04/98 |
| Red Lake Farm II | MN | A, R, E | \$177,000 | \$388,050 | \$565,050 | 03/04/98 |
| Total | | | \$3,159,500 | \$9,735,435 | \$12,894,935 | |
| Four Rivers Wetland II | MO | A, R, E | \$973,423 | \$6,314,307 | \$7,287,730 | 09/15/98 |
| Settles Ford Conservation Area | MO | A, R, E | \$750,000 | \$2,770,000 | \$3,520,000 | 09/17/97 |
| Total | | | \$1,723,423 | \$9,084,307 | \$10,807,730 | |
| Lower Mississippi Valley Ecosystem | MS, AR, KY, LA, TN | A, R, E | \$955,898 | \$2,288,736 | \$3,244,634 | 09/15/98 |
| Total | | | \$955,898 | \$2,288,736 | \$3,244,634 | |
| Beaverhead Wetland | MT | A, R, E | \$1,000,000 | \$2,690,000 | \$3,690,000 | 09/15/98 |
| Total | | | \$1,000,000 | \$2,690,000 | \$3,690,000 | |
| Clarke Creek Wetlands & Rookery | NC | A | \$45,000 | \$65,000 | \$110,000 | 09/15/98 |
| Total | | | \$45,000 | \$65,000 | \$110,000 | |
| Conservation Reserve Program Wetland Restoration | ND | R, O | \$330,000 | \$722,000 | \$1,052,000 | 03/04/98 |
| Missouri Coteau Habitat | ND | A, E | \$1,000,000 | \$3,149,315 | \$4,149,315 | 09/15/98 |
| Mouse River Watershed II | ND | A, R, E, O | \$202,000 | \$522,808 | \$724,808 | 03/04/98 |
| Northern Coteau Wetland Acquisition and Enhancement II | ND | A, R, E, O | \$600,000 | \$796,571 | \$1,396,571 | 09/17/97 |
| North Dakota Drift Prairie Wetland Enhancement II | ND | A, R, E, O | \$648,722 | \$889,766 | \$1,538,488 | 09/15/98 |
| North Dakota Great Plains II | ND | O | \$108,000 | \$401,783 | \$509,783 | 03/17/99 |
| Total | | | \$2,888,722 | \$6,482,243 | \$9,370,965 | |
| Drover Island Wetland | NE | A, R, E | \$226,700 | \$802,310 | \$1,029,010 | 03/04/98 |
| Heron Haven Wetland Restoration | NE | R | \$44,000 | \$44,000 | \$88,000 | 09/15/98 |
| Total | | | \$270,700 | \$846,310 | \$1,117,010 | |
| Great Bay Estuary II | NH | A, R | \$700,000 | \$836,750 | \$1,536,750 | 03/04/98 |
| Upper Valley Connecticut River Wetland | NH, VT | A, R | \$300,000 | \$675,000 | \$975,000 | 03/04/98 |
| Total | | | \$1,000,000 | \$1,511,750 | \$2,511,750 | |
| Biological Control of Purple Loosestrife at Fallkill Park | NY | R | \$5,000 | \$6,720 | \$11,720 | 09/15/98 |
| Lake Champlain Wetlands II | NY, VT | A | \$800,000 | \$1,824,017 | \$2,624,017 | 09/17/97 |
| Montezuma Wetlands Complex III | NY | A, R, E | \$999,500 | \$2,028,460 | \$3,027,960 | 03/17/99 |
| Total | | | \$1,804,500 | \$3,859,197 | \$5,663,697 | |
| Big Island Wetlands Restoration | OH | A, R | \$993,450 | \$3,931,070 | \$4,924,520 | 09/17/97 |
| Total | | | \$993,450 | \$3,931,070 | \$4,924,520 | |

Multi-state projects are listed in each state where they occur. Full figures are given with each listing.

**U.S. North American Wetlands Conservation Act Projects Arrayed by State
Federal and Partner Dollars Invested 1998-1999
[Section 10(2)]**

| Project Title | State | Project Type | Grant Amount | Partner Amount | Total Amount | Date Approved |
|--|--------------------|--------------|--------------------|---------------------|---------------------|---------------|
| Hackberry Flat III | OK | A, R, E | \$940,848 | \$2,425,538 | \$3,366,386 | 03/04/98 |
| Total | | | \$940,848 | \$2,425,538 | \$3,366,386 | |
| Lower Columbia River II | OR, WA | A, R, E | \$994,000 | \$6,909,000 | \$7,903,000 | 09/15/98 |
| Tualatin River Valley Ecosystem | OR | A, R, E | \$425,000 | \$900,000 | \$1,325,000 | 03/04/98 |
| Total | | | \$1,419,000 | \$7,809,000 | \$9,228,000 | |
| Chesapeake Bay Initiative | PA, DE, MD, VA | R, O | \$1,000,000 | \$9,653,750 | \$10,653,750 | 03/17/99 |
| Tamarack Swamp - Foley Tract | PA | A | \$20,000 | \$60,000 | \$80,000 | 09/15/98 |
| Total | | | \$1,020,000 | \$9,713,750 | \$10,733,750 | |
| Block Island Migratory Bird Wetlands Partnership | RI | A | \$1,000,000 | \$4,464,000 | \$5,464,000 | 09/15/98 |
| East Bay Habitat Protection Phase I | RI | A | \$320,000 | \$742,773 | \$1,062,773 | 03/17/99 |
| South Shore Habitat Protection II | RI | A | \$1,342,100 | \$3,812,100 | \$5,154,200 | 09/15/98 |
| South Shore Habitat Protection III | RI | A | \$230,000 | \$619,000 | \$849,000 | 03/17/99 |
| Total | | | \$2,892,100 | \$9,637,873 | \$12,529,973 | |
| Carolina Bay Nature Reserve | SC | A | \$40,000 | \$270,000 | \$310,000 | 09/17/97 |
| Jocassee Gorge Project | SC | A | \$1,000,000 | \$59,917,859 | \$60,917,859 | 09/15/98 |
| Total | | | \$1,040,000 | \$60,187,859 | \$61,227,859 | |
| Crow Creek Watershed | SD | A, O | \$114,500 | \$154,600 | \$269,100 | 03/04/98 |
| James River Lowlands Acquisition | SD | A | \$150,000 | \$300,000 | \$450,000 | 03/04/98 |
| Wetland Development on Private Lands III | SD | O | \$984,000 | \$1,456,280 | \$2,440,280 | 09/17/97 |
| Total | | | \$1,248,500 | \$1,910,880 | \$3,159,380 | |
| Big Swan Creek Headwater Protection - Star Branch Acquisition | TN | A, R | \$26,500 | \$97,900 | \$124,400 | 09/15/98 |
| Lower Mississippi Valley Ecosystem | TN, AR, KY, LA, MS | A, R, E | \$955,898 | \$2,288,736 | \$3,244,634 | 09/15/98 |
| Total | | | \$982,398 | \$2,386,636 | \$3,369,034 | |
| Aransas Refuge Wetlands | TX | R | \$22,000 | \$57,882 | \$79,882 | 09/17/97 |
| Audubon Center Historic Wetland Restoration | TX | R | \$49,322 | \$80,861 | \$130,183 | 09/15/98 |
| Austins Woods/Brazoria National Wildlife Refuge Complex | TX | A | \$361,350 | \$361,350 | \$722,700 | 03/04/98 |
| Big Lake Bottom | TX | A | \$146,259 | \$303,000 | \$449,259 | 03/17/99 |
| Cactus Playa Protection and Enhancement | TX | A, R, E, O | \$462,850 | \$2,765,844 | \$3,228,694 | 09/17/97 |
| Dollar Bay Wetlands Preservation | TX | A | \$853,418 | \$1,343,000 | \$2,196,418 | 03/17/99 |
| Katy Prairie Initiative | TX | A | \$744,000 | \$1,116,000 | \$1,860,000 | 03/04/98 |
| Wetlands Restoration and Enhancement of Private Lands, Texas Gulf Coast II | TX | E, R | \$387,175 | \$1,432,253 | \$1,819,428 | 09/17/97 |
| Total | | | \$3,026,374 | \$7,460,190 | \$10,486,564 | |
| Great Salt Lake Wetlands | UT | A, R | \$987,099 | \$3,197,107 | \$4,184,206 | 09/15/98 |
| Total | | | \$987,099 | \$3,197,107 | \$4,184,206 | |

Multi-state projects are listed in each state where they occur. Full figures are given with each listing.

**U.S. North American Wetlands Conservation Act Projects Arrayed by State
Federal and Partner Dollars Invested 1998-1999
[Section 10(2)]**

| Project Title | State | Project Type | Grant Amount | Partner Amount | Total Amount | Date Approved |
|--|-------------------|--------------|--------------------|---------------------|---------------------|---------------|
| Chesapeake Bay Initiative | VA, DE, MD, PA | R, O | \$1,000,000 | \$9,653,750 | \$10,653,750 | 03/17/99 |
| Huntley Meadows Park Wetland Restoration | VA | R | \$11,775 | \$13,101 | \$24,876 | 09/17/97 |
| North Landing River III | VA | A, O, R | \$819,737 | \$1,126,600 | \$1,946,337 | 09/17/97 |
| Total | | | \$1,831,512 | \$10,793,451 | \$12,624,963 | |
| St. Croix Marine Bioreserve | VI | A, O | \$500,000 | \$2,944,500 | \$3,444,500 | 03/17/99 |
| Total | | | \$500,000 | \$2,944,500 | \$3,444,500 | |
| Lake Chaplain Wetlands II | VT, NY | A | \$800,000 | \$1,824,017 | \$2,624,017 | 09/17/97 |
| Upper Valley Connecticut River Wetland | VT, NH | A, R | \$300,000 | \$675,000 | \$975,000 | 03/04/98 |
| Total | | | \$1,100,000 | \$2,499,017 | \$3,599,017 | |
| Columbia Land Trust Washougal Gateway Property | WA | A | \$50,000 | \$215,000 | \$265,000 | 09/15/98 |
| Hines Marsh Restoration | WA | R | \$35,000 | \$39,047 | \$74,047 | 09/15/98 |
| Lower Columbia River II | WA, OR | A, R, E | \$994,000 | \$6,909,000 | \$7,903,000 | 09/15/98 |
| Sequim Bay Wetland Conservation | WA | A, R, E | \$400,000 | \$1,164,750 | \$1,564,750 | 03/17/99 |
| Upper Wenatchee Basin Wetland Restoration and Enhancement | WA | E, R | \$10,150 | \$23,650 | \$33,800 | 09/15/98 |
| Wollochet Estuary | WA | A | \$22,500 | \$83,300 | \$105,800 | 09/15/98 |
| Total | | | \$1,511,650 | \$8,434,747 | \$9,946,397 | |
| Glacial Habitat Restoration Area Phase III | WI | A, R, E | \$1,000,000 | \$2,107,500 | \$3,107,500 | 03/17/99 |
| Huiras Lake Natural Area Acquisition | WI | A, R, E | \$50,000 | \$343,500 | \$393,500 | 09/15/98 |
| Lowney-Rohan Wetland | WI | A, R | \$12,500 | \$45,500 | \$58,000 | 09/15/98 |
| Schoenbergs Marsh | WI | A, R | \$35,000 | \$122,200 | \$157,200 | 09/17/97 |
| Southeast Wisconsin Coastal Habitat Initiative II | WI | A, R, E | \$648,170 | \$1,301,289 | \$1,949,459 | 09/15/98 |
| Superior Coastal Wetland Initiative | WI | A, R, E | \$878,000 | \$3,255,170 | \$4,133,170 | 09/15/98 |
| Wisconsin Northwest Pothole II | WI | A, R, E | \$912,600 | \$2,804,800 | \$3,717,400 | 09/17/97 |
| Total | | | \$3,536,270 | \$9,979,959 | \$13,516,229 | |

Multi-state projects are listed in each state where they occur. Full figures are given with each listing.

**Canadian North American Wetlands Conservation Act Projects Arrayed by Province
Federal and Partner Dollars Invested 1998-1999
[Section 10(2)]**

| Project Title | Province | Project Type | Grant Amount | Partner Amount | Total Amount | Date Approved |
|--|----------|--------------|---------------------|---------------------|---------------------|---------------|
| Alberta Habitat Project | AB | A, E, O | \$3,387,750 | \$3,950,250 | \$7,338,000 | 9/17/97 |
| Alberta Habitat Project | AB | A, E, O | \$1,613,250 | \$2,280,750 | \$3,894,000 | 6/17/98 |
| Alberta Habitat Project | AB | A, E, O | \$3,080,000 | \$3,455,000 | \$6,535,000 | 9/15/98 |
| Alberta Habitat Project | AB | A, E, O | \$2,434,193 | \$3,235,521 | \$5,669,714 | 6/23/99 |
| Total | | | \$10,515,193 | \$12,921,521 | \$23,436,714 | |
| Conservation of Wetlands and Associated Upland Habitats | BC | A, O | \$660,000 | \$1,260,000 | \$1,920,000 | 9/17/97 |
| Conservation of Wetlands and Associated Upland Habitats | BC | A, E, O | \$314,250 | \$942,750 | \$1,257,000 | 6/17/98 |
| Conservation of Wetlands and Associated Upland Habitats | BC | A, E, O | \$600,000 | \$2,250,000 | \$2,850,000 | 9/15/98 |
| Conservation of Wetlands and Associated Upland Habitats | BC | A, E, O | \$474,193 | \$743,605 | \$1,217,798 | 6/23/99 |
| Total | | | \$2,048,443 | \$5,196,355 | \$7,244,798 | |
| Manitoba Pothole Plus Project | MB | A, E, O | \$180,000 | \$216,000 | \$396,000 | 6/17/98 |
| Manitoba Pothole Plus Project | MB | A, E, O | \$189,970 | \$226,582 | \$416,552 | 6/23/99 |
| Manitoba Prairie Parkland Project | MB | A, E, O | \$1,694,250 | \$1,733,250 | \$3,427,500 | 9/17/97 |
| Manitoba Prairie Parkland Project | MB | A, E, O | \$626,250 | \$641,250 | \$1,267,500 | 6/17/98 |
| Manitoba Prairie Parkland Project | MB | A, E, O | \$1,540,000 | \$1,582,000 | \$3,122,000 | 9/15/98 |
| Manitoba Prairie Parkland Project | MB | A, E, O | \$1,027,220 | \$1,173,669 | \$2,200,889 | 6/23/99 |
| Total | | | \$5,257,690 | \$5,572,751 | \$10,830,441 | |
| New Brunswick Wetlands Conservation | NB | A, E, O | \$178,500 | \$299,250 | \$477,750 | 9/17/97 |
| New Brunswick Wetlands Conservation | NB | A, E, O | \$81,000 | \$140,250 | \$221,250 | 6/17/98 |
| New Brunswick Wetlands Conservation | NB | A, E, O | \$170,250 | \$285,000 | \$455,250 | 9/15/98 |
| New Brunswick Wetlands Conservation | NB | A, E, O | \$134,706 | \$224,510 | \$359,216 | 6/23/99 |
| Total | | | \$564,456 | \$949,010 | \$1,513,466 | |
| Coastal and Inland Freshwater Wetlands | NF | A, E, O | \$67,925 | \$113,209 | \$181,134 | 9/17/97 |
| Coastal and Inland Freshwater Wetlands | NF | A, E, O | \$124,687 | \$241,087 | \$365,774 | 6/17/98 |
| Newfoundland and Labrador Coastal and Inland Freshwater Wetlands | NF | A, E, O | \$83,587 | \$139,542 | \$223,129 | 6/23/99 |
| Western Newfoundland and Labrador | NF | A, E, O | \$24,000 | \$40,500 | \$64,500 | 6/17/98 |
| Total | | | \$300,199 | \$534,338 | \$834,537 | |
| Nova Scotia Coastal and Inland | NS | A, E, O | \$127,500 | \$215,250 | \$342,750 | 9/17/97 |
| Nova Scotia Coastal and Inland | NS | A, E, O | \$57,000 | \$134,250 | \$191,250 | 6/17/98 |
| Nova Scotia Coastal and Inland | NS | A, E, O | \$123,750 | \$222,000 | \$345,750 | 9/15/98 |
| Nova Scotia Coastal and Inland | NS | A, E, O | \$97,403 | \$169,246 | \$266,649 | 6/23/99 |
| Total | | | \$405,653 | \$740,746 | \$1,146,399 | |

**Canadian North American Wetlands Conservation Act Projects Arrayed by Province
Federal and Partner Dollars Invested 1998-1999
[Section 10(2)]**

| Project Title | Province | Project Type | Grant Amount | Partner Amount | Total Amount | Date Approved |
|---|----------|--------------|---------------------|---------------------|---------------------|---------------|
| Ontario Great Lakes - St. Lawrence Project | ON | A, O | \$26,250 | \$138,750 | \$165,000 | 6/17/98 |
| Ontario Regional Project | ON | A, E, O | \$860,250 | \$1,134,750 | \$1,995,000 | 9/17/97 |
| Ontario Regional Project | ON | A, E, O | \$419,250 | \$669,750 | \$1,089,000 | 6/17/98 |
| Ontario Regional Project | ON | A, E, O | \$756,000 | \$1,354,500 | \$2,110,500 | 9/15/98 |
| Ontario Regional Project | ON | A, E, O | \$671,458 | \$1,227,551 | \$1,899,009 | 6/23/99 |
| Private Wetland Stewardship in the Great Lakes/ St. Lawrence | ON | A, E | \$75,000 | \$206,250 | \$281,250 | 9/17/97 |
| Private Wetland Stewardship in the Great Lakes/ St. Lawrence | ON | A, E, O | \$93,750 | \$285,000 | \$378,750 | 9/15/98 |
| Total | | | \$2,901,958 | \$5,016,551 | \$7,918,509 | |
| Prince Edward Island Wetlands in Agricultural Landscapes | PE | A, E | \$93,750 | \$180,000 | \$273,750 | 9/17/97 |
| Prince Edward Island Wetlands in Agricultural Landscapes | PE | A, E, O | \$44,250 | \$78,000 | \$122,250 | 6/17/98 |
| Prince Edward Island Wetlands in Agricultural Landscapes | PE | A, E, O | \$84,750 | \$241,500 | \$326,250 | 9/15/98 |
| Prince Edward Island Wetlands in Agricultural Landscapes | PE | A, E, O | \$67,215 | \$112,393 | \$179,608 | 6/23/99 |
| Total | | | \$289,965 | \$611,893 | \$901,858 | |
| Qubec - St. Lawrence | QC | A, E, O | \$467,475 | \$901,725 | \$1,369,200 | 9/17/97 |
| Qubec - St. Lawrence | QC | A, E, O | \$222,600 | \$551,850 | \$774,450 | 6/17/98 |
| Qubec - St. Lawrence | QC | A, E, O | \$425,025 | \$897,525 | \$1,322,550 | 9/15/98 |
| Qubec - St. Lawrence | QC | A, E, O | \$335,867 | \$753,318 | \$1,089,185 | 6/23/99 |
| Total | | | \$1,450,967 | \$3,104,418 | \$4,555,385 | |
| Saskatchewan Habitat Programs | SK | A, E, O | \$3,258,000 | \$3,459,000 | \$6,717,000 | 9/17/97 |
| Saskatchewan Habitat Programs | SK | A, E, O | \$1,601,250 | \$1,701,000 | \$3,302,250 | 6/17/98 |
| Saskatchewan Habitat Programs | SK | A, E, O | \$2,986,500 | \$3,171,000 | \$6,157,500 | 9/15/98 |
| Saskatchewan Habitat Programs | SK | A, E, O | \$2,425,400 | \$3,137,600 | \$5,563,000 | 6/23/99 |
| Saskatchewan Prairie Shores Program | SK | A, E, O | \$105,950 | \$363,450 | \$469,400 | 9/17/97 |
| Saskatchewan Prairie Shores Program | SK | A, O | \$12,000 | \$24,000 | \$36,000 | 6/17/98 |
| Saskatchewan Prairie Shores Program | SK | A, O | \$93,750 | \$191,250 | \$285,000 | 9/15/98 |
| Saskatchewan Prairie Shores Program | SK | | \$8,635 | \$18,645 | \$27,280 | 6/23/99 |
| Total | | | \$10,491,485 | \$12,065,945 | \$22,557,430 | |

**Mexican North American Wetlands Conservation Act Projects Arrayed by State
Federal and Partner Dollars Invested 1998-1999
[Section 10(2)]**

| Project Title | State | Project Type | Grant Amount | Partner Amount | Total Amount | Date Approved |
|--|---------------|--------------|------------------|------------------|--------------------|---------------|
| Basic Study for Environmental Management of San Quintin Bay | BCN | O | \$23,060 | \$24,632 | \$47,692 | 2/25/98 |
| Participatory Habitat Management and Monitoring Migratory Waterbirds in the Colorado Delta | BCN, SON | R, O | \$194,683 | \$218,183 | \$412,866 | 3/17/99 |
| Public Participation and Restoration in Core Protected Area of the Upper Gulf Coast | BCN, SON | R, O | \$103,191 | \$106,328 | \$209,519 | 3/4/98 |
| Total | | | \$320,934 | \$349,143 | \$670,077 | |
| Building Local Capacity for Nature Tourism and Conservation Development | BCS | O | \$15,000 | \$35,891 | \$50,891 | 2/25/98 |
| Effects of Development and Disturbance on Pacific Black Brant | BCS, SIN | O | \$292,400 | \$307,480 | \$599,880 | 6/17/98 |
| Wetland Management in Hardy River Phase II | BCS, SON | O | \$245,588 | \$246,889 | \$492,477 | 9/17/97 |
| Total | | | \$552,988 | \$590,260 | \$1,143,248 | |
| Establishing a Center for Encountering Wildlife in Mulcab Mangrove | CAM | O | \$12,853 | \$20,000 | \$32,853 | 2/25/98 |
| Identification of Priority Wetland Habitats of Migratory Birds in Culakmul | CAM | O | \$45,978 | \$55,908 | \$101,886 | 9/17/97 |
| Identification of Priority Wetland Habitats of Migratory Birds in Calakmul II | CAM | O | \$32,897 | \$35,101 | \$67,998 | 6/23/99 |
| Inventory and Classification of Critical Wetlands in Mexico | CAM, TAB, YUC | O | \$265,834 | \$297,417 | \$563,251 | 2/25/98 |
| Total | | | \$357,562 | \$408,426 | \$765,988 | |
| Evaluation and Performance Measures of Laguna Babicora | CHIH | O | \$28,357 | \$63,691 | \$92,048 | 3/17/99 |
| Total | | | \$28,357 | \$63,691 | \$92,048 | |
| Conservation and Intergrated Watershed Management in La Encrucijada | CHIS | O | \$90,251 | \$96,853 | \$187,104 | 3/4/98 |
| Conservation and Intergrated Watershed Management in La Sepultura | CHIS | O | \$86,720 | \$114,155 | \$200,875 | 2/25/98 |
| Environmental Status of Wetlands-Playa de Catazaja | CHIS | O | \$42,000 | \$42,000 | \$84,000 | 6/23/99 |
| Total | | | \$218,971 | \$253,008 | \$471,979 | |
| Environmental Planning for Sustainable Development of the Santiaguillo Lagoon | DGO | O | \$203,225 | \$262,992 | \$466,217 | 2/25/98 |
| Total | | | \$203,225 | \$262,992 | \$466,217 | |
| Environmental Restoration and Sustainable Use of Natural Restoration in Silva | GTO | R | \$161,763 | \$222,363 | \$384,126 | 2/25/98 |
| Total | | | \$161,763 | \$222,363 | \$384,126 | |
| The Veracruz Model: an Innovative Approach for Wetland Conservation | NAY | O | \$50,000 | \$53,275 | \$103,275 | 9/15/98 |
| Total | | | \$50,000 | \$53,275 | \$103,275 | |
| Land Use Planning at Bano de San Ignacio Wetland | NL | O | \$78,384 | \$162,650 | \$241,034 | 9/17/97 |
| Total | | | \$78,384 | \$162,650 | \$241,034 | |
| Conservation of Manialtepec Watershed Wetlands | OAX | O | \$39,140 | \$55,750 | \$94,890 | 3/4/98 |
| Protection and Conservation of Chacahua Lagoons National Park | OAX | O | \$55,000 | \$545,440 | \$600,440 | 3/17/99 |
| Total | | | \$94,140 | \$601,190 | \$695,330 | |

Multi-state projects are listed in each state where they occur. Full figures are given with each listing.

**Mexican North American Wetlands Conservation Act Projects Arrayed by State
Federal and Partner Dollars Invested 1998-1999
[Section 10(2)]**

| Project Title | State | Project Type | Grant Amount | Partner Amount | Total Amount | Date Approved |
|---|--------------------------------|--------------|------------------------|------------------------|------------------------|--------------------|
| Community Environmental Action Project | Q.ROO, TAB | R, E, O | \$49,907 | \$52,750 | \$102,657 | 6/17/98 |
| Training Nature Guides and Environmental Educators for Tourism | Q.ROO | O | \$46,312 | \$58,875 | \$105,187 | 2/25/98 |
| Wetland Inventory and Protection within Balaan Ka'ax Reserve | Q.ROO | O | \$43,138 | \$43,490 | \$86,628 | 3/4/98 |
| Total | | | \$139,357 | \$155,115 | \$294,472 | |
| Effects of Development and Disturbance on Pacific Black Brant | SIN, BCS | O | \$292,400 | \$307,480 | \$599,880 | 6/17/98 |
| Joint Venture to Develop and Apply Magangment Plan to Coastal Wetlands | SIN | O | \$168,102 | \$169,000 | \$337,102 | 9/15/98 |
| Total | | | \$460,502 | \$476,480 | \$936,982 | |
| Mangment Plan of San Pedro River | SON | O | \$60,000 | \$63,460 | \$123,460 | 2/25/98 |
| Participatory Habitat Managment and Monitoring Migratory Birds Colorado River Delta | SON, BCN | R, O | \$194,683 | \$218,183 | \$180,316 | 3/17/99 |
| Public Participation and Restoration Wetlands in Core Protected Areas of Upper Gulf | SON, BCN | R, O | \$103,191 | \$106,328 | \$209,519 | 3/4/98 |
| Wetland Managment in Hardy River Phase II | SON, BCS | O | \$245,588 | \$246,889 | \$492,477 | 9/17/97 |
| Wetland Managenmt on Mexico's Sonora Coast Phase IV | SON | O | \$85,316 | \$95,000 | \$412,866 | 6/17/98 |
| Total | | | \$688,778 | \$729,860 | \$1,418,638 | |
| Community Environmental Action Project Inventory and Classification of Critical Wetlands in Mexico | TAB, Q.ROO TAB, CAM, YUC | R, E, O O | \$49,907 \$265,834 | \$52,750 \$297,417 | \$102,657 \$563,251 | 6/17/98 2/25/98 |
| Total | | | \$315,741 | \$350,167 | \$665,908 | |
| Estero de Rio Bravo Wetland Restoration and Environmental Education | TAMPS | R, O | \$49,640 | \$67,420 | \$117,060 | 9/17/97 |
| Restoration, Enhancement and Sustainable Development of La Laguna Wetland | TAMPS | A, R | \$282,050 | \$305,160 | \$587,210 | 3/17/99 |
| Total | | | \$331,690 | \$372,580 | \$704,270 | |
| Community Action Plan for La Mancha-El Llano Conservation and Sustainable Managment of Natural Landscapes in Alvarado | VER VER | O R, O | \$117,297 \$247,219 | \$138,062 \$256,284 | \$255,359 \$503,503 | 2/25/98 9/15/98 |
| Total | | | \$364,516 | \$394,346 | \$758,862 | |
| Bridges and Culverts Construction in Coastal Wetlands | YUC | R | \$247,182 | \$625,000 | \$872,182 | 9/17/97 |
| Bridges and Culverts Contruction in Coastal Roads Yucatan Phase 2 | YUC | R | \$498,429 | \$500,000 | \$998,429 | 9/15/98 |
| Community Monitoring and Hydrological Studies in Wetlands of Ria Lagartos | YUC | O | \$31,460 | \$31,560 | \$63,020 | 9/15/98 |
| Inventory and Classification of Critical Wetlands in Mexico | YUC, CAM, TAB | O | \$265,834 | \$297,417 | \$563,251 | 2/25/98 |
| Restoration of Coastal Wetlands at El Palmar State Reserve Phase II | YUC | R | \$99,827 | \$140,000 | \$239,827 | 9/17/97 |
| Restoration of Coastal Wetlands at El Palmar State Reserve Phase III | YUC | R | \$338,828 | \$470,590 | \$809,418 | 9/15/98 |

Multi-state projects are listed in each state where they occur. Full figures are given with each listing.

**Mexican North American Wetlands Conservation Act Projects Arrayed by State
Federal and Partner Dollars Invested 1998-1999
[Section 10(2)]**

| Project Title | State | Project Type | Grant Amount | Partner Amount | Total Amount | Date Approved |
|--|-------|--------------|--------------------|--------------------|--------------------|---------------|
| Restoration of Peten Tucha and Hydrologic Study of Ria Lagarto and Floodplain | YUC | R, O | \$99,000 | \$101,077 | \$200,077 | 9/17/97 |
| Thematic Cartography for Area Ecological Program for Coastal Wetlands in Yucatan | YUC | O | \$37,437 | \$52,946 | \$90,383 | 2/25/98 |
| Total | | | \$1,617,997 | \$2,218,590 | \$3,836,587 | |



Multi-state projects are listed in each state where they occur. Full figures are given with each listing.

North American Wetlands Conservation Act
projects are recommended by the
North American Wetlands Conservation Council

Mr. Duane Shroufe (Chair), Director, Arizona Game and Fish Department

Ms. Jamie Clark, Director, U.S. Fish and Wildlife Service

Mr. John Cooper, Secretary, South Dakota Department of Game, Fish and Parks

Mr. Alex Echols, Acting Executive Secretary, National Fish and Wildlife Foundation

Ms. KiKu Hoagland Hanes, Board of Directors Member, The Conservation Fund

Ms. Jean W. Hocker, President, The Land Trust Alliance

Mr. Andrew T. Manus, Director, Delaware Division of Fish and Wildlife

Mr. Alan Wentz, Group Manager for Conservation Programs, Ducks Unlimited, Inc.

Mr. Steve Wilson, Director, Arkansas Game and Fish Commission

Mr. Daniel P. Beard (Alternate), Senior Vice President for Public Policy, National Audubon Society

Mr. Michael Dennis (Ex Officio), Vice President and General Counsel, The Nature Conservancy

Mr. David A. Smith (Council Coordinator), Executive Director,
North American Waterfowl and Wetlands Office

and are approved for funding by the

Migratory Bird Conservation Commission

Honorable Bruce Babbitt (Chair), Secretary of the Interior

Honorable John B. Breaux, Senator from Louisiana

Honorable Thad Cochran, Senator from Mississippi

Honorable, John D. Dingell, Representative from Michigan

Honorable Curt Weldon, Representative from Pennsylvania

Honorable Carol M. Browner, Administrator, Environmental Protection Agency

Honorable Daniel R. Glickman, Secretary of Agriculture

The names listed above reflect current membership.

“. . . to conserve North American wetland ecosystems and waterfowl and the other migratory birds and fish and wildlife that depend upon such habitats.”

NORTH AMERICAN WETLANDS CONSERVATION ACT



North American Wetlands Conservation Council



NORTH AMERICAN WETLANDS CONSERVATION COUNCIL

4401 N. FAIRFAX DRIVE, SUITE 110

ARLINGTON, VIRGINIA 22203

PH: 703-358-1784

FAX: 703-358-2282



Printed on recycled paper