
REPORT BY THE U.S.


General Accounting Office

Compilation And Analysis Of The Federal Aviation Administration's Inspection Of A Sample Of Commercial Air Carriers

Variations in the type and frequency of fiscal year 1984 Federal Aviation Administration inspections of a random sample of 92 commercial air carriers were revealed in a GAO analysis requested by two House subcommittee chairmen. GAO will address the reasons for these variations in a future review.



GAO/RCED-85-157
AUGUST 2, 1985





UNITED STATES GENERAL ACCOUNTING OFFICE
WASHINGTON, D.C. 20548

RESOURCES, COMMUNITY,
AND ECONOMIC DEVELOPMENT
DIVISION

B-219729

The Honorable Norman Y. Mineta
Chairman, Subcommittee on Aviation
Committee on Public Works and Transportation
House of Representatives

The Honorable William Lehman
Chairman, Subcommittee on Transportation
Committee on Appropriations
House of Representatives

As requested in your February 5, 1985 letter, and as agreed to during subsequent discussions with your offices, this report provides our compilation and analysis of data concerning the Federal Aviation Administration's (FAA's) inspection of 92 of the approximately 500 of the nation's scheduled commercial air carriers. These data are representative of FAA's inspections of about 350 air carriers during fiscal year 1984. This information was first presented to your offices in a briefing on June 27, 1985.

Our review was directed at FAA's responsibility under the Federal Aviation Act, as amended (49 U.S.C. 1421), to monitor and inspect air carrier operations and maintenance to assure compliance with federal safety regulations and FAA-approved air carrier policies and procedures. FAA's avionics, maintenance, and operations inspectors implement this responsibility by conducting inspections of air carrier personnel, aircraft, and maintenance and other facilities. This report presents information on the type, frequency, and results of FAA's fiscal year 1984 air carrier inspections. As requested, our review did not include FAA's efforts concerning (1) certification and recertification of an air carrier or a carrier's aircraft, facilities, or personnel or (2) FAA's investigations of accidents and incidents.

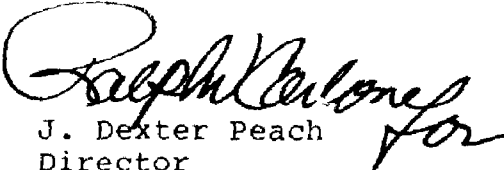
As agreed with your offices, we are addressing your request in two steps. This report provides the results of step one--to obtain data on FAA inspections. As requested, the second step will address, in a separate report, questions raised by the data and analyses presented to you on June 27, 1985.

In addition to charts and tables summarizing the type and frequency of FAA inspections for the sampled air carriers, the results of these inspections, and the distribution and range of the inspections, the report has two appendixes. Appendix I provides details on FAA's inspections and information on fleet size, operating hours, and other data for each sampled air carrier. Appendix II describes in detail our objectives, scope, and methodology.

- - - -

In order to provide you with this report in a timely manner, we did not obtain official written comments from FAA. We did, however, discuss the enclosed data with FAA headquarters staff, including the Associate Administrator for Aviation Standards. We also provided them with drafts of the data collected for this report. In our meeting with the Associate Administrator, he stated that our data would be useful to FAA in implementing its initiative for improving FAA's program for inspecting air carriers. Furthermore, a draft of the type and frequency of FAA inspections for each sampled air carrier, as shown in appendix I, was forwarded to the appropriate FAA office for review.

As arranged with your office, unless you publicly announce its contents earlier, we plan no further release of this report until 30 days from the date of the report. At that time, we will send copies of the report to the Secretary, Department of Transportation; Administrator, FAA; and the Chairman, National Transportation Safety Board. Copies will also be made available to other interested parties upon request.


J. Dexter Peach
Director

C o n t e n t s

		<u>Page</u>
	BRIEFING DOCUMENT ON GAO'S COMPILATION AND ANALYSIS OF THE FEDERAL AVIATION ADMINISTRATION'S INSPECTION OF A SAMPLE OF COMMERCIAL AIR CARRIERS	8
APPENDIX		
I	FISCAL YEAR 1984 FAA INSPECTIONS FOR 92 SAMPLED AIR CARRIERS	54
II	OBJECTIVES, SCOPE, AND METHODOLOGY	147
<u>ILLUSTRATIONS</u>		
CHART		
1	Classification of air carriers in sample	10
2	Comparison of operating hours and FAA inspections, Part 121 air carriers, fiscal year 1984	11
3	Range of FAA inspections, sample of 19 Part 121 air carriers, less than 10,000 operating hours, fiscal year 1984	12
4	Range of FAA inspections, sample of 14 Part 121 air carriers, 10,000-100,000 operating hours, fiscal year 1984	13
5	Range of FAA inspections, sample of 7 Part 121 air carriers, more than 100,000 operating hours, fiscal year 1984	14
6	Comparison of operating hours and FAA inspections, Part 135 air carriers, fiscal year 1984	15
7	Range of FAA inspections, sample of 23 Part 135 air carriers, less than 4,000 operating hours, fiscal year 1984	16
8	Range of FAA inspections, sample of 15 Part 135 air carriers, 4,000-10,000 operating hours, fiscal year 1984	17
9	Range of FAA inspections, sample of 14 Part 135 air carriers, more than 10,000 operating hours, fiscal year 1984	18

		<u>Page</u>
10	Results of FAA inspections, sample of 92 air carriers, fiscal year 1984	19
11	Distribution of inspections by category, sample of 92 air carriers, 5 FAA regions, fiscal year 1984	20
12	Range of inspections by region, 5 FAA regions, fiscal year 1984	21
13	Range of inspections by category, sample, of 40 Part 121 air carriers, fiscal year 1984	22
14	Range of inspections by category, sample of 52 Part 135 air carriers, fiscal year 1984	23

TABLE

1	Summary of FAA inspections, sample of 40 Part 121 air carriers	25
2	Summary of FAA inspections, sample of 52 Part 135 air carriers	26
3	Range of fiscal year 1984 FAA inspections, sample of 19 Part 121 air carriers, less than 10,000 operating hours	27
4	Range of fiscal year 1984 operations inspections, sample of 19 Part 121 air carriers, less than 10,000 operating hours	28
5	Range of fiscal year 1984 maintenance inspections, sample of 19 Part 121 air carriers, less than 10,000 operating hours	29
6	Range of fiscal year 1984 avionics inspections, sample of 19 Part 121 air carriers, less than 10,000 operating hours	30
7	Range of fiscal year 1984 FAA inspections, sample of 14 Part 121 air carriers, between 10,000 and 100,000 operating hours	31
8	Range of fiscal year 1984 operations inspections, sample of 14 Part 121 air carriers, between 10,000 and 100,000 operating hours	32


		<u>Page</u>
9	Range of fiscal year 1984 maintenance inspections, sample of 14 Part 121 air carriers, between 10,000 and 100,000 operating hours	33
10	Range of fiscal year 1984 avionics inspections, sample of 14 Part 121 air carriers, between 10,000 and 100,000 operating hours	34
11	Range of fiscal year 1984 FAA inspections, sample of 7 Part 121 air carriers, more than 100,000 operating hours	35
12	Range of fiscal year 1984 FAA operations inspections, sample of 7 Part 121 air carriers, more than 100,000 operating hours	36
13	Range of fiscal year 1984 FAA maintenance inspections, sample of 7 Part 121 air carriers, more than 100,000 operating hours	37
14	Range of fiscal year 1984 FAA avionics inspections, sample of 7 Part 121 air carriers, more than 100,000 operating hours	37
15	Range of fiscal year 1984 FAA inspections, sample of 23 Part 135 air carriers, less than 4,000 operating hours	38
16	Range of fiscal year 1984 FAA operations inspections, sample of 23 Part 135 air carriers, less than 4,000 operating hours	39
17	Range of fiscal year 1984 FAA maintenance inspections, sample of 23 Part 135 air carriers, less than 4,000 operating hours	40
18	Range of fiscal year 1984 FAA avionics inspections, sample of 23 Part 135 air carriers, less than 4,000 operating hours	41
19	Range of fiscal year 1984 FAA inspections, sample of 15 Part 135 air carriers, between 4,000 and 10,000 operating hours	42
20	Range of fiscal year 1984 FAA operations inspections, sample of 15 Part 135 air carriers, between 4,000 and 10,000 operating hours	43

		<u>Page</u>
21	Range of fiscal year 1984 FAA maintenance inspections, sample of 15 Part 135 air carriers, between 4,000 and 10,000 operating hours	44
22	Range of fiscal year 1984 FAA avionics inspections, sample of 15 Part 135 air carriers, between 4,000 and 10,000 operating hours	45
23	Range of fiscal year 1984 FAA inspections, sample of 14 Part 135 air carriers, greater than 10,000 operating hours	46
24	Range of fiscal year 1984 FAA operations inspections, sample of 14 Part 135 air carriers, greater than 10,000 operating hours	47
25	Range of fiscal year 1984 FAA maintenance inspections, sample of 14 Part 135 air carriers, greater than 10,000 operating hours	48
26	Range of fiscal year 1984 FAA avionics inspections, sample of 14 Part 135 air carriers, greater than 10,000 operating hours	49
27	Results of fiscal year 1984 FAA inspections for 92 sampled air carriers in 5 FAA regions	50
28	Distribution of FAA inspections by inspection category, 5 FAA regions, fiscal year 1984	51
29	Range of total inspections, 5 FAA regions, fiscal year 1984	52
30	Range of inspections by inspection category, 5 FAA regions, fiscal year 1984	53

ABBREVIATIONS

AC	aircraft
A/C MA Record	aircraft maintenance records
CON MA Facility	contract maintenance facility
FAA	Federal Aviation Administration

FY	fiscal year
GAO	General Accounting Office
N/A	not applicable
NATI	National Air Transportation Inspection (conducted by FAA from about 3/1/84 to 6/11/84)
SAT	satisfactory
UNSAT	unsatisfactory



BRIEFING DOCUMENT

**GAO'S COMPILATION AND ANALYSIS OF THE
FEDERAL AVIATION ADMINISTRATION'S INSPECTION OF
A SAMPLE OF COMMERCIAL AIR CARRIERS**

**PREPARED AT THE REQUEST OF THE
SUBCOMMITTEE ON AVIATION, COMMITTEE ON PUBLIC WORKS
AND TRANSPORTATION, AND THE SUBCOMMITTEE ON
TRANSPORTATION, COMMITTEE ON APPROPRIATIONS
HOUSE OF REPRESENTATIVES**

Charts

Fiscal Year 1984 FAA Inspections Sample of 92 Part 121 and Part 135 Air Carriers

The following charts illustrate fiscal year 1984 FAA inspections for the 92 sampled air carriers. FAA inspection data are compared among air carriers within operating hour categories. FAA inspections are presented using the agency's three inspection categories--operations, maintenance, and avionics--and further defined by specific inspection type within each category. Inspection data are also grouped for each of the five FAA regions visited.




CHART 1
CLASSIFICATION OF AIR
CARRIERS IN SAMPLE

PART 121 CARRIERS (40)

- More than 30 passengers
- Payload greater than 7,500 pounds

Less than 10,000 Operating Hours	10,000 to 100,000 Operating Hours	More than 100,000 Operating Hours
19	14	7

PART 135 CARRIERS (52)

- 30 passengers or less
- Payload of 7,500 pounds or less

Less than 4,000 Operating Hours	4,000 to 10,000 Operating Hours	More than 10,000 Operating Hours
23	15	14

CHART 2
COMPARISON OF OPERATING
HOURS AND FAA INSPECTIONS
Part 121 Air Carriers
Fiscal Year 1984

(See Table 1)

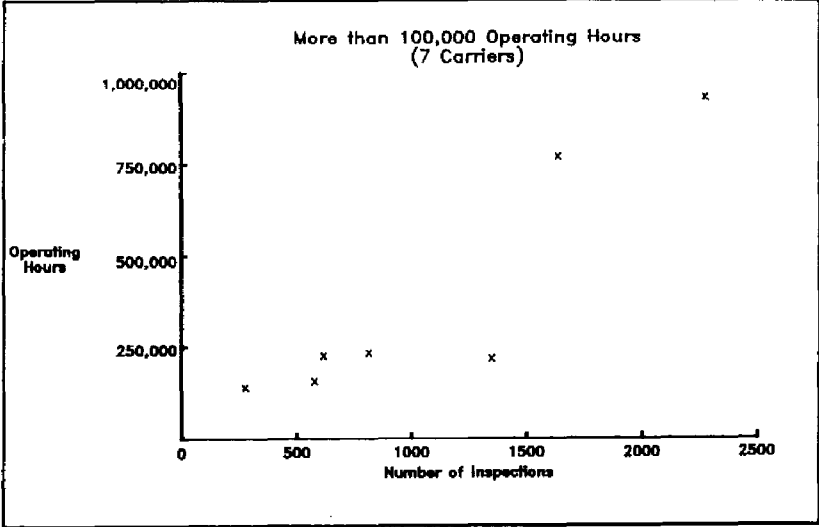
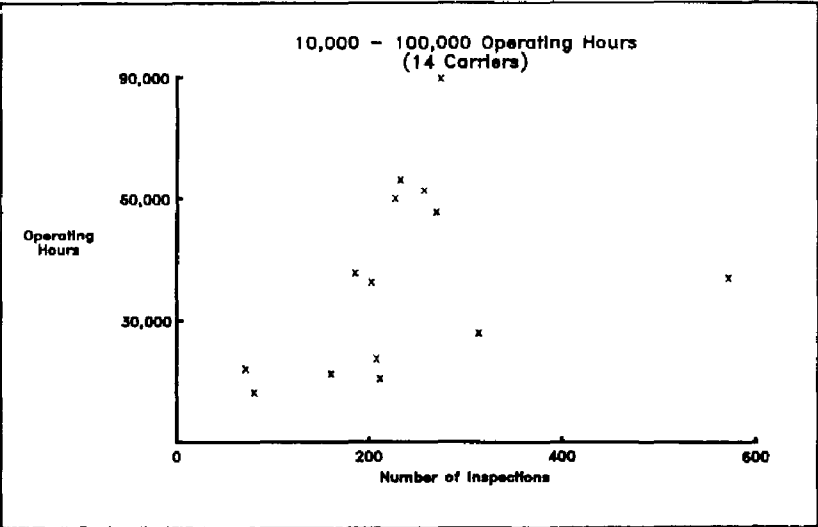
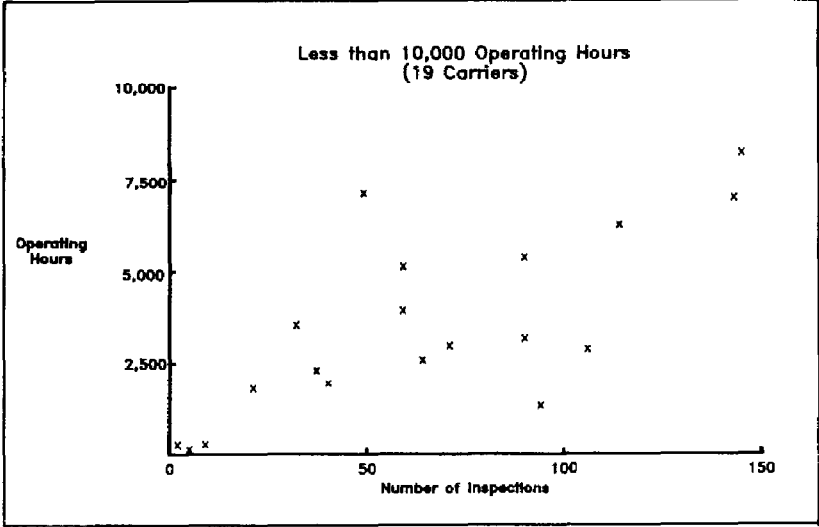
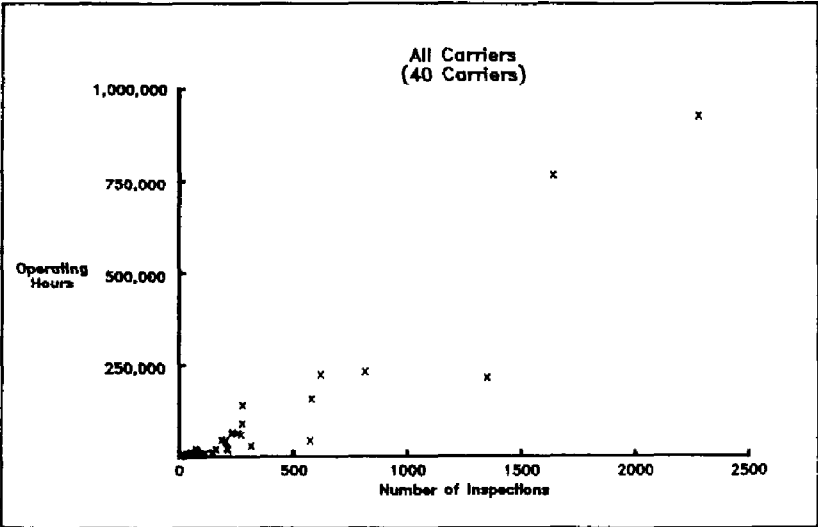


CHART 3
RANGE OF FAA INSPECTIONS
SAMPLE OF 19 PART 121 AIR CARRIERS
Less Than 10,000 Operating Hours
Fiscal Year 1984



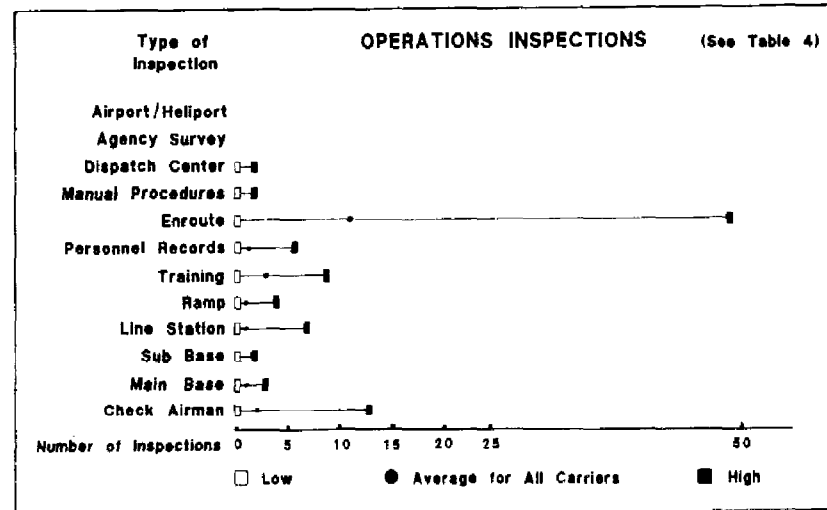
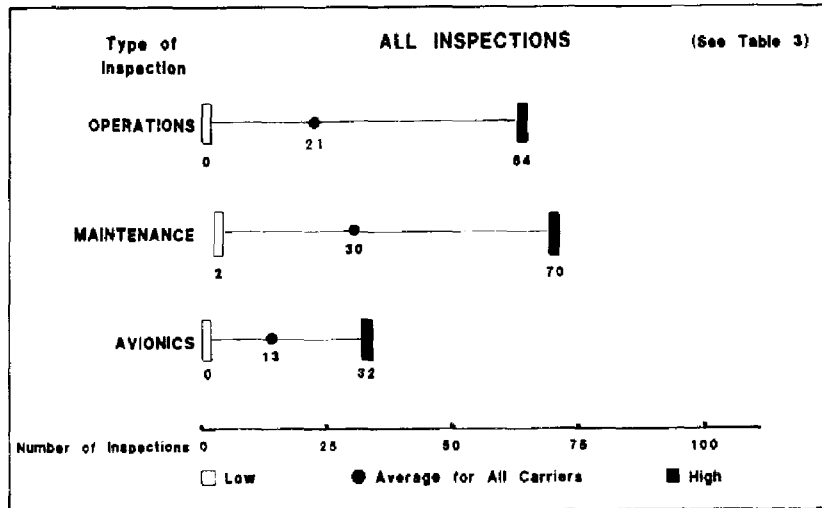


CHART 4
RANGE OF FAA INSPECTIONS
SAMPLE OF 14 PART 121 AIR CARRIERS
10,000-100,000 Operating Hours
Fiscal Year 1984



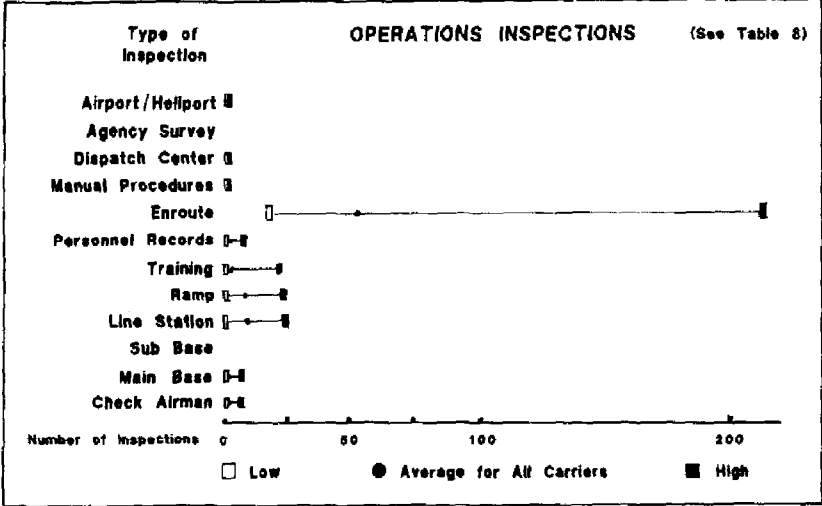
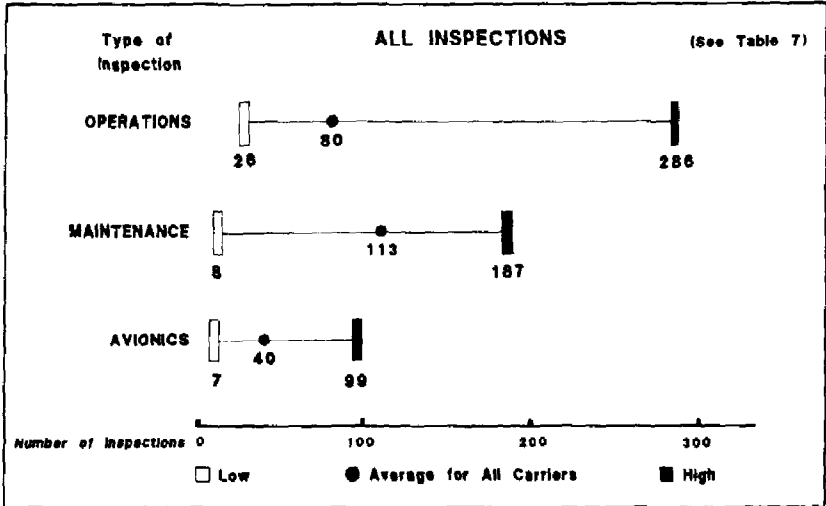


CHART 5
RANGE OF FAA INSPECTIONS
SAMPLE OF 7 PART 121 AIR CARRIERS
More Than 100,000 Operating Hours
Fiscal Year 1984


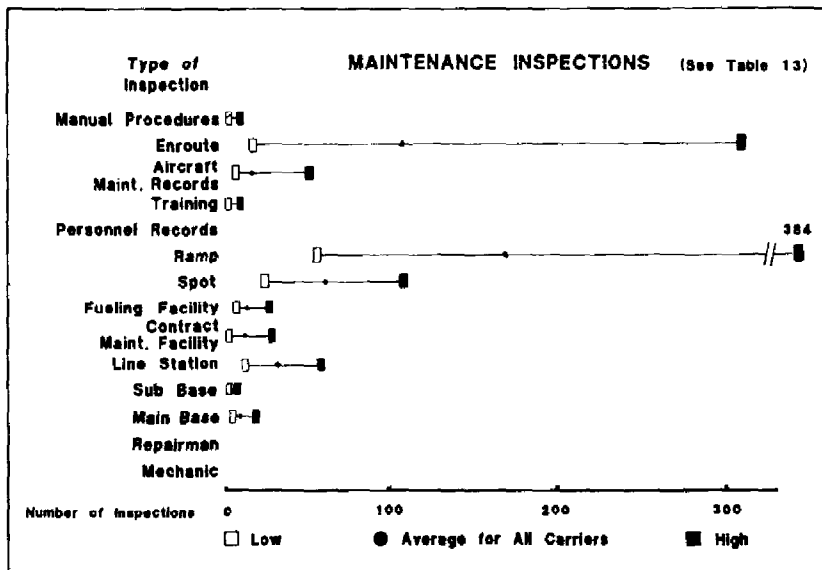
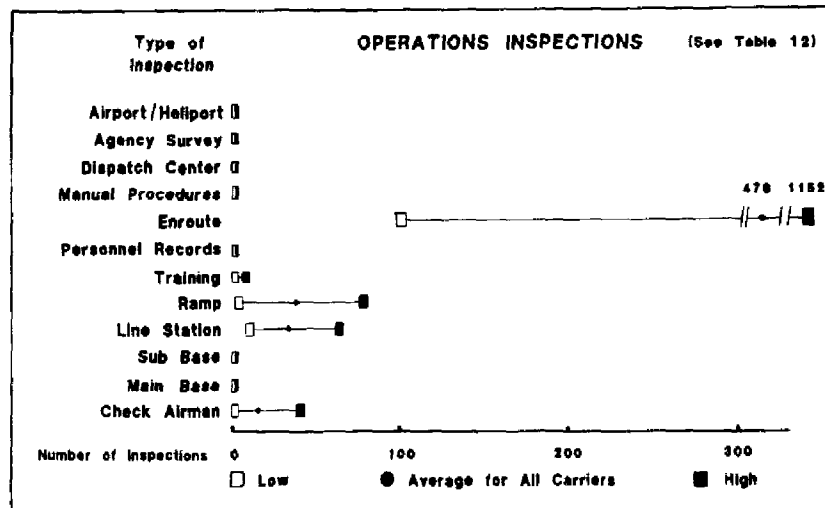
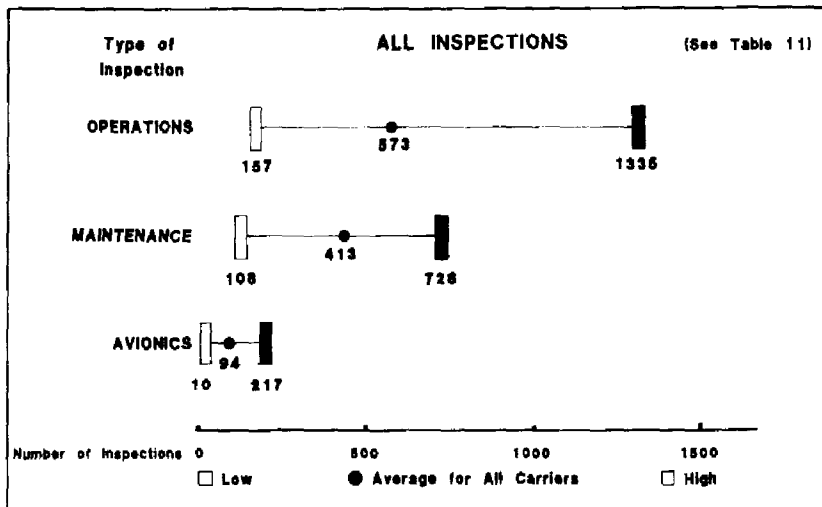


CHART 6
COMPARISON OF OPERATING
HOURS AND FAA INSPECTIONS
Part 135 Air Carriers
Fiscal Year 1984

(See Table 2)

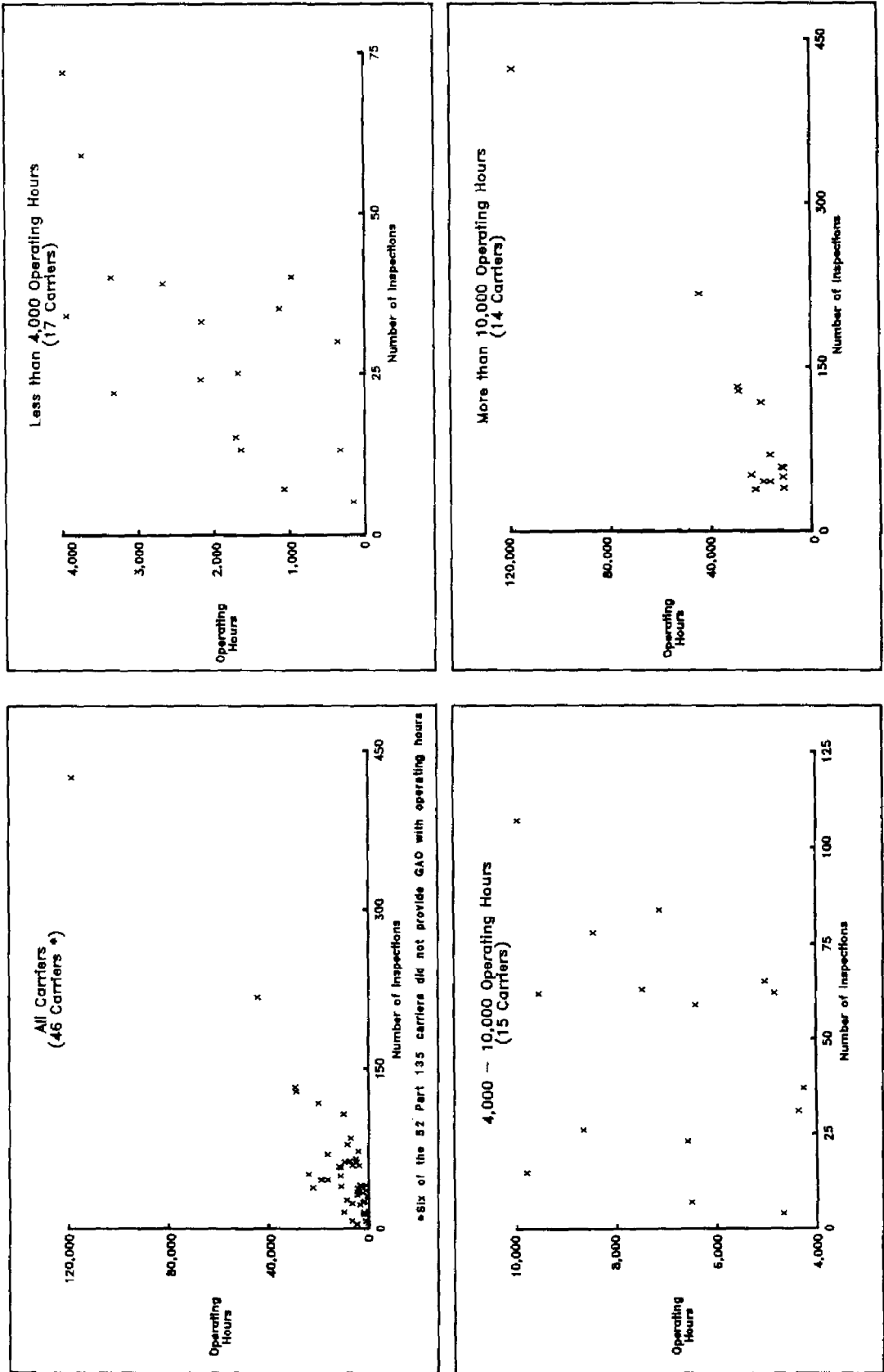


CHART 7
RANGE OF FAA INSPECTIONS
SAMPLE OF 23 PART 135 AIR CARRIERS
Less than 4,000 Operating Hours
Fiscal Year 1984

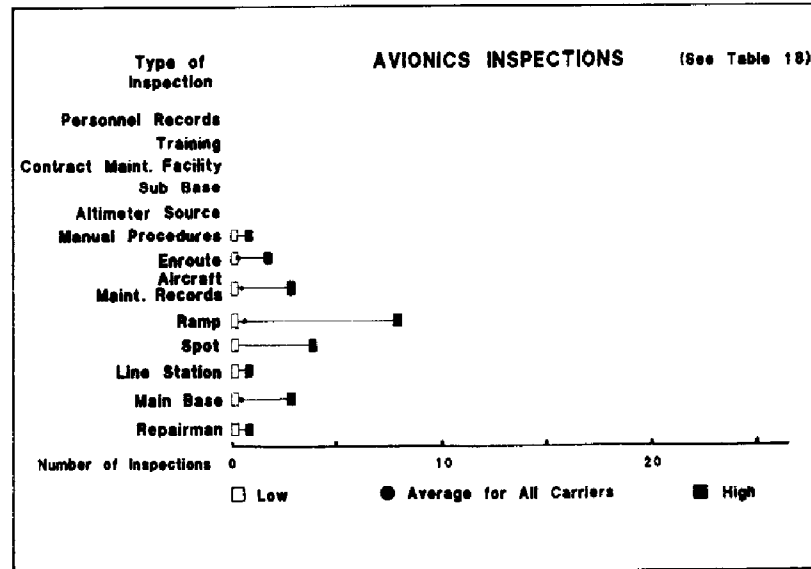

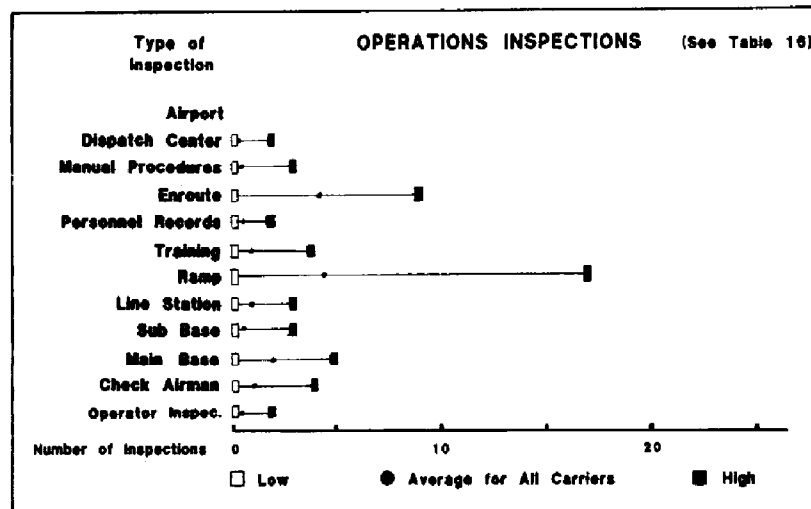
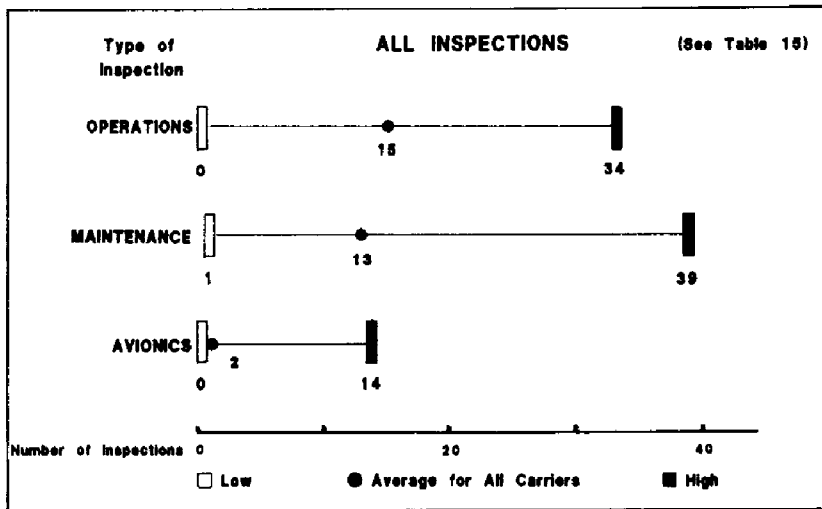


CHART 8
RANGE OF FAA INSPECTIONS
SAMPLE OF 15 PART 135 AIR CARRIERS
4,000-10,000 Operating Hours
Fiscal Year 1984

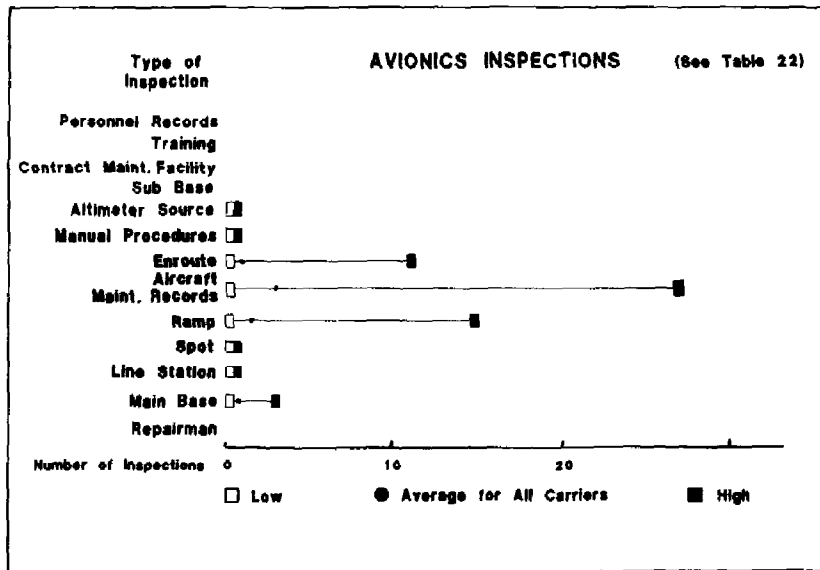


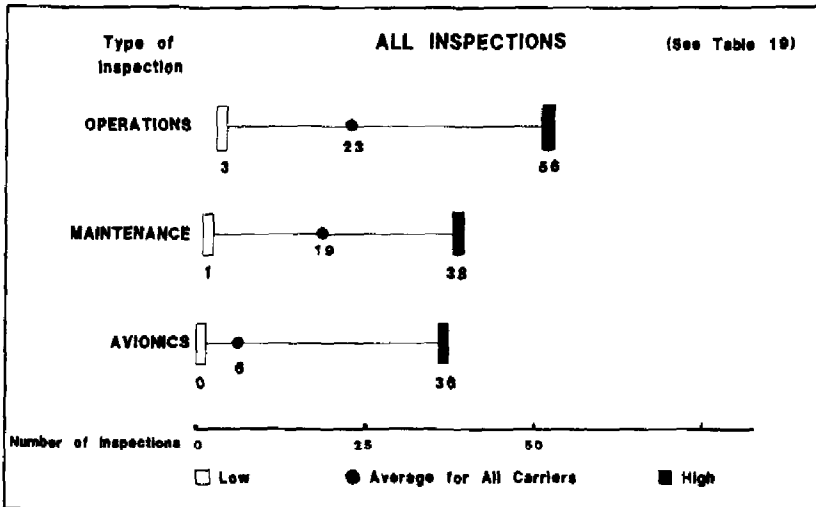


CHART 9
RANGE OF FAA INSPECTIONS
SAMPLE OF 14 PART 135 AIR CARRIERS
More Than 10,000 Operating Hours
Fiscal Year 1984




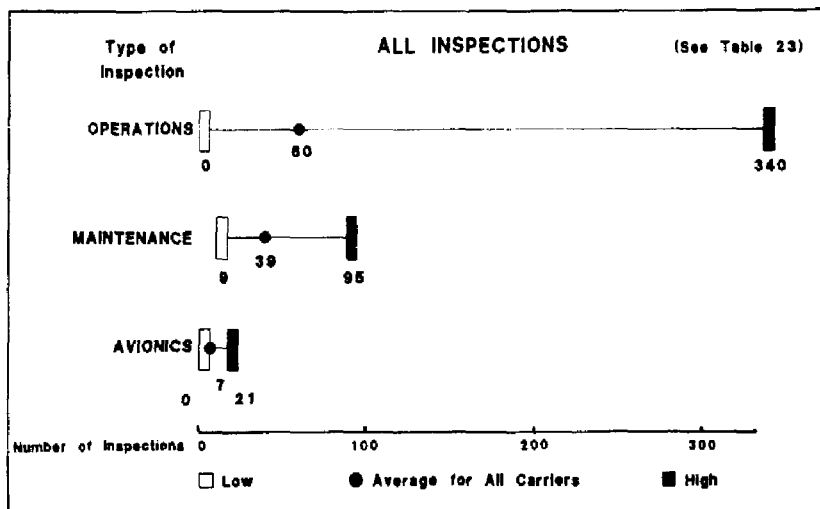

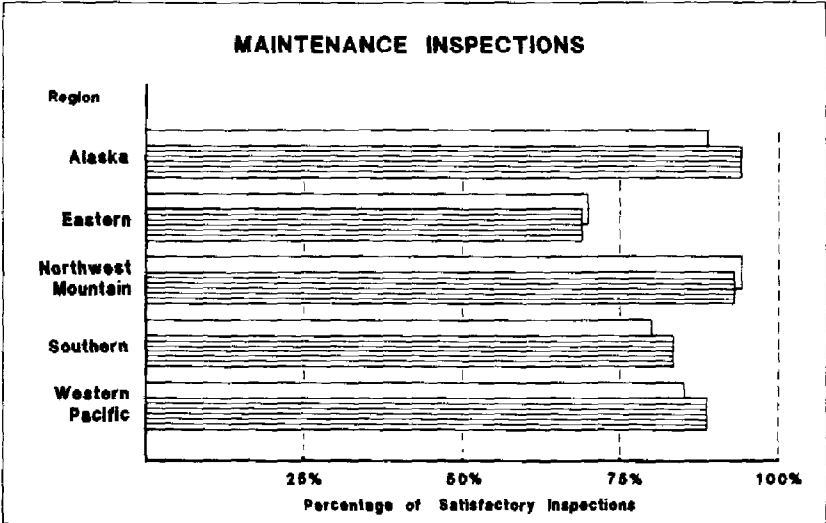



CHART 10
RESULTS OF FAA INSPECTIONS
SAMPLE OF 92 AIR CARRIERS
Fiscal Year 1984

(See Table 27)



**National Air Transportation
Inspection Program (NATI)**

Conducted by FAA from
about 3/1/84 to 6/1/84

Before NATI
(10/1/83-2/29/84)

During and after NATI
(3/1/84-9/30/84)

CHART 11
DISTRIBUTION OF FAA INSPECTIONS BY CATEGORY
 SAMPLE OF 92 AIR CARRIERS
 5 FAA REGIONS
 Fiscal Year 1984

(See Table 28)

20

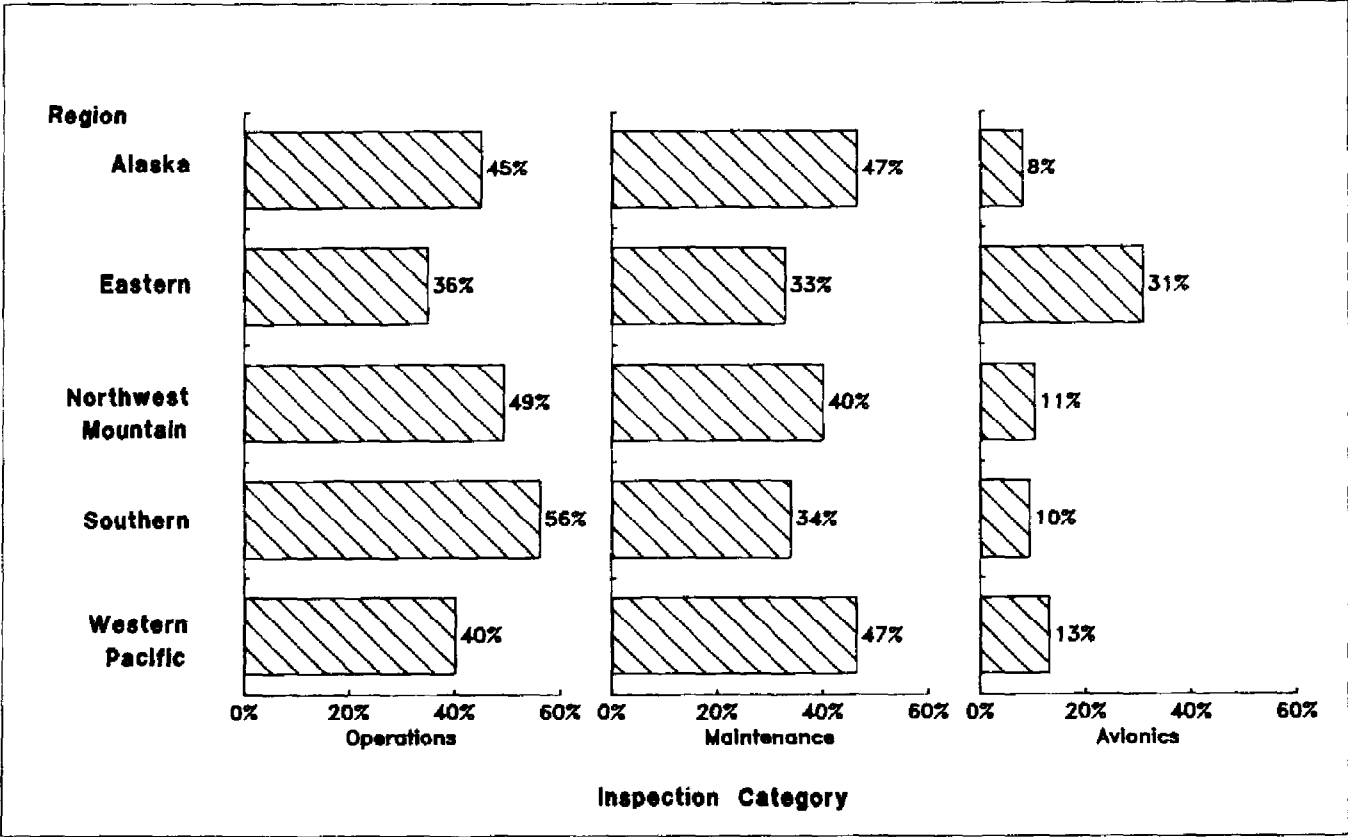
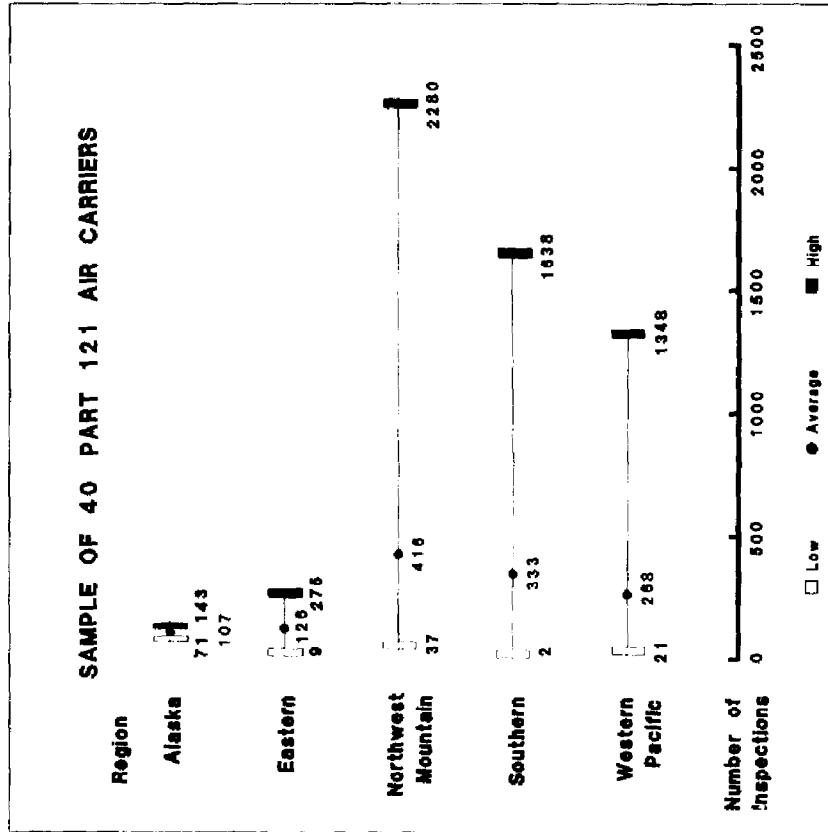
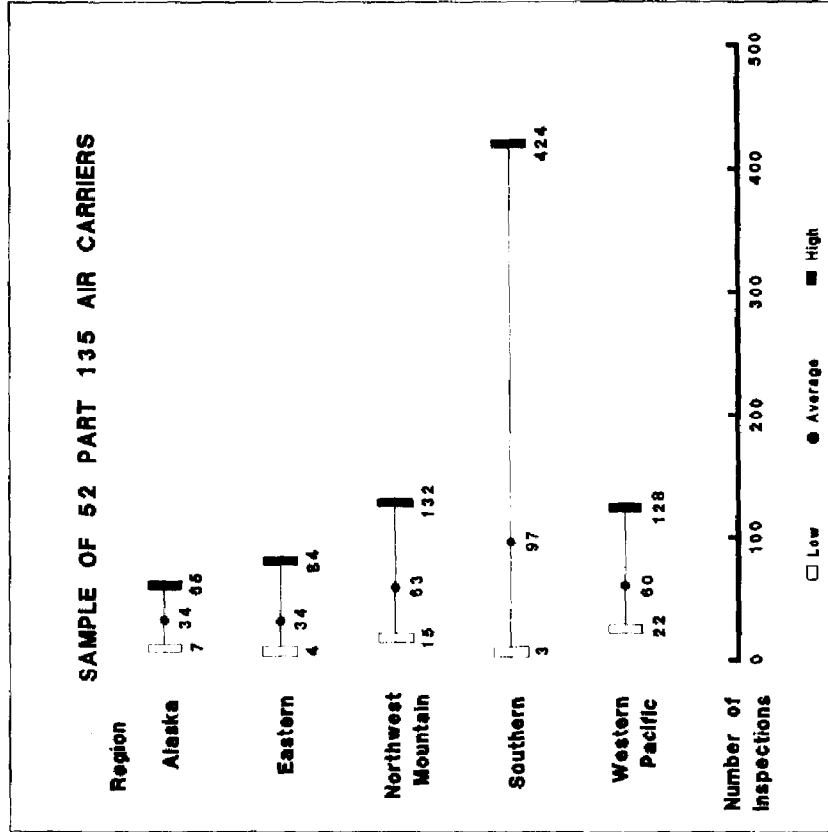


CHART 12

RANGE OF FAA INSPECTIONS BY REGION
5 FAA REGIONS
Fiscal Year 1984

(See Table 29)

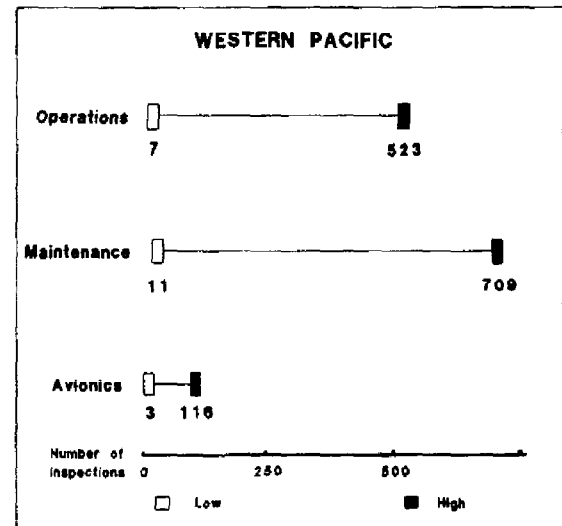
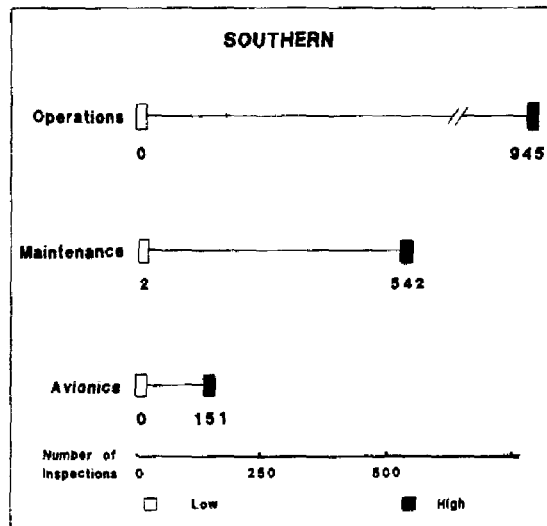
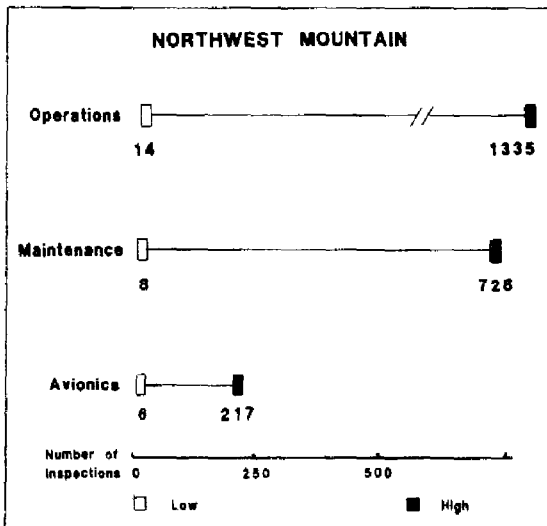
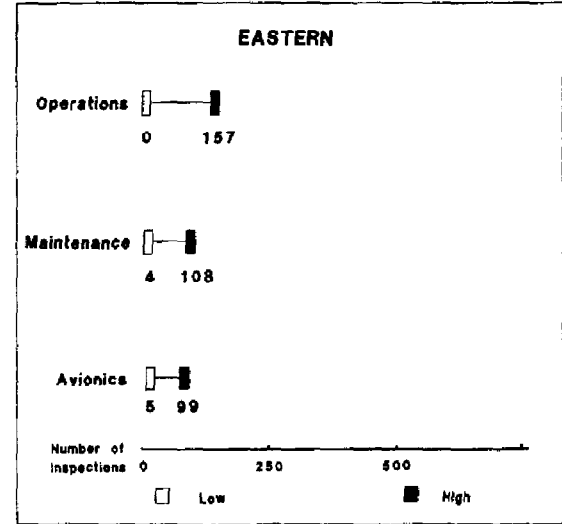
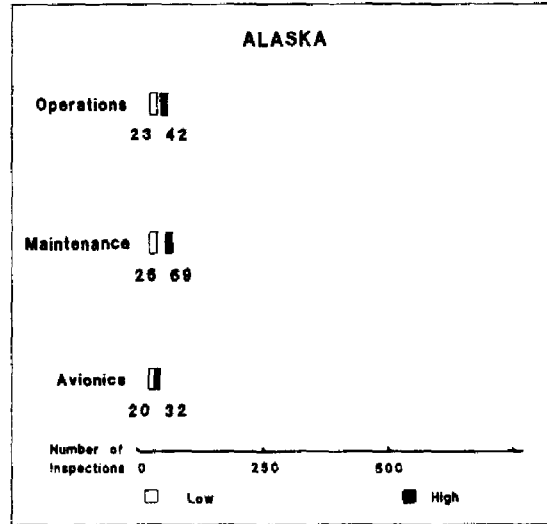
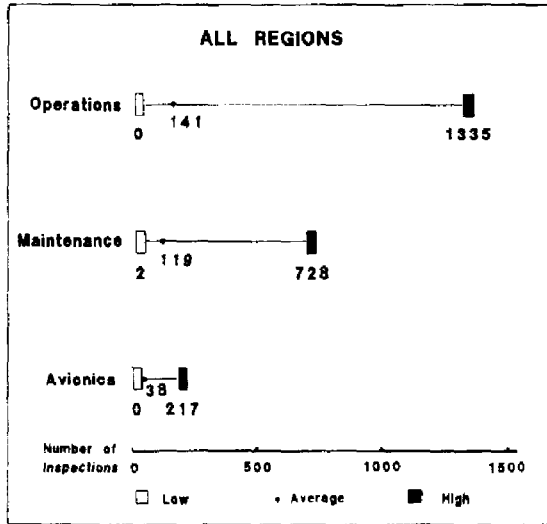


Note: The average shown in this table is a weighted average that incorporates the sampling procedures used during this review. (App. II describes the sampling strategy.)

Note: The average shown in this chart is a weighted average that incorporates the sampling procedures used during this review. (App. II describes the sampling strategy.)

CHART 13
RANGE OF INSPECTIONS BY CATEGORY
SAMPLE OF 40 PART 121 CARRIERS
Fiscal Year 1984

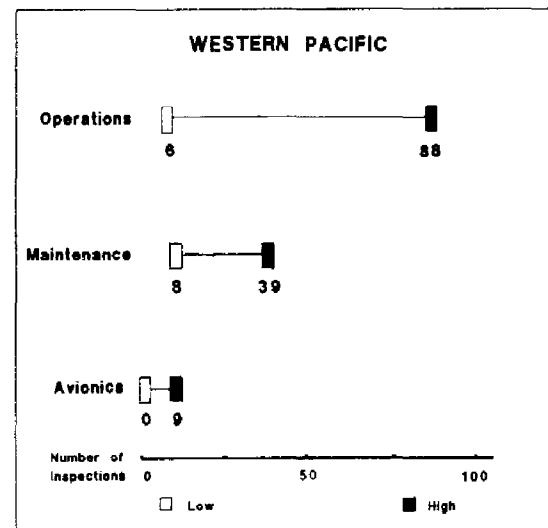
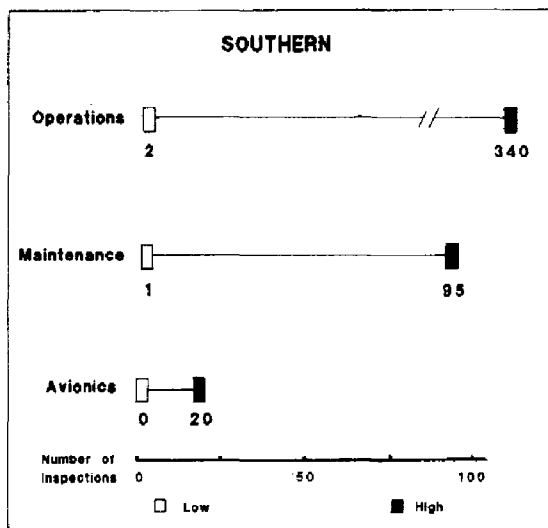
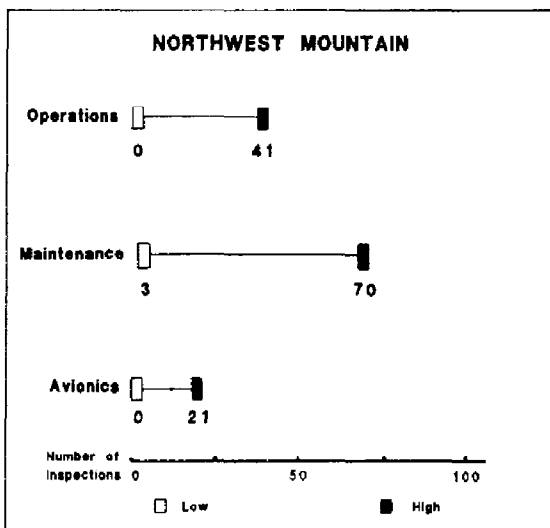

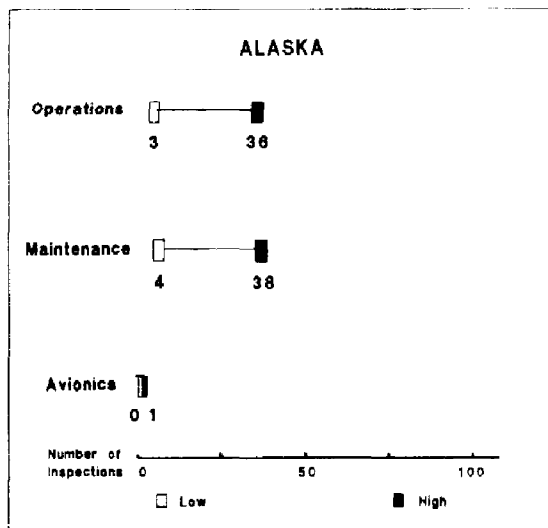
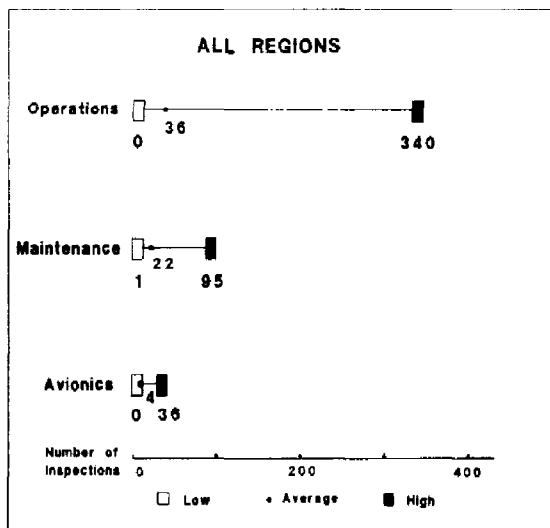
(See Table 30)



Note: The average shown in this chart is a weighted average that incorporates the sampling procedures used during this review. (App. II describes the sampling strategy.)

CHART 14
RANGE OF INSPECTIONS BY CATEGORY
SAMPLE OF 52 PART 135 CARRIERS
Fiscal Year 1984

(See Table 30)



Tables

Fiscal Year 1984 FAA Inspections
Sample of 92 Part 121
and Part 135 Air Carriers

The following tables provide supporting numerical data for each of the preceding charts.

TABLE 1
SUMMARY OF FAA INSPECTIONS
SAMPLE OF 40 - PART 121 AIR CARRIERS

CARRIER -----	FLEET SIZE -----	OPERATING HOURS -----	TOTAL INSPECTIONS -----	INSPECTIONS PER 1000 HRS -----
ROYAL AMERICAN	3	1325	94	70.9
OCEANAIR INC	2	121	5	41.3
SEA AIRMOTIVE	5	2863	106	37.0
FAIRWAYS CORP	1	248	9	36.3
SIERRA PACIFIC	6	3157	90	28.5
BO-S-AIRE	8	2577	64	24.8
AIRPAC INC	3	2965	71	23.9
GALAXY AIRLINES	3	1950	40	20.5
REEVE ALEUTIAN AIR	9	6999	143	20.4
AIR ATLANTA	5	6268	114	18.2
SOUTH PACIFIC	4	8216	145	17.6
CASCADE AIRWAYS	2	5375	90	16.7
PACIFIC ALASKA	3	2300	37	16.1
PUERTO RICO INT'L	4	3934	59	15.0
AMERICA WEST	19	40664	571	14.0
ALOHA AIRLINES	10	15959	211	13.2
GREAT AMERICAN	1	1807	21	11.6
HAWAIIAN AIRLINES	15	27125	313	11.5
AIRLIFT INTERNATIONAL	6	5133	59	11.5
RANSOME AIRLINES	9	20655	209	10.1
HORIZON AIR	9	17058	160	9.4
JET CHARTER SERVICE	6	3540	32	9.0
COMAIR INC	2	245	2	8.2
GENERAL AVIATION	12	7122	49	6.9
ASPEN AIRWAYS	11	12340	80	6.5
CONTINENTAL	108	216271	1348	6.2
WORLD AIRWAYS	10	39722	202	5.1
ALASKA AIRLINES	21	56844	269	4.7
ATLANTIC SOUTHEAST	16	41891	185	4.4
TRANSAMERICA	35	62194	257	4.1
ROCKY MOUNTAIN	6	18327	71	3.9
FEDERAL EXPRESS	77	60215	227	3.8
FRONTIER AIRLINES	56	156805	577	3.7
AIR CALIFORNIA	24	64899	232	3.6
PIEDMONT AIRLINES	102	232679	825	3.5
FLYING TIGER LINE	45	89784	274	3.1
WESTERN AIRLINES	75	224797	616	2.7
UNITED AIRLINES	329	927083	2280	2.5
EASTERN AIRLINES	280	767587	1638	2.1
PEOPLE EXPRESS	64	139046	275	2.0

TABLE 2
SUMMARY OF FAA INSPECTIONS
SAMPLE OF 52 - PART 135 AIR CARRIERS

CARRIER -----	FLEET SIZE -----	OPERATING HOURS -----	TOTAL INSPECTIONS -----	INSPECTIONS PER 1000 HRS -----
AUDI AIR	8	348	30	86.2
EMPIRE AIRWAYS	2	960	40	41.7
WESTFLIGHT	9	320	13	40.6
AMERICAIR	1	147	5	34.0
LAB FLYING SERVICE	16	1126	35	31.1
OCEANAIR INC	7	3978	72	18.1
PENNSYLVANIA AVIATION	5	3736	59	15.8
PEE DEE AIR EXPRESS	3	2160	33	15.3
AIRPAC INC	3	1680	25	14.9
FRONTIER FLYING	8	2675	39	14.6
ARCTIC CIRCLE AIR	14	5017	65	13.0
CAPE SMYTHE AIR	13	4822	62	12.9
CORAL AIR	4	3357	40	11.9
COLGAN AIRWAYS	6	7104	84	11.8
FLAMENCO AIRWAYS	3	2174	24	11.0
SUNBIRD (CHARLOTTE)	13	9941	107	10.8
RANSOME AIRLINES	4	8438	78	9.2
VIEQUES AIR LINK	10	6400	59	9.2
HARBOR AIRLINES	2	1711	15	8.8
AERO COACH	14	4250	37	8.7
HERMENS AIR	15	3951	34	8.6
SOUTH PACIFIC	5	7462	63	8.4
SUNBIRD (LOUISVILLE)	3	1640	13	7.9
AIR MOLOKAI	6	4356	31	7.1
VIRGIN ISLANDS	6	3328	22	6.6
AIR VECTORS	2	1067	7	6.6
SOUTH CENTRAL AIR	8	9523	62	6.5
PUERTO RICO INT'L	17	19912	117	5.9
RYAN AIR SERVICE	27	11161	57	5.1
SOUTHERN JERSEY	6	11663	58	5.0
COMAIR INC	25	44299	217	4.9
CASCADE AIRWAYS	15	29204	132	4.5
SUN AIRE AIRLINES	14	28937	128	4.4
GOLDEN PACIFIC	4	11078	49	4.4
ATLANTIS AIRLINES	11	16275	69	4.2
PROVINCETOWN-BOSTON	105	118547	424	3.6
TRANS COLORADO	5	10909	39	3.6
ROCKY MOUNTAIN	3	6569	23	3.5
CHALKS INTERNATIONAL	11	8654	26	3.0
SAN JUAN AIRLINES	22	16221	45	2.8
SUN WEST AIRLINES	5	18874	45	2.4
ROYAL HAWAIIAN	17	23895	51	2.1
HORIZON AIR	21	22241	38	1.7
NATIONAL COMMUTER	9	9784	15	1.5
SEA AIRMOTIVE	13	6503	7	1.1
HOLIDAY AIRLINES	2	4674	4	0.9
ARCATA FLYING SERVICE	5	N/A	70	
EXECUTIVE CHARTER	5	N/A	30	
BELLAIR INC	2	N/A	28	
AIR SEDONA	3	N/A	22	
PEGASUS AVIATION	1	N/A	21	
COASTAL AIRLINES	2	N/A	3	

TABLE 3
 RANGE OF FISCAL YEAR 1984 FAA INSPECTIONS
 SAMPLE OF 19 PART 121 AIR CARRIERS
 LESS THAN 10,000 OPERATING HOURS

CARRIER	OPERATIONS	MAINTENANCE	AVIONICS	TOTAL
1 AIR ATLANTA	60	36	18	114
2 AIRLIFT INT'L	23	14	22	59
3 AIRPAC INC	23	26	22	71
4 BO-S-AIRE	12	23	29	64
5 CASCADE AIRWAYS	18	46	26	90
6 COMAIR INC	0	2	0	2
7 FAIRWAYS	0	4	5	9
8 GALAXY AIRLINES	20	15	5	40
9 GENERAL AVIATION	23	13	13	49
10 GREAT AMERICAN	7	11	3	21
11 JET CHARTER SERVICE	8	22	2	32
12 OCEANAIR INC	2	3	0	5
13 PACIFIC ALASKA	14	17	6	37
14 PUERTO RICO INT'L	31	28	0	59
15 REEVE ALEUTIAN	42	69	32	143
16 ROYAL AMERICAN	16	70	8	94
17 SEA AIRMOTIVE	33	53	20	106
18 SIERRA PACIFIC	12	60	18	90
19 SOUTH PACIFIC	64	62	19	145
TOTAL	408	574	248	1230
AVERAGE	21.5	30.2	13.1	64.7

TABLE 4
 RANGE OF FISCAL YEAR 1984 OPERATIONS INSPECTIONS
 SAMPLE OF 19 PART 121 AIR CARRIERS
 LESS THAN 10,000 OPERATING HOURS

	CHECK AIRMAN	MAIN BASE	SUB BASE	LINE STATION	RAMP	TRNING	PERSONL RECORDS	ENROUTE	MANUAL/ PROCDS	DISPTCH CENTER	AGENCY SURVEL	AIRPORT	TOTAL
1 AIR ATLANTA	0	1	0	3	4	4	1	46	0	1	0	0	60
2 AIRLIFT INT'L	2	1	0	0	2	9	0	9	0	0	0	0	23
3 AIRPAC INC	2	0	1	0	0	5	3	9	1	2	0	0	23
4 BO-S-AIRE	2	3	0	0	3	1	0	3	0	0	0	0	12
5 CASCADE AIRWAYS	0	3	2	2	2	0	0	7	0	2	0	0	18
6 COMAIR INC	0	0	0	0	0	0	0	0	0	0	0	0	0
7 FAIRWAYS	0	0	0	0	0	0	0	0	0	0	0	0	0
8 GALAXY AIRLINES	3	1	0	0	0	8	5	1	2	0	0	0	20
9 GENERAL AVIATION	4	1	0	0	0	0	0	18	0	0	0	0	23
10 GREAT AMERICAN	0	0	0	0	3	2	1	1	0	0	0	0	7
11 JET CHARTER SERVICE	1	0	0	1	1	2	0	3	0	0	0	0	8
12 OCEANAIR INC	0	0	0	0	0	2	0	0	0	0	0	0	2
13 PACIFIC ALASKA	0	1	0	0	1	1	1	10	0	0	0	0	14
14 PUERTO RICO INT'L	0	0	0	2	1	4	1	21	2	0	0	0	31
15 REEVE ALEUTIAN	13	1	0	0	0	3	6	19	0	0	0	0	42
16 ROYAL AMERICAN	0	0	0	0	3	2	2	7	2	0	0	0	16
17 SEA AIRMOTIVE	12	0	0	2	0	8	2	8	0	1	0	0	33
18 SIERRA PACIFIC	0	0	0	0	0	2	1	7	2	0	0	0	12
19 SOUTH PACIFIC	2	0	0	7	1	2	1	49	1	1	0	0	64
TOTAL	41	12	3	17	21	55	24	218	10	7	0	0	408
AVERAGE	2.2	0.6	0.2	0.9	1.1	2.9	1.3	11.5	0.5	0.4	0	0	21.5

TABLE 5
 RANGE OF FISCAL YEAR 1984 MAINTENANCE INSPECTIONS
 SAMPLE OF 19 PART 121 AIR CARRIERS
 LESS THAN 10,000 OPERATING HOURS

	MECHANIC	REPRMAN	MAIN BASE	SUB BASE	LINE STATION	CON MA FACILITY	FUELING FACILITY	SPOT	RAMP	PERSONL RECORDS	TRNING	A/C MA RECORDS	ENROUTE	MANUAL/ PROCDRS	TOTAL
1 AIR ATLANTA	0	0	1	0	0	0	0	2	25	0	1	1	6	0	36
2 AIRLIFT INT'L	0	0	0	0	0	0	0	4	10	0	0	0	0	0	14
3 AIRPAC INC	0	0	0	0	0	1	0	4	6	0	0	6	9	0	26
4 BO-S-AIRE	0	0	2	0	0	0	1	1	4	0	1	12	0	2	23
5 CASCADE AIRWAYS	10	1	11	0	3	0	2	3	13	0	0	1	2	0	46
6 COMAIR INC	0	0	0	0	0	0	0	2	0	0	0	0	0	0	2
7 FAIRMAYS	0	0	1	0	0	0	0	0	1	0	0	1	0	1	4
8 GALAXY AIRLINES	0	0	1	0	0	0	0	1	2	0	3	5	0	3	15
9 GENERAL AVIATION	0	0	1	0	4	0	0	0	5	0	0	1	2	0	13
10 GREAT AMERICAN	0	0	2	0	0	0	0	1	1	0	1	1	0	5	11
11 JET CHARTER SERVICE	1	0	2	0	0	3	0	1	8	0	1	2	3	1	22
12 OCEANAIR INC	0	0	0	0	0	0	0	0	0	0	2	0	1	0	3
13 PACIFIC ALASKA	0	0	1	1	0	0	0	2	2	0	2	7	0	2	17
14 PUERTO RICO INT'L	0	0	2	0	0	0	0	3	6	3	1	1	8	4	28
15 REEVE ALEUTIAN	0	0	12	0	1	2	0	11	12	0	2	18	7	4	69
16 ROYAL AMERICAN	0	0	2	0	0	1	0	17	0	0	1	45	2	2	70
17 SEA AIRMOTIVE	0	0	1	0	2	0	0	16	9	0	1	15	6	3	53
18 SIERRA PACIFIC	0	0	6	0	0	0	1	11	3	0	2	33	0	4	60
19 SOUTH PACIFIC	0	0	4	0	0	0	1	12	0	0	0	13	29	3	62
TOTAL	11	1	49	1	10	7	5	91	107	3	18	162	75	34	574
AVERAGE	0.6	0.1	2.6	0.1	0.5	0.4	0.3	4.8	5.6	0.2	0.9	8.5	3.9	1.8	30.2

TABLE 6
 RANGE OF FISCAL YEAR 1984 AVIONICS INSPECTIONS
 SAMPLE OF 19 PART 121 AIR CARRIERS
 LESS THAN 10,000 OPERATING HOURS

	REPAIRMAN	MAIN BASE	SUB BASE	LINE STATION	SPOT	CON MA FACILTY	RAMP	TRNING	A/C MA RECORDS	ENROUTE	MANUAL/ PROCDRS	ALTIMTR SOURCE	TOTAL
1 AIR ATLANTA	0	0	0	1	2	0	4	0	5	6	0	0	18
2 AIRLIFT INT'L	0	11	0	0	3	0	4	1	0	0	3	0	22
3 AIRPAC INC	1	0	0	0	1	1	6	0	11	0	2	0	22
4 BO-S-AIRE	0	4	0	1	3	0	11	1	8	0	1	0	29
5 CASCADE AIRWAYS	4	12	0	0	3	0	1	0	1	4	1	0	26
6 COMAIR INC	0	0	0	0	0	0	0	0	0	0	0	0	0
7 FAIRWAYS	0	2	0	0	0	0	1	0	1	0	1	0	5
8 GALAXY AIRLINES	0	3	0	0	0	0	0	0	2	0	0	0	5
9 GENERAL AVIATION	0	1	0	1	1	0	5	0	1	4	0	0	13
10 GREAT AMERICAN	0	0	0	0	1	0	1	0	1	0	0	0	3
11 JET CHARTER SERVICE	0	1	0	0	0	0	1	0	0	0	0	0	2
12 OCEANAIR INC	0	0	0	0	0	0	0	0	0	0	0	0	0
13 PACIFIC ALASKA	0	1	0	0	1	0	0	0	3	0	1	0	6
14 PUERTO RICO INT'L	0	0	0	0	0	0	0	0	0	0	0	0	0
15 REEVE ALEUTIAN	2	0	0	0	3	0	6	2	14	2	3	0	32
16 ROYAL AMERICAN	0	0	0	0	3	0	0	1	1	0	3	0	8
17 SEA AIRMOTIVE	0	0	0	0	0	0	5	0	14	0	1	0	20
18 SIERRA PACIFIC	0	0	0	2	4	0	5	0	4	2	1	0	18
19 SOUTH PACIFIC	0	1	0	1	1	0	1	0	11	3	1	0	19
TOTAL	7	36	0	6	26	1	51	5	77	21	18	0	248
AVERAGE	0.4	1.9	0	0.3	1.4	0.1	2.7	0.3	4.1	1.1	0.9	0	13.1

TABLE 7
 RANGE OF FISCAL YEAR 1984 FAA INSPECTIONS
 SAMPLE OF 14 PART 121 AIR CARRIERS
 BETWEEN 10,000 AND 100,000 OPERATING HOURS

CARRIER	OPERATIONS	MAINTENANCE	AVIONICS	TOTAL
1 AIR CALIFORNIA	63	116	53	232
2 ALASKA AIRLINES	123	128	18	269
3 ALOHA AIRLINES	55	97	59	211
4 AMERICA WEST	286	187	98	571
5 ASPEN AIRWAYS	32	41	7	80
6 ATLANTIC SOUTHEAST	106	62	17	185
7 FEDERAL EXPRESS	56	136	35	227
8 FLYING TIGER LINE	42	187	45	274
9 HAWAIIAN AIRLINES	111	149	53	313
10 HORIZON AIR	26	120	14	160
11 RANSOME AIRLINES	63	47	99	209
12 ROCKY MOUNTAIN	56	8	7	71
13 TRANSAMERICA	48	174	35	257
14 WORLD AIRWAYS	53	127	22	202
TOTAL	1120	1579	562	3261
AVERAGE	80.0	112.8	40.1	232.9

TABLE 8
 RANGE OF FISCAL YEAR 1984 OPERATIONS INSPECTIONS
 SAMPLE OF 14 PART 121 AIR CARRIERS
 BETWEEN 10,000 AND 100,000 OPERATING HOURS

	CHECK AIRMAN	MAIN BASE	SUB BASE	LINE STATION	RAMP	PERSONL TRNING RECORDS	ENROUTE	MANUAL/ PROCDRS	DISPTCH CENTER	AGENCY SURVEL	AIRPORT	TOTAL
1 AIR CALIFORNIA	0	0	0	1	0	0	1	61	0	0	0	63
2 ALASKA AIRLINES	0	0	0	0	0	0	0	123	0	0	0	123
3 ALOHA AIRLINES	0	0	0	7	4	4	0	40	0	0	0	55
4 AMERICA WEST	0	0	0	21	14	23	9	217	2	0	0	286
5 ASPEN AIRWAYS	0	1	0	8	4	1	1	17	0	0	0	32
6 ATLANTIC SOUTHEAST	2	7	0	26	24	1	0	46	0	0	0	106
7 FEDERAL EXPRESS	7	0	0	9	15	2	0	23	0	0	0	56
8 FLYING TIGER LINE	0	0	0	11	0	0	0	31	0	0	0	42
9 HAWAIIAN AIRLINES	4	1	0	9	7	3	2	83	2	0	0	111
10 HORIZON AIR	7	0	0	1	0	0	0	18	0	0	0	26
11 RANSOME AIRLINES	0	1	0	13	14	3	3	29	0	0	0	63
12 ROCKY MOUNTAIN	0	5	0	12	14	0	3	19	0	2	1	56
13 TRANSAMERICA	2	0	0	7	12	7	1	19	0	0	0	48
14 WORLD AIRWAYS	3	0	0	5	7	0	0	37	0	1	0	53
TOTAL	25	15	0	130	115	44	20	763	4	3	0	1120
AVERAGE	1.8	1.1	0	9.3	8.2	3.1	1.4	54.5	0.3	0.2	0	80.0

TABLE 9
 RANGE OF FISCAL YEAR 1984 MAINTENANCE INSPECTIONS
 SAMPLE OF 14 PART 121 AIR CARRIERS
 BETWEEN 10,000 AND 100,000 OPERATING HOURS

33

	MECHANIC	REPRMAN	MAIN BASE	SUB BASE	LINE STATION	CON MA FACILITY	FUELING FACILITY	SPOT	RAMP	PERSONL RECORDS	TRNING	A/C MA RECORDS	ENROUTE	MANUAL/ PROCDRS	TOTAL
1 AIR CALIFORNIA	0	0	1	0	2	0	1	39	32	1	0	35	1	4	116
2 ALASKA AIRLINES	0	0	1	1	8	0	4	19	38	2	0	6	47	2	128
3 ALOHA AIRLINES	0	0	1	0	1	0	1	5	4	6	0	35	43	1	97
4 AMERICA WEST	0	0	5	0	1	13	3	35	45	1	0	19	49	16	187
5 ASPEN AIRWAYS	0	0	2	0	0	0	0	5	8	0	0	11	15	0	41
6 ATLANTIC SOUTHEAST	0	0	5	3	2	0	1	5	30	1	0	13	2	0	62
7 FEDERAL EXPRESS	0	0	18	2	23	5	9	25	41	5	0	4	3	1	136
8 FLYING TIGER LINE	0	0	7	1	33	0	9	30	39	3	0	35	6	24	187
9 HAWAIIAN AIRLINES	0	0	6	0	2	0	3	13	27	0	0	60	36	2	149
10 HORIZON AIR	0	0	2	0	3	0	0	14	44	3	0	14	38	2	120
11 RANSOME AIRLINES	0	0	1	1	0	1	5	4	18	0	2	4	8	3	47
12 ROCKY MOUNTAIN	0	0	1	0	0	0	0	1	1	1	0	2	1	1	8
13 TRANSAMERICA	0	0	2	0	2	0	1	53	58	0	0	55	0	3	174
14 WORLD AIRWAYS	0	0	1	0	3	0	2	28	43	1	0	42	1	6	127
TOTAL	0	0	53	8	80	19	39	276	428	24	2	335	250	65	1579
AVERAGE	0	0	3.8	0.6	5.7	1.4	2.8	19.7	30.6	1.7	0.1	23.9	17.9	4.6	112.8

TABLE 10
 RANGE OF FISCAL YEAR 1984 AVIONICS INSPECTIONS
 SAMPLE OF 14 PART 121 AIR CARRIERS
 BETWEEN 10,000 AND 100,000 OPERATING HOURS

	REPAIRMAN	MAIN BASE	SUB BASE	LINE STATION	CON MA SPOT FACILITY	RAMP	TRNG	A/C MA RECORDS	ENROUTE	MANUAL/ PROCDS	ALTIMTR SOURCE	TOTAL	
1 AIR CALIFORNIA	0	0	0	0	7	0	7	0	14	22	5	0	55
2 ALASKA AIRLINES	1	0	0	0	1	0	1	0	1	14	0	0	18
3 ALOHA AIRLINES	0	1	0	0	6	0	9	0	31	5	7	0	59
4 AMERICA WEST	0	1	0	0	15	10	20	0	15	20	17	0	98
5 ASPEN AIRWAYS	0	3	0	0	1	0	1	1	1	0	0	0	7
6 ATLANTIC SOUTHEAST	0	5	1	0	0	0	8	1	0	2	0	0	17
7 FEDERAL EXPRESS	0	2	1	7	3	3	15	3	0	0	1	0	35
8 FLYING TIGER LINE	0	2	1	10	8	0	20	1	0	1	2	0	45
9 HAWAIIAN AIRLINES	0	4	0	1	4	0	15	0	29	0	0	0	53
10 HORIZON AIR	0	1	0	0	0	0	3	0	2	4	4	0	14
11 RANSOME AIRLINES	0	0	0	0	2	0	18	0	71	6	2	0	99
12 ROCKY MOUNTAIN	0	2	0	3	0	0	0	0	0	1	0	1	7
13 TRANSAMERICA	0	0	0	0	7	0	18	0	10	0	0	0	35
14 WORLD AIRWAYS	0	1	0	1	0	0	3	0	13	0	4	0	22
TOTAL	1	22	3	22	54	13	138	6	187	75	40	1	562
AVERAGE	0,1	1,6	0,2	1,6	3,9	0,9	9,9	0,4	13,4	5,4	2,9	0,1	40,1

TABLE 11
 RANGE OF FISCAL YEAR 1984 FAA INSPECTIONS
 SAMPLE OF 7 PART 121 AIR CARRIERS
 MORE THAN 100,000 OPERATING HOURS

CARRIER	OPERATIONS	MAINTENANCE	AVIONICS	TOTAL
1 CONTINENTAL AIRLINES	523	709	116	1348
2 EASTERN AIRLINES	945	542	151	1638
3 FRONTIER AIRLINES	256	298	23	577
4 PEOPLE EXPRESS	157	108	10	275
5 PIEDMONT AIRLINES	384	320	121	825
6 UNITED AIRLINES	1335	728	217	2280
7 WESTERN AIRLINES	411	183	22	616
TOTAL	4011	2888	660	7559
AVERAGE	573.0	412.6	94.3	1079.9

TABLE 12
 RANGE OF FISCAL YEAR 1984 OPERATIONS INSPECTIONS
 SAMPLE OF 7 PART 121 AIR CARRIERS
 MORE THAN 100,000 OPERATING HOURS

	CHECK AIRMAN	MAIN BASE	SUB BASE	LINE STATION	RAMP	TRAINING	PERSONL RECORDS	ENROUTE	MANUAL/ PROCDRS	DSPTCH CENTER	AGENCY SURVEL	AIRPORT	TOTAL
1 CONTINENTAL AIRLINES	0	1	0	47	47	10	0	414	1	3	0	0	523
2 EASTERN AIRLINES	44	2	5	44	81	9	0	762	0	0	0	0	945
3 FRONTIER AIRLINES	0	0	0	27	5	0	0	226	0	0	0	0	256
4 PEOPLE EXPRESS	19	0	0	11	22	6	0	98	1	0	0	0	157
5 PIEDMONT AIRLINES	10	0	2	20	28	8	0	314	1	0	0	1	384
6 UNITED AIRLINES	32	0	0	66	71	7	0	1152	0	0	4	3	1335
7 WESTERN AIRLINES	1	0	0	27	12	1	1	368	0	1	0	0	411
TOTAL	106	3	5	242	264	41	1	3334	3	4	4	4	4011
AVERAGE	15.1	0.4	0.7	34.6	37.7	5.9	0.1	476.3	0.4	0.6	0.6	0.6	573.0

TABLE 13
 RANGE OF FISCAL YEAR 1984 MAINTENANCE INSPECTIONS
 SAMPLE OF 7 PART 121 AIR CARRIERS
 MORE THAN 100,000 OPERATING HOURS

	MECHANIC	REPRMAN	MAIN BASE	SUB BASE	LINE STATION	CON MA FACILITY	FUELING FACILITY	SPOT	RAMP	PERSONL RECORDS	TRNING	A/C MA RECORDS	ENROUTE	MANUAL/ PROCEDRS	TOTAL
1 CONTINENTAL AIRLINES	0	0	19	5	58	27	15	53	384	0	5	10	122	11	709
2 EASTERN AIRLINES	0	0	3	4	37	2	8	42	240	0	8	7	190	1	542
3 FRONTIER AIRLINES	0	0	2	6	13	1	29	78	78	0	1	51	33	6	298
4 PEOPLE EXPRESS	0	0	1	0	9	2	8	20	52	0	0	3	13	0	108
5 PIEDMONT AIRLINES	0	0	9	8	42	0	5	108	92	0	9	8	36	3	320
6 UNITED AIRLINES	0	0	3	0	34	0	9	87	250	0	9	24	309	3	728
7 WESTERN AIRLINES	0	0	7	1	25	1	15	28	58	0	1	12	29	6	183
TOTAL	0	0	44	24	218	33	89	416	1154	0	33	115	732	30	2888
AVERAGE	0	0	6.5	5.4	31.1	4.7	12.7	59.4	164.9	0	4.7	16.4	104.6	4.3	412.6

37

TABLE 14
 RANGE OF FISCAL YEAR 1984 AVIONICS INSPECTIONS
 SAMPLE OF 7 PART 121 AIR CARRIERS
 MORE THAN 100,000 OPERATING HOURS

	REPAIRMAN	MAIN BASE	SUB BASE	LINE STATION	CON MA SPOT FACILITY	RAMP	TRNING	A/C MA RECORDS	ENROUTE	MANUAL/ PROCEDRS	ALTIMTR SOURCE	TOTAL	
1 CONTINENTAL	0	7	2	3	10	3	55	1	2	27	6	0	116
2 EASTERN AIRLINES	0	1	0	8	31	1	54	1	0	55	0	0	151
3 FRONTIER AIRLINES	0	0	1	0	1	0	8	1	1	10	1	0	23
4 PEOPLE EXPRESS	0	0	0	1	2	1	5	0	0	1	0	0	10
5 PIEDMONT AIRLINES	0	1	0	20	6	0	32	0	24	38	0	0	121
6 UNITED AIRLINES	0	5	1	6	28	0	52	1	0	123	1	0	217
7 WESTERN AIRLINES	0	2	0	3	2	0	11	0	1	3	0	0	22
TOTAL	0	16	4	41	80	5	217	4	28	257	8	0	660
AVERAGE	0	2.5	0.6	5.9	11.4	0.7	31.0	0.6	4.0	36.7	1.1	0	94.3

TABLE 15
 RANGE OF FISCAL YEAR 1984 FAA INSPECTIONS
 SAMPLE OF 23 PART 135 AIR CARRIERS
 LESS THAN 4,000 OPERATING HOURS

CARRIER	OPERATIONS	MAINTENANCE	AVIONICS	TOTAL
1 AIR SEDONA	14	8	0	22
2 AIR VECTORS	5	2	0	7
3 AIRPAC INC	19	5	1	25
4 AMERICAIR	0	2	3	5
5 ARCATA FLYING	27	39	4	70
6 AUDI AIR	9	21	0	30
7 BELLAIR	14	14	0	28
8 COASTAL AIRLINES	2	1	0	3
9 CORAL AIRLINES	20	20	0	40
10 EMPIRE AIRWAYS	15	15	10	40
11 EXECUTIVE CHARTER	18	12	0	30
12 FLAMENCO AIRWAYS	17	7	0	24
13 FRONTIER FLYING	21	18	0	39
14 HARBOR AIRLINES	4	9	2	15
15 HERMENS AIR	19	15	0	34
16 LAB FLYING SERVICE	22	13	0	35
17 OCEANAIR INC	34	38	0	72
18 PEE DEE AIR EXPRESS	25	7	1	33
19 PEGASUS AVIATION	7	9	5	21
20 PENNSYLVANIA	19	26	14	59
21 SUNBIRD (LOUISVILLE)	5	8	0	13
22 VIRGIN ISLANDS	14	8	0	22
23 WESTFLIGHT AVIATION	6	7	0	13
TOTAL	336	304	40	680
AVERAGE	14.6	13.2	1.7	29.6

TABLE 16
 RANGE OF FISCAL YEAR 1984 OPERATIONS INSPECTIONS
 SAMPLE OF 23 PART 135 AIR CARRIERS
 LESS THAN 4,000 OPERATING HOURS

	OPERATOR INSPECTN	CHECK AIRMAN	MAIN BASE	SUB BASE	LINE STATION	RAMP	TRNG	PERSONL RECORDS	ENROUTE	MANUAL/ PROCDRS	DISPTCH CENTER	AIRPORT	TOTAL
1 AIR SEDONA	0	0	1	0	1	2	1	1	5	3	0	0	14
2 AIR VECTORS	0	1	1	0	0	1	0	0	2	0	0	0	5
3 AIRPAC INC	0	0	3	1	1	4	2	0	5	1	2	0	19
4 AMERICAIR	0	0	0	0	0	0	0	0	0	0	0	0	0
5 ARCATA FLYING	0	3	0	0	1	7	4	2	8	2	0	0	27
6 AUDI AIR	0	0	4	3	0	0	0	0	2	0	0	0	9
7 BELLAIR	1	0	3	0	0	5	1	1	3	0	0	0	14
8 COASTAL AIRLINES	0	1	1	0	0	0	0	0	0	0	0	0	2
9 CORAL AIRLINES	0	0	2	0	0	13	1	0	4	0	0	0	20
10 EMPIRE AIRWAYS	0	1	0	2	1	4	1	2	4	0	0	0	15
11 EXECUTIVE CHARTER	0	1	2	0	1	7	0	0	7	0	0	0	18
12 FLAMENCO AIRWAYS	0	0	1	0	3	9	1	0	3	0	0	0	17
13 FRONTIER FLYING	2	0	5	0	1	5	1	1	6	0	0	0	21
14 HARBOR AIRLINES	0	0	1	0	1	2	0	0	0	0	0	0	4
15 HERMENS AIR	0	4	2	0	0	4	3	1	5	0	0	0	19
16 LAB FLYING SERVICE	0	4	0	3	0	7	2	1	5	0	0	0	22
17 OCEANAIR INC	0	3	3	0	2	17	1	0	8	0	0	0	34
18 PEE DEE AIR EXPRESS	0	0	5	0	3	6	1	1	9	0	0	0	25
19 PEGASUS AVIATION	0	0	0	0	0	0	1	1	5	0	0	0	7
20 PENNSYLVANIA	0	1	1	0	3	3	1	1	9	0	0	0	19
21 SUNBIRD (LOUISVILLE)	0	1	0	0	0	2	0	1	1	0	0	0	5
22 VIRGIN ISLANDS	0	0	3	0	0	5	0	0	6	0	0	0	14
23 WESTFLIGHT AVIATION	1	2	1	0	0	1	0	0	1	0	0	0	6
TOTAL	4	22	39	9	18	104	21	13	98	6	2	0	336
AVERAGE	0.2	1.0	1.7	0.4	0.8	4.5	0.9	0.6	4.3	0.3	0.1	0	14.6

TABLE 17
 RANGE OF FISCAL YEAR 1984 MAINTENANCE INSPECTIONS
 SAMPLE OF 23 PART 135 AIR CARRIERS
 LESS THAN 4,000 OPERATING HOURS

40

OPERATOR	INSPECTN	MECHNC	REPRMN	MAIN BASE	SUB BASE	LINE STATION	FUELING FACILITY	SPOT	HAMP	TRNING	PERSONL RECORDS	A/C MA RECORDS	ENROUTE	MANUAL/ PROCDS	TOTAL
1 AIR SEDONA	0	0	0	2	0	0	0	2	2	0	0	1	0	1	8
2 AIR VECTORS	0	0	0	0	0	0	0	0	2	0	0	0	0	0	2
3 AIRPAC INC	0	0	0	1	0	1	0	0	3	0	0	0	0	0	5
4 AMERICAIR	0	0	0	0	0	0	0	1	0	0	0	1	0	0	2
5 ARCATA FLYING	0	0	0	5	0	0	0	6	24	0	0	2	2	0	39
6 AUDI AIR	0	0	0	2	1	0	4	9	0	1	0	4	0	0	21
7 BELLAIR	0	0	0	2	0	0	2	2	4	1	1	0	1	1	14
8 COASTAL AIRLINES	0	0	0	1	0	0	0	0	0	0	0	0	0	0	1
9 CORAL AIRLINES	0	0	0	2	0	0	0	2	8	0	0	0	8	0	20
10 EMPIRE AIRWAYS	0	0	0	5	0	1	1	1	7	1	0	0	0	1	15
11 EXECUTIVE CHARTER	0	0	0	2	0	0	0	2	6	1	0	1	0	0	12
12 FLAMENCO AIRWAYS	0	0	0	1	0	1	0	4	1	0	0	0	0	0	7
13 FRONTIER FLYING	0	0	0	0	0	0	1	8	2	1	0	2	3	1	18
14 HARBOR AIRLINES	0	0	0	2	0	0	0	1	5	0	0	0	0	1	9
15 HERMENS AIR	0	0	0	5	0	0	0	1	5	1	0	1	3	1	15
16 LAB FLYING SERVICE	0	0	0	1	1	0	0	2	4	1	0	1	2	1	13
17 OCEANAIR INC	0	0	0	5	0	0	0	5	14	0	0	4	9	3	38
18 PEE DEE AIR EXPRESS	0	0	0	1	0	0	0	1	4	0	0	1	0	0	7
19 PEGASUS AVIATION	0	0	0	0	0	0	0	0	3	0	0	6	0	0	9
20 PENNSYLVANIA	0	0	0	4	0	0	0	1	5	1	1	6	3	3	26
21 SUNBIRD (LOUISVILLE)	0	0	0	1	0	0	0	0	4	0	0	3	0	0	8
22 VIRGIN ISLANDS	0	0	0	2	0	0	0	1	2	0	0	0	3	0	8
23 WESTFLIGHT AVIATION	0	0	0	3	0	0	2	0	2	0	0	0	0	0	7
TOTAL	0	0	0	43	2	3	10	47	107	8	2	33	34	13	304
AVERAGE	0	0	0	1.9	0.1	0.1	0.4	2.0	4.7	0.3	0.1	1.4	1.5	0.7	13.2

TABLE 18
 RANGE OF FISCAL YEAR 1984 AVIONICS INSPECTIONS
 SAMPLE OF 23 PART 135 AIR CARRIERS
 LESS THAN 4,000 OPERATING HOURS

	REPAIRMAN	MAIN BASE	LINE STATION	SPOT	RAMP	A/C MA RECORDS	ENROUTE	MANUAL/ PROCORS	ALTIMTR SOURCE	SUB BASE	CON MA FACILITY	TRNING	PERSONL RECORDS	TOTAL
1 AIR SEDONA	0	0	0	0	0	0	0	0	0	0	0	0	0	0
2 AIR VECTORS	0	0	0	0	0	0	0	0	0	0	0	0	0	0
3 AIFPAC INC	1	0	0	0	0	0	0	0	0	0	0	0	0	1
4 AMERICAIR	0	0	0	0	0	3	0	0	0	0	0	0	0	3
5 ARCATA FLYING	0	2	0	0	2	0	0	0	0	0	0	0	0	4
6 AUDI AIR	0	0	0	0	0	0	0	0	0	0	0	0	0	0
7 BELLAIR	0	0	0	0	0	0	0	0	0	0	0	0	0	0
8 COASTAL AIRLINES	0	0	0	0	0	0	0	0	0	0	0	0	0	0
9 CURAL AIRLINES	0	0	0	0	0	0	0	0	0	0	0	0	0	0
10 EMPIRE AIRWAYS	0	3	1	4	0	1	0	1	0	0	0	0	0	10
11 EXECUTIVE CHARTER	0	0	0	0	0	0	0	0	0	0	0	0	0	0
12 FLAMENDO AIRWAYS	0	0	0	0	0	0	0	0	0	0	0	0	0	0
13 FRONTIER FLYING	0	0	0	0	0	0	0	0	0	0	0	0	0	0
14 HARBOR AIRLINES	0	0	0	1	1	0	0	0	0	0	0	0	0	2
15 HERMENS AIR	0	0	0	0	0	0	0	0	0	0	0	0	0	0
16 LAB FLYING SERVICE	0	0	0	0	0	0	0	0	0	0	0	0	0	0
17 OCEANAIR INC	0	0	0	0	0	0	0	0	0	0	0	0	0	0
18 PEE DEE AIR EXPRESS	0	1	0	0	0	0	0	0	0	0	0	0	0	1
19 PEGASUS AVIATION	0	0	0	0	2	3	0	0	0	0	0	0	0	5
20 PENNSYLVANIA	0	2	0	0	8	1	2	1	0	0	0	0	0	14
21 SUNBIRD (LOUISVILLE)	0	0	0	0	0	0	0	0	0	0	0	0	0	0
22 VIRGIN ISLANDS	0	0	0	0	0	0	0	0	0	0	0	0	0	0
23 WESTFLIGHT AVIATION	0	0	0	0	0	0	0	0	0	0	0	0	0	0
TOTAL	1	8	1	5	13	8	2	2	0	0	0	0	0	40
AVERAGE	.0	0.3	.0	0.2	0.6	0.3	0.1	0.1	0	0	0	0	0	1.7

TABLE 19
 RANGE OF FISCAL YEAR 1984 FAA INSPECTIONS
 SAMPLE OF 15 PART 135 AIR CARRIERS
 BETWEEN 4,000 AND 10,000 OPERATING HOURS

CARRIER	OPERATIONS	MAINTENANCE	AVIONICS	TOTAL
1 AERO COACH	22	15	0	37
2 AIR MOLOKAI	6	24	1	31
3 ARCTIC CIRCLE AIR	30	35	0	65
4 CAPE SMYTHE AIR	24	38	0	62
5 CHALKS INTERNATIONAL	21	5	0	26
6 COLGAN AIRLINES	14	38	32	84
7 HOLIDAY AIRLINES	3	1	0	4
8 NATIONAL COMMUTER	11	3	1	15
9 RANSOME AIRLINES	25	17	36	78
10 ROCKY MOUNTAIN	17	3	3	23
11 SEA AIRMOTIVE	3	4	0	7
12 SOUTH CENTRAL AIR	36	26	0	62
13 SOUTH PACIFIC	44	17	2	63
14 SUNBIRD (CHARLOTTE)	56	36	15	107
15 VIEQUES AIR	37	22	0	59
TOTAL	349	284	90	723
AVERAGE	23.3	18.9	6.0	48.2

TABLE 20
 RANGE OF FISCAL YEAR 1984 OPERATIONS INSPECTIONS
 SAMPLE OF 15 PART 135 AIR CARRIERS
 BETWEEN 4,000 AND 10,000 OPERATING HOURS

	OPERATOR INSPECTN	CHECK AIRMAN	MAIN BASE	SUB BASE	LINE STATION	RAMP	PERSONL TRNING	RECORDS	ENROUTE	MANUAL/ PROCDRS	DISPTCH CENTER	AIRPORT	TOTAL
1 AERO COACH	0	0	1	0	1	11	1	0	8	0	0	0	22
2 AIR MOLOKAI	0	1	0	0	1	2	0	0	2	0	0	0	6
3 ARCTIC CIRCLE AIR	2	1	3	2	1	9	2	1	9	0	0	0	30
4 CAPE SMYTHE AIR	0	2	5	0	1	7	1	1	7	0	0	0	24
5 CHALKS INTERNATIONAL	0	8	1	0	0	6	1	1	4	0	0	0	21
6 COLGAN AIRLINES	0	1	0	0	0	0	3	0	9	0	1	0	14
7 HOLIDAY AIRLINES	0	3	0	0	0	0	0	0	0	0	0	0	3
8 NATIONAL COMMUTER	0	1	3	0	0	6	1	0	0	0	0	0	11
8 RANSOME AIRLINES	0	0	0	0	2	8	3	0	12	0	0	0	25
10 ROCKY MOUNTAIN	0	1	0	0	1	5	2	0	5	0	2	1	17
11 SEA AIRMOTIVE	0	0	0	0	0	0	0	0	2	0	1	0	3
12 SOUTH CENTRAL AIR	0	0	7	2	0	16	1	1	9	0	0	0	36
13 SOUTH PACIFIC	0	0	0	0	3	9	3	3	17	8	1	0	44
14 SUNBIRD (CHARLOTTE)	0	4	2	0	3	16	2	1	26	2	0	0	56
15 VIEQUES AIR	0	0	1	0	5	18	1	0	12	0	0	0	37
TOTAL	2	22	23	4	18	113	21	8	122	10	5	1	349
AVERAGE	0.1	1.5	1.5	0.3	1.2	7.5	1.4	0.5	8.1	0.7	0.5	0.1	23.3

TABLE 21
 RANGE OF FISCAL YEAR 1984 MAINTENANCE INSPECTIONS
 SAMPLE OF 15 PART 135 AIR CARRIERS
 BETWEEN 4,000 AND 10,000 OPERATING HOURS

	OPERATOR INSPECTN	MECHNC	REPRM	MAIN BASE	SUB BASE	LINE STATION	FUELING FACILITY	SPOT	RAMP	TRNG	PERSONL RECORDS	A/C MA RECORDS	ENROUTE	MANUAL/ PROCDRS	TOTAL
	AERO COACH	0	0	0	1	0	0	3	8	1	0	1	0	1	15
	AIR MOLOKAI	0	0	0	1	0	0	7	5	1	0	3	1	6	24
	ARCTIC CIRCLE AIR	1	0	0	6	0	1	10	4	1	0	6	3	3	35
	CAPE SMYTHE AIR	0	0	0	8	0	1	12	8	1	0	5	1	2	38
	CHALKS INTERNATIONAL	0	0	0	1	0	0	0	2	1	0	0	1	0	5
	COLGAN AIRLINES	0	0	0	1	0	0	1	20	1	0	9	4	2	38
	HOLIDAY AIRLINES	0	0	0	0	0	0	0	1	0	0	0	0	0	1
	NATIONAL COMMUTER	0	0	0	2	0	0	0	0	1	0	0	0	0	3
4	RANSOME AIRLINES	0	0	0	0	0	0	5	11	0	0	0	0	1	17
	ROCKY MOUNTAIN	0	0	0	0	0	0	1	1	0	0	1	0	0	3
	SEA AIRMOTIVE	0	0	0	0	0	0	3	1	0	0	0	0	0	4
	SOUTH CENTRAL AIR	0	0	0	1	0	0	2	12	0	0	0	11	0	26
	SOUTH PACIFIC	0	0	0	0	0	2	3	5	0	0	3	4	0	17
	SUNBIRD (CHARLOTTE)	0	0	0	4	0	0	3	21	1	0	1	5	1	36
	VIEQUES AIR	0	0	0	1	0	0	3	5	1	0	3	8	1	22
	TOTAL	1	0	0	26	0	3	53	104	9	0	32	38	17	284
	AVERAGE	0.1	0	0	1.7	0	0.2	3.5	6.9	0.6	0	2.1	2.5	1.1	18.9

TABLE 22
 RANGE OF FISCAL YEAR 1984 AVIONICS INSPECTIONS
 SAMPLE OF 15 PART 135 AIR CARRIERS
 BETWEEN 4,000 AND 10,000 OPERATING HOURS

	REPAIRMAN	MAIN BASE	LINE STATION	SPOT	RAMP	A/C MA RECORDS	ENROUTE	MANUAL/ PROCDS	ALTMTR SOURCE	SUB BASE	CON MA FACILITY	PERSONL TRNING RECORDS	TOTAL
1 AERO COACH	0	0	0	0	0	0	0	0	0	0	0	0	0
2 AIR MOLOKAI	0	0	0	0	0	1	0	0	0	0	0	0	1
3 ARCTIC CIRCLE AIR	0	0	0	0	0	0	0	0	0	0	0	0	0
4 CAPE SMYTHE AIR	0	0	0	0	0	0	0	0	0	0	0	0	0
5 CHALKS INTERNATIONAL	0	0	0	0	0	0	0	0	0	0	0	0	0
6 COLGAN AIRLINES	0	2	1	0	15	11	2	1	0	0	0	0	32
7 HOLIDAY AIRLINES	0	0	0	0	0	0	0	0	0	0	0	0	0
8 NATIONAL COMPUTER	0	0	0	0	0	0	0	1	0	0	0	0	1
9 RANSOME AIRLINES	0	3	0	1	5	27	0	0	0	0	0	0	36
10 ROCKY MOUNTAIN	0	0	1	0	1	0	0	0	1	0	0	0	3
11 SEA AIRMOTIVE	0	0	0	0	0	0	0	0	0	0	0	0	0
12 SOUTH CENTRAL AIR	0	0	0	0	0	0	0	0	0	0	0	0	0
13 SOUTH PACIFIC	0	0	0	0	0	2	0	0	0	0	0	0	2
14 SUNBIRD (CHARLOTTE)	0	1	0	0	2	1	11	0	0	0	0	0	15
15 VIEQUES AIR	0	0	0	0	0	0	0	0	0	0	0	0	0
TOTAL	0	6	2	1	23	42	13	2	1	0	0	0	90
AVERAGE	0	0.4	0.1	0.1	1.5	2.8	0.9	0.1	0.1	0	0	0	6.0

45

TABLE 23
 RANGE OF FY 1984 FAA INSPECTIONS
 SAMPLE OF 14 PART 135 AIR CARRIERS
 GREATER THAN 10,000 OPERATING HOURS

CARRIER	OPERATIONS	MAINTENANCE	AVIONICS	TOTAL
1 ATLANTIS AIRLINES	45	15	9	69
2 CASCADE AIRWAYS	41	70	21	132
3 COMAIR INC	102	95	20	217
4 GOLDEN PACIFIC	35	9	5	49
5 HORIZON AIR	7	26	5	38
6 PROVINCETOWN-BOSTON	340	82	2	424
7 PUERTO RICO INT'L	65	52	0	117
8 ROYAL HAWAIIAN	5	38	8	51
9 RYAN AIR SERVICE	21	36	0	57
10 SAN JUAN AIRLINES	0	45	0	45
11 SOUTHERN JERSEY	36	15	7	58
12 SUN AIRE AIRLINES	88	31	9	128
13 SUN WEST AIRLINES	26	14	5	45
14 TRANS COLORADO	18	12	9	39
TOTAL	829	540	100	1469
AVERAGE	59.2	38.6	7.1	104.9

TABLE 24
 RANGE OF FISCAL YEAR 1984 OPERATIONS INSPECTIONS
 SAMPLE OF 14 PART 135 AIR CARRIERS
 GREATER THAN 10,000 OPERATING HOURS

47

	OPERATOR INSPECTN	CHECK AIRMAN	MAIN BASE	SUB BASE	LINE STATION	RAMP	TRNG	PERSONL RECORDS	ENROUTE	MANUAL/ PROCDS	DISPTCH CENTER	AIRPORT	TOTAL
1 ATLANTIS AIRLINES	0	1	4	0	3	10	1	0	24	1	0	1	45
2 CASCADE AIRWAYS	0	0	1	0	0	13	1	0	24	0	2	0	41
3 COMAIR INC	0	15	6	0	6	39	7	0	29	0	0	0	102
4 GOLDEN PACIFIC	0	0	2	0	9	13	1	1	7	2	0	0	35
5 HORIZON AIR	0	1	0	0	1	0	0	0	5	0	0	0	7
6 PROVINCETOWN-BOSTON	0	18	5	2	26	145	1	0	143	0	0	0	340
7 PUERTO RICO INT'L	0	1	2	0	10	15	1	0	36	0	0	0	65
8 ROYAL HAWAIIAN	0	0	0	0	0	3	1	1	0	0	0	0	5
9 RYAN AIR SERVICE	0	0	2	2	0	7	2	2	6	0	0	0	21
10 SAN JUAN AIRLINES	0	0	0	0	0	0	0	0	0	0	0	0	0
11 SOUTHERN JERSEY	0	3	1	0	7	11	1	2	11	0	0	0	36
12 SUN AIRE AIRLINES	0	13	6	0	6	18	3	3	38	1	0	0	88
13 SUN WEST AIRLINES	0	0	4	0	6	6	1	1	6	2	0	0	26
14 TRANS COLORADO	0	0	2	0	3	8	2	1	2	0	0	0	18
TOTAL	0	52	35	4	77	288	22	11	331	6	2	1	829
AVERAGE	0	3.7	2.5	0.3	5.5	20.6	1.6	0.8	23.6	0.4	0.1	0.1	59.2

TABLE 25
 RANGE OF FISCAL YEAR 1984 MAINTENANCE INSPECTIONS
 SAMPLE OF 14 PART 135 AIR CARRIERS
 GREATER THAN 10,000 OPERATING HOURS

48

OPERATOR	INSPECTN	MECHNIC	REPARMN	MAIN BASE	SUB BASE	LINE STATION	FUELING FACILITY	SPOT	RAMP	TRNG	PERSONL RECORDS	A/C MA RECORDS	ENROUTE	MANUAL/ PROCORS	TOTAL
1 ATLANTIS AIRLINES	0	0	0	3	0	0	0	3	5	2	0	0	2	0	15
2 CASCADE AIRWAYS	0	10	1	3	1	3	6	7	35	1	0	0	2	1	70
3 COMAIR INC	0	0	0	9	0	3	0	35	24	1	0	21	1	1	95
4 GOLDEN PACIFIC	0	0	0	1	0	0	0	1	4	1	0	1	0	1	9
5 HORIZON AIR	0	0	0	0	0	0	0	4	16	0	0	4	1	1	26
6 PROVIDENTOWN-BOSTON	0	0	0	0	1	1	0	0	73	1	0	0	6	0	82
7 PUERTO RICO INT'L	0	0	0	3	0	0	0	3	18	2	2	6	17	1	52
8 ROYAL HAWAIIAN	0	0	0	4	0	0	0	6	13	1	0	9	2	3	38
9 RYAN AIR SERVICE	0	0	0	4	2	0	1	9	9	1	0	5	4	1	36
10 SAN JUAN AIRLINES	0	0	0	6	0	1	0	6	27	0	0	0	5	0	45
11 SOUTHERN JERSEY	0	0	0	1	0	0	0	0	5	0	0	1	8	0	15
12 SUN AIRE AIRLINES	0	0	0	4	0	0	1	4	10	1	0	5	1	5	31
13 SUN WEST AIRLINES	0	0	0	2	0	0	0	2	7	1	0	0	0	2	14
14 TRANS COLORADO	0	0	0	3	0	0	0	0	1	1	0	2	3	2	12
TOTAL	0	10	1	43	4	8	8	80	247	15	2	54	52	18	340
AVERAGE	0	0.7	0.1	3.1	0.3	0.6	0.6	5.7	17.6	0.9	0.1	3.9	3.7	1.3	38.6

TABLE 26
 RANGE OF FISCAL YEAR 1984 AVIONICS INSPECTIONS
 SAMPLE OF 14 PART 135 AIR CARRIERS
 GREATER THAN 10,000 OPERATING HOURS

	REPAIRMAN	MAIN BASE	LINE STATION	SPOT	RAMP	A/C MA RECORDS	ENROUTE	MANUAL/ PROCDS	ALTIMTR SOURCE	SUB BASE	CON MA FACILTY	TRNING	PERSONL RECORDS	TOTAL
1 ATLANTIS AIRLINES	0	2	0	0	1	0	6	0	0	0	0	0	0	9
2 CASCADE AIRWAYS	4	4	0	6	7	0	0	0	0	0	0	0	0	21
3 COMAIR INC	0	0	0	0	12	0	8	0	0	0	0	0	0	20
4 GOLDEN PACIFIC	0	1	0	1	3	0	0	0	0	0	0	0	0	5
5 HORIZON AIR	0	2	0	0	1	0	2	0	0	0	0	0	0	5
6 PROVINCETOWN-BOSTON	0	0	0	0	2	0	0	0	0	0	0	0	0	2
7 PUERTO RICO INT'L	0	0	0	0	0	0	0	0	0	0	0	0	0	0
8 ROYAL HAWAIIAN	0	0	0	1	7	0	0	0	0	0	0	0	0	8
9 RYAN AIR SERVICE	0	0	0	0	0	0	0	0	0	0	0	0	0	0
10 SAN JUAN AIRLINES	0	0	0	0	0	0	0	0	0	0	0	0	0	0
11 SOUTHERN JERSEY	0	1	0	0	2	1	2	1	0	0	0	0	0	7
12 SUN AIRE AIRLINES	0	1	0	0	5	3	0	0	0	0	0	0	0	9
13 SUN WEST AIRLINES	0	1	0	1	3	0	0	0	0	0	0	0	0	5
14 TRANS COLORADO	0	0	1	2	4	0	2	0	0	0	0	0	0	9
TOTAL	4	12	1	11	47	4	20	1	0	0	0	0	0	100
AVERAGE	0.3	0.9	0.1	0.8	3.4	0.3	1.4	0.1	0	0	0	0	0	7.1

TABLE 27

RESULTS OF FY 1984 FAA INSPECTIONS
FOR 92 SAMPLED AIR CARRIERS IN 5 FAA REGIONS

CATEGORY/ FAA REGION	PRE-NATI*			DURING AND AFTER NATI*		
	10/1/83 to 2/29/84			3/1/84 to 9/30/84		
	% SAT	% UNSAT	% UNMARKED	% SAT	% UNSAT	% UNMARKED

OPERATIONS						
ALASKA	90	10	0	85	12	3
EASTERN	99	1	0	95	5	0
NORTHWEST MT	92	7	1	91	8	1
SOUTHERN	92	7	1	88	12	0
WESTERN PAC	96	4	1	92	7	1
MAINTENANCE						
ALASKA	96	3	1	92	7	0
EASTERN	62	22	16	73	26	1
NORTHWEST MT	97	2	2	92	7	1
SOUTHERN	84	13	3	82	17	1
WESTERN PAC	87	11	2	88	11	1
AVIONICS						
ALASKA	100	0	0	95	2	3
EASTERN	92	2	5	88	9	3
NORTHWEST MT	94	4	2	93	6	1
SOUTHERN	87	10	3	87	9	3
WESTERN PAC	90	7	3	92	7	1

* NATIONAL AIR TRANSPORTATION INSPECTION PROGRAM
CONDUCTED BY FAA FROM ABOUT 3/1/84 TO 6/1/84

TABLE 28

DISTRIBUTION OF INSPECTIONS
 BY INSPECTION CATEGORY - 5 FAA REGIONS
 FISCAL YEAR 1984

REGION	OPERATIONS	MAINTENANCE	AVIONICS
ALASKA	45%	47%	8%
EASTERN	36%	33%	31%
NORTHWEST MTN	49%	40%	11%
SOUTHERN	56%	34%	10%
WESTERN PAC	40%	47%	13%

TABLE 29

RANGE AND AVERAGE OF TOTAL INSPECTIONS
5 FAA REGIONS - FISCAL YEAR 1984

REGION	PART 121 CARRIERS	PART 135 CARRIERS

ALASKA		
HIGH	143	65
LOW	71	7
AVERAGE	107	34
EASTERN		
HIGH	275	84
LOW	9	4
AVERAGE	126	34
NORTHWEST MTN		
HIGH	2280	132
LOW	37	15
AVERAGE	416	63
SOUTHERN		
HIGH	1638	424
LOW	2	3
AVERAGE	333	97
WESTERN PAC		
HIGH	1348	128
LOW	21	22
AVERAGE	268	60

Note: The average shown in this table is a weighted average that incorporates the sampling procedures used during this review. (App. II describes the sampling strategy.)

TABLE 30

RANGE AND AVERAGE OF INSPECTIONS
 BY INSPECTION CATEGORY - 5 FAA REGIONS
 FISCAL YEAR 1984

REGION	PART 121 CARRIERS			PART 135 CARRIERS		
	OPERA TIONS	MAINTENANCE	AVI ONICS	OPERA TIONS	MAINTENANCE	AVI ONICS
ALASKA						
HIGH	42	69	32	36	38	1
LOW	23	26	20	3	4	0
AVERAGE	33	49	25	18	16	0
EASTERN						
HIGH	157	108	99	36	38	36
LOW	0	4	5	0	1	0
AVERAGE	50	37	39	10	13	11
NORTHWEST MTN						
HIGH	1335	728	217	41	70	21
LOW	14	8	6	0	3	0
AVERAGE	215	161	40	21	32	11
SOUTHERN						
HIGH	945	542	151	340	95	20
LOW	0	2	0	2	1	0
AVERAGE	174	119	40	64	28	4
WESTERN PAC						
HIGH	523	709	116	88	39	9
LOW	7	11	3	6	8	0
AVERAGE	100	130	38	34	22	4
ALL REGIONS						
HIGH	1335	728	217	340	95	36
LOW	0	2	0	0	1	0
AVERAGE	141	119	38	36	22	4

Note: The average shown in this chart is a weighted average that incorporates the sampling procedures used during this review. (App. II describes the sampling strategy.)

TABLESFISCAL YEAR 1984FAA INSPECTIONS FOR92 SAMPLED AIR CARRIERS

The following tables summarize the number, type, and percentage of fiscal year 1984 FAA inspections for each of the 92 sampled air carriers. Also shown for each carrier are separate totals for inspections conducted by FAA as part of the National Air Transportation Inspection (NATI) from March 1, 1984 to June 1, 1984. In addition, information is presented for each carrier on the applicable FAA regulation, the air carrier's fleet size and fiscal year 1984 operating hours, and the location of the FAA office having principal responsibility for oversight of the air carrier.

CARRIER: Aero Coach
 FAA REGULATIONS: 135
 TOTAL FAA INSPECTIONS: 37

FAA CERTIFYING OFFICE: Miami
 FLEET SIZE: 14
 FLEET OPERATING HOURS: 4,250

INSPECTION TYPE	FY 1984 INSPECTIONS			PERCENT
	ROUTINE	NATI	TOTAL	
OPERATIONS				
Operator Inspection	-	-	-	-
Check Airman	-	-	-	-
Main Base	1	-	1	2.7
Sub Base	-	-	-	-
Line Station	-	1	1	2.7
Ramp Check	11	-	11	29.7
Training	-	1	1	2.7
Personnel Records	-	-	-	-
Enroute	8	-	8	21.6
Manual/Procedures	-	-	-	-
Dispatch Center	-	-	-	-
Airport/Heliport	-	-	-	-
MAINTENANCE				
Mechanic	-	-	-	-
Repairman	-	-	-	-
Main Base	-	1	1	2.7
Sub Base	-	-	-	-
Line Station	-	-	-	-
Contract MA Facility	-	-	-	-
Fueling Facility	-	-	-	-
Spot Check	-	3	3	8.1
Ramp Check	2	6	8	21.6
Training	-	1	1	2.7
Personnel Records	-	-	-	-
Aircraft MA Records	-	1	1	2.7
Enroute	-	-	-	-
Manual/Procedures	-	1	1	2.7
Airport/Heliport	-	-	-	-
AVIONICS				
Repairman	-	-	-	-
Main Base	-	-	-	-
Sub Base	-	-	-	-
Line Station	-	-	-	-
Contract MA Facility	-	-	-	-
Spot Check	-	-	-	-
Ramp Check	-	-	-	-
Training	-	-	-	-
Personnel Records	-	-	-	-
Aircraft MA Records	-	-	-	-
Enroute	-	-	-	-
Manual/Procedures	-	-	-	-
TOTALS	22	15	37	100%

RESULTS OF INSPECTIONS:

17(46%) Satisfactory 20(54%) Unsatisfactory

CARRIER: Air Atlanta Inc
 FAA REGULATIONS: 121
 TOTAL FAA INSPECTIONS: 114

FAA CERTIFYING OFFICE: Atlanta
 FLEET SIZE: 5
 FLEET OPERATING HOURS: 6,268

INSPECTION TYPE	FY 1984 INSPECTIONS			PERCENT
	ROUTINE	NATI	TOTAL	
OPERATIONS				
Operator Inspection	-	-	-	-
Check Airman	-	-	-	-
Main Base	-	1	1	0.9
Sub Base	-	-	-	-
Line Station	1	2	3	2.6
Ramp Check	-	4	4	3.5
Training	2	2	4	3.5
Personnel Records	-	1	1	0.9
Enroute	39	7	46	40.4
Manual/Procedures	-	-	-	-
Dispatch Center	-	1	1	0.9
Airport/Heliport	-	-	-	-
MAINTENANCE				
Mechanic	-	-	-	-
Repairman	-	-	-	-
Main Base	-	1	1	0.9
Sub Base	-	-	-	-
Line Station	-	-	-	-
Contract MA Facility	-	-	-	-
Fueling Facility	-	-	-	-
Spot Check	1	1	2	1.8
Ramp Check	24	1	25	21.9
Training	-	1	1	0.9
Personnel Records	-	-	-	-
Aircraft MA Records	-	1	1	0.9
Enroute	4	2	6	5.3
Manual/Procedures	-	-	-	-
Airport/Heliport	-	-	-	-
AVIONICS				
Repairman	-	-	-	-
Main Base	-	-	-	-
Sub Base	-	-	-	-
Line Station	1	-	1	0.9
Contract MA Facility	-	-	-	-
Spot Check	2	-	2	1.8
Ramp Check	4	-	4	3.5
Training	-	-	-	-
Personnel Records	-	-	-	-
Aircraft MA Records	5	-	5	4.4
Enroute	6	-	6	5.3
Manual/Procedures	-	-	-	-
TOTALS	89	25	114	100%

RESULTS OF INSPECTIONS:
 101(89%) Satisfactory 13(11%) Unsatisfactory

CARRIER: Air California
 FAA REGULATIONS: 121
 TOTAL FAA INSPECTIONS: 232

FAA CERTIFYING OFFICE: Oakland
 FLEET SIZE: 24
 FLEET OPERATING HOURS: 64,899

INSPECTION TYPE	FY 1984 INSPECTIONS			PERCENT
	ROUTINE	NATI	TOTAL	
OPERATIONS				
Operator Inspection	-	-	-	-
Check Airman	-	-	-	-
Main Base	-	-	-	-
Sub Base	-	-	-	-
Line Station	1	-	1	0.4
Ramp Check	-	-	-	-
Training	-	-	-	-
Personnel Records	1	-	1	0.4
Enroute	59	2	61	26.3
Manual/Procedures	-	-	-	-
Dispatch Center	-	-	-	-
Airport/Heliport	-	-	-	-
MAINTENANCE				
Mechanic	-	-	-	-
Repairman	-	-	-	-
Main Base	1	-	1	0.4
Sub Base	-	-	-	-
Line Station	1	1	2	0.9
Contract MA Facility	-	-	-	-
Fueling Facility	1	-	1	0.4
Spot Check	36	3	39	16.8
Ramp Check	25	7	32	13.8
Training	-	1	1	0.4
Personnel Records	-	-	-	-
Aircraft MA Records	29	6	35	15.1
Enroute	1	-	1	0.4
Manual/Procedures	3	1	4	1.7
Airport/Heliport	-	-	-	-
AVIONICS				
Repairman	-	-	-	-
Main Base	-	-	-	-
Sub Base	-	-	-	-
Line Station	-	-	-	-
Contract MA Facility	-	-	-	-
Spot Check	7	-	7	3.0
Ramp Check	6	1	7	3.0
Training	-	-	-	-
Personnel Records	-	-	-	-
Aircraft MA Records	14	-	14	6.0
Enroute	20	2	22	9.5
Manual/Procedures	3	-	3	1.3
TOTALS	208	24	232	100%

RESULTS OF INSPECTIONS:
 222 (96%) Satisfactory 8 (3%) Unsatisfactory 2 (1%) Unmarked

CARRIER: Air Molokai
 FAA REGULATIONS: 135
 TOTAL FAA INSPECTIONS: 31

FAA CERTIFYING OFFICE: Honolulu
 FLEET SIZE: 6
 FLEET OPERATING HOURS: 4,356

INSPECTION TYPE	FY 1984 INSPECTIONS			PERCENT
	ROUTINE	NATI	TOTAL	
OPERATIONS				
Operator Inspection	-	-	-	-
Check Airman	1	-	1	3.2
Main Base	-	-	-	-
Sub Base	-	-	-	-
Line Station	-	1	1	3.2
Ramp Check	-	2	2	6.5
Training	-	-	-	-
Personnel Records	-	-	-	-
Enroute	-	2	2	6.5
Manual/Procedures	-	-	-	-
Dispatch Center	-	-	-	-
Airport/Heliport	-	-	-	-
MAINTENANCE				
Mechanic	-	-	-	-
Repairman	-	-	-	-
Main Base	1	-	1	3.2
Sub Base	-	-	-	-
Line Station	-	-	-	-
Contract MA Facility	-	-	-	-
Fueling Facility	-	-	-	-
Spot Check	4	3	7	22.6
Ramp Check	3	2	5	16.1
Training	-	1	1	3.2
Personnel Records	-	-	-	-
Aircraft MA Records	2	1	3	9.7
Enroute	1	-	1	3.2
Manual/Procedures	2	4	6	19.4
Airport/Heliport	-	-	-	-
AVIONICS				
Repairman	-	-	-	-
Main Base	-	-	-	-
Sub Base	-	-	-	-
Line Station	-	-	-	-
Contract MA Facility	-	-	-	-
Spot Check	-	-	-	-
Ramp Check	-	-	-	-
Training	-	-	-	-
Personnel Records	-	-	-	-
Aircraft MA Records	1	-	1	3.2
Enroute	-	-	-	-
Manual/Procedures	-	-	-	-
TOTALS	15	16	31	100%

RESULTS OF INSPECTIONS:
 24(77%) Satisfactory 7(23%) Unsatisfactory

CARRIER: Air Sedona
 FAA REGULATIONS: 135
 TOTAL FAA INSPECTIONS: 22

FAA CERTIFYING OFFICE: Scottsdale
 FLEET SIZE: 3
 FLEET OPERATING HOURS: Not Available

INSPECTION TYPE	FY 1984 INSPECTIONS			PERCENT
	ROUTINE	NATI	TOTAL	
OPERATIONS				
Operator Inspection	-	-	-	-
Check Airman	-	-	-	-
Main Base	-	1	1	4.5
Sub Base	-	-	-	-
Line Station	-	1	1	4.5
Ramp Check	-	2	2	9.1
Training	-	1	1	4.5
Personnel Records	-	1	1	4.5
Enroute	3	2	5	22.7
Manual/Procedures	1	2	3	13.6
Dispatch Center	-	-	-	-
Airport/Heliport	-	-	-	-
MAINTENANCE				
Mechanic	-	-	-	-
Repairman	-	-	-	-
Main Base	-	2	2	9.1
Sub Base	-	-	-	-
Line Station	-	-	-	-
Contract MA Facility	-	-	-	-
Fueling Facility	-	-	-	-
Spot Check	-	2	2	9.1
Ramp Check	-	2	2	9.1
Training	-	-	-	-
Personnel Records	-	-	-	-
Aircraft MA Records	-	1	1	4.5
Enroute	-	-	-	-
Manual/Procedures	-	1	1	4.5
Airport/Heliport	-	-	-	-
AVIONICS				
Repairman	-	-	-	-
Main Base	-	-	-	-
Sub Base	-	-	-	-
Line Station	-	-	-	-
Contract MA Facility	-	-	-	-
Spot Check	-	-	-	-
Ramp Check	-	-	-	-
Training	-	-	-	-
Personnel Records	-	-	-	-
Aircraft MA Records	-	-	-	-
Enroute	-	-	-	-
Manual/Procedures	-	-	-	-
TOTALS	4	18	22	100%

RESULTS OF INSPECTIONS:
 14(64%) Satisfactory 4(18%) Unsatisfactory 4(18%) Unmarked

CARRIER: Air Vectors Airways Inc FAA CERTIFYING OFFICE: Teterboro
 FAA REGULATIONS: 135 FLEET SIZE: 2
 TOTAL FAA INSPECTIONS: 7 FLEET OPERATING HOURS: 1,067

INSPECTION TYPE	FY 1984 INSPECTIONS			PERCENT
	ROUTINE	NATI	TOTAL	
OPERATIONS				
Operator Inspection	-	-	-	-
Check Airman	1	-	1	14.3
Main Base	1	-	1	14.3
Sub Base	-	-	-	-
Line Station	-	-	-	-
Ramp Check	1	-	1	14.3
Training	-	-	-	-
Personnel Records	-	-	-	-
Enroute	-	2	2	28.6
Manual/Procedures	-	-	-	-
Dispatch Center	-	-	-	-
Airport/Heliport	-	-	-	-
MAINTENANCE				
Mechanic	-	-	-	-
Repairman	-	-	-	-
Main Base	-	-	-	-
Sub Base	-	-	-	-
Line Station	-	-	-	-
Contract MA Facility	-	-	-	-
Fueling Facility	-	-	-	-
Spot Check	-	-	-	-
Ramp Check	1	1	2	28.6
Training	-	-	-	-
Personnel Records	-	-	-	-
Aircraft MA Records	-	-	-	-
Enroute	-	-	-	-
Manual/Procedures	-	-	-	-
Airport/Heliport	-	-	-	-
AVIONICS				
Repairman	-	-	-	-
Main Base	-	-	-	-
Sub Base	-	-	-	-
Line Station	-	-	-	-
Contract MA Facility	-	-	-	-
Spot Check	-	-	-	-
Ramp Check	-	-	-	-
Training	-	-	-	-
Personnel Records	-	-	-	-
Aircraft MA Records	-	-	-	-
Enroute	-	-	-	-
Manual/Procedures	-	-	-	-
TOTALS	4	3	7	100%

RESULTS OF INSPECTIONS:
 7 Satisfactory 0 Unsatisfactory

CARRIER: Airlift International
 FAA REGULATIONS: 121
 TOTAL FAA INSPECTIONS: 59

FAA CERTIFYING OFFICE: Miami
 FLEET SIZE: 6
 FLEET OPERATING HOURS: 5,133

INSPECTION TYPE	FY 1984 INSPECTIONS			PERCENT
	ROUTINE	NATI	TOTAL	
OPERATIONS				
Operator Inspection	-	-	-	-
Check Airman	2	-	2	3.4
Main Base	-	1	1	1.7
Sub Base	-	-	-	-
Line Station	-	-	-	-
Ramp Check	1	1	2	3.4
Training	9	-	9	15.3
Personnel Records	-	-	-	-
Enroute	8	1	9	15.3
Manual/Procedures	-	-	-	-
Dispatch Center	-	-	-	-
Airport/Heliport	-	-	-	-
MAINTENANCE				
Mechanic	-	-	-	-
Repairman	-	-	-	-
Main Base	-	-	-	-
Sub Base	-	-	-	-
Line Station	-	-	-	-
Contract MA Facility	-	-	-	-
Fueling Facility	-	-	-	-
Spot Check	3	1	4	6.8
Ramp Check	10	-	10	16.9
Training	-	-	-	-
Personnel Records	-	-	-	-
Aircraft MA Records	-	-	-	-
Enroute	-	-	-	-
Manual/Procedures	-	-	-	-
Airport/Heliport	-	-	-	-
AVIONICS				
Repairman	-	-	-	-
Main Base	9	2	11	18.6
Sub Base	-	-	-	-
Line Station	-	-	-	-
Contract MA Facility	-	-	-	-
Spot Check	-	3	3	5.1
Ramp Check	2	2	4	6.8
Training	-	1	1	1.7
Personnel Records	-	-	-	-
Aircraft MA Records	-	-	-	-
Enroute	-	-	-	-
Manual/Procedures	2	1	3	5.1
TOTALS	46	13	59	100%

RESULTS OF INSPECTIONS:
 40(68%) Satisfactory 19(32%) Unsatisfactory

CARRIER: Airpac Inc
 FAA REGULATIONS: 121
 TOTAL FAA INSPECTIONS: 71

FAA CERTIFYING OFFICE: Anchorage
 FLEET SIZE: 3
 FLEET OPERATING HOURS: 2,965

INSPECTION TYPE	FY 1984 INSPECTIONS			PERCENT
	ROUTINE	NATI	TOTAL	
OPERATIONS				
Operator Inspection	-	-	-	-
Check Airman	2	-	2	2.8
Main Base	-	-	-	-
Sub Base	-	1	1	1.4
Line Station	-	-	-	-
Ramp Check	-	-	-	-
Training	5	-	5	7.0
Personnel Records	2	1	3	4.2
Enroute	9	-	9	12.7
Manual/Procedures	1	-	1	1.4
Dispatch Center	2	-	2	2.8
Airport/Heliport	-	-	-	-
MAINTENANCE				
Mechanic	-	-	-	-
Repairman	-	-	-	-
Main Base	-	-	-	-
Sub Base	-	-	-	-
Line Station	-	-	-	-
Contract MA Facility	1	-	1	1.4
Fueling Facility	-	-	-	-
Spot Check	3	1	4	5.6
Ramp Check	5	1	6	8.5
Training	-	-	-	-
Personnel Records	-	-	-	-
Aircraft MA Records	6	-	6	8.5
Enroute	3	6	9	12.7
Manual/Procedures	-	-	-	-
Airport/Heliport	-	-	-	-
AVIONICS				
Repairman	1	-	1	1.4
Main Base	-	-	-	-
Sub Base	-	-	-	-
Line Station	-	-	-	-
Contract MA Facility	1	-	1	1.4
Spot Check	1	-	1	1.4
Ramp Check	6	-	6	8.5
Training	-	-	-	-
Personnel Records	-	-	-	-
Aircraft MA Records	11	-	11	15.5
Enroute	-	-	-	-
Manual/Procedures	2	-	2	2.8
TOTALS	61	10	71	100%

RESULTS OF INSPECTIONS:

58(82%) Satisfactory 12(17%) Unsatisfactory 1(1%) Unmarked

CARRIER: Airpac Inc
 FAA REGULATIONS: 135
 TOTAL FAA INSPECTIONS: 25

FAA CERTIFYING OFFICE: Anchorage
 FLEET SIZE: 3
 FLEET OPERATING HOURS: 1,680

INSPECTION TYPE	FY 1984 INSPECTIONS			PERCENT
	ROUTINE	NATI	TOTAL	
OPERATIONS				
Operator Inspection	-	-	-	-
Check Airman	-	-	-	-
Main Base	2	1	3	12.0
Sub Base	1	-	1	4.0
Line Station	-	1	1	4.0
Ramp Check	2	2	4	16.0
Training	1	1	2	8.0
Personnel Records	-	-	-	-
Enroute	2	3	5	20.0
Manual/Procedures	1	-	1	4.0
Dispatch Center	2	-	2	8.0
Airport/Heliport	-	-	-	-
MAINTENANCE				
Mechanic	-	-	-	-
Repairman	-	-	-	-
Main Base	1	-	1	4.0
Sub Base	1	-	1	4.0
Line Station	-	-	-	-
Contract MA Facility	-	-	-	-
Fueling Facility	-	-	-	-
Spot Check	-	-	-	-
Ramp Check	3	-	3	12.0
Training	-	-	-	-
Personnel Records	-	-	-	-
Aircraft MA Records	-	-	-	-
Enroute	-	-	-	-
Manual/Procedures	-	-	-	-
Airport/Heliport	-	-	-	-
AVIONICS				
Repairman	1	-	1	4.0
Main Base	-	-	-	-
Sub Base	-	-	-	-
Line Station	-	-	-	-
Contract MA Facility	-	-	-	-
Spot Check	-	-	-	-
Ramp Check	-	-	-	-
Training	-	-	-	-
Personnel Records	-	-	-	-
Aircraft MA Records	-	-	-	-
Enroute	-	-	-	-
Manual/Procedures	-	-	-	-
TOTALS	17	8	25	100%

RESULTS OF INSPECTIONS:
 20(80%) Satisfactory 5(20%) Unsatisfactory

CARRIER: Alaska Airlines
 FAA REGULATIONS: 121
 TOTAL FAA INSPECTIONS: 269

FAA CERTIFYING OFFICE: Seattle
 FLEET SIZE: 21
 FLEET OPERATING HOURS: 56,844

INSPECTION TYPE	FY 1984 INSPECTIONS			PERCENT
	ROUTINE	NATI	TOTAL	
OPERATIONS				
Operator Inspection	-	-	-	-
Check Airman	-	-	-	-
Main Base	-	-	-	-
Sub Base	-	-	-	-
Line Station	-	-	-	-
Ramp Check	-	-	-	-
Training	-	-	-	-
Personnel Records	-	-	-	-
Enroute	123	-	123	45.7
Manual/Procedures	-	-	-	-
Dispatch Center	-	-	-	-
Airport/Heliport	-	-	-	-
MAINTENANCE				
Mechanic	-	-	-	-
Repairman	-	-	-	-
Main Base	1	-	1	0.4
Sub Base	1	-	1	0.4
Line Station	8	-	8	3.0
Contract MA Facility	-	-	-	-
Fueling Facility	4	-	4	1.5
Spot Check	16	3	19	7.1
Ramp Check	36	2	38	14.1
Training	2	-	2	0.7
Personnel Records	-	-	-	-
Aircraft MA Records	6	-	6	2.2
Enroute	44	3	47	17.5
Manual/Procedures	1	1	2	0.7
Airport/Heliport	-	-	-	-
AVIONICS				
Repairman	1	-	1	0.4
Main Base	-	-	-	-
Sub Base	-	-	-	-
Line Station	-	-	-	-
Contract MA Facility	-	-	-	-
Spot Check	1	-	1	0.4
Ramp Check	1	-	1	0.4
Training	-	-	-	-
Personnel Records	-	-	-	-
Aircraft MA Records	1	-	1	0.4
Enroute	12	2	14	5.2
Manual/Procedures	-	-	-	-
TOTALS	258	11	269	100%

RESULTS OF INSPECTIONS:
 257(95%) Satisfactory 10(4%) Unsatisfactory 2(1%) Unmarked

CARRIER: Aloha Airlines
 FAA REGULATIONS: 121
 TOTAL FAA INSPECTIONS: 211

FAA CERTIFYING OFFICE: Honolulu
 FLEET SIZE: 10
 FLEET OPERATING HOURS: 15,959

INSPECTION TYPE	FY 1984 INSPECTIONS			PERCENT
	ROUTINE	NATI	TOTAL	
OPERATIONS				
Operator Inspection	-	-	-	-
Check Airman	-	-	-	-
Main Base	-	-	-	-
Sub Base	-	-	-	-
Line Station	5	2	7	3.3
Ramp Check	2	2	4	1.9
Training	4	-	4	1.9
Personnel Records	-	-	-	-
Enroute	34	6	40	19.0
Manual/Procedures	-	-	-	-
Dispatch Center	-	-	-	-
Airport/Heliport	-	-	-	-
MAINTENANCE				
Mechanic	-	-	-	-
Repairman	-	-	-	-
Main Base	-	1	1	0.5
Sub Base	-	-	-	-
Line Station	1	-	1	0.5
Contract MA Facility	-	-	-	-
Fueling Facility	1	-	1	0.5
Spot Check	4	1	5	2.4
Ramp Check	2	2	4	1.9
Training	5	1	6	2.8
Personnel Records	-	-	-	-
Aircraft MA Records	31	4	35	16.6
Enroute	43	-	43	20.4
Manual/Procedures	-	1	1	0.5
Airport/Heliport	-	-	-	-
AVIONICS				
Repairman	-	-	-	-
Main Base	1	-	1	0.5
Sub Base	-	-	-	-
Line Station	-	-	-	-
Contract MA Facility	-	-	-	-
Spot Check	5	1	6	2.8
Ramp Check	8	1	9	4.3
Training	-	-	-	-
Personnel Records	-	-	-	-
Aircraft MA Records	30	1	31	14.7
Enroute	5	-	5	2.4
Manual/Procedures	6	1	7	3.3
TOTALS	187	24	211	100%

RESULTS OF INSPECTIONS:

202(96%) Satisfactory 7(3%) Unsatisfactory 2(1%) Unmarked

CARRIER: America West Airlines
 FAA REGULATIONS: 121
 TOTAL FAA INSPECTIONS: 571

FAA CERTIFYING OFFICE: Scottsdale
 FLEET SIZE: 19
 FLEET OPERATING HOURS: 40,664

INSPECTION TYPE	FY 1984 INSPECTIONS			PERCENT
	ROUTINE	NATI	TOTAL	
OPERATIONS				
Operator Inspection	-	-	-	-
Check Airman	-	-	-	-
Main Base	-	-	-	-
Sub Base	-	-	-	-
Line Station	15	6	21	3.7
Ramp Check	-	14	14	2.5
Training	22	1	23	4.0
Personnel Records	6	3	9	1.6
Enroute	210	7	217	38.0
Manual/Procedures	-	2	2	0.4
Dispatch Center	-	-	-	-
Airport/Heliport	-	-	-	-
MAINTENANCE				
Mechanic	-	-	-	-
Repairman	-	-	-	-
Main Base	4	1	5	0.9
Sub Base	-	-	-	-
Line Station	1	-	1	0.2
Contract MA Facility	13	-	13	2.3
Fueling Facility	3	-	3	0.5
Spot Check	33	2	35	6.1
Ramp Check	38	7	45	7.9
Training	-	1	1	0.2
Personnel Records	-	-	-	-
Aircraft MA Records	18	1	19	3.3
Enroute	43	6	49	8.6
Manual/Procedures	15	1	16	2.8
Airport/Heliport	-	-	-	-
AVIONICS				
Repairman	-	-	-	-
Main Base	-	1	1	0.2
Sub Base	-	-	-	-
Line Station	-	-	-	-
Contract MA Facility	10	-	10	1.8
Spot Check	14	1	15	2.6
Ramp Check	19	1	20	3.5
Training	-	-	-	-
Personnel Records	-	-	-	-
Aircraft MA Records	14	1	15	2.6
Enroute	18	2	20	3.5
Manual/Procedures	17	-	17	3.0
TOTALS	513	58	571	100%

RESULTS OF INSPECTIONS:

539(94%) Satisfactory 29(5%) Unsatisfactory 3(1%) Unmarked

CARRIER: Americair
 FAA REGULATIONS: 135
 TOTAL FAA INSPECTIONS: 5

FAA CERTIFYING OFFICE: Dulles
 FLEET SIZE: 1
 FLEET OPERATING HOURS: 147

=====

INSPECTION TYPE -----	FY 1984 INSPECTIONS			PERCENT -----
	ROUTINE -----	NATI -----	TOTAL -----	
OPERATIONS				
Operator Inspection	-	-	-	-
Check Airman	-	-	-	-
Main Base	-	-	-	-
Sub Base	-	-	-	-
Line Station	-	-	-	-
Ramp Check	-	-	-	-
Training	-	-	-	-
Personnel Records	-	-	-	-
Enroute	-	-	-	-
Manual/Procedures	-	-	-	-
Dispatch Center	-	-	-	-
Airport/Heliport	-	-	-	-
MAINTENANCE				
Mechanic	-	-	-	-
Repairman	-	-	-	-
Main Base	-	-	-	-
Sub Base	-	-	-	-
Line Station	-	-	-	-
Contract MA Facility	-	-	-	-
Fueling Facility	-	-	-	-
Spot Check	1	-	1	20.0
Ramp Check	-	-	-	-
Training	-	-	-	-
Personnel Records	-	-	-	-
Aircraft MA Records	1	-	1	20.0
Enroute	-	-	-	-
Manual/Procedures	-	-	-	-
Airport/Heliport	-	-	-	-
AVIONICS				
Repairman	-	-	-	-
Main Base	-	-	-	-
Sub Base	-	-	-	-
Line Station	-	-	-	-
Contract MA Facility	-	-	-	-
Spot Check	-	-	-	-
Ramp Check	-	-	-	-
Training	-	-	-	-
Personnel Records	-	-	-	-
Aircraft MA Records	3	-	3	60.0
Enroute	-	-	-	-
Manual/Procedures	-	-	-	-
TOTALS	5	0	5	100%

RESULTS OF INSPECTIONS:
 5 Satisfactory 0 Unsatisfactory

CARRIER: Arcata Flying Service
 FAA REGULATIONS: 135
 TOTAL FAA INSPECTIONS: 70

FAA CERTIFYING OFFICE: Oakland
 FLEET SIZE: 5
 FLEET OPERATING HOURS: Not Available

INSPECTION TYPE	FY 1984 INSPECTIONS			PERCENT
	ROUTINE	NATI	TOTAL	
OPERATIONS				
Operator Inspection	-	-	-	-
Check Airman	3	-	3	4.3
Main Base	-	-	-	-
Sub Base	-	-	-	-
Line Station	-	1	1	1.4
Ramp Check	5	2	7	10.0
Training	4	-	4	5.7
Personnel Records	2	-	2	2.9
Enroute	6	2	8	11.4
Manual/Procedures	2	-	2	2.9
Dispatch Center	-	-	-	-
Airport/Heliport	-	-	-	-
MAINTENANCE				
Mechanic	-	-	-	-
Repairman	-	-	-	-
Main Base	3	2	5	7.1
Sub Base	-	-	-	-
Line Station	-	-	-	-
Contract MA Facility	-	-	-	-
Fueling Facility	-	-	-	-
Spot Check	5	1	6	8.6
Ramp Check	22	2	24	34.3
Training	-	-	-	-
Personnel Records	-	-	-	-
Aircraft MA Records	1	1	2	2.9
Enroute	2	-	2	2.9
Manual/Procedures	-	-	-	-
Airport/Heliport	-	-	-	-
AVIONICS				
Repairman	-	-	-	-
Main Base	2	-	2	2.9
Sub Base	-	-	-	-
Line Station	-	-	-	-
Contract MA Facility	-	-	-	-
Spot Check	-	-	-	-
Ramp Check	2	-	2	2.9
Training	-	-	-	-
Personnel Records	-	-	-	-
Aircraft MA Records	-	-	-	-
Enroute	-	-	-	-
Manual/Procedures	-	-	-	-
TOTALS	59	11	70	100%

RESULTS OF INSPECTIONS:

56(80%) Satisfactory 11(16%) Unsatisfactory 3(4%) Unmarked

CARRIER: Arctic Circle Air Service

FAA REGULATIONS: 135

TOTAL FAA INSPECTIONS: 65

FLEET SIZE: 14

FLEET OPERATING HOURS: 5,017

FAA CERTIFYING OFFICE: Fairbanks

INSPECTION TYPE	FY 1984 INSPECTIONS			PERCENT
	ROUTINE	NATI	TOTAL	
OPERATIONS				
Operator Inspection	2	-	2	3.1
Check Airman	1	-	1	1.5
Main Base	2	1	3	4.6
Sub Base	1	1	2	3.1
Line Station	-	1	1	1.5
Ramp Check	5	4	9	13.8
Training	1	1	2	3.1
Personnel Records	-	1	1	1.5
Enroute	7	2	9	13.8
Manual/Procedures	-	-	-	-
Dispatch Center	-	-	-	-
Airport/Heliport	-	-	-	-
MAINTENANCE				
Operator Inspection	1	-	1	1.5
Mechanic	-	-	-	-
Repairman	-	-	-	-
Main Base	5	1	6	9.2
Sub Base	-	-	-	-
Line Station	-	-	-	-
Contract MA Facility	-	-	-	-
Fueling Facility	1	-	1	1.5
Spot Check	8	2	10	15.4
Ramp Check	1	3	4	6.2
Training	-	1	1	1.5
Personnel Records	-	-	-	-
Aircraft MA Records	3	3	6	9.2
Enroute	2	1	3	4.6
Manual/Procedures	2	1	3	4.6
AVIONICS				
Repairman	-	-	-	-
Main Base	-	-	-	-
Sub Base	-	-	-	-
Line Station	-	-	-	-
Contract MA Facility	-	-	-	-
Spot Check	-	-	-	-
Ramp Check	-	-	-	-
Training	-	-	-	-
Personnel Records	-	-	-	-
Aircraft MA Records	-	-	-	-
Enroute	-	-	-	-
Manual/Procedures	-	-	-	-
TOTALS	42	23	65	100%

RESULTS OF INSPECTIONS:

48 (74%) Satisfactory 15 (23%) Unsatisfactory 2 (3%) Unmarked

CARRIER: Aspen Airways
 FAA REGULATIONS: 121
 TOTAL FAA INSPECTIONS: 80

FAA CERTIFYING OFFICE: Denver
 FLEET SIZE: 11
 FLEET OPERATING HOURS: 12,340

INSPECTION TYPE	FY 1984 INSPECTIONS			PERCENT
	ROUTINE	NATI	TOTAL	
OPERATIONS				
Operator Inspection	-	-	-	-
Check Airman	-	-	-	-
Main Base	-	1	1	1.3
Sub Base	-	-	-	-
Line Station	5	3	8	10.0
Ramp Check	-	4	4	5.0
Training	-	1	1	1.3
Personnel Records	-	1	1	1.3
Enroute	11	6	17	21.3
Manual/Procedures	-	-	-	-
Dispatch Center	-	-	-	-
Airport/Heliport	-	-	-	-
MAINTENANCE				
Mechanic	-	-	-	-
Repairman	-	-	-	-
Main Base	-	2	2	2.5
Sub Base	-	-	-	-
Line Station	-	-	-	-
Contract MA Facility	-	-	-	-
Fueling Facility	-	-	-	-
Spot Check	4	1	5	6.3
Ramp Check	5	3	8	10.0
Training	-	-	-	-
Personnel Records	-	-	-	-
Aircraft MA Records	10	1	11	13.8
Enroute	15	-	15	18.8
Manual/Procedures	-	-	-	-
Airport/Heliport	-	-	-	-
AVIONICS				
Repairman	-	-	-	-
Main Base	-	3	3	3.8
Sub Base	-	-	-	-
Line Station	-	-	-	-
Contract MA Facility	-	-	-	-
Spot Check	-	1	1	1.3
Ramp Check	-	1	1	1.3
Training	-	1	1	1.3
Personnel Records	-	-	-	-
Aircraft MA Records	1	-	1	1.3
Enroute	-	-	-	-
Manual/Procedures	-	-	-	-
TOTALS	51	29	80	100%

RESULTS OF INSPECTIONS:

67(84%) Satisfactory 10(13%) Unsatisfactory 3(4%) Unmarked

CARRIER: Atlantic Southeast Airlines Inc

FAA REGULATIONS: 121

FLEET SIZE: 16

TOTAL FAA INSPECTIONS: 185

FLEET OPERATING HOURS: 41,891

FAA CERTIFYING OFFICE: Atlanta

INSPECTION TYPE	FY 1984 INSPECTIONS			PERCENT
	ROUTINE	NATI	TOTAL	
OPERATIONS				
Operator Inspection	-	-	-	-
Check Airman	2	-	2	1.1
Main Base	5	2	7	3.8
Sub Base	-	-	-	-
Line Station	16	10	26	14.1
Ramp Check	13	11	24	13.0
Training	-	1	1	0.5
Personnel Records	-	-	-	-
Enroute	40	6	46	24.9
Manual/Procedures	-	-	-	-
Dispatch Center	-	-	-	-
Airport/Heliport	-	-	-	-
MAINTENANCE				
Mechanic	-	-	-	-
Repairman	-	-	-	-
Main Base	2	3	5	2.7
Sub Base	3	-	3	1.6
Line Station	2	-	2	1.1
Contract MA Facility	-	-	-	-
Fueling Facility	1	-	1	0.5
Spot Check	2	3	5	2.7
Ramp Check	23	7	30	16.2
Training	-	1	1	0.5
Personnel Records	-	-	-	-
Aircraft MA Records	13	-	13	7.0
Enroute	2	-	2	1.1
Manual/Procedures	-	-	-	-
Airport/Heliport	-	-	-	-
AVIONICS				
Repairman	-	-	-	-
Main Base	2	3	5	2.7
Sub Base	1	-	1	0.5
Line Station	-	-	-	-
Contract MA Facility	-	-	-	-
Spot Check	-	-	-	-
Ramp Check	8	-	8	4.3
Training	-	1	1	0.5
Personnel Records	-	-	-	-
Aircraft MA Records	-	-	-	-
Enroute	2	-	2	1.1
Manual/Procedures	-	-	-	-
TOTALS	137	48	185	100%

RESULTS OF INSPECTIONS:

147 (79%) Satisfactory 37 (20%) Unsatisfactory 1 (1%) Unmarked

CARRIER: Atlantis Airlines Inc
 FAA REGULATIONS: 135
 TOTAL FAA INSPECTIONS: 69

FAA CERTIFYING OFFICE: Columbia
 FLEET SIZE: 11
 FLEET OPERATING HOURS: 16,275

INSPECTION TYPE	FY 1984 INSPECTIONS			PERCENT
	ROUTINE	NATI	TOTAL	
OPERATIONS				
Operator Inspection	-	-	-	-
Check Airman	1	-	1	1.4
Main Base	2	2	4	5.8
Sub Base	-	-	-	-
Line Station	1	2	3	4.3
Ramp Check	4	6	10	14.5
Training	-	1	1	1.4
Personnel Records	-	-	-	-
Enroute	15	9	24	34.8
Manual/Procedures	1	-	1	1.4
Dispatch Center	-	-	-	-
Airport/Heliport	1	-	1	1.4
MAINTENANCE				
Mechanic	-	-	-	-
Repairman	-	-	-	-
Main Base	1	2	3	4.3
Sub Base	-	-	-	-
Line Station	-	-	-	-
Contract MA Facility	-	-	-	-
Fueling Facility	-	-	-	-
Spot Check	-	3	3	4.3
Ramp Check	2	3	5	7.2
Training	1	1	2	2.9
Personnel Records	-	-	-	-
Aircraft MA Records	-	-	-	-
Enroute	-	2	2	2.9
Manual/Procedures	-	-	-	-
Airport/Heliport	-	-	-	-
AVIONICS				
Repairman	-	-	-	-
Main Base	1	1	2	2.9
Sub Base	-	-	-	-
Line Station	-	-	-	-
Contract MA Facility	-	-	-	-
Spot Check	-	-	-	-
Ramp Check	1	-	1	1.4
Training	-	-	-	-
Personnel Records	-	-	-	-
Aircraft MA Records	-	-	-	-
Enroute	2	4	6	8.7
Manual/Procedures	-	-	-	-
TOTALS	33	36	69	100%

RESULTS OF INSPECTIONS:

55(80%) Satisfactory 14(20%) Unsatisfactory

CARRIER: Audi Air Inc
 FAA REGULATIONS: 135
 TOTAL FAA INSPECTIONS: 30

FAA CERTIFYING OFFICE: Fairbanks
 FLEET SIZE: 8
 FLEET OPERATING HOURS: 348

INSPECTION TYPE	FY 1984 INSPECTIONS			PERCENT
	ROUTINE	NATI	TOTAL	
OPERATIONS				
Operator Inspection	-	-	-	-
Check Airman	-	-	-	-
Main Base	4	-	4	13.3
Sub Base	2	1	3	10.0
Line Station	-	-	-	-
Ramp Check	-	-	-	-
Training	-	-	-	-
Personnel Records	-	-	-	-
Enroute	2	-	2	6.7
Manual/Procedures	-	-	-	-
Dispatch Center	-	-	-	-
Airport/Heliport	-	-	-	-
MAINTENANCE				
Mechanic	-	-	-	-
Repairman	-	-	-	-
Main Base	1	1	2	6.7
Sub Base	1	-	1	3.3
Line Station	-	-	-	-
Contract MA Facility	-	-	-	-
Fueling Facility	4	-	4	13.3
Spot Check	8	1	9	30.0
Ramp Check	-	-	-	-
Training	-	1	1	3.3
Personnel Records	-	-	-	-
Aircraft MA Records	1	3	4	13.3
Enroute	-	-	-	-
Manual/Procedures	-	-	-	-
Airport/Heliport	-	-	-	-
AVIONICS				
Repairman	-	-	-	-
Main Base	-	-	-	-
Sub Base	-	-	-	-
Line Station	-	-	-	-
Contract MA Facility	-	-	-	-
Spot Check	-	-	-	-
Ramp Check	-	-	-	-
Training	-	-	-	-
Personnel Records	-	-	-	-
Aircraft MA Records	-	-	-	-
Enroute	-	-	-	-
Manual/Procedures	-	-	-	-
TOTALS	23	7	30	100%

RESULTS OF INSPECTIONS:
 27(90%) Satisfactory 2(7%) Unsatisfactory 1(3%) Unmarked

CARRIER: Bellair Inc
 FAA REGULATIONS: 135
 TOTAL FAA INSPECTIONS: 28

FAA CERTIFYING OFFICE: Juneau
 FLEET SIZE: 2
 FLEET OPERATING HOURS: Not Available

INSPECTION TYPE	FY 1984 INSPECTIONS			PERCENT
	ROUTINE	NATI	TOTAL	
OPERATIONS				
Operator Inspection	1	-	1	3.6
Check Airman	-	-	-	-
Main Base	1	2	3	10.7
Sub Base	-	-	-	-
Line Station	-	-	-	-
Ramp Check	3	2	5	17.9
Training	-	1	1	3.6
Personnel Records	-	1	1	3.6
Enroute	2	1	3	10.7
Manual/Procedures	-	-	-	-
Dispatch Center	-	-	-	-
Airport/Heliport	-	-	-	-
MAINTENANCE				
Mechanic	-	-	-	-
Repairman	-	-	-	-
Main Base	1	1	2	7.1
Sub Base	-	-	-	-
Line Station	-	-	-	-
Contract MA Facility	-	-	-	-
Fueling Facility	2	-	2	7.1
Spot Check	1	1	2	7.1
Ramp Check	3	1	4	14.3
Training	-	1	1	3.6
Personnel Records	-	1	1	3.6
Aircraft MA Records	-	-	-	-
Enroute	-	1	1	3.6
Manual/Procedures	-	1	1	3.6
Airport/Heliport	-	-	-	-
AVIONICS				
Repairman	-	-	-	-
Main Base	-	-	-	-
Sub Base	-	-	-	-
Line Station	-	-	-	-
Contract MA Facility	-	-	-	-
Spot Check	-	-	-	-
Ramp Check	-	-	-	-
Training	-	-	-	-
Personnel Records	-	-	-	-
Aircraft MA Records	-	-	-	-
Enroute	-	-	-	-
Manual/Procedures	-	-	-	-
TOTALS	14	14	28	100%

RESULTS OF INSPECTIONS:

27(96%) Satisfactory 1(4%) Unsatisfactory

CARRIER: Bo-S-Aire
 FAA REGULATIONS: 121
 TOTAL FAA INSPECTIONS: 64

FAA CERTIFYING OFFICE: Atlanta
 FLEET SIZE: 8
 FLEET OPERATING HOURS: 2,577

INSPECTION TYPE	FY 1984 INSPECTIONS			PERCENT
	ROUTINE	NATI	TOTAL	
OPERATIONS				
Operator Inspection	-	-	-	-
Check Airman	2	-	2	3.1
Main Base	1	2	3	4.7
Sub Base	-	-	-	-
Line Station	-	-	-	-
Ramp Check	-	3	3	4.7
Training	-	1	1	1.6
Personnel Records	-	-	-	-
Enroute	-	3	3	4.7
Manual/Procedures	-	-	-	-
Dispatch Center	-	-	-	-
Airport/Heliport	-	-	-	-
MAINTENANCE				
Mechanic	-	-	-	-
Repairman	-	-	-	-
Main Base	1	1	2	3.1
Sub Base	-	-	-	-
Line Station	-	-	-	-
Contract MA Facility	-	-	-	-
Fueling Facility	1	-	1	1.6
Spot Check	-	1	1	1.6
Ramp Check	1	3	4	6.3
Training	-	1	1	1.6
Personnel Records	-	-	-	-
Aircraft MA Records	10	2	12	18.8
Enroute	-	-	-	-
Manual/Procedures	-	2	2	3.1
Airport/Heliport	-	-	-	-
AVIONICS				
Repairman	-	-	-	-
Main Base	3	1	4	6.3
Sub Base	-	-	-	-
Line Station	1	-	1	1.6
Contract MA Facility	-	-	-	-
Spot Check	2	1	3	4.7
Ramp Check	9	2	11	17.2
Training	-	1	1	1.6
Personnel Records	-	-	-	-
Aircraft MA Records	8	-	8	12.5
Enroute	-	-	-	-
Manual/Procedures	-	1	1	1.6
TOTALS	39	25	64	100%

RESULTS OF INSPECTIONS:

59(92%) Satisfactory 4(6%) Unsatisfactory 1(2%) Unmarked

CARRIER: Cape Smythe Air Service
 FAA REGULATIONS: 135
 TOTAL FAA INSPECTIONS: 62

FAA CERTIFYING OFFICE: Fairbanks
 FLEET SIZE: 13
 FLEET OPERATING HOURS: 4,822

INSPECTION TYPE	FY 1984 INSPECTIONS			PERCENT
	ROUTINE	NATI	TOTAL	
OPERATIONS				
Operator Inspection	-	-	-	-
Check Airman	2	-	2	3.2
Main Base	4	1	5	8.1
Sub Base	-	-	-	-
Line Station	-	1	1	1.6
Ramp Check	4	3	7	11.3
Training	-	1	1	1.6
Personnel Records	-	1	1	1.6
Enroute	6	1	7	11.3
Manual/Procedures	-	-	-	-
Dispatch Center	-	-	-	-
Airport/Heliport	-	-	-	-
MAINTENANCE				
Mechanic	-	-	-	-
Repairman	-	-	-	-
Main Base	7	1	8	12.9
Sub Base	-	-	-	-
Line Station	-	1	1	1.6
Contract MA Facility	-	-	-	-
Fueling Facility	-	-	-	-
Spot Check	9	3	12	19.4
Ramp Check	6	2	8	12.9
Training	-	1	1	1.6
Personnel Records	-	-	-	-
Aircraft MA Records	1	4	5	8.1
Enroute	1	-	1	1.6
Manual/Procedures	1	1	2	3.2
Airport/Heliport	-	-	-	-
AVIONICS				
Repairman	-	-	-	-
Main Base	-	-	-	-
Sub Base	-	-	-	-
Line Station	-	-	-	-
Contract MA Facility	-	-	-	-
Spot Check	-	-	-	-
Ramp Check	-	-	-	-
Training	-	-	-	-
Personnel Records	-	-	-	-
Aircraft MA Records	-	-	-	-
Enroute	-	-	-	-
Manual/Procedures	-	-	-	-
TOTALS	41	21	62	100%

RESULTS OF INSPECTIONS:
 50(81%) Satisfactory 11(18%) Unsatisfactory 1(2%) Unmarked

CARRIER: Cascade Airways Inc
 FAA REGULATIONS: 121
 TOTAL FAA INSPECTIONS: 90

FAA CERTIFYING OFFICE: Spokane
 FLEET SIZE: 2
 FLEET OPERATING HOURS: 5,375

INSPECTION TYPE	FY 1984 INSPECTIONS			PERCENT
	ROUTINE	NATI	TOTAL	
OPERATIONS				
Operator Inspection	-	-	-	-
Check Airman	-	-	-	-
Main Base	3	-	3	3.3
Sub Base	2	-	2	2.2
Line Station	2	-	2	2.2
Ramp Check	2	-	2	2.2
Training	-	-	-	-
Personnel Records	-	-	-	-
Enroute	7	-	7	7.8
Manual/Procedures	-	-	-	-
Dispatch Center	2	-	2	2.2
Airport/Heliport	-	-	-	-
MAINTENANCE				
Mechanic	10	-	10	11.1
Repairman	1	-	1	1.1
Main Base	11	-	11	12.2
Sub Base	-	-	-	-
Line Station	3	-	3	3.3
Contract MA Facility	-	-	-	-
Fueling Facility	2	-	2	2.2
Spot Check	2	1	3	3.3
Ramp Check	12	1	13	14.4
Training	-	-	-	-
Personnel Records	-	-	-	-
Aircraft MA Records	1	-	1	1.1
Enroute	-	2	2	2.2
Manual/Procedures	-	-	-	-
Airport/Heliport	-	-	-	-
AVIONICS				
Repairman	4	-	4	4.4
Main Base	12	-	12	13.3
Sub Base	-	-	-	-
Line Station	-	-	-	-
Contract MA Facility	-	-	-	-
Spot Check	2	1	3	3.3
Ramp Check	1	-	1	1.1
Training	-	-	-	-
Personnel Records	-	-	-	-
Aircraft MA Records	-	1	1	1.1
Enroute	1	3	4	4.4
Manual/Procedures	-	1	1	1.1
TOTALS	80	10	90	100%

RESULTS OF INSPECTIONS:

89(99%) Satisfactory 0 Unsatisfactory 1(1%) Unmarked

CARRIER: Cascade Airways Inc
 FAA REGULATIONS: 135
 TOTAL FAA INSPECTIONS: 132

FAA CERTIFYING OFFICE: Spokane
 FLEET SIZE: 15
 FLEET OPERATING HOURS: 29,204

INSPECTION TYPE	FY 1984 INSPECTIONS			PERCENT
	ROUTINE	NATI	TOTAL	
OPERATIONS				
Operator Inspection	-	-	-	-
Check Airman	-	-	-	-
Main Base	-	1	1	0.8
Sub Base	-	-	-	-
Line Station	-	-	-	-
Ramp Check	10	3	13	9.8
Training	-	1	1	0.8
Personnel Records	-	-	-	-
Enroute	20	4	24	18.2
Manual/Procedures	-	-	-	-
Dispatch Center	2	-	2	1.5
Airport/Heliport	-	-	-	-
MAINTENANCE				
Mechanic	10	-	10	7.6
Repairman	1	-	1	0.8
Main Base	2	1	3	2.3
Sub Base	1	-	1	0.8
Line Station	3	-	3	2.3
Contract MA Facility	-	-	-	-
Fueling Facility	6	-	6	4.5
Spot Check	4	3	7	5.3
Ramp Check	30	5	35	26.5
Training	-	1	1	0.8
Personnel Records	-	-	-	-
Aircraft MA Records	-	-	-	-
Enroute	-	2	2	1.5
Manual/Procedures	-	1	1	0.8
Airport/Heliport	-	-	-	-
AVIONICS				
Repairman	4	-	4	3.0
Main Base	3	1	4	3.0
Sub Base	-	-	-	-
Line Station	-	-	-	-
Contract MA Facility	-	-	-	-
Spot Check	4	2	6	4.5
Ramp Check	7	-	7	5.3
Training	-	-	-	-
Personnel Records	-	-	-	-
Aircraft MA Records	-	-	-	-
Enroute	-	-	-	-
Manual/Procedures	-	-	-	-
TOTALS	107	25	132	100%

RESULTS OF INSPECTIONS:
 128(97%) Satisfactory 3(2%) Unsatisfactory 1(1%) Unmarked

CARRIER: Chalks International Airlines Inc
 FAA REGULATIONS: 135 FLEET SIZE: 11
 TOTAL FAA INSPECTIONS: 26 FLEET OPERATING HOURS: 8,654
 FAA CERTIFYING OFFICE: Miami

```

=====
                FY 1984 INSPECTIONS
      INSPECTION TYPE      ROUTINE    NATI    TOTAL    PERCENT
      -----
OPERATIONS
  Operator Inspection      -        -        -        -
  Check Airman             8        -        8       30.8
  Main Base                -        1        1        3.8
  Sub Base                 -        -        -        -
  Line Station             -        -        -        -
  Ramp Check               4        2        6       23.1
  Training                 -        1        1        3.8
  Personnel Records       -        1        1        3.8
  Enroute                  2        2        4       15.4
  Manual/Procedures       -        -        -        -
  Dispatch Center         -        -        -        -
  Airport/Heliport        -        -        -        -

MAINTENANCE
  Mechanic                 -        -        -        -
  Repairman                -        -        -        -
  Main Base                1        -        1        3.8
  Sub Base                 -        -        -        -
  Line Station             -        -        -        -
  Contract MA Facility    -        -        -        -
  Fueling Facility        -        -        -        -
  Spot Check               -        -        -        -
  Ramp Check               1        1        2        7.7
  Training                 -        1        1        3.8
  Personnel Records       -        -        -        -
  Aircraft MA Records     -        -        -        -
  Enroute                  1        -        1        3.8
  Manual/Procedures       -        -        -        -
  Airport/Heliport        -        -        -        -

AVIONICS
  Repairman                -        -        -        -
  Main Base                -        -        -        -
  Sub Base                 -        -        -        -
  Line Station             -        -        -        -
  Contract MA Facility    -        -        -        -
  Spot Check               -        -        -        -
  Ramp Check               -        -        -        -
  Training                 -        -        -        -
  Personnel Records       -        -        -        -
  Aircraft MA Records     -        -        -        -
  Enroute                  -        -        -        -
  Manual/Procedures       -        -        -        -

TOTALS                    17        9        26       100%
  
```

RESULTS OF INSPECTIONS:
 22(85%) Satisfactory 4(15%) Unsatisfactory

CARRIER: Coastal Airlines Express Inc

FAA REGULATIONS: 135

TOTAL FAA INSPECTIONS: 3

FLEET SIZE: 2

FLEET OPERATING HOURS: Not Available

FAA CERTIFYING OFFICE: San Juan

```
=====
                FY 1984 INSPECTIONS
      INSPECTION TYPE      ROUTINE  NATI    TOTAL    PERCENT
      -----
OPERATIONS
  Operator Inspection      -      -      -      -
  Check Airman             1      -      1     33.3
  Main Base                1      -      1     33.3
  Sub Base                 -      -      -      -
  Line Station             -      -      -      -
  Ramp Check               -      -      -      -
  Training                 -      -      -      -
  Personnel Records       -      -      -      -
  Enroute                  -      -      -      -
  Manual/Procedures       -      -      -      -
  Dispatch Center         -      -      -      -
  Airport/Heliport        -      -      -      -

MAINTENANCE
  Mechanic                 -      -      -      -
  Repairman                -      -      -      -
  Main Base                1      -      1     33.3
  Sub Base                 -      -      -      -
  Line Station             -      -      -      -
  Contract MA Facility     -      -      -      -
  Fueling Facility         -      -      -      -
  Spot Check               -      -      -      -
  Ramp Check               -      -      -      -
  Training                 -      -      -      -
  Personnel Records       -      -      -      -
  Aircraft MA Records     -      -      -      -
  Enroute                  -      -      -      -
  Manual/Procedures       -      -      -      -
  Airport/Heliport        -      -      -      -

AVIONICS
  Repairman                -      -      -      -
  Main Base                -      -      -      -
  Sub Base                 -      -      -      -
  Line Station             -      -      -      -
  Contract MA Facility     -      -      -      -
  Spot Check               -      -      -      -
  Ramp Check               -      -      -      -
  Training                 -      -      -      -
  Personnel Records       -      -      -      -
  Aircraft MA Records     -      -      -      -
  Enroute                  -      -      -      -
  Manual/Procedures       -      -      -      -

TOTALS                    3      0      3     100%
=====
```

RESULTS OF INSPECTIONS:

3 Satisfactory 0 Unsatisfactory

CARRIER: Colgan Airways
 FAA REGULATIONS: 135
 TOTAL FAA INSPECTIONS: 84

FAA CERTIFYING OFFICE: Dulles
 FLEET SIZE: 6
 FLEET OPERATING HOURS: 7,104

INSPECTION TYPE	FY 1984 INSPECTIONS			PERCENT
	ROUTINE	NATI	TOTAL	
OPERATIONS				
Operator Inspection	-	-	-	-
Check Airman	1	-	1	1.2
Main Base	-	-	-	-
Sub Base	-	-	-	-
Line Station	-	-	-	-
Ramp Check	-	-	-	-
Training	3	-	3	3.6
Personnel Records	-	-	-	-
Enroute	7	2	9	10.7
Manual/Procedures	-	-	-	-
Dispatch Center	-	1	1	1.2
Airport/Heliport	-	-	-	-
MAINTENANCE				
Mechanic	-	-	-	-
Repairman	-	-	-	-
Main Base	-	1	1	1.2
Sub Base	-	-	-	-
Line Station	-	-	-	-
Contract MA Facility	-	-	-	-
Fueling Facility	-	-	-	-
Spot Check	-	1	1	1.2
Ramp Check	8	12	20	23.8
Training	-	1	1	1.2
Personnel Records	-	-	-	-
Aircraft MA Records	4	5	9	10.7
Enroute	3	1	4	4.8
Manual/Procedures	-	2	2	2.4
Airport/Heliport	-	-	-	-
AVIONICS				
Repairman	-	-	-	-
Main Base	1	1	2	2.4
Sub Base	-	-	-	-
Line Station	-	1	1	1.2
Contract MA Facility	-	-	-	-
Spot Check	-	-	-	-
Ramp Check	14	1	15	17.9
Training	-	-	-	-
Personnel Records	-	-	-	-
Aircraft MA Records	7	4	11	13.1
Enroute	2	-	2	2.4
Manual/Procedures	-	1	1	1.2
TOTALS	50	34	84	100%

RESULTS OF INSPECTIONS:
 69(82%) Satisfactory 11(13%) Unsatisfactory 4(5%) Unmarked

CARRIER: Comair Inc
 FAA REGULATIONS: 121
 TOTAL FAA INSPECTIONS: 2

FAA CERTIFYING OFFICE: Louisville
 FLEET SIZE: 2
 FLEET OPERATING HOURS: 245

INSPECTION TYPE	FY 1984 INSPECTIONS			PERCENT
	ROUTINE	NATI	TOTAL	
OPERATIONS				
Operator Inspection	-	-	-	-
Check Airman	-	-	-	-
Main Base	-	-	-	-
Sub Base	-	-	-	-
Line Station	-	-	-	-
Ramp Check	-	-	-	-
Training	-	-	-	-
Personnel Records	-	-	-	-
Enroute	-	-	-	-
Manual/Procedures	-	-	-	-
Dispatch Center	-	-	-	-
Airport/Heliport	-	-	-	-
MAINTENANCE				
Mechanic	-	-	-	-
Repairman	-	-	-	-
Main Base	-	-	-	-
Sub Base	-	-	-	-
Line Station	-	-	-	-
Contract MA Facility	-	-	-	-
Fueling Facility	-	-	-	-
Spot Check	2	-	2	100.0
Ramp Check	-	-	-	-
Training	-	-	-	-
Personnel Records	-	-	-	-
Aircraft MA Records	-	-	-	-
Enroute	-	-	-	-
Manual/Procedures	-	-	-	-
Airport/Heliport	-	-	-	-
AVIONICS				
Repairman	-	-	-	-
Main Base	-	-	-	-
Sub Base	-	-	-	-
Line Station	-	-	-	-
Contract MA Facility	-	-	-	-
Spot Check	-	-	-	-
Ramp Check	-	-	-	-
Training	-	-	-	-
Personnel Records	-	-	-	-
Aircraft MA Records	-	-	-	-
Enroute	-	-	-	-
Manual/Procedures	-	-	-	-
TOTALS	2	0	2	100%

RESULTS OF INSPECTIONS:
 2 Satisfactory 0 Unsatisfactory

CARRIER: Comair Inc
 FAA REGULATIONS: 135
 TOTAL FAA INSPECTIONS: 217

FAA CERTIFYING OFFICE: Louisville
 FLEET SIZE: 25
 FLEET OPERATING HOURS: 44,299

INSPECTION TYPE	FY 1984 INSPECTIONS			PERCENT
	ROUTINE	NATI	TOTAL	
OPERATIONS				
Operator Inspection	-	-	-	-
Check Airman	15	-	15	6.9
Main Base	4	2	6	2.8
Sub Base	-	-	-	-
Line Station	4	2	6	2.8
Ramp Check	24	15	39	18.0
Training	6	1	7	3.2
Personnel Records	-	-	-	-
Enroute	15	14	29	13.4
Manual/Procedures	-	-	-	-
Dispatch Center	-	-	-	-
Airport/Heliport	-	-	-	-
MAINTENANCE				
Mechanic	-	-	-	-
Repairman	-	-	-	-
Main Base	7	2	9	4.1
Sub Base	-	-	-	-
Line Station	2	1	3	1.4
Contract MA Facility	-	-	-	-
Fueling Facility	-	-	-	-
Spot Check	34	1	35	16.1
Ramp Check	15	9	24	11.1
Training	-	1	1	0.5
Personnel Records	-	-	-	-
Aircraft MA Records	18	3	21	9.7
Enroute	1	-	1	0.5
Manual/Procedures	-	1	1	0.5
Airport/Heliport	-	-	-	-
AVIONICS				
Repairman	-	-	-	-
Main Base	-	-	-	-
Sub Base	-	-	-	-
Line Station	-	-	-	-
Contract MA Facility	-	-	-	-
Spot Check	-	-	-	-
Ramp Check	12	-	12	5.5
Training	-	-	-	-
Personnel Records	-	-	-	-
Aircraft MA Records	-	-	-	-
Enroute	8	-	8	3.7
Manual/Procedures	-	-	-	-
TOTALS	165	52	217	100%

RESULTS OF INSPECTIONS:
 205 (95%) Satisfactory 12 (5%) Unsatisfactory

CARRIER: Continental Airlines
 FAA REGULATIONS: 121
 TOTAL FAA INSPECTIONS: 1,348*
 (* sample projection)

FAA CERTIFYING OFFICE: Los Angeles
 FLEET SIZE: 108(53 sampled)
 FLEET OPERATING HOURS: 216,271

INSPECTION TYPE	FY 1984 INSPECTIONS			
	ROUTINE	NATI	TOTAL	PERCENT
OPERATIONS				
Operator Inspection	-	-	-	-
Check Airman	-	-	-	-
Main Base	1	-	1	0.1
Sub Base	-	-	-	-
Line Station	32	15	47	3.5
Ramp Check*	18	29	47	3.5
Training	8	2	10	0.7
Personnel Records	-	-	-	-
Enroute*	373	41	414	30.7
Manual/Procedures	1	-	1	0.1
Dispatch Center	3	-	3	0.2
Airport/Heliport	-	-	-	-
MAINTENANCE				
Mechanic	-	-	-	-
Repairman	-	-	-	-
Main Base	19	-	19	1.4
Sub Base	4	1	5	0.4
Line Station	50	8	58	4.3
Contract MA Facility	24	3	27	2.0
Fueling Facility	15	-	15	1.1
Spot Check*	53	-	53	3.9
Ramp Check*	333	51	384	28.5
Training	2	3	5	0.4
Personnel Records	-	-	-	-
Aircraft MA Records*	10	-	10	0.7
Enroute*	116	6	122	9.1
Manual/Procedures	11	-	11	0.8
Airport/Heliport	-	-	-	-
AVIONICS				
Repairman	-	-	-	-
Main Base	7	-	7	0.5
Sub Base	2	-	2	0.1
Line Station	3	-	3	0.2
Contract MA Facility	3	-	3	0.2
Spot Check*	10	-	10	0.7
Ramp Check*	47	8	55	4.1
Training	1	-	1	0.1
Personnel Records	-	-	-	-
Aircraft MA Records*	2	-	2	0.1
Enroute*	27	-	27	2.0
Manual/Procedures	6	-	6	0.4
TOTALS	1181*	167*	1348*	100%

RESULTS OF INSPECTIONS*:

1,167(87%) Satisfactory 173(13%) Unsatisfactory 8(1%) Unmarked

CARRIER: Coral Air Inc
 FAA REGULATIONS: 135
 TOTAL FAA INSPECTIONS: 40

FAA CERTIFYING OFFICE: San Juan
 FLEET SIZE: 4
 FLEET OPERATING HOURS: 3,357

INSPECTION TYPE	FY 1984 INSPECTIONS			PERCENT
	ROUTINE	NATI	TOTAL	
OPERATIONS				
Operator Inspection	-	-	-	-
Check Airman	-	-	-	-
Main Base	1	1	2	5.0
Sub Base	-	-	-	-
Line Station	-	-	-	-
Ramp Check	2	11	13	32.5
Training	-	1	1	2.5
Personnel Records	-	-	-	-
Enroute	3	1	4	10.0
Manual/Procedures	-	-	-	-
Dispatch Center	-	-	-	-
Airport/Heliport	-	-	-	-
MAINTENANCE				
Mechanic	-	-	-	-
Repairman	-	-	-	-
Main Base	-	2	2	5.0
Sub Base	-	-	-	-
Line Station	-	-	-	-
Contract MA Facility	-	-	-	-
Fueling Facility	-	-	-	-
Spot Check	1	1	2	5.0
Ramp Check	5	3	8	20.0
Training	-	-	-	-
Personnel Records	-	-	-	-
Aircraft MA Records	-	-	-	-
Enroute	8	-	8	20.0
Manual/Procedures	-	-	-	-
Airport/Heliport	-	-	-	-
AVIONICS				
Repairman	-	-	-	-
Main Base	-	-	-	-
Sub Base	-	-	-	-
Line Station	-	-	-	-
Contract MA Facility	-	-	-	-
Spot Check	-	-	-	-
Ramp Check	-	-	-	-
Training	-	-	-	-
Personnel Records	-	-	-	-
Aircraft MA Records	-	-	-	-
Enroute	-	-	-	-
Manual/Procedures	-	-	-	-
TOTALS	20	20	40	100%

RESULTS OF INSPECTIONS:
 29(73%) Satisfactory 11(27%) Unsatisfactory

CARRIER: Eastern Airlines
 FAA REGULATIONS: 121
 TOTAL INSPECTIONS: 1,638

FAA CERTIFYING OFFICE: Miami
 FLEET SIZE: 280
 FLEET OPERATING HOURS: 767,587

INSPECTION TYPE	FY 1984 INSPECTIONS			PERCENT
	ROUTINE	NATI	TOTAL	
OPERATIONS				
Operator Inspection	-	-	-	-
Check Airman	44	-	44	2.7
Main Base	1	1	2	0.1
Sub Base	1	2	3	0.2
Line Station	7	37	44	2.7
Ramp Check	10	71	81	4.9
Training	1	8	9	0.5
Personnel Records	-	-	-	-
Enroute	663	99	762	46.5
Manual/Procedures	-	-	-	-
Dispatch Center	-	-	-	-
Airport/Heliport	-	-	-	-
MAINTENANCE				
Mechanic	-	-	-	-
Repairman	-	-	-	-
Main Base	2	1	3	0.2
Sub Base	3	1	4	0.2
Line Station	14	23	37	2.3
Contract MA Facility	2	-	2	0.1
Fueling Facility	7	1	8	0.5
Spot Check	24	18	42	2.6
Ramp Check	122	118	240	14.7
Training	-	8	8	0.5
Personnel Records	-	-	-	-
Aircraft MA Records	2	5	7	0.4
Enroute	174	16	190	11.6
Manual/Procedures	-	1	1	0.1
Airport/Heliport	-	-	-	-
AVIONICS				
Repairman	-	-	-	-
Main Base	1	-	1	0.1
Sub Base	-	-	-	-
Line Station	3	5	8	0.5
Contract MA Facility	1	-	1	0.1
Spot Check	24	7	31	1.9
Ramp Check	36	18	54	3.3
Training	-	1	1	0.1
Personnel Records	-	-	-	-
Aircraft MA Records	-	-	-	-
Enroute	50	5	55	3.4
Manual/Procedures	-	-	-	-
TOTALS	1192	446	1638	100%

RESULTS OF INSPECTIONS:

1,430(87%) Satisfactory 186(11%) Unsatisfactory 22(1%) Unmarked

CARRIER: Empire Airways
 FAA REGULATIONS: 135
 TOTAL FAA INSPECTIONS: 40

FAA CERTIFYING OFFICE: Spokane
 FLEET SIZE: 2
 FLEET OPERATING HOURS: 960

INSPECTION TYPE	FY 1984 INSPECTIONS			PERCENT
	ROUTINE	NATI	TOTAL	
OPERATIONS				
Operator Inspection	-	-	-	-
Check Airman	1	-	1	2.5
Main Base	-	-	-	-
Sub Base	-	2	2	5.0
Line Station	-	1	1	2.5
Ramp Check	2	2	4	10.0
Training	-	1	1	2.5
Personnel Records	1	1	2	5.0
Enroute	2	2	4	10.0
Manual/Procedures	-	-	-	-
Dispatch Center	-	-	-	-
Airport/Heliport	-	-	-	-
MAINTENANCE				
Mechanic	-	-	-	-
Repairman	-	-	-	-
Main Base	3	-	3	7.5
Sub Base	-	-	-	-
Line Station	-	1	1	2.5
Contract MA Facility	-	-	-	-
Fueling Facility	1	-	1	2.5
Spot Check	-	1	1	2.5
Ramp Check	7	-	7	17.5
Training	1	-	1	2.5
Personnel Records	-	-	-	-
Aircraft MA Records	-	-	-	-
Enroute	-	-	-	-
Manual/Procedures	1	-	1	2.5
Airport/Heliport	-	-	-	-
AVIONICS				
Repairman	-	-	-	-
Main Base	3	-	3	7.5
Sub Base	-	-	-	-
Line Station	-	1	1	2.5
Contract MA Facility	-	-	-	-
Spot Check	3	1	4	10.0
Ramp Check	-	-	-	-
Training	-	-	-	-
Personnel Records	-	-	-	-
Aircraft MA Records	-	1	1	2.5
Enroute	-	-	-	-
Manual/Procedures	-	1	1	2.5
TOTALS	25	15	40	100%

RESULTS OF INSPECTIONS:
 36(90%) Satisfactory 4(10%) Unsatisfactory

CARRIER: Executive Charter Service

FAA REGULATIONS: 135

TOTAL FAA INSPECTIONS: 30

FLEET SIZE: 5

FLEET OPERATING HOURS: Not Available

FAA CERTIFYING OFFICE: Anchorage

```
=====
                FY 1984 INSPECTIONS
      INSPECTION TYPE      ROUTINE  NATI    TOTAL    PERCENT
      -----
OPERATIONS
  Operator Inspection      -      -      -        -
  Check Airman             1      -      1        3.3
  Main Base                1      1      2        6.7
  Sub Base                 -      -      -        -
  Line Station             -      1      1        3.3
  Ramp Check               5      2      7       23.3
  Training                 -      -      -        -
  Personnel Records        -      -      -        -
  Enroute                  6      1      7       23.3
  Manual/Procedures        -      -      -        -
  Dispatch Center          -      -      -        -
  Airport/Heliport         -      -      -        -

MAINTENANCE
  Mechanic                 -      -      -        -
  Repairman                -      -      -        -
  Main Base                1      1      2        6.7
  Sub Base                 -      -      -        -
  Line Station             -      -      -        -
  Contract MA Facility     -      -      -        -
  Fueling Facility         -      -      -        -
  Spot Check               1      1      2        6.7
  Ramp Check               3      3      6       20.0
  Training                 -      1      1        3.3
  Personnel Records        -      -      -        -
  Aircraft MA Records     -      1      1        3.3
  Enroute                  -      -      -        -
  Manual/Procedures        -      -      -        -
  Airport/Heliport         -      -      -        -

AVIONICS
  Repairman                -      -      -        -
  Main Base                -      -      -        -
  Sub Base                 -      -      -        -
  Line Station             -      -      -        -
  Contract MA Facility     -      -      -        -
  Spot Check               -      -      -        -
  Ramp Check               -      -      -        -
  Training                 -      -      -        -
  Personnel Records        -      -      -        -
  Aircraft MA Records     -      -      -        -
  Enroute                  -      -      -        -
  Manual/Procedures        -      -      -        -

TOTALS                    18      12      30       100%
=====
```

RESULTS OF INSPECTIONS:

30 Satisfactory 0 Unsatisfactory

CARRIER: Fairways Corporation
 FAA REGULATIONS: 121
 TOTAL FAA INSPECTIONS: 9

FAA CERTIFYING OFFICE: Dulles
 FLEET SIZE: 1
 FLEET OPERATING HOURS: 248

```

=====
                FY 1984 INSPECTIONS
      INSPECTION TYPE      ROUTINE      NATI      TOTAL      PERCENT
      -----
OPERATIONS
  Operator Inspection      -          -          -          -
  Check Airman             -          -          -          -
  Main Base                 -          -          -          -
  Sub Base                  -          -          -          -
  Line Station              -          -          -          -
  Ramp Check                -          -          -          -
  Training                  -          -          -          -
  Personnel Records        -          -          -          -
  Enroute                   -          -          -          -
  Manual/Procedures        -          -          -          -
  Dispatch Center          -          -          -          -
  Airport/Heliport         -          -          -          -

MAINTENANCE
  Mechanic                  -          -          -          -
  Repairman                 -          -          -          -
  Main Base                  -          1          1         11.1
  Sub Base                   -          -          -          -
  Line Station               -          -          -          -
  Contract MA Facility      -          -          -          -
  Fueling Facility          -          -          -          -
  Spot Check                 -          -          -          -
  Ramp Check                 -          1          1         11.1
  Training                   -          -          -          -
  Personnel Records         -          -          -          -
  Aircraft MA Records       -          1          1         11.1
  Enroute                    -          -          -          -
  Manual/Procedures         -          1          1         11.1
  Airport/Heliport          -          -          -          -

AVIONICS
  Repairman                  -          -          -          -
  Main Base                   1          1          2         22.2
  Sub Base                     -          -          -          -
  Line Station                 -          -          -          -
  Contract MA Facility        -          -          -          -
  Spot Check                   -          -          -          -
  Ramp Check                   -          1          1         11.1
  Training                     -          -          -          -
  Personnel Records           -          -          -          -
  Aircraft MA Records         -          1          1         11.1
  Enroute                      -          -          -          -
  Manual/Procedures           -          1          1         11.1
-----
TOTALS                        1          8          9         100%
  
```

RESULTS OF INSPECTIONS:

9 Satisfactory 0 Unsatisfactory

CARRIER: Federal Express Corporation

FAA REGULATIONS: 121

TOTAL FAA INSPECTIONS: 227

FLEET SIZE: 77

FLEET OPERATING HOURS: 60,215

FAA CERTIFYING OFFICE: Memphis

INSPECTION TYPE	FY 1984 INSPECTIONS			PERCENT
	ROUTINE	NATI	TOTAL	
OPERATIONS				
Operator Inspection	-	-	-	-
Check Airman	7	-	7	3.1
Main Base	-	-	-	-
Sub Base	-	-	-	-
Line Station	-	9	9	4.0
Ramp Check	-	15	15	6.6
Training	2	-	2	0.9
Personnel Records	-	-	-	-
Enroute	21	2	23	10.1
Manual/Procedures	-	-	-	-
Dispatch Center	-	-	-	-
Airport/Heliport	-	-	-	-
MAINTENANCE				
Mechanic	-	-	-	-
Repairman	-	-	-	-
Main Base	17	1	18	7.9
Sub Base	2	-	2	0.9
Line Station	7	16	23	10.1
Contract MA Facility	5	-	5	2.2
Fueling Facility	8	1	9	4.0
Spot Check	21	4	25	11.0
Ramp Check	19	22	41	18.1
Training	2	3	5	2.2
Personnel Records	-	-	-	-
Aircraft MA Records	4	-	4	1.8
Enroute	2	1	3	1.3
Manual/Procedures	-	1	1	0.4
Airport/Heliport	-	-	-	-
AVIONICS				
Repairman	-	-	-	-
Main Base	2	-	2	0.9
Sub Base	1	-	1	0.4
Line Station	1	6	7	3.1
Contract MA Facility	3	-	3	1.3
Spot Check	1	2	3	1.3
Ramp Check	11	4	15	6.6
Training	2	1	3	1.3
Personnel Records	-	-	-	-
Aircraft MA Records	-	-	-	-
Enroute	-	-	-	-
Manual/Procedures	1	-	1	0.4
TOTALS	139	88	227	100%

RESULTS OF INSPECTIONS:

202(89%) Satisfactory 24(11%) Unsatisfactory 1(<1%) Unmarked

CARRIER: Flamenco Airways Inc
 FAA REGULATIONS: 135
 TOTAL FAA INSPECTIONS: 24

FAA CERTIFYING OFFICE: San Juan
 FLEET SIZE: 3
 FLEET OPERATING HOURS: 2,174

INSPECTION TYPE	FY 1984 INSPECTIONS			PERCENT
	ROUTINE	NATI	TOTAL	
OPERATIONS				
Operator Inspection	-	-	-	-
Check Airman	-	-	-	-
Main Base	-	1	1	4.2
Sub Base	-	-	-	-
Line Station	1	2	3	12.5
Ramp Check	5	4	9	37.5
Training	-	1	1	4.2
Personnel Records	-	-	-	-
Enroute	2	1	3	12.5
Manual/Procedures	-	-	-	-
Dispatch Center	-	-	-	-
Airport/Heliport	-	-	-	-
MAINTENANCE				
Mechanic	-	-	-	-
Repairman	-	-	-	-
Main Base	1	-	1	4.2
Sub Base	-	-	-	-
Line Station	-	1	1	4.2
Contract MA Facility	-	-	-	-
Fueling Facility	-	-	-	-
Spot Check	1	3	4	16.7
Ramp Check	1	-	1	4.2
Training	-	-	-	-
Personnel Records	-	-	-	-
Aircraft MA Records	-	-	-	-
Enroute	-	-	-	-
Manual/Procedures	-	-	-	-
Airport/Heliport	-	-	-	-
AVIONICS				
Repairman	-	-	-	-
Main Base	-	-	-	-
Sub Base	-	-	-	-
Line Station	-	-	-	-
Contract MA Facility	-	-	-	-
Spot Check	-	-	-	-
Ramp Check	-	-	-	-
Training	-	-	-	-
Personnel Records	-	-	-	-
Aircraft MA Records	-	-	-	-
Enroute	-	-	-	-
Manual/Procedures	-	-	-	-
TOTALS	11	13	24	100%

RESULTS OF INSPECTIONS:

21(87%) Satisfactory 3(13%) Unsatisfactory

CARRIER: Flying Tiger Line
 FAA REGULATIONS: 121
 TOTAL FAA INSPECTIONS: 274

FAA CERTIFYING OFFICE: Los Angeles
 FLEET SIZE: 43
 FLEET OPERATING HOURS: 89,784

INSPECTION TYPE	FY 1984 INSPECTIONS			PERCENT
	ROUTINE	NATI	TOTAL	
OPERATIONS				
Operator Inspection	-	-	-	-
Check Airman	-	-	-	-
Main Base	-	-	-	-
Sub Base	-	-	-	-
Line Station	1	10	11	4.0
Ramp Check	-	-	-	-
Training	-	-	-	-
Personnel Records	-	-	-	-
Enroute	23	8	31	11.3
Manual/Procedures	-	-	-	-
Dispatch Center	-	-	-	-
Airport/Heliport	-	-	-	-
MAINTENANCE				
Mechanic	-	-	-	-
Repairman	-	-	-	-
Main Base	2	5	7	2.6
Sub Base	1	-	1	0.4
Line Station	21	12	33	12.0
Contract MA Facility	-	-	-	-
Fueling Facility	9	-	9	3.3
Spot Check	16	14	30	10.9
Ramp Check	21	18	39	14.2
Training	-	3	3	1.1
Personnel Records	-	-	-	-
Aircraft MA Records	26	9	35	12.8
Enroute	6	-	6	2.2
Manual/Procedures	13	11	24	8.8
Airport/Heliport	-	-	-	-
AVIONICS				
Repairman	-	-	-	-
Main Base	-	2	2	0.7
Sub Base	1	-	1	0.4
Line Station	8	2	10	3.6
Contract MA Facility	-	-	-	-
Spot Check	6	2	8	2.9
Ramp Check	14	6	20	7.3
Training	-	1	1	0.4
Personnel Records	-	-	-	-
Aircraft MA Records	-	-	-	-
Enroute	1	-	1	0.4
Manual/Procedures	-	2	2	0.7
TOTALS	169	105	274	100%

RESULTS OF INSPECTIONS:
 217(79%) Satisfactory 57(21%) Unsatisfactory

CARRIER: Frontier Airlines
 FAA REGULATIONS: 121
 TOTAL FAA INSPECTIONS: 577

FAA CERTIFYING OFFICE: Denver
 FLEET SIZE: 56
 FLEET OPERATING HOURS: 156,805

INSPECTION TYPE	FY 1984 INSPECTIONS			PERCENT
	ROUTINE	NATI	TOTAL	
OPERATIONS				
Operator Inspection	-	-	-	-
Check Airman	-	-	-	-
Main Base	-	-	-	-
Sub Base	-	-	-	-
Line Station	27	-	27	4.7
Ramp Check	-	3	3	0.5
Training	-	-	-	-
Personnel Records	-	-	-	-
Enroute	226	-	226	39.2
Manual/Procedures	-	-	-	-
Dispatch Center	-	-	-	-
Airport/Heliport	-	-	-	-
MAINTENANCE				
Mechanic	-	-	-	-
Repairman	-	-	-	-
Main Base	-	2	2	0.3
Sub Base	1	5	6	1.0
Line Station	9	4	13	2.3
Contract MA Facility	-	1	1	0.2
Fueling Facility	28	1	29	5.0
Spot Check	64	14	78	13.5
Ramp Check	53	25	78	13.5
Training	-	1	1	0.2
Personnel Records	-	-	-	-
Aircraft MA Records	47	4	51	8.8
Enroute	32	1	33	5.7
Manual/Procedures	5	1	6	1.0
Airport/Heliport	-	-	-	-
AVIONICS				
Repairman	-	-	-	-
Main Base	-	-	-	-
Sub Base	-	1	1	0.2
Line Station	-	-	-	-
Contract MA Facility	-	-	-	-
Spot Check	-	1	1	0.2
Ramp Check	4	4	8	1.4
Training	-	1	1	0.2
Personnel Records	-	-	-	-
Aircraft MA Records	-	1	1	0.2
Enroute	10	-	10	1.7
Manual/Procedures	-	1	1	0.2
TOTALS	506	71	577	100%

RESULTS OF INSPECTIONS:
 541(94%) Satisfactory 28(5%) Unsatisfactory 8(1%) Unmarked

CARRIER: Frontier Flying Service FAA CERTIFYING OFFICE: Fairbanks
 FAA REGULATIONS: 135 FLEET SIZE: 8
 TOTAL FAA INSPECTIONS: 39 FLEET OPERATING HOURS: 2,675

INSPECTION TYPE	FY 1984 INSPECTIONS			PERCENT
	ROUTINE	NATI	TOTAL	
OPERATIONS				
Operator Inspection	2	-	2	5.1
Check Airman	-	-	-	-
Main Base	3	2	5	12.8
Sub Base	-	-	-	-
Line Station	-	1	1	2.6
Ramp Check	2	3	5	12.8
Training	-	1	1	2.6
Personnel Records	-	1	1	2.6
Enroute	4	2	6	15.4
Manual/Procedures	-	-	-	-
Dispatch Center	-	-	-	-
Airport/Heliport	-	-	-	-
MAINTENANCE				
Mechanic	-	-	-	-
Repairman	-	-	-	-
Main Base	-	-	-	-
Sub Base	-	-	-	-
Line Station	-	-	-	-
Contract MA Facility	-	-	-	-
Fueling Facility	1	-	1	2.6
Spot Check	6	2	8	20.5
Ramp Check	1	1	2	5.1
Training	-	1	1	2.6
Personnel Records	-	-	-	-
Aircraft MA Records	1	1	2	5.1
Enroute	2	1	3	7.7
Manual/Procedures	-	1	1	2.6
Airport/Heliport	-	-	-	-
AVIONICS				
Repairman	-	-	-	-
Main Base	-	-	-	-
Sub Base	-	-	-	-
Line Station	-	-	-	-
Contract MA Facility	-	-	-	-
Spot Check	-	-	-	-
Ramp Check	-	-	-	-
Training	-	-	-	-
Personnel Records	-	-	-	-
Aircraft MA Records	-	-	-	-
Enroute	-	-	-	-
Manual/Procedures	-	-	-	-
TOTALS	22	17	39	100%

RESULTS OF INSPECTIONS:
 33(85%) Satisfactory 5(13%) Unsatisfactory 1(3%) Unmarked

CARRIER: Galaxy Airlines
 FAA REGULATIONS: 121
 TOTAL FAA INSPECTIONS: 40

FAA CERTIFYING OFFICE: Miami
 FLEET SIZE: 3
 FLEET OPERATING HOURS: 1,950

INSPECTION TYPE	FY 1984 INSPECTIONS			PERCENT
	ROUTINE	NATI	TOTAL	
OPERATIONS				
Operator Inspection	-	-	-	-
Check Airman	3	-	3	7.5
Main Base	1	-	1	2.5
Sub Base	-	-	-	-
Line Station	-	-	-	-
Ramp Check	-	-	-	-
Training	8	-	8	20.0
Personnel Records	5	-	5	12.5
Enroute	1	-	1	2.5
Manual/Procedures	2	-	2	5.0
Dispatch Center	-	-	-	-
Airport/Heliport	-	-	-	-
MAINTENANCE				
Mechanic	-	-	-	-
Repairman	-	-	-	-
Main Base	-	1	1	2.5
Sub Base	-	-	-	-
Line Station	-	-	-	-
Contract MA Facility	-	-	-	-
Fueling Facility	-	-	-	-
Spot Check	1	-	1	2.5
Ramp Check	2	-	2	5.0
Training	2	1	3	7.5
Personnel Records	-	-	-	-
Aircraft MA Records	4	1	5	12.5
Enroute	-	-	-	-
Manual/Procedures	2	1	3	7.5
Airport/Heliport	-	-	-	-
AVIONICS				
Repairman	-	-	-	-
Main Base	3	-	3	7.5
Sub Base	-	-	-	-
Line Station	-	-	-	-
Contract MA Facility	-	-	-	-
Spot Check	-	-	-	-
Ramp Check	-	-	-	-
Training	-	-	-	-
Personnel Records	-	-	-	-
Aircraft MA Records	2	-	2	5.0
Enroute	-	-	-	-
Manual/Procedures	-	-	-	-
TOTALS	36	4	40	100%

RESULTS OF INSPECTIONS:
 17(43%) Satisfactory 23(57%) Unsatisfactory

CARRIER: General Aviation Inc
 FAA REGULATIONS: 121
 TOTAL FAA INSPECTIONS: 49

FAA CERTIFYING OFFICE: Nashville
 FLEET SIZE: 12
 FLEET OPERATING HOURS: 7,122

INSPECTION TYPE	FY 1984 INSPECTIONS			PERCENT
	ROUTINE	NATI	TOTAL	
OPERATIONS				
Operator Inspection	-	-	-	-
Check Airman	4	-	4	8.2
Main Base	1	-	1	2.0
Sub Base	-	-	-	-
Line Station	-	-	-	-
Ramp Check	-	-	-	-
Training	-	-	-	-
Personnel Records	-	-	-	-
Enroute	15	3	18	36.7
Manual/Procedures	-	-	-	-
Dispatch Center	-	-	-	-
Airport/Heliport	-	-	-	-
MAINTENANCE				
Mechanic	-	-	-	-
Repairman	-	-	-	-
Main Base	1	-	1	2.0
Sub Base	-	-	-	-
Line Station	4	-	4	8.2
Contract MA Facility	-	-	-	-
Fueling Facility	-	-	-	-
Spot Check	-	-	-	-
Ramp Check	5	-	5	10.2
Training	-	-	-	-
Personnel Records	-	-	-	-
Aircraft MA Records	1	-	1	2.0
Enroute	2	-	2	4.1
Manual/Procedures	-	-	-	-
Airport/Heliport	-	-	-	-
AVIONICS				
Repairman	-	-	-	-
Main Base	1	-	1	2.0
Sub Base	-	-	-	-
Line Station	1	-	1	2.0
Contract MA Facility	-	-	-	-
Spot Check	1	-	1	2.0
Ramp Check	5	-	5	10.2
Training	-	-	-	-
Personnel Records	-	-	-	-
Aircraft MA Records	1	-	1	2.0
Enroute	4	-	4	8.2
Manual/Procedures	-	-	-	-
TOTALS	46	3	49	100%

RESULTS OF INSPECTIONS:

46(94%) Satisfactory 3(6%) Unsatisfactory

CARRIER: Golden Pacific Airlines
 FAA REGULATIONS: 135
 TOTAL FAA INSPECTIONS: 49

FAA CERTIFYING OFFICE: Scottsdale
 FLEET SIZE: 4
 FLEET OPERATING HOURS: 11,078

INSPECTION TYPE	FY 1984 INSPECTIONS			PERCENT
	ROUTINE	NATI	TOTAL	
OPERATIONS				
Operator Inspection	-	-	-	-
Check Airman	-	-	-	-
Main Base	2	-	2	4.1
Sub Base	-	-	-	-
Line Station	-	9	9	18.4
Ramp Check	9	4	13	26.5
Training	-	1	1	2.0
Personnel Records	-	1	1	2.0
Enroute	2	5	7	14.3
Manual/Procedures	-	2	2	4.1
Dispatch Center	-	-	-	-
Airport/Heliport	-	-	-	-
MAINTENANCE				
Mechanic	-	-	-	-
Repairman	-	-	-	-
Main Base	-	1	1	2.0
Sub Base	-	-	-	-
Line Station	-	-	-	-
Contract MA Facility	-	-	-	-
Fueling Facility	-	-	-	-
Spot Check	-	1	1	2.0
Ramp Check	2	2	4	8.2
Training	-	1	1	2.0
Personnel Records	-	-	-	-
Aircraft MA Records	-	1	1	2.0
Enroute	-	-	-	-
Manual/Procedures	-	1	1	2.0
Airport/Heliport	-	-	-	-
AVIONICS				
Repairman	-	-	-	-
Main Base	1	-	1	2.0
Sub Base	-	-	-	-
Line Station	-	-	-	-
Contract MA Facility	-	-	-	-
Spot Check	1	-	1	2.0
Ramp Check	1	2	3	6.1
Training	-	-	-	-
Personnel Records	-	-	-	-
Aircraft MA Records	-	-	-	-
Enroute	-	-	-	-
Manual/Procedures	-	-	-	-
TOTALS	18	31	49	100%

RESULTS OF INSPECTIONS:
 44(90%) Satisfactory 5(10%) Unsatisfactory

CARRIER: Great American Airways Inc

FAA REGULATIONS: 121

TOTAL FAA INSPECTIONS: 21

FLEET SIZE: 1

FLEET OPERATING HOURS: 1,807

FAA CERTIFYING OFFICE: Reno

```
=====
                FY 1984 INSPECTIONS
      INSPECTION TYPE      ROUTINE  NATI    TOTAL    PERCENT
      -----
OPERATIONS
  Operator Inspection      -      -      -      -
  Check Airman             -      -      -      -
  Main Base                 -      -      -      -
  Sub Base                  -      -      -      -
  Line Station              -      -      -      -
  Ramp Check                -      3      3     14.3
  Training                  1      1      2      9.5
  Personnel Records        -      1      1      4.8
  Enroute                   1      -      1      4.8
  Manual/Procedures        -      -      -      -
  Dispatch Center          -      -      -      -
  Airport/Heliport         -      -      -      -

MAINTENANCE
  Mechanic                  -      -      -      -
  Repairman                 -      -      -      -
  Main Base                  1      1      2      9.5
  Sub Base                  -      -      -      -
  Line Station              -      -      -      -
  Contract MA Facility      -      -      -      -
  Fueling Facility          -      -      -      -
  Spot Check                -      1      1      4.8
  Ramp Check                -      1      1      4.8
  Training                  -      1      1      4.8
  Personnel Records        -      -      -      -
  Aircraft MA Records      1      -      1      4.8
  Enroute                   -      -      -      -
  Manual/Procedures        3      2      5     23.8
  Airport/Heliport         -      -      -      -

AVIONICS
  Repairman                 -      -      -      -
  Main Base                 -      -      -      -
  Sub Base                  -      -      -      -
  Line Station              -      -      -      -
  Contract MA Facility      -      -      -      -
  Spot Check                -      1      1      4.8
  Ramp Check                -      1      1      4.8
  Training                  -      -      -      -
  Personnel Records        -      -      -      -
  Aircraft MA Records      1      -      1      4.8
  Enroute                   -      -      -      -
  Manual/Procedures        -      -      -      -

TOTALS                    -----
                        8          13         21         100%
=====
```

RESULTS OF INSPECTIONS:

21 Satisfactory 0 Unsatisfactory

CARRIER: Harbor Airlines
 FAA REGULATIONS: 135
 TOTAL FAA INSPECTIONS: 15

FAA CERTIFYING OFFICE: Seattle
 FLEET SIZE: 2
 FLEET OPERATING HOURS: 1,711

INSPECTION TYPE	FY 1984 INSPECTIONS			PERCENT
	ROUTINE	NATI	TOTAL	
OPERATIONS				
Operator Inspection	-	-	-	-
Check Airman	-	-	-	-
Main Base	-	1	1	6.7
Sub Base	-	-	-	-
Line Station	-	1	1	6.7
Ramp Check	-	2	2	13.3
Training	-	-	-	-
Personnel Records	-	-	-	-
Enroute	-	-	-	-
Manual/Procedures	-	-	-	-
Dispatch Center	-	-	-	-
Airport/Heliport	-	-	-	-
MAINTENANCE				
Mechanic	-	-	-	-
Repairman	-	-	-	-
Main Base	1	1	2	13.3
Sub Base	-	-	-	-
Line Station	-	-	-	-
Contract MA Facility	-	-	-	-
Fueling Facility	-	-	-	-
Spot Check	1	-	1	6.7
Ramp Check	5	-	5	33.3
Training	-	-	-	-
Personnel Records	-	-	-	-
Aircraft MA Records	-	-	-	-
Enroute	-	-	-	-
Manual/Procedures	-	1	1	6.7
Airport/Heliport	-	-	-	-
AVIONICS				
Repairman	-	-	-	-
Main Base	-	-	-	-
Sub Base	-	-	-	-
Line Station	-	-	-	-
Contract MA Facility	-	-	-	-
Spot Check	-	1	1	6.7
Ramp Check	-	1	1	6.7
Training	-	-	-	-
Personnel Records	-	-	-	-
Aircraft MA Records	-	-	-	-
Enroute	-	-	-	-
Manual/Procedures	-	-	-	-
TOTALS	7	8	15	100%

RESULTS OF INSPECTIONS:
 15 Satisfactory 0 Unsatisfactory

CARRIER: Hawaiian Airlines
 FAA REGULATIONS: 121
 TOTAL FAA INSPECTIONS: 313

FAA CERTIFYING OFFICE: Honolulu
 FLEET SIZE: 15
 FLEET OPERATING HOURS: 27,125

INSPECTION TYPE	FY 1984 INSPECTIONS			PERCENT
	ROUTINE	NATI	TOTAL	
OPERATIONS				
Operator Inspection	-	-	-	-
Check Airman	4	-	4	1.3
Main Base	1	-	1	0.3
Sub Base	-	-	-	-
Line Station	5	4	9	2.9
Ramp Check	3	4	7	2.2
Training	2	1	3	1.0
Personnel Records	1	1	2	0.6
Enroute	76	7	83	26.5
Manual/Procedures	-	2	2	0.6
Dispatch Center	-	-	-	-
Airport/Heliport	-	-	-	-
MAINTENANCE				
Mechanic	-	-	-	-
Repairman	-	-	-	-
Main Base	6	-	6	1.9
Sub Base	-	-	-	-
Line Station	2	-	2	0.6
Contract MA Facility	-	-	-	-
Fueling Facility	3	-	3	1.0
Spot Check	13	-	13	4.2
Ramp Check	21	6	27	8.6
Training	-	-	-	-
Personnel Records	-	-	-	-
Aircraft MA Records	60	-	60	19.2
Enroute	36	-	36	11.5
Manual/Procedures	1	1	2	0.6
Airport/Heliport	-	-	-	-
AVIONICS				
Repairman	-	-	-	-
Main Base	3	1	4	1.3
Sub Base	-	-	-	-
Line Station	1	-	1	0.3
Contract MA Facility	-	-	-	-
Spot Check	3	1	4	1.3
Ramp Check	15	-	15	4.8
Training	-	-	-	-
Personnel Records	-	-	-	-
Aircraft MA Records	29	-	29	9.3
Enroute	-	-	-	-
Manual/Procedures	-	-	-	-
TOTALS	285	28	313	100%

RESULTS OF INSPECTIONS:
 293(94%) Satisfactory 19(6%) Unsatisfactory 1(<1%) Unmarked

CARRIER: Hermens Air Inc
 FAA REGULATIONS: 135
 TOTAL FAA INSPECTIONS: 34

FAA CERTIFYING OFFICE: Anchorage
 FLEET SIZE: 15
 FLEET OPERATING HOURS: 3,951

INSPECTION TYPE	FY 1984 INSPECTIONS			PERCENT
	ROUTINE	NATI	TOTAL	
OPERATIONS				
Operator Inspection	-	-	-	-
Check Airman	4	-	4	11.8
Main Base	2	-	2	5.9
Sub Base	-	-	-	-
Line Station	-	-	-	-
Ramp Check	4	-	4	11.8
Training	1	2	3	8.8
Personnel Records	-	1	1	2.9
Enroute	4	1	5	14.7
Manual/Procedures	-	-	-	-
Dispatch Center	-	-	-	-
Airport/Heliport	-	-	-	-
MAINTENANCE				
Mechanic	-	-	-	-
Repairman	-	-	-	-
Main Base	2	1	3	8.8
Sub Base	-	-	-	-
Line Station	-	-	-	-
Contract MA Facility	-	-	-	-
Fueling Facility	-	-	-	-
Spot Check	1	-	1	2.9
Ramp Check	4	1	5	14.7
Training	-	1	1	2.9
Personnel Records	-	-	-	-
Aircraft MA Records	-	1	1	2.9
Enroute	3	-	3	8.8
Manual/Procedures	-	1	1	2.9
Airport/Heliport	-	-	-	-
AVIONICS				
Repairman	-	-	-	-
Main Base	-	-	-	-
Sub Base	-	-	-	-
Line Station	-	-	-	-
Contract MA Facility	-	-	-	-
Spot Check	-	-	-	-
Ramp Check	-	-	-	-
Training	-	-	-	-
Personnel Records	-	-	-	-
Aircraft MA Records	-	-	-	-
Enroute	-	-	-	-
Manual/Procedures	-	-	-	-
TOTALS	25	9	34	100%

RESULTS OF INSPECTIONS:
 32(94%) Satisfactory 2(6%) Unsatisfactory

CARRIER: Holiday Airlines Inc
 FAA REGULATIONS: 135
 TOTAL FAA INSPECTIONS: 4

FAA CERTIFYING OFFICE: Teterboro
 FLEET SIZE: 2
 FLEET OPERATING HOURS: 4,674

INSPECTION TYPE	FY 1984 INSPECTIONS			PERCENT
	ROUTINE	NATI	TOTAL	
OPERATIONS				
Operator Inspection	-	-	-	-
Check Airman	3	-	3	75.0
Main Base	-	-	-	-
Sub Base	-	-	-	-
Line Station	-	-	-	-
Ramp Check	-	-	-	-
Training	-	-	-	-
Personnel Records	-	-	-	-
Enroute	-	-	-	-
Manual/Procedures	-	-	-	-
Dispatch Center	-	-	-	-
Airport/Heliport	-	-	-	-
MAINTENANCE				
Mechanic	-	-	-	-
Repairman	-	-	-	-
Main Base	-	-	-	-
Sub Base	-	-	-	-
Line Station	-	-	-	-
Contract MA Facility	-	-	-	-
Fueling Facility	-	-	-	-
Spot Check	-	-	-	-
Ramp Check	1	-	1	25.0
Training	-	-	-	-
Personnel Records	-	-	-	-
Aircraft MA Records	-	-	-	-
Enroute	-	-	-	-
Manual/Procedures	-	-	-	-
Airport/Heliport	-	-	-	-
AVIONICS				
Repairman	-	-	-	-
Main Base	-	-	-	-
Sub Base	-	-	-	-
Line Station	-	-	-	-
Contract MA Facility	-	-	-	-
Spot Check	-	-	-	-
Ramp Check	-	-	-	-
Training	-	-	-	-
Personnel Records	-	-	-	-
Aircraft MA Records	-	-	-	-
Enroute	-	-	-	-
Manual/Procedures	-	-	-	-
TOTALS	4	0	4	100%

RESULTS OF INSPECTIONS:
 3(75%) Satisfactory 1(25%) Unsatisfactory

CARRIER: Horizon Air
 FAA REGULATIONS: 121
 TOTAL FAA INSPECTIONS: 160

FAA CERTIFYING OFFICE: Seattle
 FLEET SIZE: 9
 FLEET OPERATING HOURS: 17,058

INSPECTION TYPE	FY 1984 INSPECTIONS			PERCENT
	ROUTINE	NATI	TOTAL	
OPERATIONS				
Operator Inspection	-	-	-	-
Check Airman	7	-	7	4.4
Main Base	-	-	-	-
Sub Base	-	-	-	-
Line Station	1	-	1	0.6
Ramp Check	-	-	-	-
Training	-	-	-	-
Personnel Records	-	-	-	-
Enroute	18	-	18	11.3
Manual/Procedures	-	-	-	-
Dispatch Center	-	-	-	-
Airport/Heliport	-	-	-	-
MAINTENANCE				
Mechanic	-	-	-	-
Repairman	-	-	-	-
Main Base	1	1	2	1.3
Sub Base	-	-	-	-
Line Station	1	2	3	1.9
Contract MA Facility	-	-	-	-
Fueling Facility	-	-	-	-
Spot Check	14	-	14	8.8
Ramp Check	44	-	44	27.5
Training	1	2	3	1.9
Personnel Records	-	-	-	-
Aircraft MA Records	12	2	14	8.8
Enroute	38	-	38	23.8
Manual/Procedures	-	2	2	1.3
Airport/Heliport	-	-	-	-
AVIONICS				
Repairman	-	-	-	-
Main Base	1	-	1	0.6
Sub Base	-	-	-	-
Line Station	-	-	-	-
Contract MA Facility	-	-	-	-
Spot Check	-	-	-	-
Ramp Check	3	-	3	1.9
Training	-	-	-	-
Personnel Records	-	-	-	-
Aircraft MA Records	2	-	2	1.3
Enroute	4	-	4	2.5
Manual/Procedures	1	3	4	2.5
TOTALS	148	12	160	100%

RESULTS OF INSPECTIONS:
 142(89%) Satisfactory 17(11%) Unsatisfactory 1(1%) Unmarked

CARRIER: Horizon Air
 FAA REGULATIONS: 135
 TOTAL FAA INSPECTIONS: 38

FAA CERTIFYING OFFICE: Seattle
 FLEET SIZE: 21
 FLEET OPERATING HOURS: 22,241

INSPECTION TYPE	FY 1984 INSPECTIONS			PERCENT
	ROUTINE	NATI	TOTAL	
OPERATIONS				
Operator Inspection	-	-	-	-
Check Airman	1	-	1	2.6
Main Base	-	-	-	-
Sub Base	-	-	-	-
Line Station	1	-	1	2.6
Ramp Check	-	-	-	-
Training	-	-	-	-
Personnel Records	-	-	-	-
Enroute	5	-	5	13.2
Manual/Procedures	-	-	-	-
Dispatch Center	-	-	-	-
Airport/Heliport	-	-	-	-
MAINTENANCE				
Mechanic	-	-	-	-
Repairman	-	-	-	-
Main Base	-	-	-	-
Sub Base	-	-	-	-
Line Station	-	-	-	-
Contract MA Facility	-	-	-	-
Fueling Facility	-	-	-	-
Spot Check	4	-	4	10.5
Ramp Check	15	1	16	42.1
Training	-	-	-	-
Personnel Records	-	-	-	-
Aircraft MA Records	4	-	4	10.5
Enroute	1	-	1	2.6
Manual/Procedures	1	-	1	2.6
Airport/Heliport	-	-	-	-
AVIONICS				
Repairman	-	-	-	-
Main Base	2	-	2	5.3
Sub Base	-	-	-	-
Line Station	-	-	-	-
Contract MA Facility	-	-	-	-
Spot Check	-	-	-	-
Ramp Check	1	-	1	2.6
Training	-	-	-	-
Personnel Records	-	-	-	-
Aircraft MA Records	-	-	-	-
Enroute	2	-	2	5.3
Manual/Procedures	-	-	-	-
TOTALS	37	1	38	100%

RESULTS OF INSPECTIONS:

37(97%) Satisfactory 0 Unsatisfactory 1(3%) Unmarked

CARRIER: Jet Charter Service Inc FAA CERTIFYING OFFICE: Miami
 FAA REGULATIONS: 121 FLEET SIZE: 6
 TOTAL FAA INSPECTIONS: 32 FLEET OPERATING HOURS: 3,540

INSPECTION TYPE	FY 1984 INSPECTIONS			PERCENT
	ROUTINE	NATI	TOTAL	
OPERATIONS				
Operator Inspection	-	-	-	-
Check Airman	1	-	1	3.1
Main Base	-	-	-	-
Sub Base	-	-	-	-
Line Station	-	1	1	3.1
Ramp Check	-	1	1	3.1
Training	-	2	2	6.3
Personnel Records	-	-	-	-
Enroute	-	3	3	9.4
Manual/Procedures	-	-	-	-
Dispatch Center	-	-	-	-
Airport/Heliport	-	-	-	-
MAINTENANCE				
Mechanic	1	-	1	3.1
Repairman	-	-	-	-
Main Base	-	2	2	6.3
Sub Base	-	-	-	-
Line Station	-	-	-	-
Contract MA Facility	-	3	3	9.4
Fueling Facility	-	-	-	-
Spot Check	-	1	1	3.1
Ramp Check	7	1	8	25.0
Training	-	1	1	3.1
Personnel Records	-	-	-	-
Aircraft MA Records	-	2	2	6.3
Enroute	3	-	3	9.4
Manual/Procedures	-	1	1	3.1
Airport/Heliport	-	-	-	-
AVIONICS				
Repairman	-	-	-	-
Main Base	1	-	1	3.1
Sub Base	-	-	-	-
Line Station	-	-	-	-
Contract MA Facility	-	-	-	-
Spot Check	-	-	-	-
Ramp Check	1	-	1	3.1
Training	-	-	-	-
Personnel Records	-	-	-	-
Aircraft MA Records	-	-	-	-
Enroute	-	-	-	-
Manual/Procedures	-	-	-	-
TOTALS	14	18	32	100%

RESULTS OF INSPECTIONS:

11(34%) Satisfactory 17(53%) Unsatisfactory 4(13%) Unmarked

CARRIER: LAB Flying Service Inc

FAA REGULATIONS: 135

TOTAL FAA INSPECTIONS: 35

FLEET SIZE: 16

FLEET OPERATING HOURS: 1,126

FAA CERTIFYING OFFICE: Juneau

=====

INSPECTION TYPE -----	FY 1984 INSPECTIONS			PERCENT -----
	ROUTINE -----	NATI -----	TOTAL -----	
OPERATIONS				
Operator Inspection	-	-	-	-
Check Airman	4	-	4	11.4
Main Base	-	-	-	-
Sub Base	1	2	3	8.6
Line Station	-	-	-	-
Ramp Check	5	2	7	20.0
Training	1	1	2	5.7
Personnel Records	-	1	1	2.9
Enroute	3	2	5	14.3
Manual/Procedures	-	-	-	-
Dispatch Center	-	-	-	-
Airport/Heliport	-	-	-	-
MAINTENANCE				
Mechanic	-	-	-	-
Repairman	-	-	-	-
Main Base	1	-	1	2.9
Sub Base	-	1	1	2.9
Line Station	-	-	-	-
Contract MA Facility	-	-	-	-
Fueling Facility	-	-	-	-
Spot Check	1	1	2	5.7
Ramp Check	3	1	4	11.4
Training	-	1	1	2.9
Personnel Records	-	-	-	-
Aircraft MA Records	-	1	1	2.9
Enroute	1	1	2	5.7
Manual/Procedures	-	1	1	2.9
Airport/Heliport	-	-	-	-
AVIONICS				
Repairman	-	-	-	-
Main Base	-	-	-	-
Sub Base	-	-	-	-
Line Station	-	-	-	-
Contract MA Facility	-	-	-	-
Spot Check	-	-	-	-
Ramp Check	-	-	-	-
Training	-	-	-	-
Personnel Records	-	-	-	-
Aircraft MA Records	-	-	-	-
Enroute	-	-	-	-
Manual/Procedures	-	-	-	-
TOTALS	20	15	35	100%

RESULTS OF INSPECTIONS:

30(86%) Satisfactory 2(6%) Unsatisfactory 3(9%) Unmarked

CARRIER: National Commuter Airlines Inc

FAA REGULATIONS: 135

TOTAL FAA INSPECTIONS: 15

FLEET SIZE: 9

FLEET OPERATING HOURS: 9,784

FAA CERTIFYING OFFICE: Miami

```
=====
                FY 1984 INSPECTIONS
      INSPECTION TYPE      ROUTINE    NATI    TOTAL    PERCENT
      -----
OPERATIONS
  Operator Inspection      -        -        -        -
  Check Airman             1        -        1        6.7
  Main Base                 1        2        3       20.0
  Sub Base                  -        -        -        -
  Line Station              -        -        -        -
  Ramp Check                4        2        6       40.0
  Training                  -        1        1        6.7
  Personnel Records        -        -        -        -
  Enroute                   -        -        -        -
  Manual/Procedures        -        -        -        -
  Dispatch Center          -        -        -        -
  Airport/Heliport         -        -        -        -

MAINTENANCE
  Mechanic                  -        -        -        -
  Repairman                 -        -        -        -
  Main Base                 -        2        2       13.3
  Sub Base                  -        -        -        -
  Line Station              -        -        -        -
  Contract MA Facility     -        -        -        -
  Fueling Facility         -        -        -        -
  Spot Check                -        -        -        -
  Ramp Check                -        -        -        -
  Training                  -        1        1        6.7
  Personnel Records        -        -        -        -
  Aircraft MA Records     -        -        -        -
  Enroute                   -        -        -        -
  Manual/Procedures        -        -        -        -
  Airport/Heliport         -        -        -        -

AVIONICS
  Repairman                 -        -        -        -
  Main Base                 -        -        -        -
  Sub Base                  -        -        -        -
  Line Station              -        -        -        -
  Contract MA Facility     -        -        -        -
  Spot Check                -        -        -        -
  Ramp Check                -        -        -        -
  Training                  -        -        -        -
  Personnel Records        -        -        -        -
  Aircraft MA Records     -        -        -        -
  Enroute                   -        -        -        -
  Manual/Procedures        -        1        1        6.7
-----
TOTALS                      6         9        15       100%
=====
```

RESULTS OF INSPECTIONS:

10(67%) Satisfactory 5(33%) Unsatisfactory

CARRIER: Oceanair Inc
 FAA REGULATIONS: 121
 TOTAL FAA INSPECTIONS: 5

FAA CERTIFYING OFFICE: San Juan
 FLEET SIZE: 2
 FLEET OPERATING HOURS: 121

INSPECTION TYPE	FY 1984 INSPECTIONS			PERCENT
	ROUTINE	NATI	TOTAL	
OPERATIONS				
Operator Inspection	-	-	-	-
Check Airman	-	-	-	-
Main Base	-	-	-	-
Sub Base	-	-	-	-
Line Station	-	-	-	-
Ramp Check	-	-	-	-
Training	2	-	2	40.0
Personnel Records	-	-	-	-
Enroute	-	-	-	-
Manual/Procedures	-	-	-	-
Dispatch Center	-	-	-	-
Airport/Heliport	-	-	-	-
MAINTENANCE				
Mechanic	-	-	-	-
Repairman	-	-	-	-
Main Base	-	-	-	-
Sub Base	-	-	-	-
Line Station	-	-	-	-
Contract MA Facility	-	-	-	-
Fueling Facility	-	-	-	-
Spot Check	-	-	-	-
Ramp Check	-	-	-	-
Training	2	-	2	40.0
Personnel Records	-	-	-	-
Aircraft MA Records	-	-	-	-
Enroute	1	-	1	20.0
Manual/Procedures	-	-	-	-
Airport/Heliport	-	-	-	-
AVIONICS				
Repairman	-	-	-	-
Main Base	-	-	-	-
Sub Base	-	-	-	-
Line Station	-	-	-	-
Contract MA Facility	-	-	-	-
Spot Check	-	-	-	-
Ramp Check	-	-	-	-
Training	-	-	-	-
Personnel Records	-	-	-	-
Aircraft MA Records	-	-	-	-
Enroute	-	-	-	-
Manual/Procedures	-	-	-	-
TOTALS	5	0	5	100%

RESULTS OF INSPECTIONS:
 0 Satisfactory 5 Unsatisfactory

CARRIER: Oceanair Inc
 FAA REGULATIONS: 135
 TOTAL FAA INSPECTIONS: 72

FAA CERTIFYING OFFICE: San Juan
 FLEET SIZE: 7
 FLEET OPERATING HOURS: 3,978

INSPECTION TYPE	FY 1984 INSPECTIONS			PERCENT
	ROUTINE	NATI	TOTAL	
OPERATIONS				
Operator Inspection	-	-	-	-
Check Airman	3	-	3	4.2
Main Base	1	2	3	4.2
Sub Base	-	-	-	-
Line Station	-	2	2	2.8
Ramp Check	5	12	17	23.6
Training	1	-	1	1.4
Personnel Records	-	-	-	-
Enroute	6	2	8	11.1
Manual/Procedures	-	-	-	-
Dispatch Center	-	-	-	-
Airport/Heliport	-	-	-	-
MAINTENANCE				
Mechanic	-	-	-	-
Repairman	-	-	-	-
Main Base	3	2	5	6.9
Sub Base	-	-	-	-
Line Station	-	-	-	-
Contract MA Facility	-	-	-	-
Fueling Facility	-	-	-	-
Spot Check	1	2	3	4.2
Ramp Check	11	3	14	19.4
Training	-	-	-	-
Personnel Records	-	-	-	-
Aircraft MA Records	3	1	4	5.6
Enroute	7	2	9	12.5
Manual/Procedures	2	1	3	4.2
Airport/Heliport	-	-	-	-
AVIONICS				
Repairman	-	-	-	-
Main Base	-	-	-	-
Sub Base	-	-	-	-
Line Station	-	-	-	-
Contract MA Facility	-	-	-	-
Spot Check	-	-	-	-
Ramp Check	-	-	-	-
Training	-	-	-	-
Personnel Records	-	-	-	-
Aircraft MA Records	-	-	-	-
Enroute	-	-	-	-
Manual/Procedures	-	-	-	-
TOTALS	43	29	72	100%

RESULTS OF INSPECTIONS:
 52(72%) Satisfactory 20(28%) Unsatisfactory

CARRIER: Pacific Alaska Airlines FAA CERTIFYING OFFICE: Seattle
 FAA REGULATIONS: 121 FLEET SIZE: 3
 TOTAL FAA INSPECTIONS: 37 FLEET OPERATING HOURS: 2,300

INSPECTION TYPE	FY 1984 INSPECTIONS			PERCENT
	ROUTINE	NATI	TOTAL	
OPERATIONS				
Operator Inspection	-	-	-	-
Check Airman	-	-	-	-
Main Base	-	1	1	2.7
Sub Base	-	-	-	-
Line Station	-	-	-	-
Ramp Check	-	1	1	2.7
Training	-	1	1	2.7
Personnel Records	-	1	1	2.7
Enroute	7	3	10	27.0
Manual/Procedures	-	-	-	-
Dispatch Center	-	-	-	-
Airport/Heliport	-	-	-	-
MAINTENANCE				
Mechanic	-	-	-	-
Repairman	-	-	-	-
Main Base	-	1	1	2.7
Sub Base	-	1	1	2.7
Line Station	-	-	-	-
Contract MA Facility	-	-	-	-
Fueling Facility	-	-	-	-
Spot Check	2	-	2	5.4
Ramp Check	1	1	2	5.4
Training	-	2	2	5.4
Personnel Records	-	-	-	-
Aircraft MA Records	6	1	7	18.9
Enroute	-	-	-	-
Manual/Procedures	-	2	2	5.4
Airport/Heliport	-	-	-	-
AVIONICS				
Repairman	-	-	-	-
Main Base	-	1	1	2.7
Sub Base	-	-	-	-
Line Station	-	-	-	-
Contract MA Facility	-	-	-	-
Spot Check	1	-	1	2.7
Ramp Check	-	-	-	-
Training	-	-	-	-
Personnel Records	-	-	-	-
Aircraft MA Records	2	1	3	8.1
Enroute	-	-	-	-
Manual/Procedures	-	1	1	2.7
TOTALS	19	18	37	100%

RESULTS OF INSPECTIONS:

32(87%) Satisfactory 4(11%) Unsatisfactory 1(3%) Unmarked

CARRIER: Pee Dee Air Express
 FAA REGULATIONS: 135
 TOTAL FAA INSPECTIONS: 33

FAA CERTIFYING OFFICE: Columbia
 FLEET SIZE: 3
 FLEET OPERATING HOURS: 2,160

INSPECTION TYPE -----	FY 1984 INSPECTIONS			PERCENT -----
	ROUTINE -----	NATI -----	TOTAL -----	
OPERATIONS				
Operator Inspection	-	-	-	-
Check Airman	-	-	-	-
Main Base	4	1	5	15.2
Sub Base	-	-	-	-
Line Station	1	2	3	9.1
Ramp Check	3	3	6	18.2
Training	-	1	1	3.0
Personnel Records	-	1	1	3.0
Enroute	4	5	9	27.3
Manual/Procedures	-	-	-	-
Dispatch Center	-	-	-	-
Airport/Heliport	-	-	-	-
MAINTENANCE				
Mechanic	-	-	-	-
Repairman	-	-	-	-
Main Base	1	-	1	3.0
Sub Base	-	-	-	-
Line Station	-	-	-	-
Contract MA Facility	-	-	-	-
Fueling Facility	-	-	-	-
Spot Check	-	1	1	3.0
Ramp Check	1	3	4	12.1
Training	-	-	-	-
Personnel Records	-	-	-	-
Aircraft MA Records	-	1	1	3.0
Enroute	-	-	-	-
Manual/Procedures	-	-	-	-
Airport/Heliport	-	-	-	-
AVIONICS				
Repairman	-	-	-	-
Main Base	1	-	1	3.0
Sub Base	-	-	-	-
Line Station	-	-	-	-
Contract MA Facility	-	-	-	-
Spot Check	-	-	-	-
Ramp Check	-	-	-	-
Training	-	-	-	-
Personnel Records	-	-	-	-
Aircraft MA Records	-	-	-	-
Enroute	-	-	-	-
Manual/Procedures	-	-	-	-
TOTALS	15	18	33	100%

RESULTS OF INSPECTIONS:
 31(94%) Satisfactory 2(6%) Unsatisfactory

CARRIER: Pegasus Aviation Inc
 FAA REGULATIONS: 135
 TOTAL FAA INSPECTIONS: 21

FAA CERTIFYING OFFICE: Dulles
 FLEET SIZE: 1
 FLEET OPERATING HOURS: Not Available

INSPECTION TYPE	FY 1984 INSPECTIONS			PERCENT
	ROUTINE	NATI	TOTAL	
OPERATIONS				
Operator Inspection	-	-	-	-
Check Airman	-	-	-	-
Main Base	-	-	-	-
Sub Base	-	-	-	-
Line Station	-	-	-	-
Ramp Check	-	-	-	-
Training	-	1	1	4.8
Personnel Records	-	1	1	4.8
Enroute	3	2	5	23.8
Manual/Procedures	-	-	-	-
Dispatch Center	-	-	-	-
Airport/Heliport	-	-	-	-
MAINTENANCE				
Mechanic	-	-	-	-
Repairman	-	-	-	-
Main Base	-	-	-	-
Sub Base	-	-	-	-
Line Station	-	-	-	-
Contract MA Facility	-	-	-	-
Fueling Facility	-	-	-	-
Spot Check	-	-	-	-
Ramp Check	3	-	3	14.3
Training	-	-	-	-
Personnel Records	-	-	-	-
Aircraft MA Records	1	5	6	28.6
Enroute	-	-	-	-
Manual/Procedures	-	-	-	-
Airport/Heliport	-	-	-	-
AVIONICS				
Repairman	-	-	-	-
Main Base	-	-	-	-
Sub Base	-	-	-	-
Line Station	-	-	-	-
Contract MA Facility	-	-	-	-
Spot Check	-	-	-	-
Ramp Check	2	-	2	9.5
Training	-	-	-	-
Personnel Records	-	-	-	-
Aircraft MA Records	3	-	3	14.3
Enroute	-	-	-	-
Manual/Procedures	-	-	-	-
TOTALS	12	9	21	100%

RESULTS OF INSPECTIONS:

13(62%) Satisfactory 7(33%) Unsatisfactory 1(5%) Unmarked

CARRIER: Pennsylvania Aviation Inc

FAA REGULATIONS: 135

TOTAL FAA INSPECTIONS: 59

FLEET SIZE: 5

FLEET OPERATING HOURS: 3,736

FAA CERTIFYING OFFICE: Philadelphia

```
=====
                FY 1984 INSPECTIONS
      INSPECTION TYPE      ROUTINE  NATI    TOTAL    PERCENT
      -----
OPERATIONS
  Operator Inspection      -      -      -      -
  Check Airman             1      -      1      1.7
  Main Base                1      -      1      1.7
  Sub Base                 -      -      -      -
  Line Station             -      3      3      5.1
  Ramp Check              1      2      3      5.1
  Training                 -      1      1      1.7
  Personnel Records       -      1      1      1.7
  Enroute                  -      9      9     15.3
  Manual/Procedures       -      -      -      -
  Dispatch Center         -      -      -      -
  Airport/Heliport        -      -      -      -

MAINTENANCE
  Mechanic                 -      -      -      -
  Repairman                -      -      -      -
  Main Base                3      1      4      6.8
  Sub Base                 -      -      -      -
  Line Station             -      -      -      -
  Contract MA Facility     -      -      -      -
  Fueling Facility        -      -      -      -
  Spot Check              1      -      1      1.7
  Ramp Check              3      2      5      8.5
  Training                 -      1      1      1.7
  Personnel Records       1      -      1      1.7
  Aircraft MA Records     4      2      6     10.2
  Enroute                  3      -      3      5.1
  Manual/Procedures       3      2      5      8.5
  Airport/Heliport        -      -      -      -

AVIONICS
  Repairman                -      -      -      -
  Main Base                2      -      2      3.4
  Sub Base                 -      -      -      -
  Line Station             -      -      -      -
  Contract MA Facility     -      -      -      -
  Spot Check              -      -      -      -
  Ramp Check              8      -      8     13.6
  Training                 -      -      -      -
  Personnel Records       -      -      -      -
  Aircraft MA Records     1      -      1      1.7
  Enroute                  2      -      2      3.4
  Manual/Procedures       1      -      1      1.7
-----
TOTALS                    35     24     59    100%
```

RESULTS OF INSPECTIONS:

42(71%) Satisfactory 15(25%) Unsatisfactory 2(3%) Unmarked

CARRIER: People Express Airlines FAA CERTIFYING OFFICE: Teterboro
 FAA REGULATIONS: 121 FLEET SIZE: 64
 TOTAL FAA INSPECTIONS: 275 FLEET OPERATING HOURS: 139,046

INSPECTION TYPE	FY 1984 INSPECTIONS			PERCENT
	ROUTINE	NATI	TOTAL	
OPERATIONS				
Operator Inspection	-	-	-	-
Check Airman	16	3	19	6.9
Main Base	-	-	-	-
Sub Base	-	-	-	-
Line Station	-	11	11	4.0
Ramp Check	-	22	22	8.0
Training	1	5	6	2.2
Personnel Records	-	-	-	-
Enroute	65	33	98	35.6
Manual/Procedures	1	-	1	0.4
Dispatch Center	-	-	-	-
Airport/Heliport	-	-	-	-
MAINTENANCE				
Mechanic	-	-	-	-
Repairman	-	-	-	-
Main Base	1	-	1	0.4
Sub Base	-	-	-	-
Line Station	9	-	9	3.3
Contract MA Facility	2	-	2	0.7
Fueling Facility	8	-	8	2.9
Spot Check	20	-	20	7.3
Ramp Check	52	-	52	18.9
Training	-	-	-	-
Personnel Records	-	-	-	-
Aircraft MA Records	3	-	3	1.1
Enroute	13	-	13	4.7
Manual/Procedures	-	-	-	-
Airport/Heliport	-	-	-	-
AVIONICS				
Repairman	-	-	-	-
Main Base	-	-	-	-
Sub Base	-	-	-	-
Line Station	1	-	1	0.4
Contract MA Facility	1	-	1	0.4
Spot Check	2	-	2	0.7
Ramp Check	5	-	5	1.8
Training	-	-	-	-
Personnel Records	-	-	-	-
Aircraft MA Records	-	-	-	-
Enroute	-	1	1	0.4
Manual/Procedures	-	-	-	-
TOTALS	200	75	275	100%

RESULTS OF INSPECTIONS:
 228(83%) Satisfactory 40(15%) Unsatisfactory 7(3%) Unmarked

CARRIER: Piedmont Airlines
 FAA REGULATIONS: 121
 TOTAL FAA INSPECTIONS: 825*
 (* sample projection)

FAA CERTIFYING OFFICE: Winston-Salem
 FLEET SIZE: 102(51 sampled)
 FLEET OPERATING HOURS: 232,679

INSPECTION TYPE	FY 1984 INSPECTIONS			PERCENT
	ROUTINE	NATI	TOTAL	
OPERATIONS				
Operator Inspection	-	-	-	-
Check Airman	10	-	10	1.2
Main Base	-	-	-	-
Sub Base	2	-	2	0.2
Line Station	16	4	20	2.4
Ramp Check*	8	20	28	3.4
Training	7	1	8	1.0
Personnel Records	-	-	-	-
Enroute*	300	14	314	38.1
Manual/Procedures	1	-	1	0.1
Dispatch Center	-	-	-	-
Airport/Heliport	1	-	1	0.1
MAINTENANCE				
Mechanic	-	-	-	-
Repairman	-	-	-	-
Main Base	9	-	9	1.1
Sub Base	8	-	8	1.0
Line Station	28	14	42	5.1
Contract MA Facility	-	-	-	-
Fueling Facility	5	-	5	0.6
Spot Check*	100	8	108	13.1
Ramp Check*	54	38	92	11.2
Training	5	4	9	1.1
Personnel Records	-	-	-	-
Aircraft MA Records*	4	4	8	1.0
Enroute*	32	4	36	4.4
Manual/Procedures	2	1	3	0.4
Airport/Heliport	-	-	-	-
AVIONICS				
Repairman	-	-	-	-
Main Base	1	-	1	0.1
Sub Base	-	-	-	-
Line Station	17	3	20	2.4
Contract MA Facility	-	-	-	-
Spot Check*	4	2	6	0.7
Ramp Check*	28	4	32	3.9
Training	-	-	-	-
Personnel Records	-	-	-	-
Aircraft MA Records*	24	-	24	2.9
Enroute*	38	-	38	4.6
Manual/Procedures	-	-	-	-
TOTALS	704 *	121*	825*	100%

RESULTS OF INSPECTIONS *:

782(95%) Satisfactory 39(5%) Unsatisfactory 4(1%) Unmarked

CARRIER: Provincetown-Boston Airlines Inc
 FAA REGULATIONS: 135 FLEET SIZE: 105 (52 sample),
 TOTAL FAA INSPECTIONS: 424* FLEET OPERATING HOURS: 118,547
 (* sample projection) FAA CERTIFYING OFFICE: Miami

INSPECTION TYPE	FY 1984 INSPECTIONS			PERCENT
	ROUTINE	NATI	TOTAL	
OPERATIONS				
Operator Inspection	-	-	-	-
Check Airman	18	-	18	4.2
Main Base	-	5	5	1.2
Sub Base	2	-	2	0.5
Line Station	16	10	26	6.1
Ramp Check*	127	18	145	34.2
Training	1	-	1	0.2
Personnel Records	-	-	-	-
Enroute*	117	26	143	33.7
Manual/Procedures	-	-	-	-
Dispatch Center	-	-	-	-
Airport/Heliport	-	-	-	-
MAINTENANCE				
Mechanic	-	-	-	-
Repairman	-	-	-	-
Main Base	-	-	-	-
Sub Base	1	-	1	0.2
Line Station	1	-	1	0.2
Contract MA Facility	-	-	-	-
Fueling Facility	-	-	-	-
Spot Check*	-	-	-	-
Ramp Check*	67	6	73	17.2
Training	1	-	1	0.2
Personnel Records	-	-	-	-
Aircraft MA Records*	-	-	-	-
Enroute*	6	-	6	1.4
Manual/Procedures	-	-	-	-
Airport/Heliport	-	-	-	-
AVIONICS				
Repairman	-	-	-	-
Main Base	-	-	-	-
Sub Base	-	-	-	-
Line Station	-	-	-	-
Contract MA Facility	-	-	-	-
Spot Check*	-	-	-	-
Ramp Check*	-	2	2	0.5
Training	-	-	-	-
Personnel Records	-	-	-	-
Aircraft MA Records*	-	-	-	-
Enroute*	-	-	-	-
Manual/Procedures	-	-	-	-
TOTALS	357 *	67*	424*	100%

RESULTS OF INSPECTIONS*:
 366(86%) Satisfactory 58(14%) Unsatisfactory

CARRIER: Puerto Rico International Airlines

FAA REGULATIONS: 121

FLEET SIZE: 4

TOTAL FAA INSPECTIONS: 59

FLEET OPERATING HOURS: 3,934

FAA CERTIFYING OFFICE: San Juan

INSPECTION TYPE	FY 1984 INSPECTIONS			PERCENT
	ROUTINE	NATI	TOTAL	
OPERATIONS				
Operator Inspection	-	-	-	-
Check Airman	-	-	-	-
Main Base	-	-	-	-
Sub Base	-	-	-	-
Line Station	1	1	2	3.4
Ramp Check	-	1	1	1.7
Training	4	-	4	6.8
Personnel Records	1	-	1	1.7
Enroute	7	14	21	35.6
Manual/Procedures	2	-	2	3.4
Dispatch Center	-	-	-	-
Airport/Heliport	-	-	-	-
MAINTENANCE				
Mechanic	-	-	-	-
Repairman	-	-	-	-
Main Base	2	-	2	3.4
Sub Base	-	-	-	-
Line Station	-	-	-	-
Contract MA Facility	-	-	-	-
Fueling Facility	-	-	-	-
Spot Check	1	2	3	5.1
Ramp Check	5	1	6	10.2
Training	1	-	1	1.7
Personnel Records	3	-	3	5.1
Aircraft MA Records	-	1	1	1.7
Enroute	5	3	8	13.6
Manual/Procedures	4	-	4	6.8
Airport/Heliport	-	-	-	-
AVIONICS				
Repairman	-	-	-	-
Main Base	-	-	-	-
Sub Base	-	-	-	-
Line Station	-	-	-	-
Contract MA Facility	-	-	-	-
Spot Check	-	-	-	-
Ramp Check	-	-	-	-
Training	-	-	-	-
Personnel Records	-	-	-	-
Aircraft MA Records	-	-	-	-
Enroute	-	-	-	-
Manual/Procedures	-	-	-	-
TOTALS	36	23	59	100%

RESULTS OF INSPECTIONS:

32(54%) Satisfactory 27(46%) Unsatisfactory

CARRIER: Puerto Rico International Airlines
 FAA REGULATIONS: 135 FLEET SIZE: 17
 TOTAL FAA INSPECTIONS: 117 FLEET OPERATING HOURS: 19,912
 FAA CERTIFYING OFFICE: San Juan

INSPECTION TYPE	FY 1984 INSPECTIONS			PERCENT
	ROUTINE	NATI	TOTAL	
OPERATIONS				
Operator Inspection	-	-	-	-
Check Airman	1	-	1	0.9
Main Base	-	2	2	1.7
Sub Base	-	-	-	-
Line Station	-	10	10	8.5
Ramp Check	5	10	15	12.8
Training	1	-	1	0.9
Personnel Records	19	17	36	30.8
Enroute	-	-	-	-
Manual/Procedures	-	-	-	-
Dispatch Center	-	-	-	-
Airport/Heliport	-	-	-	-
MAINTENANCE				
Mechanic	-	-	-	-
Repairman	-	-	-	-
Main Base	3	-	3	2.6
Sub Base	-	-	-	-
Line Station	-	-	-	-
Contract MA Facility	-	-	-	-
Fueling Facility	-	-	-	-
Spot Check	1	2	3	2.6
Ramp Check	9	9	18	15.4
Training	2	-	2	1.7
Personnel Records	2	-	2	1.7
Aircraft MA Records	4	2	6	5.1
Enroute	13	4	17	14.5
Manual/Procedures	1	-	1	0.9
Airport/Heliport	-	-	-	-
AVIONICS				
Repairman	-	-	-	-
Main Base	-	-	-	-
Sub Base	-	-	-	-
Line Station	-	-	-	-
Contract MA Facility	-	-	-	-
Spot Check	-	-	-	-
Ramp Check	-	-	-	-
Training	-	-	-	-
Personnel Records	-	-	-	-
Aircraft MA Records	-	-	-	-
Enroute	-	-	-	-
Manual/Procedures	-	-	-	-
TOTALS	61	56	117	100%

RESULTS OF INSPECTIONS:
 93(79%) Satisfactory 24(21%) Unsatisfactory

CARRIER: Ransome Airlines Inc
 FAA REGULATIONS: 121
 TOTAL FAA INSPECTIONS: 209

FAA CERTIFYING OFFICE: Philadelphia
 FLEET SIZE: 9
 FLEET OPERATING HOURS: 20,655

INSPECTION TYPE	FY 1984 INSPECTIONS			PERCENT
	ROUTINE	NATI	TOTAL	
OPERATIONS				
Operator Inspection	-	-	-	-
Check Airman	-	-	-	-
Main Base	-	1	1	0.5
Sub Base	-	-	-	-
Line Station	2	11	13	6.2
Ramp Check	2	12	14	6.7
Training	-	3	3	1.4
Personnel Records	-	3	3	1.4
Enroute	8	21	29	13.9
Manual/Procedures	-	-	-	-
Dispatch Center	-	-	-	-
Airport/Heliport	-	-	-	-
MAINTENANCE				
Mechanic	-	-	-	-
Repairman	-	-	-	-
Main Base	-	1	1	0.5
Sub Base	-	1	1	0.5
Line Station	-	-	-	-
Contract MA Facility	-	1	1	0.5
Fueling Facility	1	4	5	2.4
Spot Check	2	2	4	1.9
Ramp Check	9	9	18	8.6
Training	-	2	2	1.0
Personnel Records	-	-	-	-
Aircraft MA Records	3	1	4	1.9
Enroute	6	2	8	3.8
Manual/Procedures	1	2	3	1.4
Airport/Heliport	-	-	-	-
AVIONICS				
Repairman	-	-	-	-
Main Base	-	-	-	-
Sub Base	-	-	-	-
Line Station	-	-	-	-
Contract MA Facility	-	-	-	-
Spot Check	2	-	2	1.0
Ramp Check	18	-	18	8.6
Training	-	-	-	-
Personnel Records	-	-	-	-
Aircraft MA Records	71	-	71	34.0
Enroute	6	-	6	2.9
Manual/Procedures	2	-	2	1.0
TOTALS	133	76	209	100%

RESULTS OF INSPECTIONS:
 193(92%) Satisfactory 10(5%) Unsatisfactory 6(3%) Unmarked

CARRIER: Ransome Airlines Inc
 FAA REGULATIONS: 135
 TOTAL FAA INSPECTIONS: 78

FAA CERTIFYING OFFICE: Philadelphia
 FLEET SIZE: 4
 FLEET OPERATING HOURS: 8,438

INSPECTION TYPE	FY 1984 INSPECTIONS			PERCENT
	ROUTINE	NATI	TOTAL	
OPERATIONS				
Operator Inspection	-	-	-	-
Check Airman	-	-	-	-
Main Base	-	-	-	-
Sub Base	-	-	-	-
Line Station	-	2	2	2.6
Ramp Check	-	8	8	10.3
Training	1	2	3	3.8
Personnel Records	-	-	-	-
Enroute	3	9	12	15.4
Manual/Procedures	-	-	-	-
Dispatch Center	-	-	-	-
Airport/Heliport	-	-	-	-
MAINTENANCE				
Mechanic	-	-	-	-
Repairman	-	-	-	-
Main Base	-	-	-	-
Sub Base	-	-	-	-
Line Station	-	-	-	-
Contract MA Facility	-	-	-	-
Fueling Facility	-	-	-	-
Spot Check	3	2	5	6.4
Ramp Check	5	6	11	14.1
Training	-	-	-	-
Personnel Records	-	-	-	-
Aircraft MA Records	-	-	-	-
Enroute	-	-	-	-
Manual/Procedures	-	1	1	1.3
Airport/Heliport	-	-	-	-
AVIONICS				
Repairman	-	-	-	-
Main Base	3	-	3	3.8
Sub Base	-	-	-	-
Line Station	-	-	-	-
Contract MA Facility	-	-	-	-
Spot Check	1	-	1	1.3
Ramp Check	5	-	5	6.4
Training	-	-	-	-
Personnel Records	-	-	-	-
Aircraft MA Records	27	-	27	34.6
Enroute	-	-	-	-
Manual/Procedures	-	-	-	-
TOTALS	48	30	78	100%

RESULTS OF INSPECTIONS:

67(86%) Satisfactory 4(5%) Unsatisfactory 7(9%) Unmarked

CARRIER: Reeve Aleutian Airways
 FAA REGULATIONS: 121
 TOTAL FAA INSPECTIONS: 143

FAA CERTIFYING OFFICE: Anchorage
 FLEET SIZE: 9
 FLEET OPERATING HOURS: 6,999

INSPECTION TYPE	FY 1984 INSPECTIONS			PERCENT
	ROUTINE	NATI	TOTAL	
OPERATIONS				
Operator Inspection	-	-	-	-
Check Airman	13	-	13	9.1
Main Base	1	-	1	0.7
Sub Base	-	-	-	-
Line Station	-	-	-	-
Ramp Check	-	-	-	-
Training	3	-	3	2.1
Personnel Records	6	-	6	4.2
Enroute	19	-	19	13.3
Manual/Procedures	-	-	-	-
Dispatch Center	-	-	-	-
Airport/Heliport	-	-	-	-
MAINTENANCE				
Mechanic	-	-	-	-
Repairman	-	-	-	-
Main Base	12	-	12	8.4
Sub Base	-	-	-	-
Line Station	-	1	1	0.7
Contract MA Facility	2	-	2	1.4
Fueling Facility	-	-	-	-
Spot Check	10	1	11	7.7
Ramp Check	8	4	12	8.4
Training	1	1	2	1.4
Personnel Records	-	-	-	-
Aircraft MA Records	17	1	18	12.6
Enroute	5	2	7	4.9
Manual/Procedures	3	1	4	2.8
Airport/Heliport	-	-	-	-
AVIONICS				
Repairman	2	-	2	1.4
Main Base	-	-	-	-
Sub Base	-	-	-	-
Line Station	-	-	-	-
Contract MA Facility	-	-	-	-
Spot Check	3	-	3	2.1
Ramp Check	6	-	6	4.2
Training	2	-	2	1.4
Personnel Records	-	-	-	-
Aircraft MA Records	14	-	14	9.8
Enroute	2	-	2	1.4
Manual/Procedures	3	-	3	2.1
TOTALS	132	11	143	100%

RESULTS OF INSPECTIONS:

141(99%) Satisfactory 1(1%) Unsatisfactory 1(1%) Unmarked

CARRIER: Rocky Mountain Airways
 FAA REGULATIONS: 121
 TOTAL FAA INSPECTIONS: 71

FAA CERTIFYING OFFICE: Denver
 FLEET SIZE: 6
 FLEET OPERATING HOURS: 18,327

INSPECTION TYPE	FY 1984 INSPECTIONS			PERCENT
	ROUTINE	NATI	TOTAL	
OPERATIONS				
Operator Inspection	-	-	-	-
Check Airman	-	-	-	-
Main Base	3	2	5	7.0
Sub Base	-	-	-	-
Line Station	10	2	12	16.9
Ramp Check	13	1	14	19.7
Training	-	-	-	-
Personnel Records	1	2	3	4.2
Enroute	17	2	19	26.8
Manual/Procedures	-	-	-	-
Dispatch Center	2	-	2	2.8
Airport/Heliport	1	-	1	1.4
MAINTENANCE				
Mechanic	-	-	-	-
Repairman	-	-	-	-
Main Base	-	1	1	1.4
Sub Base	-	-	-	-
Line Station	-	-	-	-
Contract MA Facility	-	-	-	-
Fueling Facility	-	-	-	-
Spot Check	-	1	1	1.4
Ramp Check	-	1	1	1.4
Training	-	1	1	1.4
Personnel Records	-	-	-	-
Aircraft MA Records	1	1	2	2.8
Enroute	1	-	1	1.4
Manual/Procedures	-	1	1	1.4
Airport/Heliport	-	-	-	-
AVIONICS				
Repairman	-	-	-	-
Main Base	1	1	2	2.8
Sub Base	-	-	-	-
Line Station	3	-	3	4.2
Contract MA Facility	-	-	-	-
Spot Check	-	-	-	-
Ramp Check	-	-	-	-
Training	-	-	-	-
Personnel Records	-	-	-	-
Aircraft MA Records	-	-	-	-
Enroute	1	-	1	1.4
Altimeter Setting Sourc	1	-	1	1.4
TOTALS	55	16	71	100%

RESULTS OF INSPECTIONS:

59(83%) Satisfactory 9(13%) Unsatisfactory 3(4%) Unmarked

CARRIER: Rocky Mountain Airways
 FAA REGULATIONS: 135
 TOTAL FAA INSPECTIONS: 23

FAA CERTIFYING OFFICE: Denver
 FLEET SIZE: 3
 FLEET OPERATING HOURS: 6,569

INSPECTION TYPE	FY 1984 INSPECTIONS			PERCENT
	ROUTINE	NATI	TOTAL	
OPERATIONS				
Operator Inspection	-	-	-	-
Check Airman	1	-	1	4.3
Main Base	-	-	-	-
Sub Base	-	-	-	-
Line Station	1	-	1	4.3
Ramp Check	2	3	5	21.7
Training	1	1	2	8.7
Personnel Records	-	-	-	-
Enroute	3	2	5	21.7
Manual/Procedures	-	-	-	-
Dispatch Center	2	-	2	8.7
Airport/Heliport	1	-	1	4.3
MAINTENANCE				
Mechanic	-	-	-	-
Repairman	-	-	-	-
Main Base	-	-	-	-
Sub Base	-	-	-	-
Line Station	-	-	-	-
Contract MA Facility	-	-	-	-
Fueling Facility	-	-	-	-
Spot Check	-	1	1	4.3
Ramp Check	-	1	1	4.3
Training	-	-	-	-
Personnel Records	-	-	-	-
Aircraft MA Records	1	-	1	4.3
Enroute	-	-	-	-
Manual/Procedures	-	-	-	-
Airport/Heliport	-	-	-	-
AVIONICS				
Repairman	-	-	-	-
Main Base	-	-	-	-
Sub Base	-	-	-	-
Line Station	1	-	1	4.3
Contract MA Facility	-	-	-	-
Spot Check	-	-	-	-
Ramp Check	1	-	1	4.3
Training	-	-	-	-
Personnel Records	-	-	-	-
Aircraft MA Records	-	-	-	-
Enroute	-	-	-	-
Altimeter Setting Sourc	1	-	1	4.3
TOTALS	15	8	23	100%

RESULTS OF INSPECTIONS:

19(83%) Satisfactory 1(4%) Unsatisfactory 3(13%) Unmarked

CARRIER: Royal American
 FAA REGULATIONS: 121
 TOTAL FAA INSPECTIONS: 94

FAA CERTIFYING OFFICE: Scottsdale
 FLEET SIZE: 3
 FLEET OPERATING HOURS: 1,325

INSPECTION TYPE	FY 1984 INSPECTIONS			PERCENT
	ROUTINE	NATI	TOTAL	
OPERATIONS				
Operator Inspection	-	-	-	-
Check Airman	-	-	-	-
Main Base	-	-	-	-
Sub Base	-	-	-	-
Line Station	-	-	-	-
Ramp Check	1	2	3	3.2
Training	1	1	2	2.1
Personnel Records	1	1	2	2.1
Enroute	6	1	7	7.4
Manual/Procedures	1	1	2	2.1
Dispatch Center	-	-	-	-
Airport/Heliport	-	-	-	-
MAINTENANCE				
Mechanic	-	-	-	-
Repairman	-	-	-	-
Main Base	2	-	2	2.1
Sub Base	-	-	-	-
Line Station	-	-	-	-
Contract MA Facility	1	-	1	1.1
Fueling Facility	-	-	-	-
Spot Check	16	1	17	18.1
Ramp Check	-	-	-	-
Training	-	1	1	1.1
Personnel Records	-	-	-	-
Aircraft MA Records	44	1	45	47.9
Enroute	2	-	2	2.1
Manual/Procedures	1	1	2	2.1
Airport/Heliport	-	-	-	-
AVIONICS				
Repairman	-	-	-	-
Main Base	-	-	-	-
Sub Base	-	-	-	-
Line Station	-	-	-	-
Contract MA Facility	-	-	-	-
Spot Check	2	1	3	3.2
Ramp Check	-	-	-	-
Training	-	1	1	1.1
Personnel Records	-	-	-	-
Aircraft MA Records	-	1	1	1.1
Enroute	-	-	-	-
Manual/Procedures	3	-	3	3.2
TOTALS	81	13	94	100%

RESULTS OF INSPECTIONS:
 64(68%) Satisfactory 21(22%) Unsatisfactory 9(10%) Unmarked

CARRIER: Royal Hawaiian Air Service

FAA REGULATIONS: 135

TOTAL FAA INSPECTIONS: 51

FLEET SIZE: 17

FLEET OPERATING HOURS: 23,895

FAA CERTIFYING OFFICE: Honolulu

INSPECTION TYPE	FY 1984 INSPECTIONS			PERCENT
	ROUTINE	NATI	TOTAL	
OPERATIONS				
Operator Inspection	-	-	-	-
Check Airman	-	-	-	-
Main Base	-	-	-	-
Sub Base	-	-	-	-
Line Station	-	-	-	-
Ramp Check	3	-	3	5.9
Training	-	1	1	2.0
Personnel Records	-	1	1	2.0
Enroute	-	-	-	-
Manual/Procedures	-	-	-	-
Dispatch Center	-	-	-	-
Airport/Heliport	-	-	-	-
MAINTENANCE				
Mechanic	-	-	-	-
Repairman	-	-	-	-
Main Base	3	1	4	7.8
Sub Base	-	-	-	-
Line Station	-	-	-	-
Contract MA Facility	-	-	-	-
Fueling Facility	-	-	-	-
Spot Check	4	2	6	11.8
Ramp Check	10	3	13	25.5
Training	-	1	1	2.0
Personnel Records	-	-	-	-
Aircraft MA Records	6	3	9	17.6
Enroute	2	-	2	3.9
Manual/Procedures	2	1	3	5.9
Airport/Heliport	-	-	-	-
AVIONICS				
Repairman	-	-	-	-
Main Base	-	-	-	-
Sub Base	-	-	-	-
Line Station	-	-	-	-
Contract MA Facility	-	-	-	-
Spot Check	1	-	1	2.0
Ramp Check	7	-	7	13.7
Training	-	-	-	-
Personnel Records	-	-	-	-
Aircraft MA Records	-	-	-	-
Enroute	-	-	-	-
Manual/Procedures	-	-	-	-
TOTALS	38	13	51	100%

RESULTS OF INSPECTIONS:

39(77%) Satisfactory 12(23%) Unsatisfactory

CARRIER: Ryan Air Service Inc
 FAA REGULATIONS: 135
 TOTAL FAA INSPECTIONS: 57

FAA CERTIFYING OFFICE: Fairbanks
 FLEET SIZE: 27
 FLEET OPERATING HOURS: 11,161

INSPECTION TYPE	FY 1984 INSPECTIONS			PERCENT
	ROUTINE	NATI	TOTAL	
OPERATIONS				
Operator Inspection	-	-	-	-
Check Airman	-	-	-	-
Main Base	1	1	2	3.5
Sub Base	-	2	2	3.5
Line Station	-	-	-	-
Ramp Check	4	3	7	12.3
Training	-	2	2	3.5
Personnel Records	-	2	2	3.5
Enroute	4	2	6	10.5
Manual/Procedures	-	-	-	-
Dispatch Center	-	-	-	-
Airport/Heliport	-	-	-	-
MAINTENANCE				
Mechanic	-	-	-	-
Repairman	-	-	-	-
Main Base	2	2	4	7.0
Sub Base	1	1	2	3.5
Line Station	-	-	-	-
Contract MA Facility	-	-	-	-
Fueling Facility	1	-	1	1.8
Spot Check	7	2	9	15.8
Ramp Check	5	4	9	15.8
Training	-	1	1	1.8
Personnel Records	-	-	-	-
Aircraft MA Records	-	5	5	8.8
Enroute	2	2	4	7.0
Manual/Procedures	-	1	1	1.8
Airport/Heliport	-	-	-	-
AVIONICS				
Repairman	-	-	-	-
Main Base	-	-	-	-
Sub Base	-	-	-	-
Line Station	-	-	-	-
Contract MA Facility	-	-	-	-
Spot Check	-	-	-	-
Ramp Check	-	-	-	-
Training	-	-	-	-
Personnel Records	-	-	-	-
Aircraft MA Records	-	-	-	-
Enroute	-	-	-	-
Manual/Procedures	-	-	-	-
TOTALS	27	30	57	100%

RESULTS OF INSPECTIONS:

41(72%) Satisfactory 14(25%) Unsatisfactory 2(3%) Unmarked

CARRIER: San Juan Airlines
 FAA REGULATIONS: 135
 TOTAL FAA INSPECTIONS: 45

FAA CERTIFYING OFFICE: Seattle
 FLEET SIZE: 22
 FLEET OPERATING HOURS: 16,221

INSPECTION TYPE	FY 1984 INSPECTIONS			PERCENT
	ROUTINE	NATI	TOTAL	
OPERATIONS				
Operator Inspection	-	-	-	-
Check Airman	-	-	-	-
Main Base	-	-	-	-
Sub Base	-	-	-	-
Line Station	-	-	-	-
Ramp Check	-	-	-	-
Training	-	-	-	-
Personnel Records	-	-	-	-
Enroute	-	-	-	-
Manual/Procedures	-	-	-	-
Dispatch Center	-	-	-	-
Airport/Heliport	-	-	-	-
MAINTENANCE				
Mechanic	-	-	-	-
Repairman	-	-	-	-
Main Base	6	-	6	13.3
Sub Base	-	-	-	-
Line Station	1	-	1	2.2
Contract MA Facility	-	-	-	-
Fueling Facility	-	-	-	-
Spot Check	6	-	6	13.3
Ramp Check	22	5	27	60.0
Training	-	-	-	-
Personnel Records	-	-	-	-
Aircraft MA Records	-	-	-	-
Enroute	5	-	5	11.1
Manual/Procedures	-	-	-	-
Airport/Heliport	-	-	-	-
AVIONICS				
Repairman	-	-	-	-
Main Base	-	-	-	-
Sub Base	-	-	-	-
Line Station	-	-	-	-
Contract MA Facility	-	-	-	-
Spot Check	-	-	-	-
Ramp Check	-	-	-	-
Training	-	-	-	-
Personnel Records	-	-	-	-
Aircraft MA Records	-	-	-	-
Enroute	-	-	-	-
Manual/Procedures	-	-	-	-
TOTALS	40	5	45	100%

RESULTS OF INSPECTIONS:
 44(98%) Satisfactory 0 Unsatisfactory 1(2%) Unmarked

CARRIER: Sea Airmotive Inc
 FAA REGULATIONS: 121
 TOTAL FAA INSPECTIONS: 106

FAA CERTIFYING OFFICE: Anchorage
 FLEET SIZE: 5
 FLEET OPERATING HOURS: 2,863

INSPECTION TYPE	FY 1984 INSPECTIONS			PERCENT
	ROUTINE	NATI	TOTAL	
OPERATIONS				
Operator Inspection	-	-	-	-
Check Airman	12	-	12	11.3
Main Base	-	-	-	-
Sub Base	-	-	-	-
Line Station	2	-	2	1.9
Ramp Check	-	-	-	-
Training	8	-	8	7.5
Personnel Records	2	-	2	1.9
Enroute	8	-	8	7.5
Manual/Procedures	-	-	-	-
Dispatch Center	1	-	1	0.9
Airport/Heliport	-	-	-	-
MAINTENANCE				
Mechanic	-	-	-	-
Repairman	-	-	-	-
Main Base	-	1	1	0.9
Sub Base	-	-	-	-
Line Station	-	2	2	1.9
Contract MA Facility	-	-	-	-
Fueling Facility	-	-	-	-
Spot Check	15	1	16	15.1
Ramp Check	8	1	9	8.5
Training	-	1	1	0.9
Personnel Records	-	-	-	-
Aircraft MA Records	14	1	15	14.2
Enroute	6	-	6	5.7
Manual/Procedures	1	2	3	2.8
Airport/Heliport	-	-	-	-
AVIONICS				
Repairman	-	-	-	-
Main Base	-	-	-	-
Sub Base	-	-	-	-
Line Station	-	-	-	-
Contract MA Facility	-	-	-	-
Spot Check	-	-	-	-
Ramp Check	5	-	5	4.7
Training	-	-	-	-
Personnel Records	-	-	-	-
Aircraft MA Records	13	1	14	13.2
Enroute	-	-	-	-
Manual/Procedures	-	1	1	0.9
TOTALS	95	11	106	100%

RESULTS OF INSPECTIONS:
 102 (96%) Satisfactory 4 (4%) Unsatisfactory

CARRIER: Sea Airmotive Inc
 FAA REGULATIONS: 135
 TOTAL FAA INSPECTIONS: 7

FAA CERTIFYING OFFICE: Anchorage
 FLEET SIZE: 13
 FLEET OPERATING HOURS: 6,503

INSPECTION TYPE	FY 1984 INSPECTIONS			PERCENT
	ROUTINE	NATI	TOTAL	
OPERATIONS				
Operator Inspection	-	-	-	-
Check Airman	-	-	-	-
Main Base	-	-	-	-
Sub Base	-	-	-	-
Line Station	-	-	-	-
Ramp Check	-	-	-	-
Training	-	-	-	-
Personnel Records	-	-	-	-
Enroute	2	-	2	28.6
Manual/Procedures	-	-	-	-
Dispatch Center	1	-	1	14.3
Airport/Heliport	-	-	-	-
MAINTENANCE				
Mechanic	-	-	-	-
Repairman	-	-	-	-
Main Base	-	-	-	-
Sub Base	-	-	-	-
Line Station	-	-	-	-
Contract MA Facility	-	-	-	-
Fueling Facility	-	-	-	-
Spot Check	2	1	3	42.9
Ramp Check	-	1	1	14.3
Training	-	-	-	-
Personnel Records	-	-	-	-
Aircraft MA Records	-	-	-	-
Enroute	-	-	-	-
Manual/Procedures	-	-	-	-
Airport/Heliport	-	-	-	-
AVIONICS				
Repairman	-	-	-	-
Main Base	-	-	-	-
Sub Base	-	-	-	-
Line Station	-	-	-	-
Contract MA Facility	-	-	-	-
Spot Check	-	-	-	-
Ramp Check	-	-	-	-
Training	-	-	-	-
Personnel Records	-	-	-	-
Aircraft MA Records	-	-	-	-
Enroute	-	-	-	-
Manual/Procedures	-	-	-	-
TOTALS	5	2	7	100%

RESULTS OF INSPECTIONS:
 7 Satisfactory 0 Unsatisfactory

CARRIER: Sierra Pacific Airlines FAA CERTIFYING OFFICE: Scottsdale
 FAA REGULATIONS: 121 FLEET SIZE: 6
 TOTAL FAA INSPECTIONS: 90 FLEET OPERATING HOURS: 3,157

INSPECTION TYPE	FY 1984 INSPECTIONS			PERCENT
	ROUTINE	NATI	TOTAL	
OPERATIONS				
Operator Inspection	-	-	-	-
Check Airman	-	-	-	-
Main Base	-	-	-	-
Sub Base	-	-	-	-
Line Station	-	-	-	-
Ramp Check	-	-	-	-
Training	1	1	2	2.2
Personnel Records	-	1	1	1.1
Enroute	7	-	7	7.8
Manual/Procedures	1	1	2	2.2
Dispatch Center	-	-	-	-
Airport/Heliport	-	-	-	-
MAINTENANCE				
Mechanic	-	-	-	-
Repairman	-	-	-	-
Main Base	5	1	6	6.7
Sub Base	-	-	-	-
Line Station	-	-	-	-
Contract MA Facility	-	-	-	-
Fueling Facility	1	-	1	1.1
Spot Check	11	-	11	12.2
Ramp Check	3	-	3	3.3
Training	1	1	2	2.2
Personnel Records	-	-	-	-
Aircraft MA Records	33	-	33	36.7
Enroute	-	-	-	-
Manual/Procedures	1	3	4	4.4
Airport/Heliport	-	-	-	-
AVIONICS				
Repairman	-	-	-	-
Main Base	-	-	-	-
Sub Base	-	-	-	-
Line Station	2	-	2	2.2
Contract MA Facility	-	-	-	-
Spot Check	3	1	4	4.4
Ramp Check	5	-	5	5.6
Training	-	-	-	-
Personnel Records	-	-	-	-
Aircraft MA Records	4	-	4	4.4
Enroute	2	-	2	2.2
Manual/Procedures	1	-	1	1.1
TOTALS	81	9	90	100%

RESULTS OF INSPECTIONS:

83(92%) Satisfactory 3(3%) Unsatisfactory 4(4%) Unmarked

CARRIER: South Central Air Inc
 FAA REGULATIONS: 135
 TOTAL FAA INSPECTIONS: 62

FAA CERTIFYING OFFICE: Anchorage
 FLEET SIZE: 8
 FLEET OPERATING HOURS: 9,523

INSPECTION TYPE	FY 1984 INSPECTIONS			PERCENT
	ROUTINE	NATI	TOTAL	
OPERATIONS				
Operator Inspection	-	-	-	-
Check Airman	-	-	-	-
Main Base	6	1	7	11.3
Sub Base	-	2	2	3.2
Line Station	-	-	-	-
Ramp Check	13	3	16	25.8
Training	-	1	1	1.6
Personnel Records	-	1	1	1.6
Enroute	9	-	9	14.5
Manual/Procedures	-	-	-	-
Dispatch Center	-	-	-	-
Airport/Heliport	-	-	-	-
MAINTENANCE				
Mechanic	-	-	-	-
Repairman	-	-	-	-
Main Base	1	-	1	1.6
Sub Base	-	-	-	-
Line Station	-	-	-	-
Contract MA Facility	-	-	-	-
Fueling Facility	-	-	-	-
Spot Check	2	-	2	3.2
Ramp Check	12	-	12	19.4
Training	-	-	-	-
Personnel Records	-	-	-	-
Aircraft MA Records	-	-	-	-
Enroute	11	-	11	17.7
Manual/Procedures	-	-	-	-
Airport/Heliport	-	-	-	-
AVIONICS				
Repairman	-	-	-	-
Main Base	-	-	-	-
Sub Base	-	-	-	-
Line Station	-	-	-	-
Contract MA Facility	-	-	-	-
Spot Check	-	-	-	-
Ramp Check	-	-	-	-
Training	-	-	-	-
Personnel Records	-	-	-	-
Aircraft MA Records	-	-	-	-
Enroute	-	-	-	-
Manual/Procedures	-	-	-	-
TOTALS	54	8	62	100%

RESULTS OF INSPECTIONS:
 60(97%) Satisfactory 2(3%) Unsatisfactory

CARRIER: South Pacific Island Airways

FAA REGULATIONS: 121

TOTAL FAA INSPECTIONS: 145

FLEET SIZE: 4

FLEET OPERATING HOURS: 8,216

FAA CERTIFYING OFFICE: Honolulu

```
=====
                FY 1984 INSPECTIONS
      INSPECTION TYPE      ROUTINE      NATI      TOTAL      PERCENT
      -----
OPERATIONS
  Operator Inspection      -          -          -          -
  Check Airman             2          -          2          1.4
  Main Base                -          -          -          -
  Sub Base                 -          -          -          -
  Line Station             5          2          7          4.8
  Ramp Check              -          1          1          0.7
  Training                1          1          2          1.4
  Personnel Records       -          1          1          0.7
  Enroute                 39         10         49         33.8
  Manual/Procedures       -          1          1          0.7
  Dispatch Center        1          -          1          0.7
  Airport/Heliport       -          -          -          -

MAINTENANCE
  Mechanic                -          -          -          -
  Repairman               -          -          -          -
  Main Base               4          -          4          2.8
  Sub Base                -          -          -          -
  Line Station            -          -          -          -
  Contract MA Facility    -          -          -          -
  Fueling Facility        1          -          1          0.7
  Spot Check             12         -          12         8.3
  Ramp Check              -          -          -          -
  Training                -          -          -          -
  Personnel Records       -          -          -          -
  Aircraft MA Records    13         -          13         9.0
  Enroute                 27         2          29         20.0
  Manual/Procedures       3          -          3          2.1
  Airport/Heliport       -          -          -          -

AVIONICS
  Repairman               -          -          -          -
  Main Base               1          -          1          0.7
  Sub Base                -          -          -          -
  Line Station            1          -          1          0.7
  Contract MA Facility    -          -          -          -
  Spot Check              -          1          1          0.7
  Ramp Check              1          -          1          0.7
  Training                -          -          -          -
  Personnel Records       -          -          -          -
  Aircraft MA Records    11         0          11         7.6
  Enroute                 3          -          3          2.1
  Manual/Procedures       1          -          1          0.7
-----
TOTALS                    126         19         145         100%
=====
```

RESULTS OF INSPECTIONS:

118(81%) Satisfactory 25(17%) Unsatisfactory 2(1%) Unmarked

CARRIER: South Pacific Island Airways

FAA REGULATIONS: 135

TOTAL FAA INSPECTIONS: 63

FLEET SIZE: 5

FLEET OPERATING HOURS: 7,462

FAA CERTIFYING OFFICE: Honolulu

INSPECTION TYPE	FY 1984 INSPECTIONS			PERCENT
	ROUTINE	NATI	TOTAL	
OPERATIONS				
Operator Inspection	-	-	-	-
Check Airman	-	-	-	-
Main Base	-	-	-	-
Sub Base	-	-	-	-
Line Station	3	-	3	4.8
Ramp Check	8	1	9	14.3
Training	2	1	3	4.8
Personnel Records	3	-	3	4.8
Enroute	16	1	17	27.0
Manual/Procedures	8	-	8	12.7
Dispatch Center	1	-	1	1.6
Airport/Heliport	-	-	-	-
MAINTENANCE				
Mechanic	-	-	-	-
Repairman	-	-	-	-
Main Base	-	-	-	-
Sub Base	-	-	-	-
Line Station	2	-	2	3.2
Contract MA Facility	-	-	-	-
Fueling Facility	-	-	-	-
Spot Check	3	-	3	4.8
Ramp Check	5	-	5	7.9
Training	-	-	-	-
Personnel Records	-	-	-	-
Aircraft MA Records	3	-	3	4.8
Enroute	4	-	4	6.3
Manual/Procedures	-	-	-	-
Airport/Heliport	-	-	-	-
AVIONICS				
Repairman	-	-	-	-
Main Base	-	-	-	-
Sub Base	-	-	-	-
Line Station	-	-	-	-
Contract MA Facility	-	-	-	-
Spot Check	-	-	-	-
Ramp Check	-	-	-	-
Training	-	-	-	-
Personnel Records	-	-	-	-
Aircraft MA Records	2	-	2	3.2
Enroute	-	-	-	-
Manual/Procedures	-	-	-	-
TOTALS	60	3	63	100%

RESULTS OF INSPECTIONS:

48 (76%) Satisfactory 14 (22%) Unsatisfactory 1 (2%) Unmarked

CARRIER: Southern Jersey Airways Inc

FAA REGULATIONS: 135

TOTAL FAA INSPECTIONS: 58

FLEET SIZE: 6

FLEET OPERATING HOURS: 11,663

FAA CERTIFYING OFFICE: Philadelphia

=====

INSPECTION TYPE	FY 1984 INSPECTIONS			PERCENT
	ROUTINE	NATI	TOTAL	
OPERATIONS				
Operator Inspection	-	-	-	-
Check Airman	3	-	3	5.2
Main Base	-	1	1	1.7
Sub Base	-	-	-	-
Line Station	-	7	7	12.1
Ramp Check	-	11	11	19.0
Training	-	1	1	1.7
Personnel Records	-	2	2	3.4
Enroute	1	10	11	19.0
Manual/Procedures	-	-	-	-
Dispatch Center	-	-	-	-
Airport/Heliport	-	-	-	-
MAINTENANCE				
Mechanic	-	-	-	-
Repairman	-	-	-	-
Main Base	1	-	1	1.7
Sub Base	-	-	-	-
Line Station	-	-	-	-
Contract MA Facility	-	-	-	-
Fueling Facility	-	-	-	-
Spot Check	-	-	-	-
Ramp Check	-	5	5	8.6
Training	-	-	-	-
Personnel Records	-	-	-	-
Aircraft MA Records	1	-	1	1.7
Enroute	8	-	8	13.8
Manual/Procedures	-	-	-	-
Airport/Heliport	-	-	-	-
AVIONICS				
Repairman	-	-	-	-
Main Base	1	-	1	1.7
Sub Base	-	-	-	-
Line Station	-	-	-	-
Contract MA Facility	-	-	-	-
Spot Check	-	-	-	-
Ramp Check	2	-	2	3.4
Training	-	-	-	-
Personnel Records	-	-	-	-
Aircraft MA Records	1	-	1	1.7
Enroute	-	2	2	3.4
Manual/Procedures	1	-	1	1.7
TOTALS	19	39	58	100%

RESULTS OF INSPECTIONS:

45(78%) Satisfactory 11(19%) Unsatisfactory 2(3%) Unmarked

CARRIER: Sun Aire Airlines
 FAA REGULATIONS: 135
 TOTAL FAA INSPECTIONS: 128

FAA CERTIFYING OFFICE: Riverside
 FLEET SIZE: 14
 FLEET OPERATING HOURS: 28,937

INSPECTION TYPE	FY 1984 INSPECTIONS			PERCENT
	ROUTINE	NATI	TOTAL	
OPERATIONS				
Operator Inspection	-	-	-	-
Check Airman	13	-	13	10.2
Main Base	5	1	6	4.7
Sub Base	-	-	-	-
Line Station	4	2	6	4.7
Ramp Check	13	5	18	14.1
Training	2	1	3	2.3
Personnel Records	2	1	3	2.3
Enroute	36	2	38	29.7
Manual/Procedures	-	1	1	0.8
Dispatch Center	-	-	-	-
Airport/Heliport	-	-	-	-
MAINTENANCE				
Mechanic	-	-	-	-
Repairman	-	-	-	-
Main Base	3	1	4	3.1
Sub Base	-	-	-	-
Line Station	-	-	-	-
Contract MA Facility	-	-	-	-
Fueling Facility	1	-	1	0.8
Spot Check	3	1	4	3.1
Ramp Check	10	-	10	7.8
Training	-	1	1	0.8
Personnel Records	-	-	-	-
Aircraft MA Records	4	1	5	3.9
Enroute	-	1	1	0.8
Manual/Procedures	2	3	5	3.9
Airport/Heliport	-	-	-	-
AVIONICS				
Repairman	-	-	-	-
Main Base	1	-	1	0.8
Sub Base	-	-	-	-
Line Station	-	-	-	-
Contract MA Facility	-	-	-	-
Spot Check	-	-	-	-
Ramp Check	5	-	5	3.9
Training	-	-	-	-
Personnel Records	-	-	-	-
Aircraft MA Records	3	-	3	2.3
Enroute	-	-	-	-
Manual/Procedures	-	-	-	-
TOTALS	107	21	128	100%

RESULTS OF INSPECTIONS:
 126(98%) Satisfactory 1(1%) Unsatisfactory 1(1%) Unmarked

CARRIER: Sun West Airlines
 FAA REGULATIONS: 135
 TOTAL FAA INSPECTIONS: 45

FAA CERTIFYING OFFICE: Scottsdale
 FLEET SIZE: 5
 FLEET OPERATING HOURS: 18,874

INSPECTION TYPE	FY 1984 INSPECTIONS			PERCENT
	ROUTINE	NATI	TOTAL	
OPERATIONS				
Operator Inspection	-	-	-	-
Check Airman	-	-	-	-
Main Base	3	1	4	8.9
Sub Base	-	-	-	-
Line Station	1	5	6	13.3
Ramp Check	3	3	6	13.3
Training	-	1	1	2.2
Personnel Records	-	1	1	2.2
Enroute	2	4	6	13.3
Manual/Procedures	-	2	2	4.4
Dispatch Center	-	-	-	-
Airport/Heliport	-	-	-	-
MAINTENANCE				
Mechanic	-	-	-	-
Repairman	-	-	-	-
Main Base	1	1	2	4.4
Sub Base	-	-	-	-
Line Station	-	-	-	-
Contract MA Facility	-	-	-	-
Fueling Facility	-	-	-	-
Spot Check	1	1	2	4.4
Ramp Check	3	4	7	15.6
Training	-	1	1	2.2
Personnel Records	-	-	-	-
Aircraft MA Records	-	-	-	-
Enroute	-	-	-	-
Manual/Procedures	-	2	2	4.4
Airport/Heliport	-	-	-	-
AVIONICS				
Repairman	-	-	-	-
Main Base	1	-	1	2.2
Sub Base	-	-	-	-
Line Station	-	-	-	-
Contract MA Facility	-	-	-	-
Spot Check	1	-	1	2.2
Ramp Check	2	1	3	6.7
Training	-	-	-	-
Personnel Records	-	-	-	-
Aircraft MA Records	-	-	-	-
Enroute	-	-	-	-
Manual/Procedures	-	-	-	-
TOTALS	18	27	45	100%

RESULTS OF INSPECTIONS:
 45 Satisfactory 0 Unsatisfactory

CARRIER: Sunbird Airlines Inc
 FAA REGULATIONS: 135
 TOTAL FAA INSPECTIONS: 107

FAA CERTIFYING OFFICE: Charlotte
 FLEET SIZE: 13
 FLEET OPERATING HOURS: 9,941

INSPECTION TYPE	FY 1984 INSPECTIONS			PERCENT
	ROUTINE	NATI	TOTAL	
OPERATIONS				
Operator Inspection	-	-	-	-
Check Airman	4	-	4	3.7
Main Base	2	-	2	1.9
Sub Base	-	-	-	-
Line Station	-	3	3	2.8
Ramp Check	9	7	16	15.0
Training	1	1	2	1.9
Personnel Records	-	1	1	0.9
Enroute	15	11	26	24.3
Manual/Procedures	1	1	2	1.9
Dispatch Center	-	-	-	-
Airport/Heliport	-	-	-	-
MAINTENANCE				
Mechanic	-	-	-	-
Repairman	-	-	-	-
Main Base	3	1	4	3.7
Sub Base	-	-	-	-
Line Station	-	-	-	-
Contract MA Facility	-	-	-	-
Fueling Facility	-	-	-	-
Spot Check	1	2	3	2.8
Ramp Check	12	9	21	19.6
Training	-	1	1	0.9
Personnel Records	-	-	-	-
Aircraft MA Records	-	1	1	0.9
Enroute	2	3	5	4.7
Manual/Procedures	-	1	1	0.9
Airport/Heliport	-	-	-	-
AVIONICS				
Repairman	-	-	-	-
Main Base	1	-	1	0.9
Sub Base	-	-	-	-
Line Station	-	-	-	-
Contract MA Facility	-	-	-	-
Spot Check	-	-	-	-
Ramp Check	2	-	2	1.9
Training	-	-	-	-
Personnel Records	-	-	-	-
Aircraft MA Records	1	-	1	0.9
Enroute	11	-	11	10.3
Manual/Procedures	-	-	-	-
TOTALS	65	42	107	100%

RESULTS OF INSPECTIONS:

93(87%) Satisfactory 4(4%) Unsatisfactory 10(9%) Unmarked

CARRIER: Sunbird Airlines Inc
 FAA REGULATIONS: 135
 TOTAL FAA INSPECTIONS: 13

FAA CERTIFYING OFFICE: Louisville
 FLEET SIZE: 3
 FLEET OPERATING HOURS: 1,640

INSPECTION TYPE	FY 1984 INSPECTIONS			PERCENT
	ROUTINE	NATI	TOTAL	
OPERATIONS				
Operator Inspection	-	-	-	-
Check Airman	1	-	1	7.7
Main Base	-	-	-	-
Sub Base	-	-	-	-
Line Station	-	-	-	-
Ramp Check	1	1	2	15.4
Training	-	-	-	-
Personnel Records	1	-	1	7.7
Enroute	1	-	1	7.7
Manual/Procedures	-	-	-	-
Dispatch Center	-	-	-	-
Airport/Heliport	-	-	-	-
MAINTENANCE				
Mechanic	-	-	-	-
Repairman	-	-	-	-
Main Base	1	-	1	7.7
Sub Base	-	-	-	-
Line Station	-	-	-	-
Contract MA Facility	-	-	-	-
Fueling Facility	-	-	-	-
Spot Check	-	-	-	-
Ramp Check	3	1	4	30.8
Training	-	-	-	-
Personnel Records	-	-	-	-
Aircraft MA Records	3	-	3	23.1
Enroute	-	-	-	-
Manual/Procedures	-	-	-	-
Airport/Heliport	-	-	-	-
AVIONICS				
Repairman	-	-	-	-
Main Base	-	-	-	-
Sub Base	-	-	-	-
Line Station	-	-	-	-
Contract MA Facility	-	-	-	-
Spot Check	-	-	-	-
Ramp Check	-	-	-	-
Training	-	-	-	-
Personnel Records	-	-	-	-
Aircraft MA Records	-	-	-	-
Enroute	-	-	-	-
Manual/Procedures	-	-	-	-
TOTALS	11	2	13	100%

RESULTS OF INSPECTIONS:
 13 Satisfactory 0 Unsatisfactory

CARRIER: Transamerica Airlines Inc

FAA REGULATIONS: 121

TOTAL FAA INSPECTIONS: 257

FLEET SIZE: 35

FLEET OPERATING HOURS: 62,194

FAA CERTIFYING OFFICE: Oakland

=====

INSPECTION TYPE	FY 1984 INSPECTIONS			PERCENT
	ROUTINE	NATI	TOTAL	
OPERATIONS				
Operator Inspection	-	-	-	-
Check Airman	2	-	2	0.8
Main Base	-	-	-	-
Sub Base	-	-	-	-
Line Station	1	6	7	2.7
Ramp Check	4	8	12	4.7
Training	7	-	7	2.7
Personnel Records	-	1	1	0.4
Enroute	15	4	19	7.4
Manual/Procedures	-	-	-	-
Dispatch Center	-	-	-	-
Airport/Heliport	-	-	-	-
MAINTENANCE				
Mechanic	-	-	-	-
Repairman	-	-	-	-
Main Base	1	1	2	0.8
Sub Base	-	-	-	-
Line Station	2	-	2	0.8
Contract MA Facility	-	-	-	-
Fueling Facility	1	-	1	0.4
Spot Check	50	3	53	20.6
Ramp Check	44	14	58	22.6
Training	-	-	-	-
Personnel Records	-	-	-	-
Aircraft MA Records	52	3	55	21.4
Enroute	-	-	-	-
Manual/Procedures	3	-	3	1.2
Airport/Heliport	-	-	-	-
AVIONICS				
Repairman	-	-	-	-
Main Base	-	-	-	-
Sub Base	-	-	-	-
Line Station	-	-	-	-
Contract MA Facility	-	-	-	-
Spot Check	6	1	7	2.7
Ramp Check	17	1	18	7.0
Training	-	-	-	-
Personnel Records	-	-	-	-
Aircraft MA Records	9	1	10	3.9
Enroute	-	-	-	-
Manual/Procedures	-	-	-	-
TOTALS	214	43	257	100%

RESULTS OF INSPECTIONS:

239(93%) Satisfactory 18(7%) Unsatisfactory

CARRIER: Trans-Colorado Airlines FAA CERTIFYING OFFICE: Denver
 FAA REGULATIONS: 135 FLEET SIZE: 5
 TOTAL FAA INSPECTIONS: 39 FLEET OPERATING HOURS: 10,909

INSPECTION TYPE	FY 1984 INSPECTIONS			PERCENT
	ROUTINE	NATI	TOTAL	
OPERATIONS				
Operator Inspection	-	-	-	-
Check Airman	-	-	-	-
Main Base	1	1	2	5.1
Sub Base	-	-	-	-
Line Station	1	2	3	7.7
Ramp Check	4	4	8	20.5
Training	1	1	2	5.1
Personnel Records	-	1	1	2.6
Enroute	-	2	2	5.1
Manual/Procedures	-	-	-	-
Dispatch Center	-	-	-	-
Airport/Heliport	-	-	-	-
MAINTENANCE				
Mechanic	-	-	-	-
Repairman	-	-	-	-
Main Base	2	1	3	7.7
Sub Base	-	-	-	-
Line Station	-	-	-	-
Contract MA Facility	-	-	-	-
Fueling Facility	-	-	-	-
Spot Check	-	-	-	-
Ramp Check	1	-	1	2.6
Training	-	1	1	2.6
Personnel Records	-	-	-	-
Aircraft MA Records	1	1	2	5.1
Enroute	-	3	3	7.7
Manual/Procedures	1	1	2	5.1
Airport/Heliport	-	-	-	-
AVIONICS				
Repairman	-	-	-	-
Main Base	-	-	-	-
Sub Base	-	-	-	-
Line Station	1	-	1	2.6
Contract MA Facility	-	-	-	-
Spot Check	1	1	2	5.1
Ramp Check	2	2	4	10.3
Training	-	-	-	-
Personnel Records	-	-	-	-
Aircraft MA Records	-	-	-	-
Enroute	2	-	2	5.1
Manual/Procedures	-	-	-	-
TOTALS	18	21	39	100%

RESULTS OF INSPECTIONS:
 33(85%) Satisfactory 3(8%) Unsatisfactory 3(8%) Unmarked

CARRIER: United Airlines
 FAA REGULATIONS: 121
 TOTAL FAA INSPECTIONS: 2,280*
 (* sample projection)

FAA CERTIFYING OFFICE: Denver
 FLEET SIZE: 329 (83 sampled)
 FLEET OPERATING HOURS: 927,083

INSPECTION TYPE -----	FY 1984 INSPECTIONS			
	ROUTINE -----	NATI -----	TOTAL -----	PERCENT -----
OPERATIONS				
Operator Inspection	-	-	-	-
Check Airman	27	5	32	1.4
Main Base	-	-	-	-
Sub Base	-	-	-	-
Line Station	30	36	66	2.9
Ramp Check*	12	59	71	3.1
Training	-	7	7	0.3
Personnel Records	-	-	-	-
Enroute*	1045	107	1152	50.5
Manual/Procedures	-	-	-	-
Agency Surveillance	-	4	4	0.2
Airport/Heliport	3	-	3	0.1
MAINTENANCE				
Mechanic	-	-	-	-
Repairman	-	-	-	-
Main Base	-	3	3	0.1
Sub Base	-	-	-	-
Line Station	18	16	34	1.5
Contract MA Facility	-	-	-	-
Fueling Facility	8	1	9	0.4
Spot Check*	55	32	87	3.8
Ramp Check*	127	123	250	11.0
Training	3	6	9	0.4
Personnel Records	-	-	-	-
Aircraft MA Records*	-	24	24	1.1
Enroute*	309	-	309	13.6
Manual/Procedures	-	3	3	0.1
Airport/Heliport	-	-	-	-
AVIONICS				
Repairman	-	-	-	-
Main Base	3	2	5	0.2
Sub Base	1	-	1	.0
Line Station	2	4	6	0.3
Contract MA Facility	-	-	-	-
Spot Check*	28	-	28	1.2
Ramp Check*	28	24	52	2.3
Training	-	1	1	.0
Personnel Records	-	-	-	-
Aircraft MA Records*	-	-	-	-
Enroute*	111	12	123	5.4
Manual/Procedures	1	-	1	.0
TOTALS	1811	469	2280	100%

RESULTS OF INSPECTIONS:*

2,087(91%) Satisfactory 170(7%) Unsatisfactory 23(1%) Unmarked

CARRIER: Vieques Air Link
 FAA REGULATIONS: 135
 TOTAL FAA INSPECTIONS: 59

FAA CERTIFYING OFFICE: San Juan
 FLEET SIZE: 10
 FLEET OPERATING HOURS: 6,400

INSPECTION TYPE	FY 1984 INSPECTIONS			PERCENT
	ROUTINE	NATI	TOTAL	
OPERATIONS				
Operator Inspection	-	-	-	-
Check Airman	-	-	-	-
Main Base	-	1	1	1.7
Sub Base	-	-	-	-
Line Station	-	5	5	8.5
Ramp Check	13	5	18	30.5
Training	-	1	1	1.7
Personnel Records	-	-	-	-
Enroute	6	6	12	20.3
Manual/Procedures	-	-	-	-
Dispatch Center	-	-	-	-
Airport/Heliport	-	-	-	-
MAINTENANCE				
Mechanic	-	-	-	-
Repairman	-	-	-	-
Main Base	-	1	1	1.7
Sub Base	-	-	-	-
Line Station	-	-	-	-
Contract MA Facility	-	-	-	-
Fueling Facility	-	-	-	-
Spot Check	1	2	3	5.1
Ramp Check	3	2	5	8.5
Training	-	1	1	1.7
Personnel Records	-	-	-	-
Aircraft MA Records	-	3	3	5.1
Enroute	6	2	8	13.6
Manual/Procedures	-	1	1	1.7
Airport/Heliport	-	-	-	-
AVIONICS				
Repairman	-	-	-	-
Main Base	-	-	-	-
Sub Base	-	-	-	-
Line Station	-	-	-	-
Contract MA Facility	-	-	-	-
Spot Check	-	-	-	-
Ramp Check	-	-	-	-
Training	-	-	-	-
Personnel Records	-	-	-	-
Aircraft MA Records	-	-	-	-
Enroute	-	-	-	-
Manual/Procedures	-	-	-	-
TOTALS	29	30	59	100%

RESULTS OF INSPECTIONS:
 55(93%) Satisfactory 4(7%) Unsatisfactory

CARRIER: Virgin Islands Seaplane Shuttle

FAA REGULATIONS: 135

FLEET SIZE: 6

TOTAL FAA INSPECTIONS: 22

FLEET OPERATING HOURS: 3,328

FAA CERTIFYING OFFICE: San Juan

```
=====
                FY 1984 INSPECTIONS
      INSPECTION TYPE      ROUTINE    NATI    TOTAL    PERCENT
      -----
OPERATIONS
  Operator Inspection      -        -        -        -
  Check Airman             -        -        -        -
  Main Base                -        3        3       13.6
  Sub Base                 -        -        -        -
  Line Station             -        -        -        -
  Ramp Check               1        4        5       22.7
  Training                 -        -        -        -
  Personnel Records       -        -        -        -
  Enroute                  2        4        6       27.3
  Manual/Procedures       -        -        -        -
  Dispatch Center         -        -        -        -
  Airport/Heliport        -        -        -        -

MAINTENANCE
  Mechanic                 -        -        -        -
  Repairman                -        -        -        -
  Main Base                -        2        2        9.1
  Sub Base                 -        -        -        -
  Line Station             -        -        -        -
  Contract MA Facility     -        -        -        -
  Fueling Facility         -        -        -        -
  Spot Check               -        1        1        4.5
  Ramp Check               1        1        2        9.1
  Training                 -        -        -        -
  Personnel Records       -        -        -        -
  Aircraft MA Records     -        -        -        -
  Enroute                  2        1        3       13.6
  Manual/Procedures       -        -        -        -
  Airport/Heliport        -        -        -        -

AVIONICS
  Repairman                -        -        -        -
  Main Base                -        -        -        -
  Sub Base                 -        -        -        -
  Line Station             -        -        -        -
  Contract MA Facility     -        -        -        -
  Spot Check               -        -        -        -
  Ramp Check               -        -        -        -
  Training                 -        -        -        -
  Personnel Records       -        -        -        -
  Aircraft MA Records     -        -        -        -
  Enroute                  -        -        -        -
  Manual/Procedures       -        -        -        -

TOTALS                    6        16       22       100%
=====
```

RESULTS OF INSPECTIONS:

19(86%) Satisfactory 3(14%) Unsatisfactory

CARRIER: Western Airlines
 FAA REGULATIONS: 121
 TOTAL FAA INSPECTIONS: 616

FAA CERTIFYING OFFICE: Los Angeles
 FLEET SIZE: 75
 FLEET OPERATING HOURS: 224,797

INSPECTION TYPE	FY 1984 INSPECTIONS			PERCENT
	ROUTINE	NATI	TOTAL	
OPERATIONS				
Operator Inspection	-	-	-	-
Check Airman	1	-	1	0.2
Main Base	-	-	-	-
Sub Base	-	-	-	-
Line Station	17	10	27	4.4
Ramp Check	-	12	12	1.9
Training	-	1	1	0.2
Personnel Records	-	1	1	0.2
Enroute	342	26	368	59.7
Manual/Procedures	-	-	-	-
Dispatch Center	-	1	1	0.2
Airport/Heliport	-	-	-	-
MAINTENANCE				
Mechanic	-	-	-	-
Repairman	-	-	-	-
Main Base	7	-	7	1.1
Sub Base	1	-	1	0.2
Line Station	15	10	25	4.1
Contract MA Facility	1	-	1	0.2
Fueling Facility	14	1	15	2.4
Spot Check	20	8	28	4.5
Ramp Check	36	22	58	9.4
Training	1	-	1	0.2
Personnel Records	-	-	-	-
Aircraft MA Records	12	-	12	1.9
Enroute	28	1	29	4.7
Manual/Procedures	6	-	6	1.0
Airport/Heliport	-	-	-	-
AVIONICS				
Repairman	-	-	-	-
Main Base	2	-	2	0.3
Sub Base	-	-	-	-
Line Station	3	-	3	0.5
Contract MA Facility	-	-	-	-
Spot Check	-	2	2	0.3
Ramp Check	6	5	11	1.8
Training	-	-	-	-
Personnel Records	-	-	-	-
Aircraft MA Records	1	-	1	0.2
Enroute	3	-	3	0.5
Manual/Procedures	-	-	-	-
TOTALS	516	100	616	100%

RESULTS OF INSPECTIONS:
 539(87%) Satisfactory 65(11%) Unsatisfactory 12(2%) Unmarked

CARRIER: Westflight Aviation
 FAA REGULATIONS: 135
 TOTAL FAA INSPECTIONS: 13

FAA CERTIFYING OFFICE: Juneau
 FLEET SIZE: 9
 FLEET OPERATING HOURS: 320

INSPECTION TYPE	FY 1984 INSPECTIONS			PERCENT
	ROUTINE	NATI	TOTAL	
OPERATIONS				
Operator Inspection	1	-	1	7.7
Check Airman	2	-	2	15.4
Main Base	1	-	1	7.7
Sub Base	-	-	-	-
Line Station	-	-	-	-
Ramp Check	1	-	1	7.7
Training	-	-	-	-
Personnel Records	-	-	-	-
Enroute	1	-	1	7.7
Manual/Procedures	-	-	-	-
Dispatch Center	-	-	-	-
Airport/Heliport	-	-	-	-
MAINTENANCE				
Mechanic	-	-	-	-
Repairman	-	-	-	-
Main Base	3	-	3	23.1
Sub Base	-	-	-	-
Line Station	-	-	-	-
Contract MA Facility	-	-	-	-
Fueling Facility	2	-	2	15.4
Spot Check	-	-	-	-
Ramp Check	2	-	2	15.4
Training	-	-	-	-
Personnel Records	-	-	-	-
Aircraft MA Records	-	-	-	-
Enroute	-	-	-	-
Manual/Procedures	-	-	-	-
Airport/Heliport	-	-	-	-
AVIONICS				
Repairman	-	-	-	-
Main Base	-	-	-	-
Sub Base	-	-	-	-
Line Station	-	-	-	-
Contract MA Facility	-	-	-	-
Spot Check	-	-	-	-
Ramp Check	-	-	-	-
Training	-	-	-	-
Personnel Records	-	-	-	-
Aircraft MA Records	-	-	-	-
Enroute	-	-	-	-
Manual/Procedures	-	-	-	-
TOTALS	13	0	13	100%

RESULTS OF INSPECTIONS:
 13 Satisfactory 0 Unsatisfactory

CARRIER: World Airways
 FAA REGULATIONS: 121
 TOTAL FAA INSPECTIONS: 202

FAA CERTIFYING OFFICE: Oakland
 FLEET SIZE: 10
 FLEET OPERATING HOURS: 39,722

INSPECTION TYPE	FY 1984 INSPECTIONS			PERCENT
	ROUTINE	NATI	TOTAL	
OPERATIONS				
Operator Inspection	-	-	-	-
Check Airman	3	-	3	1.5
Main Base	-	-	-	-
Sub Base	-	-	-	-
Line Station	1	4	5	2.5
Ramp Check	-	7	7	3.5
Training	-	-	-	-
Personnel Records	-	-	-	-
Enroute	33	4	37	18.3
Manual/Procedures	-	-	-	-
Dispatch Center	-	1	1	0.5
Airport/Heliport	-	-	-	-
MAINTENANCE				
Mechanic	-	-	-	-
Repairman	-	-	-	-
Main Base	-	1	1	0.5
Sub Base	-	-	-	-
Line Station	2	1	3	1.5
Contract MA Facility	-	-	-	-
Fueling Facility	2	-	2	1.0
Spot Check	27	1	28	13.9
Ramp Check	35	8	43	21.3
Training	-	1	1	0.5
Personnel Records	-	-	-	-
Aircraft MA Records	40	2	42	20.8
Enroute	1	-	1	0.5
Manual/Procedures	4	2	6	3.0
Airport/Heliport	-	-	-	-
AVIONICS				
Repairman	-	-	-	-
Main Base	1	-	1	0.5
Sub Base	-	-	-	-
Line Station	-	1	1	0.5
Contract MA Facility	-	-	-	-
Spot Check	-	-	-	-
Ramp Check	-	3	3	1.5
Training	-	-	-	-
Personnel Records	-	-	-	-
Aircraft MA Records	13	-	13	6.4
Enroute	-	-	-	-
Manual/Procedures	4	-	4	2.0
TOTALS	166	36	202	100%

RESULTS OF INSPECTIONS:
 191(95%) Satisfactory 11(5%) Unsatisfactory

OBJECTIVES, SCOPE, AND METHODOLOGY

On February 5, 1985, the Chairman, Subcommittee on Aviation, House Committee on Public Works and Transportation, and the Chairman, Subcommittee on Transportation, House Committee on Appropriations, requested that we conduct a comprehensive review of FAA oversight of maintenance and operations by the nation's scheduled commercial air carriers. In subsequent meetings with the Chairmen's offices, it was agreed that the request would be performed through two successive reviews. In the first review we were asked to develop data and analysis on the type, frequency, and results of FAA inspections for a sample of the nation's scheduled commercial air carriers operating under FAA regulations Part 121 and Part 135.¹ The results of the first review are presented in this report. A follow-up review will address related concerns of the Chairmen expressed in the February 5, 1985, request and certain questions raised by the Chairmen's offices regarding the variations in the data presented in our June 27 briefing.

Regions and air carriers selected

To develop data on the type, frequency, and results of FAA inspections we collected information in five of FAA's nine regions--Alaska, Eastern, Northwest Mountain, Southern, and Western Pacific. We selected three regions because a related assignment was already in progress at those regions. As agreed by the Chairmen's offices, two other regions--Eastern and Southern--were selected for greater geographical representation. In total these five regions have primary inspection responsibility for inspecting about 70 percent of the nation's approximately 500 scheduled Part 121 and Part 135 air carriers. (The number of air carriers changes as new carriers start operating and others end their operations.) Within each region we visited the two district offices having responsibility for the largest number of scheduled Part 121 and Part 135 air carriers. We also randomly selected 10 additional FAA district offices from among the five regions, for a total sample of 20 district offices.

At each FAA district office we randomly selected air carriers for which that office had primary inspection responsibility. We then collected and reviewed data from all available fiscal year 1984 inspections for the selected air carrier, whether performed by that district office or by other FAA units. In total we reviewed FAA inspection reports for 40 of 73 Part 121 air carriers and 52 of 112 scheduled Part 135 air carriers that the 20 district offices had responsibility for in

¹Generally, aircraft operated by Part 121 air carriers carry more than 30 passengers and a payload in excess of 7,500 pounds. Aircraft operated by Part 135 air carriers carry 30 passengers or fewer and a payload not exceeding 7,500 pounds.

fiscal year 1984. The 92 air carriers in our sample are representative of the 350 carriers for which these regions have primary inspection responsibility. Summarized below are the FAA regions, district offices, and air carriers in our sample.

<u>FAA region</u>	<u>District office</u>	<u>Air carriers sampled</u>	
		<u>Part 121</u>	<u>Part 135</u>
Alaska	Anchorage, AK	3	5
	Fairbanks, AK	0	5
	Juneau, AK	0	3
Northwest Mountain	Seattle, WA	3	3
	Spokane, WA	1	2
	Denver, CO	4	2
Western Pacific	Los Angeles, CA	3	0
	Honolulu, HI	3	3
	Reno, NV	1	0
	Oakland, CA	3	1
	Scottsdale, AZ	3	3
	Riverside, CA	0	1
Eastern	Dulles International Airport, VA	1	3
	Teterboro, NJ	1	2
	Philadelphia, PA	1	3
Southern	Atlanta, GA ^a	3	2
	Miami, FL	4	4
	San Juan, Puerto Rico	2	7
	Winston-Salem, NC ^b	1	1
	Memphis, TN ^c	3	2
Total		<u>40</u>	<u>52</u>

^aIncludes data from one branch office (Columbia, SC)

^bIncludes data from one branch office (Charlotte, NC)

^cIncludes data from two branch offices (Louisville, KY and Nashville, TN)

Ten air carriers in our sample operated both as Part 121 and scheduled Part 135 operators. For purposes of analysis, we treated each of these carriers as being two separate air carriers.

Inspections included

We reviewed about 12,000 FAA inspection reports for the 92 air carriers included in our review. These inspections of

avionics, operations, and maintenance were performed at FAA's discretion. They included all such inspection reports prepared on these air carriers during fiscal year 1984, according to FAA district officials. We did not include FAA's required certification of an air carrier or its aircraft, facilities, or personnel or recertification inspections, because of the Committee's expressed interest in FAA's discretionary inspections.

For 4 of the 5 air carriers in our sample having more than 100 aircraft, we reviewed FAA inspections for a random sample of each carrier's fleet and projected the results to the entire fleet. The following sampling rule was used:

<u>Size of fleet</u>	<u>Percentage of fleet sampled</u>
101 to 200	50
201 to 300	33
Over 300	25

This sampling procedure was used for United Airlines, Continental Airlines, Piedmont Airlines, and Provincetown-Boston Airlines. We sampled 25 percent of the United Airlines fleet and 50 percent of the other three carriers' fleets. For the fifth carrier having greater than 100 aircraft--Eastern Airlines--we reviewed FAA inspections for the entire fleet because FAA's records for this carrier did not readily lend themselves to a sampling approach.

Among the 12,000 inspection reports in our review were about 2,800 reports performed in response to the Secretary of Transportation's February 13, 1984, directive for FAA to conduct a nationwide inspection of the safety of the air transportation industry. We segregated data collected on FAA inspections during this special 90-day, two-phase National Air Transportation Inspection (NATI) in order to permit comparison of the intensive NATI effort with usual inspection levels.

To verify the completeness of our data, we sent to each of the 20 offices sampled, for their information and review, a copy of data collected from their inspection reports. Any additional inspection reports provided by the offices were included in our sampled data.

Data analysis

To analyze and compare inspection data we grouped the information into FAA's three inspection categories--operations, maintenance, and avionics--and by subcategory within each category. This included compiling data on 12 subcategories of operations and avionics inspections and 15 subcategories of

maintenance inspections. We also summarized FAA inspections of air carriers by FAA region and compared the level of FAA inspection activity among the five sampled regions.

To compare FAA's inspections of different air carriers, we grouped air carriers according to their fiscal year 1984 operating hours. We selected operating hours because they are an indicator of aircraft usage and many air carrier maintenance and inspection procedures are based on operating hours.

Operating Hour Groups
for Analysis

Part 121

Less than 10,000 hours
Between 10,000 and 100,000 hours
Greater than 100,000 hours

Part 135

Less than 4,000 hours
Between 4,000 and 10,000 hours
Greater than 10,000 hours

Our sample was designed so that our analysis of inspection reports is representative of the discretionary FAA inspections performed in the regions we included. This universe of inspections is representative of FAA's inspections of about 350 (70 percent) of the nation's approximately 500 scheduled air carriers. The data we gathered are not representative of FAA's inspection of the approximately 150 scheduled airlines whose inspection is primarily the responsibility of the four FAA regions we did not visit.

Confidence levels

We calculated the confidence intervals for the following charts that contain data based on projections. The confidence intervals are shown at the 95 percent level of confidence. The averages used in these five charts are weighted; all others are simple arithmetic averages.

Intervals for Chart 10
(page 19)

Percentage satisfactory before NATI

	<u>Operations</u>	<u>Maintenance</u>	<u>Avionics</u>
Alaska	90 ₊₁₁	95 ₊₆	100
Eastern	99 ₊₄	62 ₊₂₈	92 ₊₅
Northwest Mountain	92 ₊₃	96 ₊₃	96 ₊₉
Southern	92 ₊₂	84 ₊₆	87 ₊₅
Western Pacific	96 ₊₁	87 ₊₃	90 ₊₄

Percentage satisfactory during and after NATI

	<u>Operations</u>	<u>Maintenance</u>	<u>Avionics</u>
Alaska	85 ₊₁₂	92 ₊₆	95 ₊₁
Eastern	94 ₊₈	73 ₊₁₁	87 ₊₂
Northwest Mountain	91 ₊₄	92 ₊₆	94 ₊₁₀
Southern	88 ₊₂	82 ₊₄	85 ₊₇
Western Pacific	92 ₊₁	87 ₊₂	91 ₊₃

Intervals for Chart 11
(page 20)

	<u>Operations</u>	<u>Maintenance</u>	<u>Avionics</u>
Alaska	45+ <u>12</u>	47+ <u>7</u>	8+ <u>11</u>
Eastern	35+ <u>19</u>	33+ <u>14</u>	31+ <u>26</u>
Northwest Mountain	49+ <u>16</u>	40+ <u>15</u>	10+ <u>5</u>
Southern	56+ <u>4</u>	34+ <u>3</u>	10+ <u>2</u>
Western Pacific	40+ <u>4</u>	47+ <u>4</u>	13+ <u>2</u>

Intervals for Chart 12
(page 21)

Part 121

Part 135

	<u>Part 121</u>	<u>Part 135</u>
Alaska	107+ <u>52</u>	34+ <u>15</u>
Eastern	126+ <u>206</u>	34+ <u>38</u>
Northwest Mountain	416+ <u>390</u>	63+ <u>66</u>
Southern	333+ <u>247</u>	97+ <u>36</u>
Western Pacific	268+ <u>66</u>	60+ <u>15</u>

Levels for Chart 13
(page 22)

Operations inspections: 141+46

Maintenance inspections: 119+26

Avionics inspections: 38+8

Levels for Chart 14
(page 23)

Operations inspections: 36+8

Maintenance inspections: 22+4

Avionics inspections: 4+1

For sale by:

**Superintendent of Documents
U.S. Government Printing Office
Washington, D.C. 20402**

Telephone (202) 783-3238

**Members of Congress; heads of Federal, State,
and local government agencies; members of the press;
and libraries can obtain GAO documents from:**

**U.S. General Accounting Office
Document Handling and Information
Services Facility
P.O. Box 6015
Gaithersburg, Md. 20760**

Telephone (202) 275-6241

