


Federal Procurement Data System



STANDARD REPORT

**Fiscal Year 1988 through Second Quarter
(October 1, 1987 through March 31, 1988)**

Prepared by
**U.S. General Services Administration
Federal Procurement Data Center**
Executive Agent for
**Office of Management and Budget
Office of Federal Procurement Policy**

THE FPDC SPECIAL REPORT

What It Is, And How To Get It

Background

The Federal Procurement Data Center (FPDC)—part of the General Services Administration—operates an automated data system of Federal government procurement information. The FPDC master file contains detailed information on the goods and services, including research and development activities, purchased by over 60 Federal agencies. Data on individual contract actions over \$25,000 must be included in the system. Agencies have the option of reporting detailed information on contract actions of less than \$25,000.

One of the most useful services offered is the FPDC Special Report. These reports can help you in your work if you need to know detailed information about government services the Federal Government buys, whom it buys from, or in what parts of the country. This information is not readily available in such detail from any other source.

Corporations, trade associations, law firms, CPA's, ad agencies, and marketing executives nationwide, along with Members of Congress and executive branch officials, are among those for whom FPDC Special Reports can be invaluable.

You can use special reports to:

- track an individual agency's procurement performance;
- develop marketing plans;
- use resources more effectively; or
- locate competitors or markets.

What A Special Report Includes

We can design and produce a special computer report tailor-made to accommodate your requirements for specific Federal procurement information based on almost any combination of data elements listed on the reverse. You have your choice of virtually hundreds of ways that this information can be combined. Most users of the FPDC data base, however, request a special report based on some combination of the following categories:

- Reporting Agency (Federal agency originating the contract action)
- Contract Number (Number identifying contract)
- Purchasing or Contracting Office (Office within agency letting contract)

- Date of Action (Date agency makes award)
- Contractor Name and Address (Name and address of company to which contract is awarded)
- Principal Place of Performance (City, state or county where service is actually performed or item is manufactured)
- Total Dollars Obligated or Deobligated (Amount of award or rescission)
- Kind of Contract Action (New, modification, order under GSA Schedule, termination, etc.)
- Principal Product or Service (As defined in FPDC Product/Service Code Manual)
- Method of Solicitation (e.g. sealed bid, competitive or non-competitive, etc.)
- Type of Business (Size, minority or disadvantaged status, state/local government, profit or nonprofit, etc.)

How To Order

To request a special report, simply contact the Data Center on 703/235-1326. One of the FPDC analysts will discuss your requirements, provide insights into the uses that can be made of FPDC data, and help you refine your request and report format to ensure that your needs are satisfied. Once the report is defined, the analyst will give you a cost estimate for your report and a proposed date for its completion.

You will then need to confirm your request in writing by sending a letter to the Data Center, address below. If you have any unusual time requirements or other special considerations such as having the finished report delivered by express service or courier, tell the FPDC analyst who will make every effort to accommodate your needs.

Most special reports take three to five working days depending on the backlog of requests and the complexity of the report. They usually cost between \$350 and \$400 depending on the volume of data to be processed, the number of fiscal years to be searched, and the overall complexity of the report.

For more information or assistance, call 703/235-1326 or write:

**Federal Procurement Data Center
4040 N. Fairfax Drive, Suite 900
Arlington, VA 22203**

FOREWORD

Public Law 93-400 requires that the Office of Management and Budget (OMB), Office of Federal Procurement Policy (OFPP) "... establish a system for collecting, developing, and disseminating procurement data which takes into account the needs of the Congress, the executive branch, and the private sector." Under the guidance of OFPP, design of the Federal Procurement Data System was completed in early 1978 and data collection began October 1, 1978. The Federal Procurement Data Center was established to operate the system, providing a central point to respond to the requirements of the legislative, executive, and judicial branches and of the private sector.

The Federal Procurement Data Center produces reports which examine various aspects and impacts of the Federal acquisition process. The data can be used for geographical analysis, market analysis, and analysis of the impact of congressional and presidential initiatives in socio-economic areas such as small business. The data is also a reliable basis for measuring and assessing the impact of Federal acquisition policy and management improvement.

Basic acquisition data will be published each fiscal quarter in the Federal Procurement Data System Standard Report. Special reports to meet specific data requirements can be produced on demand.

Further information regarding the Federal Procurement Data System reports or capabilities can be obtained from the Federal Procurement Data Center, 4040 N. Fairfax Drive, Suite 900, Arlington, VA 22203 or by calling area code (703) 235-1326.

HOW VALID IS FPDS DATA?

The "Agency Reporting Performance" chart displays each reporting activity's procurement dollars as submitted into the Federal Procurement Data System (FPDS). All dollars shown on the chart reflect the absolute dollar value of actions reported. For example, an agency submitting three records, one award (obligation) of \$20,000, one deobligation of \$12,000 against a previously reported contract, and one invalid transaction of \$10,000 would appear on the chart as follows:

	Total \$(000)	Total Invalid \$(000)	Previous Quarters
Agency X	\$42	\$10	\$0

(Note: Total \$ includes all transactions reported during the current report period, timely or untimely, valid or invalid.)

The absolute dollar value of each record is utilized to provide a meaningful index of the total effect on the FPDS master file. However, because this is the only place in the report where absolute values are reflected, the figures in this chart and those in the rest of the Standard Report are not comparable.

The total invalid dollars includes those records that fail to pass FPDS system edits and are not entered into the master file. Agencies had 30 days to correct their invalid transactions, and only those records which are not corrected in time for inclusions in this publication are reflected in the invalid dollar total.

Previous Quarters Dollars includes any records submitted during the current reporting quarter for actions which occurred during a previous quarter, and changes or corrections to records already in the FPDS master file. Separate totals for actions completed during the current fiscal year and for those completed during previous fiscal years are provided because the year-to-date totals in the report will reflect all reported actions which occurred during the current fiscal year, while most actions submitted subsequent to the fiscal year in which they occurred will not be reflected in any FPDS Standard Report. FPDS historical master files are updated with all records such that any special reports produced reflect the latest available data.

AGENCY REPORTING PERFORMANCE FOR CURRENT FISCAL PERIOD

Actions Reported Individually on SF279

(Figures Are the Sum of the Absolute Values)

Fiscal Year 1988 Second Quarter

	Total Dollars Submitted(000)	Total Invalid Dollars (000)	Previous Quarters Dollars		
			Current Fiscal Year (000)	Previous Fiscal Years (000)	Total (000)
TOTAL FEDERAL	51,763,599	201,761	8,467,611	1,852,264	10,319,875
Executive Office of the President	1,790	0	52	0	52
Department of Agriculture	533,754	22,445	159,484	182,767	342,251
Department of Commerce	118,681	15,792	11,211	41,980	53,191
Department of Defense	35,819,672	0	7,511,740	218,869	7,730,609
Department of Education	33,710	0	2,719	0	2,719
Department of Energy	8,394,744	0	260,282	315,816	576,098
Department of Health and Human Services	222,653	45,586	35,791	10,978	46,769
Department of Housing and Urban Development	100,289	29	21,329	35,635	56,964
Department of Interior	365,790	3,845	87,486	71,263	158,749
Department of Justice	215,934	2,330	19,375	2,276	21,651
Department of Labor	51,218	0	962	3,704	4,666
Department of State	101,425	0	0	0	0
Department of Transportation	683,087	15,632	25,033	374,074	399,107
Department of Treasury	155,896	33,475	18,339	25,737	44,076
Action	1,548	0	0	0	0
Administrative Conference of the United States	0	0	0	0	0
Agency for International Development	195,859	1,946	35,045	111,842	146,887
American Battle Monuments Commission	0	0	0	0	0
Board for International Broadcasting	Failed to Report				
Commission on Civil Rights	Failed to Report				
Commodity Futures Trading Commission	161	0	0	0	0
Consumer Product Safety Commission	229	0	0	0	0
Environmental Protection Agency	317,335	0	70,820	10,578	81,398
Equal Employment Opportunity Commission	6,898	0	103	0	103
Federal Communications Commission	Failed to Report				
Federal Election Commission	129	0	0	0	0
Federal Emergency Management Agency	70,661	0	324	96	420
Federal Labor Relations Authority	174	0	0	0	0
Federal Maritime Commission	333	0	0	259	259
Federal Mediation and Conciliation Service	Failed to Report				
Federal Mine Safety and Health Review Commission	0	0	0	0	0
Federal Trade Commission	177	0	0	0	0
General Services Administration	855,457	60,200	113,988	419,375	533,363
International Trade Commission	347	0	0	0	0
Interstate Commerce Commission	188	0	150	0	150
Marit Systems Protection Board	0	0	0	0	0
National Aeronautics and Space Administration	2,907,032	0	246	343	589
National Archives and Records Administration	2,630	0	1,711	111	1,822
National Capital Planning Commission	0	0	0	0	0
National Foundation on Arts and Humanities	0	0	0	0	0
National Gallery of Art	862	287	58	340	398
National Labor Relations Board	421	0	103	0	103
National Mediation Board	639	0	0	0	0
National Science Foundation	64,256	0	22,610	1,041	23,651
National Transportation Safety Board	1,234	0	687	547	1,234
Nuclear Regulatory Commission	25,752	0	0	0	0
Occupational Safety and Health Review Commission	0	0	0	0	0
Office of Personnel Management	5,610	0	166	4,115	4,281
Peace Corps	3,632	0	0	0	0
Pennsylvania Avenue Development Corporation	1,237	194	780	0	780
Railroad Retirement Board	1,867	0	0	0	0
Securities Exchange Commission	2,415	0	0	0	0
Selective Service System	101	0	0	0	0
Small Business Administration	3,263	0	0	0	0
Smithsonian Institution	23,240	0	2,139	9,419	11,558
Tennessee Valley Authority	86,860	0	25,853	2,489	28,342
United States Information Agency	16,233	0	0	0	0
United States Arms Control and Disarmament Agency	612	0	0	0	0
Veterans Administration	367,564	0	39,025	8,610	47,635

TABLE OF CONTENTS

Title	Page
Highlights	1
Federal Contract Actions and Dollars by Executive Department and Agency	2
SF279/SF281 Comparison	4
Contract Dollars by Executive Departments and Agencies	5
Federal Procurement by State	6
Federal Procurement by Major Product/Service Category	7
Research and Development - Summary by R&D Category ...	8
Other Services and Construction - Summary by Service Category	9
Supplies and Equipment - Summary by FSC Group	10
Degree of Competitiveness	12
Competition Statistics	13
Top 100 Federal Contractors	14
Snapshot Report:	
Total Federal	16
Executive Office of the President	18
Department of Agriculture	20
Department of Commerce	22
Department of Defense	24
Department of Education	26
Department of Energy	28
Department of Health and Human Services	30
Department of Housing and Urban Development	32
Department of Interior	34
Department of Justice	36
Department of Labor	38
Department of State	40
Department of Transportation	42
Department of Treasury	44
Action	46
Administrative Conference of the United States	48
Agency for International Development	50
American Battle Monuments Commission	52
Board for International Broadcasting	54
Commission on Civil Rights	56
Commodity Futures Trading Commission	58
Consumer Product Safety Commission	60
Environmental Protection Agency	62

TABLE OF CONTENTS-Continued

Title	Page
Equal Employment Opportunity Commission	64
Federal Communications Commission	66
Federal Election Commission	68
Federal Emergency Management Agency	70
Federal Labor Relations Authority	72
Federal Maritime Commission	74
Federal Mediation and Conciliation Service	76
Federal Mine Safety and Health Review Commission	78
Federal Trade Commission	80
General Services Administration	82
International Trade Commission	84
Interstate Commerce Commission	86
Merit Systems Protection Board	88
National Aeronautics and Space Administration	90
National Archives and Records Administration	92
National Capital Planning Commission	94
National Foundation on Arts and Humanities	96
National Gallery of Art	98
National Labor Relations Board	100
National Mediation Board	102
National Science Foundation	104
National Transportation Safety Board	106
Nuclear Regulatory Commission	108
Occupational Safety and Health Review Commission	110
Office of Personnel Management	112
Peace Corps	114
Pennsylvania Avenue Development Corporation	116
Railroad Retirement Board	118
Securities Exchange Commission	120
Selective Service System	122
Small Business Administration	124
Smithsonian Institution	126
Tennessee Valley Authority	128
United States Information Agency	130
United States Arms Control and Disarmament Agency	132
Veterans Administration	134

HIGHLIGHTS

This report displays all of the Competition in Contracting Act (CICA) data as well as Pre-CICA data. In addition, the report now displays only year-to-date statistics.

While contract actions with a value of more than \$25,000 must be reported on the SF279, agencies may optionally report contract actions that are \$25,000 or less on the SF279. For example, in fiscal year 1987, more than 96,000 actions reported on SF279 amounting to \$853 million were less than the \$25,000 threshold. Contract actions of \$25,000 or less that are not reported on the SF279 are reported in summary on the SF281.

Under the CICA, no distinction is made between a small business total set-aside and a small business partial set-aside. On the Snapshot reports beginning on page 17, all small business set-asides for Post-CICA contract actions are shown on the line entitled small business total set-asides.

Due to rounding, dollars on the charts may not equal the TOTAL DOLLAR figure, and percentages may not total 100 percent.

Since the FPDS Standard Report is current as of the date of issuance and all older reports are obsolete, we will not maintain prior issuances for either distribution or for reference.

FEDERAL PROCUREMENT DATA SYSTEM
FEDERAL CONTRACT ACTIONS AND DOLLARS
BY EXECUTIVE DEPARTMENT AND AGENCY
 Fiscal Year 1988 Through Second Quarter

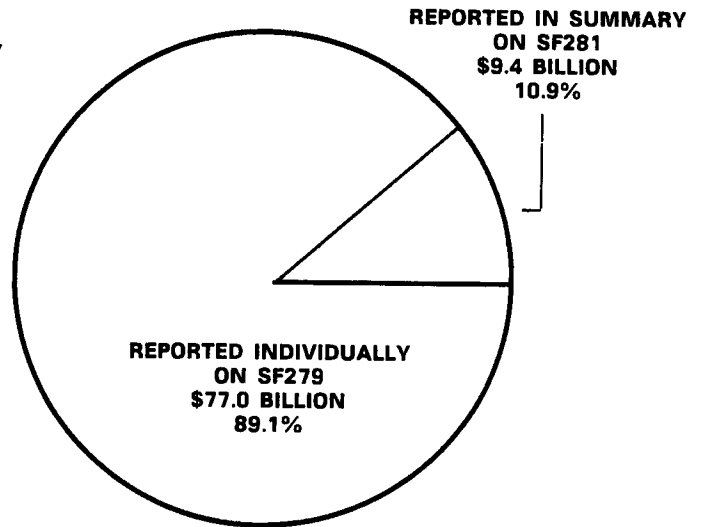
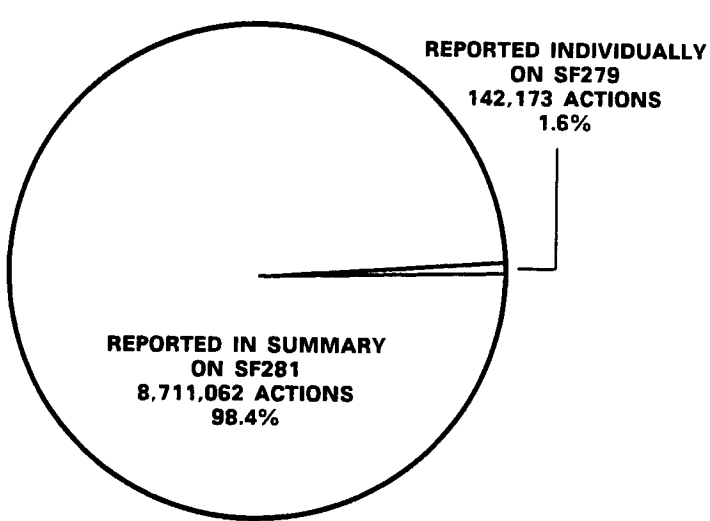
	All Reported Actions			
	YTD Actions	YTD %	YTD \$(000)	YTD % \$
TOTAL FEDERAL	8,853,235	100.000	86,378,859	100.000
Executive Office of the President				
Department of Agriculture	1,195	0.013	11,097	0.013
Department of Commerce	410,653	4.638	870,024	1.007
Department of Defense	63,179	0.714	216,301	0.250
Department of Education	5,531,082	62.475	62,523,974	72.383
Department of Energy	3,578	0.040	72,042	0.083
Department of Health and Human Services	13,104	0.148	10,345,423	11.977
Department of Housing and Urban Development	412,687	4.661	616,522	0.714
Department of Interior	8,591	0.097	72,900	0.084
Department of Justice	229,947	2.597	630,088	0.729
Department of Labor				
Department of State	330,815	3.737	477,400	0.553
Department of Transportation	15,414	0.174	169,318	0.196
Department of Treasury	9,341	0.106	155,517	0.180
Department of Treasury	118,547	1.339	620,680	0.719
Action	92,104	1.040	1,207,306	1.398
Administrative Conference of the United States	595	0.007	1,020	0.001
Agency for International Development	679	0.008	351	0.000
American Battle Monuments Commission	1,394	0.016	119,155	0.138
Board for International Broadcasting	2,446	0.028	1,255	0.001
Commission on Civil Rights	0	0.000	0	0.000
Commodity Futures Trading Commission	0	0.000	0	0.000
Consumer Product Safety Commission	744	0.008	5,763	0.007
Environmental Protection Agency	572	0.006	2,546	0.003
Equal Employment Opportunity Commission	20,696	0.234	398,281	0.461
Federal Communications Commission	2,740	0.031	24,996	0.029
Federal Election Commission				
Federal Emergency Management Agency	244	0.003	2,635	0.003
Federal Labor Relations Authority	862	0.010	814	0.001
Federal Maritime Commission	3,554	0.040	112,002	0.130
Federal Maritime Commission	353	0.004	806	0.001
Federal Maritime Commission	188	0.002	452	0.001
Federal Mediation and Conciliation Service				
Federal Mine Safety and Health Review Commission	0	0.000	0	0.000
Federal Trade Commission	50	0.001	53	0.000
General Services Administration	1,295	0.015	3,360	0.004
International Trade Commission	228,855	2.585	1,007,464	1.166
International Trade Commission	667	0.008	2,280	0.003
Interstate Commerce Commission				
Merit Systems Protection Board	473	0.005	1,712	0.002
National Aeronautics and Space Administration	642	0.007	922	0.001
National Archives and Records Administration	40,674	0.459	4,481,760	5.200
National Archives and Records Administration	3,306	0.037	9,390	0.011
National Capital Planning Commission	91	0.001	38	0.000
National Foundation on Arts and Humanities				
National Gallery of Art	375	0.004	1,059	0.001
National Labor Relations Board	707	0.008	1,327	0.002
National Labor Relations Board	807	0.009	2,490	0.003
National Mediation Board	117	0.001	877	0.001
National Science Foundation	941	0.011	107,529	0.124
National Transportation Safety Board				
Nuclear Regulatory Commission	153	0.002	903	0.001
Occupational Safety and Health Review Commission	2,123	0.024	37,341	0.043
Office of Personnel Management	218	0.002	122	0.000
Peace Corps	5,536	0.063	9,015	0.010
Peace Corps	5,874	0.066	14,413	0.017
Pennsylvania Avenue Development Corporation				
Railroad Retirement Board	143	0.002	267,324	0.309
Railroad Retirement Board	1,154	0.013	4,366	0.005
Securities Exchange Commission	1,100	0.012	5,968	0.007
Selective Service System	507	0.006	793	0.001
Small Business Administration	3,875	0.044	19,680	0.023
Smithsonian Institution				
Tennessee Valley Authority	12,568	0.142	24,888	0.029
United States Information Agency	62,056	0.701	305,311	0.353
United States Information Agency	13,570	0.153	46,927	0.054
United States Arms Control and Disarmament Agency	88	0.001	1,211	0.001
Veterans Administration	1,189,966	13.441	1,352,068	1.565

Actions Reported Individually on SF279				Actions Reported in Summary on SF281			
YTD Actions	YTD %	YTD \$(000)	YTD % \$	YTD Actions	YTD %	YTD \$(000)	YTD % \$
142,173	100.000	76,961,217	100.000	8,711,062	100.000	9,417,642	100.000
59	0.041	8,259	0.011	1,136	0.013	2,838	0.030
2,593	1.824	490,948	0.638	408,060	4.684	379,076	4.025
1,217	0.856	154,748	0.201	61,962	0.711	61,553	0.654
82,779	58.224	56,561,004	73.493	5,448,303	62.545	5,962,970	63.317
202	0.142	68,951	0.090	3,376	0.039	3,091	0.033
3,001	2.111	10,329,054	13.421	10,103	0.116	16,369	0.174
1,186	0.834	336,483	0.437	411,501	4.724	280,039	2.974
262	0.184	63,002	0.082	8,329	0.096	9,898	0.105
3,884	2.732	485,428	0.631	226,063	2.595	144,660	1.536
787	0.554	322,375	0.419	330,028	3.789	155,025	1.646
571	0.402	148,911	0.193	14,843	0.170	20,407	0.217
529	0.372	127,618	0.166	8,812	0.101	27,899	0.296
1,469	1.033	485,722	0.631	117,078	1.344	134,958	1.433
813	0.572	341,627	0.444	91,291	1.048	865,679	9.192
11	0.008	691	0.001	584	0.007	329	0.003
0	0.000	0	0.000	679	0.008	351	0.004
242	0.170	107,878	0.140	1,152	0.013	11,277	0.120
0	0.000	0	0.000	2,446	0.028	1,255	0.013
0	0.000	0	0.000	0	0.000	0	0.000
0	0.000	0	0.000	0	0.000	0	0.000
14	0.010	4,571	0.006	730	0.008	1,192	0.013
14	0.010	940	0.001	558	0.006	1,606	0.017
2,706	1.903	380,243	0.494	17,990	0.207	18,038	0.192
232	0.163	23,131	0.030	2,508	0.029	1,865	0.020
12	0.008	2,140	0.003	232	0.003	495	0.005
6	0.004	258	0.000	856	0.010	556	0.006
206	0.145	105,393	0.137	3,348	0.038	6,609	0.070
7	0.005	246	0.000	346	0.004	360	0.004
3	0.002	174	0.000	185	0.002	278	0.003
0	0.000	0	0.000	0	0.000	0	0.000
0	0.000	0	0.000	50	0.001	53	0.001
13	0.009	1,461	0.002	1,282	0.015	1,899	0.020
10,149	7.138	769,627	1.000	218,706	2.511	237,837	2.525
8	0.006	532	0.001	659	0.008	1,748	0.019
19	0.013	1,392	0.002	454	0.005	320	0.003
0	0.000	0	0.000	642	0.007	922	0.010
5,080	3.573	4,422,870	5.747	35,594	0.409	68,890	0.731
49	0.034	7,265	0.009	3,257	0.037	2,125	0.023
0	0.000	0	0.000	91	0.001	38	0.000
5	0.004	806	0.001	370	0.004	253	0.003
6	0.004	522	0.001	701	0.008	805	0.009
24	0.017	1,689	0.002	783	0.009	801	0.009
58	0.041	843	0.001	59	0.001	34	0.000
138	0.097	105,553	0.137	803	0.009	1,976	0.021
4	0.003	687	0.001	149	0.002	216	0.002
233	0.164	33,215	0.043	1,890	0.022	4,126	0.044
1	0.001	16	0.000	217	0.002	106	0.001
61	0.043	4,258	0.006	5,475	0.063	4,757	0.051
54	0.038	5,693	0.007	5,820	0.067	8,720	0.093
5	0.004	1,043	0.001	138	0.002	266,281	2.827
36	0.025	2,732	0.004	1,118	0.013	1,634	0.017
20	0.014	3,650	0.005	1,080	0.012	2,318	0.025
5	0.004	271	0.000	502	0.006	522	0.006
97	0.068	12,876	0.017	3,778	0.043	6,804	0.072
236	0.166	17,405	0.023	12,332	0.142	7,283	0.077
814	0.573	221,200	0.287	61,242	0.703	84,111	0.893
169	0.119	29,913	0.039	13,401	0.154	17,014	0.181
11	0.008	1,082	0.001	77	0.001	129	0.001
22,073	15.525	764,821	0.994	1,167,893	13.407	587,247	6.236

FEDERAL PROCUREMENT DATA SYSTEM
SF279/SF281 COMPARISON
Fiscal Year 1988 Through Second Quarter

ACTIONS

DOLLARS



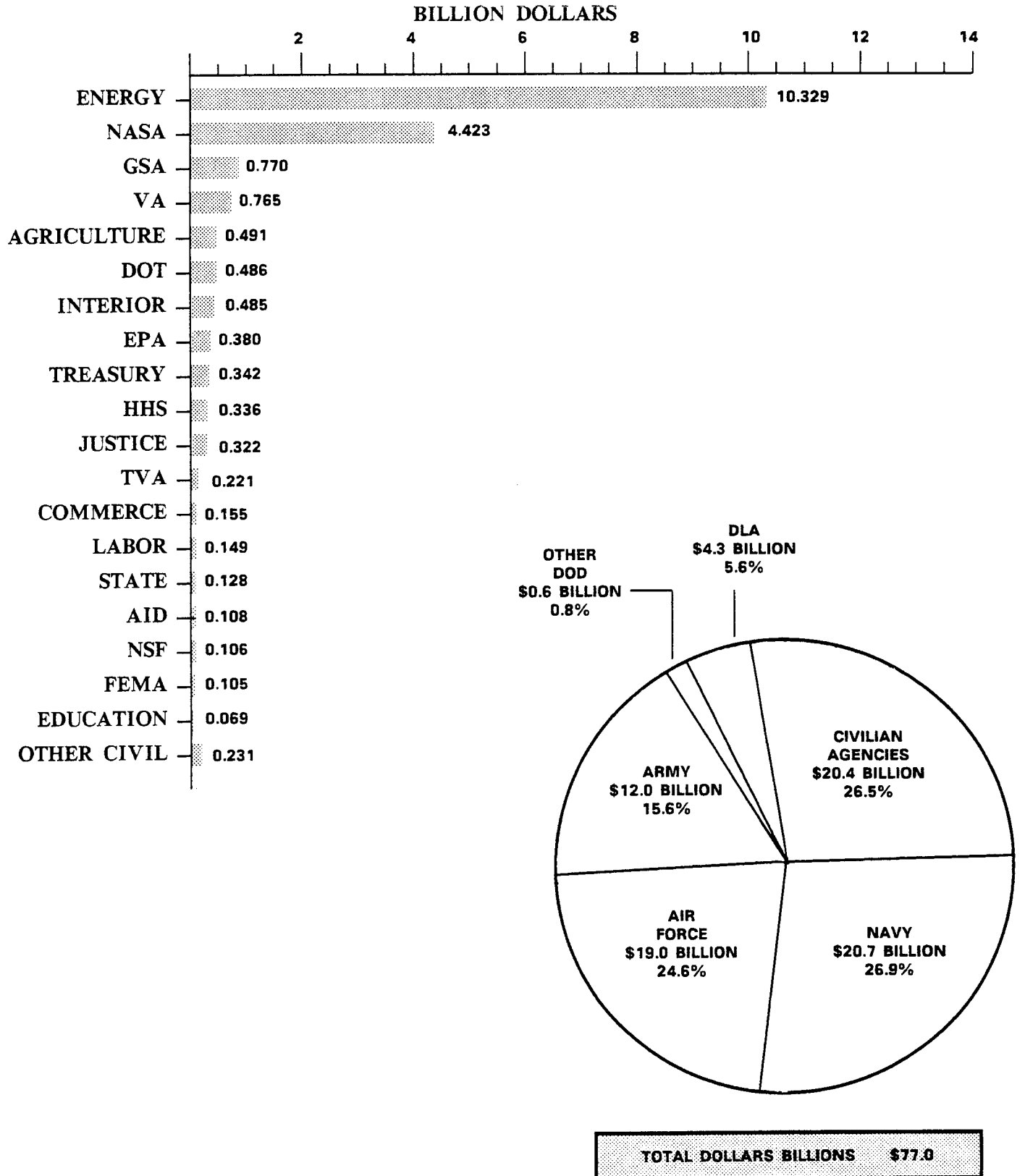
TOTAL ACTIONS 8,853,235

TOTAL DOLLARS BILLIONS \$ 86.4

CONTRACT DOLLARS BY EXECUTIVE DEPARTMENTS AND AGENCIES

Actions Reported Individually on SF279

Fiscal Year 1988 Through Second Quarter



FEDERAL PROCUREMENT DATA SYSTEM
FEDERAL PROCUREMENT BY STATE
 Actions Reported Individually on SF279
 Fiscal Year 1988 Through Second Quarter

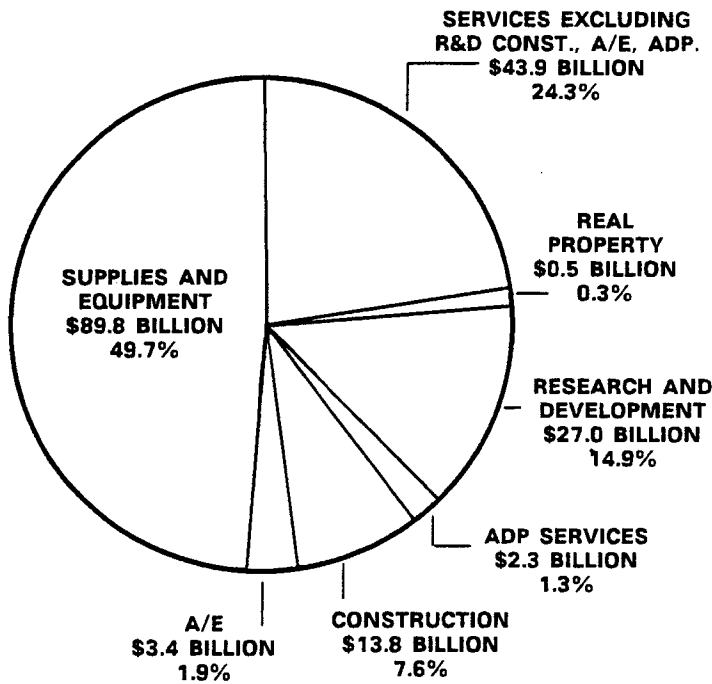
	Number of Procurement Actions	Total Dollars (000)	Percent of Total Dollars	Dollar Rank	Rank Last Fiscal Year
TOTAL FEDERAL	142,173	76,961,217	100.000		
ALABAMA	2,611	1,091,506	1.418	20	21
ALASKA	564	186,254	0.242	40	38
ARIZONA	2,058	1,511,561	1.964	18	15
ARKANSAS	953	580,729	0.755	27	35
CALIFORNIA	18,063	13,146,391	17.082	1	1
COLORADO	2,350	2,224,407	2.890	12	16
CONNECTICUT	3,050	2,361,226	3.068	10	10
DELAWARE	230	139,237	0.181	45	47
WASHINGTON DC	3,386	933,803	1.213	22	22
FLORIDA	5,063	3,661,629	4.758	5	6
GEORGIA	3,072	558,786	0.726	29	13
HAWAII	608	146,426	0.190	43	42
IDAHO	440	349,958	0.455	34	39
ILLINOIS	4,030	1,109,164	1.441	19	19
INDIANA	2,275	699,607	0.909	25	23
IOWA	954	222,875	0.290	37	36
KANSAS	1,267	464,395	0.603	32	30
KENTUCKY	1,354	207,552	0.270	38	32
LOUISIANA	1,219	906,330	1.178	23	24
MAINE	395	343,931	0.447	35	34
MARYLAND	7,531	2,325,231	3.021	11	8
MASSACHUSETTS	4,389	3,916,086	5.088	3	5
MICHIGAN	3,021	504,255	0.655	31	25
MINNESOTA	2,144	803,604	1.044	24	20
MISSISSIPPI	1,175	1,890,271	2.456	15	27
MISSOURI	2,645	2,834,582	3.683	7	7
MONTANA	352	58,716	0.076	49	48
NEBRASKA	955	187,274	0.243	39	44
NEVADA	414	547,047	0.711	30	33
NEW HAMPSHIRE	548	94,724	0.123	46	43
NEW JERSEY	4,547	1,842,964	2.395	16	14
NEW MEXICO	1,083	2,220,631	2.885	13	18
NEW YORK	7,143	3,752,765	4.876	4	2
NORTH CAROLINA	2,720	565,237	0.734	28	29
NORTH DAKOTA	317	43,039	0.056	50	46
OHIO	5,390	2,849,679	3.703	6	9
OKLAHOMA	1,110	268,666	0.349	36	37
OREGON	1,179	165,624	0.215	42	40
PENNSYLVANIA	5,568	2,530,203	3.288	9	11
RHODE ISLAND	666	175,762	0.228	41	41
SOUTH CAROLINA	1,286	986,991	1.282	21	26
SOUTH DAKOTA	368	33,379	0.043	51	49
TENNESSEE	1,869	1,560,239	2.027	17	17
TEXAS	7,777	5,503,728	7.151	2	3
UTAH	994	637,377	0.828	26	28
VERMONT	306	64,004	0.083	48	50
VIRGINIA	9,571	2,628,884	3.416	8	4
WASHINGTON	2,744	2,111,022	2.743	14	12
WEST VIRGINIA	914	142,057	0.185	44	45
WISCONSIN	2,173	350,243	0.455	33	31
WYOMING	237	68,685	0.089	47	51
OTHER	7,095	4,452,481	5.785		

FEDERAL PROCUREMENT BY MAJOR PRODUCT/SERVICE CATEGORY

Actions Reported Individually on SF279


Fiscal Year 1988 Through Second Quarter

1987



TOTAL DOLLARS BILLIONS \$180.7

1988 YTD



TOTAL DOLLARS BILLIONS \$77.0

FEDERAL PROCUREMENT DATA SYSTEM

RESEARCH AND DEVELOPMENT - SUMMARY BY R & D CATEGORY

Actions Reported Individually on SF279

Fiscal Year 1988 Through Second Quarter

	Year to Date	
	Number of Actions	Dollars (000)
TOTAL FEDERAL RESEARCH AND DEVELOPMENT.....	12,652	14,274,401
AA Agriculture.....	10	5,923
AB Community Services & Development.....	1	144
AC Defense Systems.....	3,917	8,438,134
AD Defense - Other.....	2,995	1,202,879
AE Economic Growth & Productivity.....	9	2,966
AF Education.....	32	6,738
AG Energy.....	651	472,563
AH Environment.....	458	69,863
AJ General Science & Technology.....	596	120,185
AK Housing.....	3	205
AM International Affairs & Cooperation.....	1	150
AN Medical.....	537	179,700
AP Natural Resources.....	49	3,049
AQ Social Services.....	4	199
AR Space.....	2,151	2,797,736
AS Transportation - Modal.....	43	1,752
AT Transportation - General.....	145	11,339
AU Transportation - Commodity.....	6	124
AV Mining.....	4	258
AZ Other R & D.....	1,040	960,494

OTHER SERVICES AND CONSTRUCTION - SUMMARY BY SERVICE CATEGORY

Actions Reported Individually on SF279

Fiscal Year 1988 Through Second Quarter

	Year to Date	
	Number of Actions	Dollars (000)
TOTAL FEDERAL OTHER SERVICES AND CONSTRUCTION.....	66,321	28,283,697
F Natural Resource Management.....	1,332	232,896
G Social Services.....	747	73,729
H Quality Control, Testing and Inspection Services.....	656	253,647
J Maintenance, Repair and Rebuilding of Equipment.....	9,981	3,383,554
K Modification of Equipment.....	505	634,109
L Technical Representative Services.....	679	285,653
M Operation of Government-Owned Facility.....	1,851	11,608,362
N Installation of Equipment.....	286	92,838
P Salvage Service.....	387	52,083
Q Medical Service.....	9,147	348,942
R Professional, Technical and Management Services.....	15,527	5,061,215
S Utilities and Housekeeping Services.....	8,529	1,958,310
T Photographic, Mapping, Printing And Publication Services...	732	105,208
U Training Services.....	1,376	573,994
V Transportation and Travel.....	2,300	610,903
W Lease or Rental of Equipment.....	1,918	314,021
X Lease or Rental of Facilities.....	1,367	118,615
Y Construction of Structures and Facilities.....	4,189	1,619,217
Z Maintenance, Repair or Alteration of Real Property.....	4,812	956,401

FEDERAL PROCUREMENT DATA SYSTEM
SUPPLIES AND EQUIPMENT - SUMMARY BY FSC GROUP
Actions Reported Individually on SF279
Fiscal Year 1988 Through Second Quarter

	Year to Date	
	Number of Actions	Dollars (000)
TOTAL FEDERAL SUPPLIES AND EQUIPMENT	63,200	34,403,119
10 Weapons.....	571	919,708
11 Nuclear Ordinance.....	35	23,307
12 Fire Control Equipment.....	586	414,281
13 Ammunition & Explosives.....	560	871,450
14 Guided Missiles.....	791	4,648,590
15 Aircraft & Airframe Structure.....	1,661	5,039,960
16 Aircraft Components & Accessories.....	2,118	1,283,666
17 Aircraft Launching, Landing & Ground Handling Equipm....	243	91,984
18 Space Vehicles.....	169	784,455
19 Ships, Small Craft, Pontoons & Floating Docks.....	517	2,432,033
20 Ship & Marine Equipment.....	272	427,902
22 Railway Equipment.....	10	1,718
23 Ground Effect & Motor Vehicles, Trailers & Cycles.....	375	932,653
24 Tractors.....	66	10,403
25 Vehicular Equipment Components.....	682	301,024
26 Tires & Tubes.....	153	44,902
28 Engines, Turbines & Components.....	1,550	2,540,172
29 Engine Accessories.....	898	146,341
30 Mechanical Power Transmission Equipment.....	346	30,740
31 Bearings.....	348	52,473
32 Woodworking Machinery and Equipment.....	10	824
34 Metalworking Machinery.....	350	62,154
35 Service & Trade Equipment.....	114	6,932
36 Special Industrial Machinery.....	447	53,055
37 Agricultural Machinery & Equipment.....	45	1,412
38 Construction, Mining, Excavating & Highway Maint Equip.....	166	71,797
39 Materials Handling Equipment.....	318	120,495
40 Rope, Cable, Chain and Fittings.....	150	13,915
41 Refrigeration, Air Condition & Air Circulation Equipment...	435	43,077
42 Fire-Fighting, Rescue & Safety Equipment.....	261	96,554
43 Pumps and Compressors.....	556	59,637
44 Furnace, Steam Plant & Drying Equip: Nuclear Reacto.....	269	1,100,662
45 Plumbing, Heating & Sanitation Equipment.....	127	15,192
46 Water Purification & Sewage Treatment Equipment.....	48	6,906
47 Pipe, Tubing, Hose & Fittings.....	530	39,102
48 Valves.....	693	51,751
49 Maintenance & Repair Ship Equipment.....	763	211,646
51 Hand Tools.....	1,152	35,340
52 Measuring Tools.....	99	2,448
53 Hardware & Abrasives.....	726	58,016

FEDERAL PROCUREMENT DATA SYSTEM

SUPPLIES AND EQUIPMENT – SUMMARY BY FSC GROUP–Continued

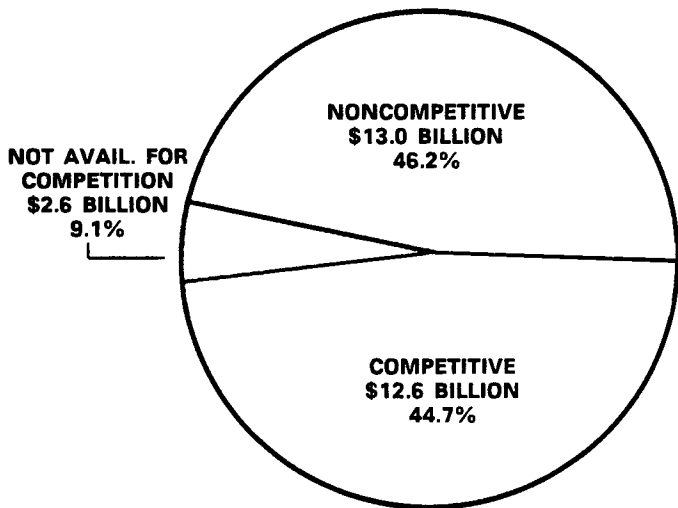
Actions Reported Individually on SF279

Fiscal Year 1988 Through Second Quarter

	Year to Date	
	Number of Actions	Dollars (000)
54 Prefabricated Structures & Scaffolding.....	156	40,760
55 Lumber, Millwork, Plywood & Veneer.....	280	17,873
56 Construction & Building Material.....	287	19,022
58 Communication, Detection & Coherent Radiation Equipment....	3,624	2,171,125
59 Electrical/Electronic Equipment Components.....	2,294	394,993
60 Fiber Optics Materials, Components, Assemblies & Accs.....	31	4,266
61 Electric Wire & Power Distribution Equipment.....	1,263	239,288
62 Lighting Fixtures & Lamps.....	339	42,057
63 Alarm & Signal Systems.....	130	37,979
65 Medical, Dental & Veterinarian Equipment & Supplies.....	6,488	485,158
66 Instruments & Laboratory Equipment.....	2,942	509,505
67 Photographic Equipment.....	371	24,263
68 Chemicals & Chemical Products.....	644	44,440
69 Training Aids & Devices.....	295	234,864
70 General Purpose ADP Equip, Software, Supplies & Support....	5,876	1,018,571
71 Furniture.....	1,653	82,513
72 Household & Commercial Furnishings & Appliances.....	438	17,655
73 Food Preparation & Service Equipment.....	505	31,998
74 Office Machines & Visible Record Equipment.....	244	30,925
75 Office Supplies & Devices.....	2,173	77,152
76 Books, Maps & Other Publications.....	370	56,713
77 Musical Instruments, Phonographs & Home-type Radios.....	17	673
78 Recreational & Athletic Equipment.....	69	2,211
79 Cleaning Equipment & Supplies.....	742	30,735
80 Brushes, Paints, Sealers & Adhesives.....	621	30,624
81 Containers, Packaging & Packing Supplies.....	920	72,818
83 Textiles, Leather, Fur, Apparel, Shoe Find, Tents & Flags...	195	85,620
84 Clothing, Individual Equipment & Insignia.....	588	332,671
85 Toiletries.....	385	21,386
87 Agricultural Supplies.....	100	14,099
88 Live Animals.....	33	2,660
89 Subsistence.....	6,717	1,302,157
91 Fuel, Lubricants, Oils & Waxes.....	1,114	2,400,920
93 Nonmetallic Fabricated Materials.....	225	42,954
94 Nonmetallic Crude Materials.....	10	730
95 Metal Bars, Sheets & Shapes.....	258	34,330
96 Ores, Minerals & Their Primary Products.....	112	214,373
99 Miscellaneous.....	1,477	1,184,207
E Real Property, Purchase.....	4	154

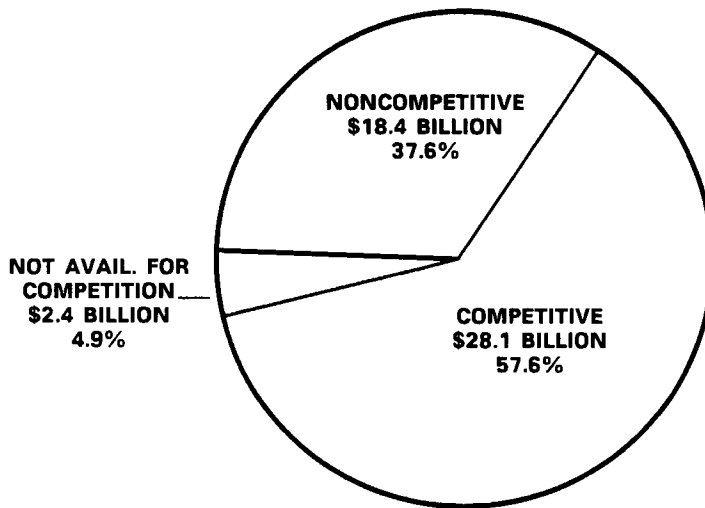
FEDERAL PROCUREMENT DATA SYSTEM
DEGREE OF COMPETITIVENESS
 Actions Reported Individually on SF279
 Fiscal Year 1988 Through Second Quarter

PRE-CICA ACTIONS REPORTED INDIVIDUALLY ON SF279



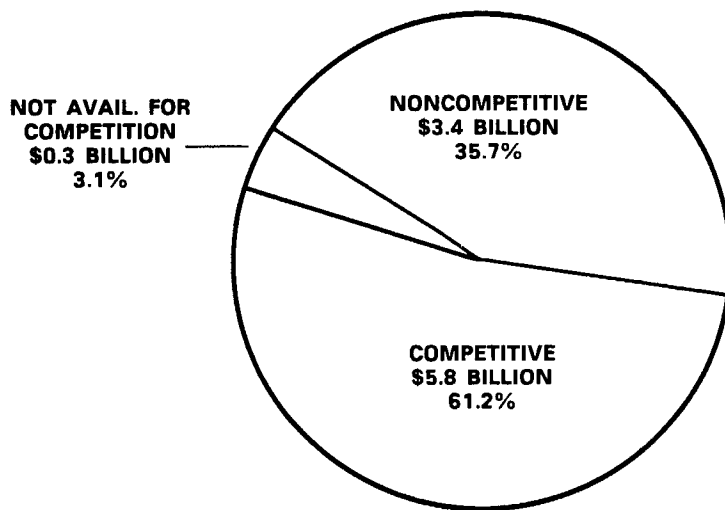
TOTAL DOLLARS BILLIONS \$28.1

POST-CICA ACTIONS REPORTED INDIVIDUALLY ON SF279



TOTAL DOLLARS BILLIONS \$48.8

ACTIONS REPORTED IN SUMMARY ON SF281



TOTAL DOLLARS BILLIONS \$9.4

FEDERAL PROCUREMENT DATA SYSTEM
COMPETITION STATISTICS
 Fiscal Year 1988 Through Second Quarter

PROCUREMENT ACTIONS OVER \$25,000**	NUMBER OF ACTIONS	PERCENTAGE OF ACTIONS	DOLLAR OBLIGATIONS (000)	PERCENTAGE OF DOLLARS
I. Actions Available For Competition				
A. Actions Completed (1)	74,271	77%	40,483,446	56%
B. Follow-on To Completed Actions (2)	2,808	3%	6,966,895	10%
C. Actions Not Completed (3)	18,854	20%	24,356,860	34%
D. Total Available	95,933	100%	71,807,201	100%
II. Actions Not Available for Competition (4)	13,833		4,849,484	
III. Totals*	109,766		76,656,685	
PROCUREMENT ACTIONS \$25,000 and Under***	NUMBER OF ACTIONS	PERCENTAGE OF ACTIONS	DOLLAR OBLIGATIONS (000)	PERCENTAGE OF DOLLARS
I. Actions Available For Competition				
A. Actions Completed (1 & 5)	4,144,554	49%	5,955,351	64%
B. Actions Not Completed (3 & 6)	4,329,098	51%	3,394,311	36%
C. Total Available	8,473,652	100%	9,349,662	100%
II. Actions Not Available for Competition (7)	269,817		372,512	
III. Totals*	8,743,469		9,722,174	

- Note 1. Includes the following three categories of competed actions under CICA: a) Full and Open Competition; b) Other than Full and Open Competition - more than one offer/bid received; and c) Full and Open Competition - only one offer/bid received. It also includes the Pre-CICA categories of Competition: (i) Two-step Formal Advertising, (ii) Other Formal Advertising, and (iii) Negotiated Competitive.
- Note 2. Includes Pre-CICA - Extent of Competition Code B3 and Post-CICA - Authority for Other than Full and Open Competition, Code B.
- Note 3. Includes Post-CICA - Other than Full and Open Competition - one offer/bid. Excludes authorized by statute, authorized resale and utilities (except telecommunications). It also includes Pre-CICA categories of negotiated noncompetitive excluding 8(a) Awards.
- Note 4. Actions not available for Competition.
 (1) Procurement authorized/required by statute
 (2) Awards made under Section 8(a) of the Small Business Act
 (3) Utilities (excluding telecommunications)
 (4) Directed acquisition for foreign government
 (5) Brand name products for authorized resale
- Note 5. Includes Formally Advertised, Two-step Formally Advertised, Negotiated Competitive, and GSA Schedule contracts, and Competitive Small Purchases (Post-CICA).
- Note 6. Includes Negotiated Non-Competitive (Excluding 8(a) awards), Non-Competitive Small Purchases (Post CICA).
- Note 7. Includes Directed Contracts for Foreign Governments, Tariff or Regulated Acquisitions, Another Agencies Contracts, and 8(a) Awards from SF 281. Also included are civilian agencies' SF 279 actions for items cited in Note 4.

*Number of actions and dollars do not match other Federal totals because the chart displays statistics comparable to the Competition Advocates Report to Congress.

**Includes procurement actions that round down to exactly \$25K. In theory, actions that round up to \$25K fall below the threshold and, therefore, are reported on the SF 281.

***Includes data from SF 281 plus procurement actions under \$25K that were reported on the SF 279.

FEDERAL PROCUREMENT DATA SYSTEM

TOP 100 FEDERAL CONTRACTORS

Actions Reported Individually on SF279

Fiscal Year 1988 Through Second Quarter

	Number of Procurement Actions	Percent of Actions	Dollars (000)	Percent of Dollars
TOTAL FEDERAL	142,173	100.00	76,961,217	100.00
TOP 100 SUBTOTAL	28,563	20.09	52,982,128	68.84
1 MC DONNELL DOUGLAS CORPORATION.....	1,005	.71	3,991,772	5.19
2 GENERAL ELECTRIC COMPANY.....	1,669	1.17	3,803,927	4.94
3 GENERAL DYNAMICS CORPORATION.....	749	.53	3,369,979	4.38
4 MARTIN MARIETTA CORPORATION.....	427	.30	3,288,883	4.27
5 LOCKHEED CORPORATION.....	875	.62	2,481,958	3.22
6 ROCKWELL INTERNATIONAL CORP.....	1,026	.72	2,199,994	2.86
7 RAYTHEON COMPANY.....	527	.37	2,090,994	2.72
8 WESTINGHOUSE ELECTRIC CORP.....	630	.44	2,043,768	2.66
9 LITTON INDUSTRIES INC.....	421	.30	2,018,748	2.62
10 UNITED TECHNOLOGIES CORP.....	812	.57	1,721,750	2.24
11 UNIVERSITY OF CALIFORNIA.....	150	.11	1,715,361	2.23
12 BOEING COMPANY THE.....	911	.64	1,499,523	1.95
13 GENERAL MOTORS CORPORATION.....	1,048	.74	1,425,592	1.85
14 AMERICAN TELE & TELG COMPANY.....	508	.36	1,344,886	1.75
15 GRUMMAN CORPORATION.....	506	.36	1,168,307	1.52
16 ALLIED-SIGNAL INC.....	917	.64	834,935	1.08
17 DU PONT E I DE NMOURS COMPANY.....	148	.10	780,412	1.01
18 UNISYS CORPORATION.....	1,485	1.04	727,946	.95
19 TRW INC.....	438	.31	706,551	.92
20 EG&G INC.....	171	.12	688,655	.89
21 CALIFORNIA INST OF TECHNOLOGY.....	276	.19	623,519	.81
22 LTV CORPORATION.....	219	.15	586,441	.76
23 INTERNATIONAL BUS MCHS CORP.....	1,013	.71	524,457	.68
24 HONEYWELL INC.....	929	.65	513,375	.67
25 MORTON THIOKOL INC.....	101	.07	485,200	.63
26 ITT CORPORATION.....	333	.23	392,245	.51
27 SINGER COMPANY THE.....	333	.23	371,036	.48
28 BELL AND BARING.....	3	.00	368,604	.48
29 AEROSPACE CORPORATION.....	10	.01	367,064	.48
30 NORTHROP CORPORATION.....	306	.22	326,176	.42
31 FORD MOTOR COMPANY.....	216	.15	324,485	.42
32 GENCORP INC.....	116	.08	318,123	.41
33 TEXTRON INC.....	538	.38	309,043	.40
34 PAN AM CORPORATION.....	150	.11	304,031	.40
35 HERCULES INCORPORATED.....	164	.12	299,018	.39
36 COMPUTER SCIENCES CORPORATION.....	782	.55	296,275	.38
37 ASSOCIATED UNIVERSITIES INC.....	23	.02	284,923	.37
38 BATH ACQUISITION CORPORATION.....	68	.05	284,315	.37
39 MITRE CORPORATION.....	45	.03	267,223	.35
40 FMC CORPORATION.....	77	.05	262,520	.34
41 UNIVERSITY OF CHICAGO THE.....	18	.01	237,510	.31
42 ROYAL DUTCH PETROLEUM CO.....	11	.01	236,263	.31
43 TENNECO INC.....	174	.12	225,827	.29
44 MASON COMPANY THE .DE.....	46	.03	219,968	.29
45 TEXAS INSTRUMENTS INCORPORATED.....	173	.12	212,760	.28
46 DYNACORP.....	208	.15	209,960	.27
47 MOBIL CORPORATION.....	36	.03	209,592	.27
48 TELEDYNE INC.....	359	.25	198,494	.26
49 UNIVERSITIES RESEARCH ASSN.....	15	.01	192,961	.25
50 OLIN CORPORATION.....	94	.07	192,352	.25

FEDERAL PROCUREMENT DATA SYSTEM
TOP 100 FEDERAL CONTRACTORS-Continued
Actions Reported Individually on SF279
Fiscal Year 1988 Through Second Quarter

	Number of Procurement Actions	Percent of Actions	Dollars (000)	Percent of Dollars
51 MASSACHSTTS INST OF TECHNOLOGY.....	83	.06	176,739	.23
52 BECHTEL GROUP INC.....	51	.04	175,207	.23
53 TEXACO INC.....	3	.00	168,752	.22
54 CHEVRON CORPORATION.....	89	.06	166,013	.22
55 PENN CENTRAL CORPORATION.....	247	.17	156,788	.20
56 MOTOROLA INC.....	345	.24	152,699	.20
57 HARRIS CORPORATION.....	255	.18	149,620	.19
58 SCIENCE APPLICATIONS INTL CORP.....	432	.30	149,283	.19
59 MONSANTO COMPANY.....	41	.03	146,342	.19
60 GTE CORPORATION.....	270	.19	145,599	.19
61 BATTELLE MEMORIAL INSTITUTE.....	155	.11	142,740	.19
62 COASTAL CORPORATION.....	26	.02	141,558	.18
63 AMOCO CORPORATION.....	8	.01	136,994	.18
64 EASTMAN KODAK COMPANY.....	499	.35	136,885	.18
65 GOODYEAR TIRE & RUBBER CO.....	75	.05	132,878	.17
66 ITT & VARD JOINT VENTURE.....	1	.00	130,045	.17
67 UNC INCORPORATED.....	54	.04	123,861	.16
68 VINNELL CORPORATION.....	22	.02	117,151	.15
69 UNITED INDUSTRIAL CORPORATION.....	85	.06	113,800	.15
70 KUWAIT NATIONAL PETROLEUM CO (.....	3	.00	113,094	.15
71 STANFORD LELAND JUNIOR UNIV.....	67	.05	110,929	.14
72 DRAPER CHARLES STARK LAB INC.....	44	.03	110,497	.14
73 LORAL CORPORATION.....	166	.12	106,032	.14
74 G E C INCORPORATED.....	134	.09	105,512	.14
75 CHRYSLER CORPORATION.....	132	.09	101,567	.13
76 DAY & ZIMMERMANN INC.....	95	.07	97,426	.13
77 JOHNS HOPKINS UNIVERSITY.....	29	.02	96,054	.12
78 NORTH AMERICAN PHILIPS CORP.....	216	.15	95,295	.12
79 TIGER INTERNATIONAL INC.....	100	.07	92,617	.12
80 EMERSON ELECTRIC CO.....	238	.17	91,806	.12
81 GOULD INC.....	143	.10	91,574	.12
82 SCHNEIDER INC.....	12	.01	89,315	.12
83 KAMAN CORPORATION.....	133	.09	86,620	.11
84 MORRISON KNUDSEN CORPORATION.....	54	.04	84,858	.11
85 E-SYSTEMS INC.....	122	.09	84,356	.11
86 EXXON CORPORATION.....	12	.01	83,604	.11
87 CONTROL DATA CORPORATION.....	243	.17	83,537	.11
88 SVERDRUP CORPORATION.....	45	.03	77,334	.10
89 ARVIN INDUSTRIES INC.....	133	.09	77,050	.10
90 TRANSWORLD OIL AMERICA INC.....	2	.00	76,697	.10
91 OHIO VALLEY ELECTRIC CORP.....	2	.00	76,375	.10
92 ENSERCH CORPORATION.....	213	.15	75,902	.10
93 DIGITAL EQUIPMENT CORPORATION.....	808	.57	73,978	.10
94 BDM INTERNATIONAL INC.....	185	.13	73,543	.10
95 EUROPEON UTILITY CO.....	94	.07	72,323	.09
96 XEROX CORPORATION.....	854	.60	72,316	.09
97 SOBERBIO INC.....	1	.00	70,907	.09
98 EMHART CORPORATION.....	101	.07	68,232	.09
99 ICI AMERICNA HOLDINGS.....	51	.04	67,325	.09
100 ATLANTIC RESEARCH CORPORATION.....	131	.09	64,798	.08

FEDERAL PROCUREMENT DATA SYSTEM
TOTAL FEDERAL SNAPSHOT REPORT

Actions Reported in Summary on SF281

Fiscal Year 1988 Through Second Quarter

Part I - Total Prime Acquisition Actions

Acquisition Method	Number of Actions	Net Dollar Amount (000)				
		Total	Small Business Concerns	Large Business Concerns	Educational & Non-Profit Institutions	Outside U.S./Outlying Areas
1. Total (2+7+8)	8,711,062	9,417,642				
2. Subtotal (3+4+5+6)	8,659,962	9,332,355	4,048,537*	4,077,185*	136,334*	444,935*
3. Formally Advertised (Including 2 Step)	221,635	352,332	162,741	182,417	857	6,317
4. Negotiated Competitive	3,354,791	3,947,902	2,476,134	1,134,279	6,112	331,377
5. Negotiated Non-Competitive	4,333,896	3,381,864	1,187,965	1,969,233	117,465	107,201
6. Procurement Under Another Agency's Contracts	749,640	1,650,257	221,697*	791,256*	11,900*	40*
6A. GSA Schedules	548,643	1,462,160	200,742*	767,577*	6,425*	32*
6B. Another Agency's Contracts	200,997	188,097	20,955*	23,679*	5,475*	8*
7. Directed Contracts For Foreign Governments	12,165	34,536				
8. Tariff Or Regulated Acquisitions	38,935	50,751				

Part II - Statistics on Selected Types of Acquisition

Type of Acquisition	Number of Actions	Net Dollar Amount (000)
9. Small Business Total Set-Asides	3,311,077	2,360,215
10. Small Business Partial Set-Asides	1,942	2,714
11. Total Labor Surplus Area Set-Asides	80,446	53,287
12. Total Labor Surplus Area/Small Business Set-Asides	179,332	76,060
13. Acquisitions From Minority and Disadvantaged Business Enterprises (13A + 13B)	210,277	148,095
13A. Directed to Large Or Small Minority Business Enterprises	202,293	129,240
13B. Small Business - Disadvantaged 8(A)	5,722	18,529
14. Women-Owned Business	187,519	155,525

* DOD DOES NOT REPORT THIS DATA, THEREFORE DOLLARS DO NOT ADD ACROSS AND UP TO EQUAL THE LISTED TOTALS AND SUBTOTALS

TOTAL FEDERAL SNAPSHOT REPORT

Actions Reported Individually on SF279

Fiscal Year 1988 Through Second Quarter

	PRE-CICA		POST-CICA		PRE- & POST-CICA			
	Actions	Dollars (000)	Actions	Dollars (000)	Actions	Percents of Actions	Dollars (000)	Percentage of Dollars (000)
Total	25,615	28,121,492	116,558	48,839,725	142,173	100.000	76,961,217	100.000
Subject To Statutory Requirements								
Walsh Healy Act - Mfg	9,503	12,312,040	46,222	30,885,099	55,725	39.195	43,197,139	56.128
Walsh Healy Act - Dealer	975	325,344	8,326	1,783,665	9,301	6.542	2,109,009	2.740
Service Contract Act	4,610	2,555,494	23,338	4,198,902	27,948	19.658	6,754,396	8.776
Davis Bacon Act	786	206,643	7,136	1,963,520	7,922	5.572	2,170,163	2.820
Not subject to Above 3 Acts	9,741	12,721,971	31,536	10,008,539	41,277	29.033	22,730,510	29.535
Kind of Contract Action								
Initial Letter Contract	11	55,576	202	408,796	213	0.150	464,372	0.603
Def. Cont. Superseding Letter Contract	28	220,116	131	211,571	159	0.112	431,687	0.561
New Definitive Contract	612	332,641	34,000	16,803,332	34,612	24.345	17,135,973	22.266
Order Under Agency's Contract	9,394	1,927,286	41,717	5,675,052	51,111	35.950	7,602,338	9.878
Modification	13,114	25,418,961	32,475	25,293,876	45,589	32.066	50,712,837	65.894
GSA Schedule	1,739	166,492	7,050	480,217	8,789	6.182	646,709	0.840
Order Under Other Agency's Contract	531	36,601	407	78,591	938	0.660	115,192	0.150
Termination for Default	32	-9,339	136	-29,717	168	0.118	-39,056	-0.051
Termination for Convenience	154	-26,842	440	-81,993	594	0.418	-108,835	-0.141
Labor Surplus Area (LSA)								
Total Set-Aside	270	36,886	531	174,376	801	0.563	211,262	0.275
Partial Set-Aside (DOD contracts)	0	0	40	12,527	40	0.028	12,527	0.016
Tie Bid Preference	4	7,689	68	9,820	72	0.051	17,509	0.023
Total LSA/Small Bus. Set-Aside	117	2,654	1,905	168,922	2,022	1.422	171,576	0.223
Comb. Sm. Bus. Partial LSA (DOD contracts)	0	0	38	30,462	38	0.027	30,462	0.040
Subtotal:	391	47,229	2,582	396,107	2,973	2.091	443,336	0.576
LSA No Preference Given	25,224	28,074,263	113,976	48,443,618	139,200	97.909	76,517,881	99.424
Product or Service								
Supplies & Equipment	6,364	7,386,405	50,956	25,997,989	57,320	40.317	33,384,394	43.378
Research & Development	3,389	6,828,861	9,263	7,445,540	12,652	8.899	14,274,401	18.548
Construction	882	313,586	8,119	2,262,032	9,001	6.331	2,575,618	3.347
Architect Engineering	950	232,591	2,758	862,472	3,708	2.608	1,095,063	1.423
Automatic Data Processing Services	1,526	394,343	2,304	745,891	3,830	2.694	1,140,234	1.482
ADP Equipment, Purchase & Lease	1,830	464,714	4,745	726,367	6,575	4.625	1,191,081	1.548
Real Property, Purchase & Lease	729	59,662	642	59,107	1,371	0.964	118,769	0.154
Other Services	9,945	12,441,330	37,771	10,740,327	47,716	33.562	23,181,657	30.121

FEDERAL PROCUREMENT DATA SYSTEM
TOTAL FEDERAL SNAPSHOT REPORT

Actions Reported Individually on SF279
 Fiscal Year 1988 Through Second Quarter

	PRE-CICA		POST-CICA		PRE- & POST-CICA			
	Actions	Dollars (000)	Actions	Dollars (000)	Actions	Percentage of Actions	Dollars (000)	Percentage of Dollars (000)
Methods of Contracting (Pre-CICA)								
2-step Formal Advertising	45	15,964	0	0	45	0.032	15,964	0.021
Other Formal Advertising	1,209	135,596	0	0	1,209	0.850	135,596	0.176
Negotiated Competitive	12,310	12,422,246	0	0	12,310	8.658	12,422,246	16.141
Negotiated Non-Competitive	6,913	13,017,302	0	0	6,913	4.862	13,017,302	16.914
Directed for Foreign Governments	1,581	1,555,900	0	0	1,581	1.112	1,555,900	2.022
Tariff or Regulated	2,735	798,193	0	0	2,735	1.924	798,193	1.037
8(a) Awards	822	176,291	0	0	822	0.578	176,291	0.229
Brand Name For Resale	0	0	0	0	0	0.000	0	0.000
Small Business Awards								
Small Business No Preference	3,335	388,357	27,585	3,476,267	30,920	21.748	3,864,624	5.022
Total Set-Asides	1,591	293,374	19,623	3,235,864	21,214	14.921	3,529,238	4.586
Partial Set-Asides	16	1,630	0	0	16	0.011	1,630	0.002
8(a) Awards	822	176,291	3,742	1,027,159	4,564	3.210	1,203,450	1.564
Subtotal:	5,764	859,652	50,950	7,739,290	56,714	39.891	8,598,942	11.173
Type of Contract								
Fixed Price	16,420	11,392,934	98,204	34,028,003	114,624	80.623	45,420,937	59.018
Cost Reimbursement	7,674	16,466,310	14,505	13,873,100	22,179	15.600	30,339,410	39.422
Time & Material	1,350	234,826	2,723	618,999	4,073	2.865	853,825	1.109
Labor Hour	171	27,422	1,126	319,623	1,297	0.912	347,045	0.451
Type of Contractor								
Business Concerns	22,828	24,090,190	105,827	44,422,927	128,655	90.492	68,513,117	89.023
Educational & Non-Profit	1,538	1,565,896	5,050	1,985,345	6,588	4.634	3,551,241	4.614
State/Local Government	314	1,841,571	1,568	235,037	1,882	1.324	2,076,608	2.698
Non-defined	935	623,835	4,113	2,196,416	5,048	3.551	2,820,251	3.665
Full and Open Competition (Post-CICA)								
Normal Full & Open Competition	0	0	46,417	19,615,097	46,417	32.648	19,615,097	25.487
Architect Engineering	0	0	1,359	208,438	1,359	0.956	208,438	0.271
Basic Research	0	0	1,256	344,301	1,256	0.883	344,301	0.447
Multiple Award	0	0	7,815	601,194	7,815	5.497	601,194	0.781
Alternate Source	0	0	72	977,966	72	0.051	977,966	1.271
Small Business Set-Aside	0	0	17,952	3,087,932	17,952	12.627	3,087,932	4.012
LSA Set-Aside	0	0	489	176,247	489	0.344	176,247	0.229
LSA/Small Business Set-Aside	0	0	1,676	149,584	1,676	1.179	149,584	0.194
Authority for Other Than Full and Open Competition (Post-CICA)								
Competitive								
Only One Source	0	0	275	109,560	275	0.193	109,560	0.142
Follow-on Contracts	0	0	42	6,297	42	0.030	6,297	0.008
Other	0	0	172	47,854	172	0.121	47,854	0.062
Unusual & Compelling Urgency	0	0	624	146,278	624	0.439	146,278	0.190
Mobilization/Essential R&D	0	0	938	2,499,980	938	0.660	2,499,980	3.248
International Agreement	0	0	3	191	3	0.002	191	0.000
National Security	0	0	168	124,813	168	0.118	124,813	0.162
Public Interest	0	0	3	274	3	0.002	274	0.000
Non-Competitive								
Only One Source	0	0	8,844	7,223,019	8,844	6.221	7,223,019	9.385
Follow-on Contracts	0	0	1,103	3,485,861	1,103	0.776	3,485,861	4.529
Other	0	0	4,507	3,866,403	4,507	3.170	3,866,403	5.024
Unusual & Compelling Urgency	0	0	2,047	1,085,791	2,047	1.440	1,085,791	1.411
Mobilization/Essential R&D	0	0	459	1,844,885	459	0.323	1,844,885	2.397
International Agreement	0	0	9	24,154	9	0.006	24,154	0.031
National Security	0	0	533	812,406	533	0.375	812,406	1.056
Public Interest	0	0	8	3,070	8	0.006	3,070	0.004
Not Available for Competition	5,209	2,550,252	18,360	2,379,831	23,569	16.578	4,930,083	6.406
Synopsis of Procurement Prior to Award								
Synopsized Prior to Award	12,543	16,282,987	63,690	39,111,125	76,233	53.620	55,394,112	71.977
Not Synopsized due to Emergency	411	194,884	3,947	1,314,367	4,358	3.065	1,509,251	1.961
Not Synopsized for Other Reasons	12,661	11,643,621	48,921	8,414,233	61,582	43.315	20,057,854	26.062
Women Owned Business	237	35,708	2,837	452,827	3,074	2.162	488,535	0.635
Full and Open with Only One Bidder/Offeror	0	0	9,752	2,320,242	9,752	6.859	2,320,242	3.015

FEDERAL PROCUREMENT DATA SYSTEM
EXECUTIVE OFFICE OF THE PRESIDENT SNAPSHOT REPORT

Actions Reported in Summary on SF281
 Fiscal Year 1988 Through Second Quarter

Part I - Total Prime Acquisition Actions

Acquisition Method	Number of Actions	Net Dollar Amount (000)				
		Total	Small Business Concerns	Large Business Concerns	Educational & Non-Profit Institutions	Outside U.S./ Outlying Areas
1. Total (2+7+8)	1,136	2,838				
2. Subtotal (3+4+5+6)	1,136	2,838	1,415	1,423	0	0
3. Formally Advertised (Including 2 Step)	0	0	0	0	0	0
4. Negotiated Competitive	52	141	125	16	0	0
5. Negotiated Non-Competitive	868	1,916	1,193	723	0	0
6. Procurement Under Another Agency's Contracts	216	781	97	684	0	0
6A. GSA Schedules	215	779	95	684	0	0
6B. Another Agency's Contracts	1	2	2	0	0	0
7. Directed Contracts For Foreign Governments	0	0				
8. Tariff Or Regulated Acquisitions	0	0				

Part II - Statistics on Selected Types of Acquisition

Type of Acquisition	Number of Actions	Net Dollar Amount (000)
9. Small Business Total Set-Asides	232	472
10. Small Business Partial Set-Asides	0	0
11. Total Labor Surplus Area Set-Asides	133	314
12. Total Labor Surplus Area/Small Business Set-Asides	88	163
13. Acquisitions From Minority and Disadvantaged Business Enterprises (13A + 13B)	5	18
13A. Directed to Large Or Small Minority Business Enterprises	5	18
13B. Small Business - Disadvantaged 8(A)	0	0
14. Women-Owned Business	43	99

EXECUTIVE OFFICE OF THE PRESIDENT SNAPSHOT REPORT

Actions Reported Individually on SF279
 Fiscal Year 1988 Through Second Quarter

	PRE-CICA		POST-CICA		PRE- & POST-CICA			
	Actions	Dollars (000)	Actions	Dollars (000)	Actions	Percents of Actions	Dollars (000)	Percentage of Dollars (000)
Total	1	30	58	8,229	59	100.000	8,259	100.000
Subject To Statutory Requirements								
Walsh Healy Act - Mfg	0	0	15	1,602	15	25.424	1,602	19.397
Walsh Healy Act - Dealer	0	0	1	141	1	1.695	141	1.707
Service Contract Act	0	0	19	4,503	19	32.203	4,503	54.522
Davis Bacon Act	0	0	0	0	0	0.000	0	0.000
Not subject to Above 3 Acts	1	30	23	1,983	24	40.678	2,013	24.373
Kind of Contract Action								
Initial Letter Contract	0	0	0	0	0	0.000	0	0.000
Def. Cont. Superseding Letter Contract	0	0	0	0	0	0.000	0	0.000
New Definitive Contract	0	0	5	420	5	8.475	420	5.085
Order Under Agency's Contract	0	0	2	132	2	3.390	132	1.598
Modification	1	30	28	5,670	29	49.153	5,700	69.016
GSA Schedule	0	0	21	1,845	21	35.593	1,845	22.339
Order Under Other Agency's Contract	0	0	2	162	2	3.390	162	1.961
Termination for Default	0	0	0	0	0	0.000	0	0.000
Termination for Convenience	0	0	0	0	0	0.000	0	0.000
Labor Surplus Area (LSA)								
Total Set-Aside	0	0	0	0	0	0.000	0	0.000
Partial Set-Aside (DOD contracts)	0	0	1	30	1	1.695	30	0.363
Tie Bid Preference	0	0	0	0	0	0.000	0	0.000
Total LSA/Small Bus. Set-Aside	0	0	0	0	0	0.000	0	0.000
Comb. Sm. Bus. Partial LSA (DOD contracts)	0	0	0	0	0	0.000	0	0.000
Subtotal:	0	0	1	30	1	1.695	30	0.363
LSA No Preference Given	1	30	57	8,199	58	98.305	8,229	99.637
Product or Service								
Supplies & Equipment	0	0	5	237	5	8.475	237	2.870
Research & Development	0	0	0	0	0	0.000	0	0.000
Construction	0	0	0	0	0	0.000	0	0.000
Architect Engineering	0	0	0	0	0	0.000	0	0.000
Automatic Data Processing Services	0	0	15	4,133	15	25.424	4,133	50.042
ADP Equipment, Purchase & Lease	0	0	14	1,770	14	23.729	1,770	21.431
Real Property, Purchase & Lease	0	0	0	0	0	0.000	0	0.000
Other Services	1	30	24	2,089	25	42.373	2,119	25.657

FEDERAL PROCUREMENT DATA SYSTEM
EXECUTIVE OFFICE OF THE PRESIDENT SNAPSHOT REPORT
Actions Reported Individually on SF279
Fiscal Year 1988 Through Second Quarter

	PRE-CICA		POST-CICA		PRE- & POST-CICA			
	Actions	Dollars (000)	Actions	Dollars (000)	Actions	Percentage of Actions	Dollars (000)	Percentage of Dollars (000)
Methods of Contracting (Pre-CICA)								
2-step Formal Advertising	0	0	0	0	0	0.000	0	0.000
Other Formal Advertising	0	0	0	0	0	0.000	0	0.000
Negotiated Competitive	0	0	0	0	0	0.000	0	0.000
Negotiated Non-Competitive	1	30	0	0	1	1.695	30	0.363
Directed for Foreign Governments	0	0	0	0	0	0.000	0	0.000
Tariff or Regulated	0	0	0	0	0	0.000	0	0.000
8(a) Awards	0	0	0	0	0	0.000	0	0.000
Brand Name For Resale	0	0	0	0	0	0.000	0	0.000
Small Business Awards								
Small Business No Preference	0	0	21	2,037	21	35.593	2,037	24.664
Total Set-Asides	0	0	0	0	0	0.000	0	0.000
Partial Set-Asides	0	0	0	0	0	0.000	0	0.000
8(a) Awards	0	0	1	72	1	1.695	72	0.872
Subtotal:	0	0	22	2,109	22	37.288	2,109	25.536
Type of Contract								
Fixed Price	1	30	52	4,584	53	89.831	4,614	55.866
Cost Reimbursement	0	0	3	3,431	3	5.085	3,431	41.543
Time & Material	0	0	0	0	0	0.000	0	0.000
Labor Hour	0	0	3	214	3	5.085	214	2.591
Type of Contractor								
Business Concerns	0	0	57	8,029	57	96.610	8,029	97.215
Educational & Non-Profit	1	30	0	0	1	1.695	30	0.363
State/Local Government	0	0	1	200	1	1.695	200	2.422
Non-defined	0	0	0	0	0	0.000	0	0.000
Full and Open Competition (Post-CICA)								
Normal Full & Open Competition	0	0	3	3,373	3	5.085	3,373	40.840
Architect Engineering	0	0	0	0	0	0.000	0	0.000
Basic Research	0	0	0	0	0	0.000	0	0.000
Multiple Award	0	0	24	2,120	24	40.678	2,120	25.669
Alternate Source	0	0	0	0	0	0.000	0	0.000
Small Business Set-Aside	0	0	0	0	0	0.000	0	0.000
LSA Set-Aside	0	0	0	0	0	0.000	0	0.000
LSA/Small Business Set-Aside	0	0	0	0	0	0.000	0	0.000
Authority for Other Than Full and Open Competition (Post-CICA)								
Competitive								
Only One Source	0	0	0	0	0	0.000	0	0.000
Follow-on Contracts	0	0	0	0	0	0.000	0	0.000
Other	0	0	0	0	0	0.000	0	0.000
Unusual & Compelling Urgency	0	0	0	0	0	0.000	0	0.000
Mobilization/Essential R&D	0	0	0	0	0	0.000	0	0.000
International Agreement	0	0	0	0	0	0.000	0	0.000
National Security	0	0	0	0	0	0.000	0	0.000
Public Interest	0	0	0	0	0	0.000	0	0.000
Non-Competitive								
Only One Source	0	0	10	1,115	10	16.949	1,115	13.500
Follow-on Contracts	0	0	6	646	6	10.169	646	7.822
Other	0	0	14	903	14	23.729	903	10.934
Unusual & Compelling Urgency	0	0	0	0	0	0.000	0	0.000
Mobilization/Essential R&D	0	0	0	0	0	0.000	0	0.000
International Agreement	0	0	0	0	0	0.000	0	0.000
National Security	0	0	0	0	0	0.000	0	0.000
Public Interest	0	0	0	0	0	0.000	0	0.000
Not Available for Competition	0	0	1	72	1	1.695	72	0.872
Synopsis of Procurement Prior to Award								
Synopsized Prior to Award	0	0	8	1,136	8	13.559	1,136	13.755
Not Synopsized due to Emergency	0	0	0	0	0	0.000	0	0.000
Not Synopsized for Other Reasons	1	30	50	7,093	51	86.441	7,123	86.245
Women Owned Business	0	0	0	0	0	0.000	0	0.000
Full and Open with Only One Bidder/Officer	0	0	2	3,164	2	3.390	3,164	38.310

FEDERAL PROCUREMENT DATA SYSTEM
DEPARTMENT OF AGRICULTURE SNAPSHOT REPORT

Actions Reported in Summary on SF281

Fiscal Year 1988 Through Second Quarter

Part I - Total Prime Acquisition Actions

Acquisition Method	Number of Actions	Net Dollar Amount (000)				
		Total	Small Business Concerns	Large Business Concerns	Educational & Non-Profit Institutions	Outside U.S./ Outlying Areas
1. Total (2+7+8)	408,060	379,076				
2. Subtotal (3+4+5+6)	392,801	348,326	199,079	139,176	9,675	396
3. Formally Advertised (Including 2 Step)	748	843	572	271	0	0
4. Negotiated Competitive	110,476	118,207	83,370	33,712	1,005	120
5. Negotiated Non-Competitive	249,865	106,011	69,601	31,700	4,450	260
6. Procurement Under Another Agency's Contracts	31,712	123,265	45,536	73,493	4,220	16
6A. GSA Schedules	28,181	119,138	43,357	71,683	4,089	9
6B. Another Agency's Contracts	3,531	4,127	2,179	1,810	131	7
7. Directed Contracts For Foreign Governments	64	81				
8. Tariff Or Regulated Acquisitions	15,195	30,669				

Part II - Statistics on Selected Types of Acquisition

Type of Acquisition	Number of Actions	Net Dollar Amount (000)
9. Small Business Total Set-Asides	247,216	75,026
10. Small Business Partial Set-Asides	35	13
11. Total Labor Surplus Area Set-Asides	926	428
12. Total Labor Surplus Area/Small Business Set-Asides	286	102
13. Acquisitions From Minority and Disadvantaged Business Enterprises (13A + 13B)	5,550	3,600
13A. Directed to Large Or Small Minority Business Enterprises	4,081	2,877
13B. Small Business - Disadvantaged 8(A)	1,469	723
14. Women-Owned Business	5,921	3,893

DEPARTMENT OF AGRICULTURE SNAPSHOT REPORT

Actions Reported Individually on SF279

Fiscal Year 1988 Through Second Quarter

	PRE-CICA		POST-CICA		PRE-& POST-CICA			
	Actions	Dollars (000)	Actions	Dollars (000)	Actions	Percents of Actions	Dollars (000)	Percentage of Dollars (000)
Total	1	152	2,592	490,796	2,593	100.000	490,948	100.000
Subject To Statutory Requirements								
Walsh Healy Act - Mfg	0	0	67	4,719	67	2.584	4,719	0.961
Walsh Healy Act - Dealer	1	152	61	9,408	62	2.391	9,560	1.947
Service Contract Act	0	0	683	30,641	683	26.340	30,641	6.241
Davis Bacon Act	0	0	331	15,750	331	12.785	15,750	3.208
Not subject to Above 3 Acts	0	0	1,450	430,278	1,450	55.920	430,278	87.642
Kind of Contract Action								
Initial Letter Contract	0	0	6	2,163	6	0.231	2,163	0.441
Def. Cont. Superseding Letter Contract	0	0	1	102	1	0.039	102	0.021
New Definitive Contract	0	0	2,013	475,589	2,013	77.632	475,589	96.872
Order Under Agency's Contract	1	152	12	2,229	13	0.501	2,381	0.485
Modification	0	0	550	10,774	550	21.211	10,774	2.195
GSA Schedule	0	0	0	0	0	0.000	0	0.000
Order Under Other Agency's Contract	0	0	2	93	2	0.077	93	0.019
Termination for Default	0	0	5	-116	5	0.193	-116	-0.024
Termination for Convenience	0	0	3	-38	3	0.116	-38	-0.008
Labor Surplus Area (LSA)								
Total Set-Aside	0	0	17	465	17	0.656	465	0.095
Partial Set-Aside (DOD contracts)	0	0	0	0	0	0.000	0	0.000
Tie Bid Preference	0	0	34	6,710	34	1.311	6,710	1.367
Total LSA/Small Bus. Set-Aside	0	0	621	26,967	621	23.949	26,967	5.493
Comb. Sm. Bus. Partial LSA (DOD contracts) ..	0	0	0	0	0	0.000	0	0.000
Subtotal:	0	0	672	34,142	672	25.916	34,142	6.954
LSA No Preference Given	1	152	1,920	456,654	1,921	74.084	456,806	93.046
Product or Service								
Supplies & Equipment	0	0	1,378	436,017	1,378	53.143	436,017	88.811
Research & Development	0	0	7	1,332	7	0.270	1,332	0.271
Construction	0	0	374	17,482	374	14.423	17,482	3.561
Architect Engineering	0	0	25	1,357	25	0.964	1,357	0.276
Automatic Data Processing Services	0	0	14	1,463	14	0.540	1,463	0.298
ADP Equipment, Purchase & Lease	1	152	24	1,143	25	0.964	1,295	0.264
Real Property, Purchase & Lease	0	0	117	2,908	117	4.512	2,908	0.592
Other Services	0	0	653	29,094	653	25.183	29,094	5.926

FEDERAL PROCUREMENT DATA SYSTEM
DEPARTMENT OF AGRICULTURE SNAPSHOT REPORT
Actions Reported Individually on SF279
Fiscal Year 1988 Through Second Quarter

	PRE-CICA		POST-CICA		PRE- & POST-CICA			
	Actions	Dollars (000)	Actions	Dollars (000)	Actions	Percentage of Actions	Dollars (000)	Percentage of Dollars (000)
Methods of Contracting (Pre-CICA)								
2-step Formal Advertising	0	0	0	0	0	0.000	0	0.000
Other Formal Advertising	0	0	0	0	0	0.000	0	0.000
Negotiated Competitive	1	152	0	0	1	0.039	152	0.031
Negotiated Non-Competitive	0	0	0	0	0	0.000	0	0.000
Directed for Foreign Governments	0	0	0	0	0	0.000	0	0.000
Tariff or Regulated	0	0	0	0	0	0.000	0	0.000
8(a) Awards	0	0	0	0	0	0.000	0	0.000
Brand Name For Resale	0	0	0	0	0	0.000	0	0.000
Small Business Awards								
Small Business No Preference	0	0	877	171,067	877	33.822	171,067	34.844
Total Set-Asides	0	0	831	62,676	831	32.048	62,676	12.766
Partial Set-Asides	0	0	0	0	0	0.000	0	0.000
8(a) Awards	0	0	81	7,081	81	3.124	7,081	1.442
Subtotal:	0	0	1,789	240,824	1,789	68.993	240,824	49.053
Type of Contract								
Fixed Price	1	152	2,566	487,926	2,567	98.997	488,078	99.415
Cost Reimbursement	0	0	21	2,757	21	0.810	2,757	0.562
Time & Material	0	0	0	0	0	0.000	0	0.000
Labor Hour	0	0	5	113	5	0.193	113	0.023
Type of Contractor								
Business Concerns	1	152	2,570	489,972	2,571	99.152	490,124	99.832
Educational & Non-Profit	0	0	5	293	5	0.193	293	0.060
State/Local Government	0	0	17	531	17	0.656	531	0.108
Non-defined	0	0	0	0	0	0.000	0	0.000
Full and Open Competition (Post-CICA)								
Normal Full & Open Competition	0	0	1,477	413,801	1,477	56.961	413,801	84.286
Architect Engineering	0	0	5	90	5	0.193	90	0.018
Basic Research	0	0	0	0	0	0.000	0	0.000
Multiple Award	0	0	1	45	1	0.039	45	0.009
Alternate Source	0	0	0	0	0	0.000	0	0.000
Small Business Set-Aside	0	0	364	43,706	364	14.038	43,706	8.902
LSA Set-Aside	0	0	13	308	13	0.501	308	0.063
LSA/Small Business Set-Aside	0	0	468	18,982	468	18.049	18,982	3.866
Authority for Other Than Full and Open Competition (Post-CICA)								
Competitive								
Only One Source	0	0	2	259	2	0.077	259	0.053
Follow-on Contracts	0	0	0	0	0	0.000	0	0.000
Other	0	0	1	2	1	0.039	2	0.000
Unusual & Compelling Urgency	0	0	27	2,920	27	1.041	2,920	0.595
Mobilization/Essential R&D	0	0	0	0	0	0.000	0	0.000
International Agreement	0	0	0	0	0	0.000	0	0.000
National Security	0	0	0	0	0	0.000	0	0.000
Public Interest	0	0	0	0	0	0.000	0	0.000
Non-Competitive								
Only One Source	0	0	12	726	12	0.463	726	0.148
Follow-on Contracts	0	0	0	0	0	0.000	0	0.000
Other	0	0	22	900	22	0.848	900	0.183
Unusual & Compelling Urgency	0	0	36	927	36	1.388	927	0.189
Mobilization/Essential R&D	0	0	0	0	0	0.000	0	0.000
International Agreement	0	0	0	0	0	0.000	0	0.000
National Security	0	0	0	0	0	0.000	0	0.000
Public Interest	0	0	0	0	0	0.000	0	0.000
Not Available for Competition	0	0	94	7,785	94	3.625	7,785	1.586
Synopsis of Procurement Prior to Award								
Synopsized Prior to Award	0	0	844	47,166	844	32.549	47,166	9.607
Not Synopsized due to Emergency	1	152	277	28,951	278	10.721	29,103	5.928
Not Synopsized for Other Reasons	0	0	1,471	414,679	1,471	56.730	414,679	84.465
Women Owned Business	0	0	99	5,159	99	3.818	5,159	1.051
Full and Open with Only One Bidder/Officer	0	0	222	12,935	222	8.562	12,935	2.635

FEDERAL PROCUREMENT DATA SYSTEM
 DEPARTMENT OF COMMERCE SNAPSHOT REPORT

Actions Reported in Summary on SF281
 Fiscal Year 1988 Through Second Quarter

Part I - Total Prime Acquisition Actions

Acquisition Method	Number of Actions	Net Dollar Amount (000)				
		Total	Small Business Concerns	Large Business Concerns	Educational & Non-Profit Institutions	Outside U.S./ Outlying Areas
1. Total (2+7+8)	61,962	61,553				
2. Subtotal (3+4+5+6)	61,887	61,453	38,200	21,278	1,723	252
3. Formally Advertised (Including 2 Step)	2	6	6	0	0	0
4. Negotiated Competitive	14,533	18,340	14,262	3,906	168	4
5. Negotiated Non-Competitive	39,132	24,975	18,532	5,096	1,102	245
6. Procurement Under Another Agency's Contracts	8,220	18,132	5,400	12,276	453	3
6A. GSA Schedules	7,509	17,732	5,287	12,079	363	3
6B. Another Agency's Contracts	711	400	113	197	90	0
7. Directed Contracts For Foreign Governments	2	8				
8. Tariff Or Regulated Acquisitions	73	92				

Part II - Statistics on Selected Types of Acquisition

Type of Acquisition	Number of Actions	Net Dollar Amount (000)
9. Small Business Total Set-Asides	18,789	16,274
10. Small Business Partial Set-Asides	309	341
11. Total Labor Surplus Area Set-Asides	8	11
12. Total Labor Surplus Area/Small Business Set-Asides	24	67
13. Acquisitions From Minority and Disadvantaged Business Enterprises (13A + 13B)	3,135	1,597
13A. Directed to Large Or Small Minority Business Enterprises	3,115	1,492
13B. Small Business - Disadvantaged 8(A)	20	105
14. Women-Owned Business	3,363	2,205

DEPARTMENT OF COMMERCE SNAPSHOT REPORT

Actions Reported Individually on SF279
 Fiscal Year 1988 Through Second Quarter

	PRE-CICA		POST-CICA		PRE- & POST-CICA			
	Actions	Dollars (000)	Actions	Dollars (000)	Actions	Percents of Actions	Dollars (000)	Percentage of Dollars (000)
Total	155	27,791	1,062	126,957	1,217	100.000	154,748	100.000
Subject To Statutory Requirements								
Walsh Healy Act - Mfg	62	10,570	279	31,000	341	28.020	41,570	26.863
Walsh Healy Act - Dealer	5	116	122	11,282	127	10.435	11,398	7.366
Service Contract Act	66	9,070	342	37,290	408	33.525	46,360	29.958
Davis Bacon Act	0	0	30	7,706	30	2.465	7,706	4.980
Not subject to Above 3 Acts	22	8,035	289	39,679	311	25.555	47,714	30.833
Kind of Contract Action								
Initial Letter Contract	0	0	0	0	0	0.000	0	0.000
Def. Cont. Superseding Letter Contract	0	0	0	0	0	0.000	0	0.000
New Definitive Contract	0	0	258	49,755	258	21.200	49,755	32.152
Order Under Agency's Contract	0	0	20	305	20	1.643	305	0.197
Modification	96	18,093	693	69,913	789	64.832	88,006	56.871
GSA Schedule	57	9,555	84	5,853	141	11.586	15,408	9.957
Order Under Other Agency's Contract	2	143	5	1,163	7	0.575	1,306	0.844
Termination for Default	0	0	1	-14	1	0.082	-14	-0.009
Termination for Convenience	0	0	1	-18	1	0.082	-18	-0.012
Labor Surplus Area (LSA)								
Total Set-Aside	0	0	1	3,830	1	0.082	3,830	2.475
Partial Set-Aside (DOD contracts)	0	0	0	0	0	0.000	0	0.000
Tie Bid Preference	0	0	3	46	3	0.247	46	0.030
Total LSA/Small Bus. Set-Aside	0	0	9	374	9	0.740	374	0.242
Comb.Sm.Bus.Partial LSA (DOD contracts)	0	0	0	0	0	0.000	0	0.000
Subtotal:	0	0	13	4,250	13	1.068	4,250	2.746
LSA No Preference Given	155	27,791	1,049	122,707	1,204	98.932	150,498	97.254
Product or Service								
Supplies & Equipment	17	2,375	143	18,058	160	13.147	20,433	13.204
Research & Development	2	-29	44	4,853	46	3.780	4,824	3.117
Construction	0	0	39	7,841	39	3.205	7,841	5.067
Architect Engineering	1	3	4	3,046	5	0.411	3,049	1.970
Automatic Data Processing Services	20	4,392	87	15,664	107	8.792	20,056	12.960
ADP Equipment, Purchase & Lease	40	3,538	124	24,942	164	13.476	28,480	18.404
Real Property, Purchase & Lease	1	544	4	128	5	0.411	672	0.434
Other Services	74	16,968	617	52,425	691	56.779	69,393	44.843

FEDERAL PROCUREMENT DATA SYSTEM
DEPARTMENT OF COMMERCE SNAPSHOT REPORT
Actions Reported Individually on SF279
Fiscal Year 1988 Through Second Quarter

	PRE-CICA		POST-CICA		PRE- & POST-CICA			
	Actions	Dollars (000)	Actions	Dollars (000)	Actions	Percentage of Actions	Dollars (000)	Percentage of Dollars (000)
Methods of Contracting (Pre-CICA)								
2-step Formal Advertising	1	116	0	0	1	0.082	116	0.075
Other Formal Advertising	9	151	0	0	9	0.740	151	0.098
Negotiated Competitive	107	14,239	0	0	107	8.792	14,239	9.201
Negotiated Non-Competitive	26	7,257	0	0	26	2.136	7,257	4.690
Directed for Foreign Governments	0	0	0	0	0	0.000	0	0.000
Tariff or Regulated	3	5,645	0	0	3	0.247	5,645	3.648
8(a) Awards	9	383	0	0	9	0.740	383	0.247
Brand Name For Resale	0	0	0	0	0	0.000	0	0.000
Small Business Awards								
Small Business No Preference	31	2,838	312	18,898	343	28.184	21,736	14.046
Total Set-Asides	8	95	211	8,884	219	17.995	8,979	5.802
Partial Set-Asides	0	0	0	0	0	0.000	0	0.000
8(a) Awards	9	383	149	23,962	158	12.983	24,345	15.732
Subtotal:	48	3,316	672	51,744	720	59.162	55,060	35.580
Type of Contract								
Fixed Price	142	26,303	863	88,345	1,005	82.580	114,648	74.087
Cost Reimbursement	6	153	135	32,175	141	11.586	32,328	20.891
Time & Material	3	1,244	28	890	31	2.547	2,134	1.379
Labor Hour	4	91	36	5,547	40	3.287	5,638	3.643
Type of Contractor								
Business Concerns	151	27,771	971	114,394	1,122	92.194	142,165	91.869
Educational & Non-Profit	1	-5	22	5,167	23	1.890	5,162	3.336
State/Local Government	3	25	58	4,444	61	5.012	4,469	2.888
Non-defined	0	0	11	2,952	11	0.904	2,952	1.908
Full and Open Competition (Post-CICA)								
Normal Full & Open Competition	0	0	407	64,871	407	33.443	64,871	41.920
Architect Engineering	0	0	2	2,894	2	0.164	2,894	1.870
Basic Research	0	0	0	0	0	0.000	0	0.000
Multiple Award	0	0	100	6,189	100	8.217	6,189	3.999
Alternate Source	0	0	1	132	1	0.082	132	0.085
Small Business Set-Aside	0	0	202	8,510	202	16.598	8,510	5.499
LSA Set-Aside	0	0	0	0	0	0.000	0	0.000
LSA/Small Business Set-Aside	0	0	9	374	9	0.740	374	0.242
Authority for Other Than Full and Open Competition (Post-CICA)								
Competitive								
Only One Source	0	0	0	0	0	0.000	0	0.000
Follow-on Contracts	0	0	5	23	5	0.411	23	0.015
Other	0	0	2	1,691	2	0.164	1,691	1.093
Unusual & Compelling Urgency	0	0	37	1,735	37	3.040	1,735	1.121
Mobilization/Essential R&D	0	0	0	0	0	0.000	0	0.000
International Agreement	0	0	0	0	0	0.000	0	0.000
National Security	0	0	0	0	0	0.000	0	0.000
Public Interest	0	0	0	0	0	0.000	0	0.000
Non-Competitive								
Only One Source	0	0	54	4,963	54	4.437	4,963	3.207
Follow-on Contracts	0	0	1	2,390	1	0.082	2,390	1.544
Other	0	0	59	5,212	59	4.848	5,212	3.368
Unusual & Compelling Urgency	0	0	12	770	12	0.986	770	0.498
Mobilization/Essential R&D	0	0	3	1,667	3	0.247	1,667	1.077
International Agreement	0	0	0	0	0	0.000	0	0.000
National Security	0	0	0	0	0	0.000	0	0.000
Public Interest	0	0	0	0	0	0.000	0	0.000
Not Available for Competition	13	6,048	165	25,503	178	14.626	31,551	20.389
Synopsis of Procurement Prior to Award								
Synopsized Prior to Award	68	16,248	648	84,225	716	58.833	100,473	64.927
Not Synopsized due to Emergency	3	623	60	2,558	63	5.177	3,181	2.056
Not Synopsized for Other Reasons	84	10,920	354	40,174	438	35.990	51,094	33.018
Women Owned Business	9	451	79	8,243	88	7.231	8,694	5.618
Full and Open with Only One Bidder/Officer	0	0	104	17,125	104	8.546	17,125	11.066

FEDERAL PROCUREMENT DATA SYSTEM
DEPARTMENT OF DEFENSE SNAPSHOT REPORT

Actions Reported in Summary on SF281

Fiscal Year 1988 Through Second Quarter

Part I - Total Prime Acquisition Actions

Acquisition Method	Number of Actions	Net Dollar Amount (000)				
		Total	Small Business Concerns	Large Business Concerns	Educational & Non-Profit Institutions	Outside U.S./Outlying Areas
1. Total (2+7+8)	5,448,303	5,962,970				
2. Subtotal (3+4+5+6)	5,436,350	5,928,866				
3. Formally Advertised (Including 2 Step)	167,049	119,296	75,288	37,326	546	6,136
4. Negotiated Competitive	2,547,442	2,755,791	1,755,068	673,843	0	326,880
5. Negotiated Non-Competitive	2,351,256	2,428,415	650,108	1,627,679	49,661	100,967
6. Procurement Under Another Agency's Contracts	370,603	625,364	0*	0*	0*	0*
6A. GSA Schedules	255,095	487,384	0*	0*	0*	0*
6B. Another Agency's Contracts	115,508	137,980	0*	0*	0*	0*
7. Directed Contracts For Foreign Governments	11,953	34,104				
8. Tariff Or Regulated Acquisitions	0	0				

Part II - Statistics on Selected Types of Acquisition

Type of Acquisition	Number of Actions	Net Dollar Amount (000)
9. Small Business Total Set-Asides	2,330,409	1,788,322
10. Small Business Partial Set-Asides	0	0
11. Total Labor Surplus Area Set-Asides	975	3,751
12. Total Labor Surplus Area/Small Business Set-Asides	0	0
13. Acquisitions From Minority and Disadvantaged Business Enterprises (13A + 13B)	107,707	92,508
13A. Directed to Large Or Small Minority Business Enterprises	104,221	81,992
13B. Small Business - Disadvantaged 8(A)	3,486	10,516
14. Women-Owned Business	130,982	113,576

* DOD DOES NOT REPORT THIS DATA, THEREFORE DOLLARS DO NOT ADD ACROSS AND UP TO EQUAL THE LISTED TOTALS AND SUBTOTALS

DEPARTMENT OF DEFENSE SNAPSHOT REPORT

Actions Reported Individually on SF279

Fiscal Year 1988 Through Second Quarter

	PRE-CICA		POST-CICA		PRE-& POST-CICA			
	Actions	Dollars (000)	Actions	Dollars (000)	Actions	Percents of Actions	Dollars (000)	Percentage of Dollars (000)
Total	15,800	15,756,849	66,979	40,804,155	82,779	100.000	56,561,004	100.000
Subject To Statutory Requirements								
Walsh Healy Act - Mfg	6,679	11,361,650	33,971	29,534,772	40,650	49.107	40,896,422	72.305
Walsh Healy Act - Dealer	578	200,296	4,907	1,272,335	5,485	6.626	1,472,631	2.604
Service Contract Act	2,853	1,610,326	8,260	2,842,856	11,113	13.425	4,453,182	7.873
Devis Bacon Act	193	31,242	3,125	1,185,274	3,318	4.008	1,216,516	2.151
Not subject to Above 3 Acts	5,497	2,553,335	16,716	5,968,918	22,213	26.834	8,522,253	15.067
Kind of Contract Action								
Initial Letter Contract	11	55,576	113	362,637	124	0.150	418,213	0.739
Def. Cont. Superseding Letter Contract	28	220,116	111	205,835	139	0.168	425,951	0.753
New Definitive Contract	462	318,058	22,164	14,430,891	22,626	27.333	14,748,949	26.076
Order Under Agency's Contract	6,392	1,617,084	19,739	4,825,646	26,131	31.567	6,442,730	11.391
Modification	7,950	13,501,938	19,914	20,713,554	27,864	33.661	34,215,492	60.493
GSA Schedule	742	77,276	4,077	305,487	4,819	5.822	382,763	0.677
Order Under Other Agency's Contract	32	3,011	311	70,219	343	0.414	73,230	0.129
Termination for Default	31	-9,379	122	-28,754	153	0.185	-38,133	-0.067
Termination for Convenience	152	-26,831	428	-81,360	580	0.701	-108,191	-0.191
Labor Surplus Area (LSA)								
Total Set-Aside	2	95	4	1,202	6	0.007	1,297	0.002
Partial Set-Aside (DOD contracts)	0	0	26	11,886	26	0.031	11,886	0.021
Tie Bid Preference	0	0	6	1,025	6	0.007	1,025	0.002
Total LSA/Small Bus. Set-Aside	0	0	0	0	0	0.000	0	0.000
Comb. Sm. Bus. Partial LSA (DOD contracts) ..	0	0	32	30,343	32	0.039	30,343	0.054
Subtotal:	2	95	68	44,456	70	0.085	44,551	0.079
LSA No Preference Given	15,798	15,756,754	66,911	40,759,699	82,709	99.915	56,516,453	99.921
Product or Service								
Supplies & Equipment	4,342	6,839,401	33,485	23,829,087	37,827	45.696	30,668,488	54.222
Research & Development	2,102	5,093,807	6,562	6,457,624	8,664	10.466	11,551,431	20.423
Construction	256	68,927	3,921	1,435,592	4,177	5.046	1,504,519	2.660
Architect Engineering	518	159,161	1,941	756,148	2,459	2.971	915,309	1.618
Automatic Data Processing Services	692	183,551	1,106	419,084	1,798	2.172	602,635	1.065
ADP Equipment, Purchase & Lease	994	347,113	2,772	516,582	3,766	4.549	863,695	1.527
Real Property, Purchase & Lease	13	2,422	99	32,031	112	0.135	34,453	0.061
Other Services	6,883	3,062,467	17,093	7,358,007	23,976	28.964	10,420,474	18.423

FEDERAL PROCUREMENT DATA SYSTEM
DEPARTMENT OF DEFENSE SNAPSHOT REPORT

Actions Reported Individually on SF279
 Fiscal Year 1988 Through Second Quarter

	PRE-CICA		POST-CICA		PRE-& POST-CICA			
	Actions	Dollars (000)	Actions	Dollars (000)	Actions	Percentage of Actions	Dollars (000)	Percentage of Dollars (000)
Methods of Contracting (Pre-CICA)								
2-step Formal Advertising	0	0	0	0	0	0.000	0	0.000
Other Formal Advertising	372	69,795	0	0	372	0.449	69,795	0.123
Negotiated Competitive	7,021	8,045,841	0	0	7,021	8.482	8,045,841	14.225
Negotiated Non-Competitive	4,314	5,510,195	0	0	4,314	5.211	5,510,195	9.742
Directed for Foreign Governments	1,581	1,555,900	0	0	1,581	1.910	1,555,900	2.751
Tariff or Regulated	2,117	464,471	0	0	2,117	2.557	464,471	0.821
8(a) Awards	395	110,647	0	0	395	0.477	110,647	0.196
Brand Name For Resale	0	0	0	0	0	0.000	0	0.000
Small Business Awards								
Small Business No Preference	1,366	244,098	12,021	2,381,960	13,387	16.172	2,626,058	4.643
Total Set-Asides	1,051	229,369	12,422	2,719,294	13,473	16.276	2,948,663	5.213
Partial Set-Asides	8	990	0	0	8	0.010	990	0.002
8(a) Awards	395	110,647	1,843	659,439	2,238	2.704	770,086	1.362
Subtotal:	2,820	585,104	26,286	5,760,693	29,106	35.161	6,345,797	11.219
Type of Contract								
Fixed Price	9,742	10,306,510	54,859	29,988,321	64,601	78.040	40,294,831	71.241
Cost Reimbursement	4,986	5,227,177	9,454	10,017,822	14,440	17.444	15,244,999	26.953
Time & Material	977	201,754	2,159	566,097	3,136	3.788	767,851	1.358
Labor Hour	95	21,408	507	231,915	602	0.727	253,323	0.448
Type of Contractor								
Business Concerns	13,948	14,787,699	61,116	37,660,003	75,064	90.680	52,447,702	92.728
Educational & Non-Profit	963	376,005	1,834	1,154,293	2,797	3.379	1,530,298	2.706
State/Local Government	0	0	15	1,944	15	0.018	1,944	0.003
Non-defined	889	593,145	4,014	1,987,915	4,903	5.923	2,581,060	4.563
Full and Open Competition (Post-CICA)								
Normal Full & Open Competition	0	0	28,460	15,385,660	28,460	34.381	15,385,660	27.202
Architect Engineering	0	0	866	138,069	866	1.046	138,069	0.244
Basic Research	0	0	1,030	242,693	1,030	1.244	242,693	0.429
Multiple Award	0	0	3,819	408,208	3,819	4.613	408,208	0.722
Alternate Source	0	0	64	958,326	64	0.077	958,326	1.694
Small Business Set-Aside	0	0	12,424	2,719,354	12,424	15.009	2,719,354	4.808
LSA Set-Aside	0	0	25	12,146	25	0.030	12,146	0.021
LSA/Small Business Set-Aside	0	0	0	0	0	0.000	0	0.000
Authority for Other Than Full and Open Competition (Post-CICA)								
Competitive								
Only One Source	0	0	219	101,912	219	0.265	101,912	0.180
Follow-on Contracts	0	0	8	3,179	8	0.010	3,179	0.006
Other	0	0	104	40,984	104	0.126	40,984	0.072
Unusual & Compelling Urgency	0	0	459	113,870	459	0.554	113,870	0.201
Mobilization/Essential R&D	0	0	938	2,499,980	938	1.133	2,499,980	4.420
International Agreement	0	0	2	73	2	0.002	73	0.000
National Security	0	0	166	121,568	166	0.201	121,568	0.215
Public Interest	0	0	1	37	1	0.001	37	0.000
Non-Competitive								
Only One Source	0	0	7,213	6,813,259	7,213	8.714	6,813,259	12.046
Follow-on Contracts	0	0	911	3,358,907	911	1.101	3,358,907	5.939
Other	0	0	3,226	3,511,200	3,226	3.897	3,511,200	6.208
Unusual & Compelling Urgency	0	0	1,643	802,542	1,643	1.985	802,542	1.419
Mobilization/Essential R&D	0	0	389	1,627,691	389	0.470	1,627,691	2.878
International Agreement	0	0	4	14,629	4	0.005	14,629	0.026
National Security	0	0	515	777,955	515	0.622	777,955	1.375
Public Interest	0	0	0	0	0	0.000	0	0.000
Not Available for Competition	4,162	2,150,870	4,493	1,151,913	8,655	10.456	3,302,783	5.839
Synopsis of Procurement Prior to Award								
Synopsized Prior to Award	9,319	12,412,251	48,446	35,245,960	57,765	69.782	47,658,211	84.260
Not Synopsized due to Emergency	290	185,599	2,851	1,108,073	3,141	3.794	1,293,672	2.287
Not Synopsized for Other Reasons	6,191	3,158,999	15,682	4,450,122	21,873	26.423	7,609,121	13.453
Women Owned Business	103	23,457	1,493	307,337	1,596	1.928	330,794	0.585
Full and Open with Only One Bidder/Offeror	0	0	6,460	1,798,385	6,460	7.804	1,798,385	3.180

FEDERAL PROCUREMENT DATA SYSTEM
 DEPARTMENT OF EDUCATION SNAPSHOT REPORT

Actions Reported in Summary on SF281

Fiscal Year 1988 Through Second Quarter

Part I - Total Prime Acquisition Actions

Acquisition Method	Number of Actions	Net Dollar Amount (000)				
		Total	Small Business Concerns	Large Business Concerns	Educational & Non-Profit Institutions	Outside U.S./Outlying Areas
1. Total (2+7+8)	3,376	3,091				
2. Subtotal (3+4+5+6)	3,376	3,091	2,227	798	66	0
3. Formally Advertised (Including 2 Step)	2	31	15	0	16	0
4. Negotiated Competitive	54	240	158	82	0	0
5. Negotiated Non-Competitive	3,112	2,178	1,906	222	50	0
6. Procurement Under Another Agency's Contracts	208	642	148	494	0	0
6A. GSA Schedules	208	642	148	494	0	0
6B. Another Agency's Contracts	0	0	0	0	0	0
7. Directed Contracts For Foreign Governments	0	0	0	0	0	0
8. Tariff Or Regulated Acquisitions	0	0				

Part II - Statistics on Selected Types of Acquisition

Type of Acquisition	Number of Actions	Net Dollar Amount (000)
9. Small Business Total Set-Asides	357	737
10. Small Business Partial Set-Asides	0	0
11. Total Labor Surplus Area Set-Asides	0	0
12. Total Labor Surplus Area/Small Business Set-Asides	0	0
13. Acquisitions From Minority and Disadvantaged Business Enterprises (13A + 13B)	0	0
13A. Directed to Large Or Small Minority Business Enterprises	0	0
13B. Small Business - Disadvantaged 8(A)	0	0
14. Women-Owned Business	15	31

DEPARTMENT OF EDUCATION SNAPSHOT REPORT

Actions Reported Individually on SF279

Fiscal Year 1988 Through Second Quarter

	PRE-CICA		POST-CICA		PRE- & POST-CICA			
	Actions	Dollars (000)	Actions	Dollars (000)	Actions	Percents of Actions	Dollars (000)	Percentage of Dollars (000)
Total	21	3,923	181	65,028	202	100.000	68,951	100.000
Subject To Statutory Requirements								
Walsh Healy Act - Mfg	0	0	0	0	0	0.000	0	0.000
Walsh Healy Act - Dealer	3	863	2	3,098	5	2.475	3,961	5.745
Service Contract Act	10	1,273	18	16,109	28	13.861	17,382	25.209
Davis Bacon Act	0	0	0	0	0	0.000	0	0.000
Not subject to Above 3 Acts	8	1,787	161	45,821	169	83.663	47,608	69.046
Kind of Contract Action								
Initial Letter Contract	0	0	0	0	0	0.000	0	0.000
Def. Cont. Superseding Letter Contract	0	0	1	262	1	0.495	262	0.380
New Definitive Contract	0	0	62	17,442	62	30.693	17,442	25.296
Order Under Agency's Contract	0	0	0	0	0	0.000	0	0.000
Modification	20	3,773	118	47,324	138	68.317	51,097	74.106
GSA Schedule	1	150	0	0	1	0.495	150	0.218
Order Under Other Agency's Contract	0	0	0	0	0	0.000	0	0.000
Termination for Default	0	0	0	0	0	0.000	0	0.000
Termination for Convenience	0	0	0	0	0	0.000	0	0.000
Labor Surplus Area (LSA)								
Total Set-Aside	0	0	0	0	0	0.000	0	0.000
Partial Set-Aside (DOD contracts)	0	0	0	0	0	0.000	0	0.000
Tie Bid Preference	0	0	0	0	0	0.000	0	0.000
Total LSA/Small Bus. Set-Aside	0	0	0	0	0	0.000	0	0.000
Comb. Sm. Bus. Partial LSA (DOD contracts)	0	0	0	0	0	0.000	0	0.000
Subtotal:	0	0	0	0	0	0.000	0	0.000
LSA No Preference Given	21	3,923	181	65,028	202	100.000	68,951	100.000
Product or Service								
Supplies & Equipment	0	0	0	0	0	0.000	0	0.000
Research & Development	0	0	26	7,399	26	12.871	7,399	10.731
Construction	0	0	0	0	0	0.000	0	0.000
Architect Engineering	0	0	0	0	0	0.000	0	0.000
Automatic Data Processing Services	12	2,061	28	19,437	40	19.802	21,498	31.179
ADP Equipment, Purchase & Lease	1	162	4	7,471	5	2.475	7,633	11.070
Real Property, Purchase & Lease	0	0	0	0	0	0.000	0	0.000
Other Services	8	1,700	123	30,721	131	64.851	32,421	47.020

FEDERAL PROCUREMENT DATA SYSTEM
DEPARTMENT OF EDUCATION SNAPSHOT REPORT
Actions Reported Individually on SF279
Fiscal Year 1988 Through Second Quarter

	PRE-CICA		POST-CICA		PRE- & POST-CICA			
	Actions	Dollars (000)	Actions	Dollars (000)	Actions	Percentage of Actions	Dollars (000)	Percentage of Dollars (000)
Methods of Contracting (Pre-CICA)								
2-step Formal Advertising	0	0	0	0	0	0.000	0	0.000
Other Formal Advertising	0	0	0	0	0	0.000	0	0.000
Negotiated Competitive	16	2,676	0	0	16	7.921	2,676	3.881
Negotiated Non-Competitive	0	0	0	0	0	0.000	0	0.000
Directed for Foreign Governments	0	0	0	0	0	0.000	0	0.000
Tariff or Regulated	0	0	0	0	0	0.000	0	0.000
8(a) Awards	5	1,247	0	0	5	2.475	1,247	1.809
Brand Name For Resale	0	0	0	0	0	0.000	0	0.000
Small Business Awards								
Small Business No Preference	5	1,038	15	1,937	20	9.901	2,975	4.315
Total Set-Asides	0	0	2	205	2	0.990	205	0.297
Partial Set-Asides	0	0	0	0	0	0.000	0	0.000
8(a) Awards	5	1,247	26	3,254	31	15.347	4,501	6.528
Subtotal:	10	2,285	43	5,396	53	26.238	7,681	11.140
Type of Contract								
Fixed Price	16	2,779	80	31,727	96	47.525	34,506	50.044
Cost Reimbursement	5	1,144	98	33,221	103	50.990	34,365	49.840
Time & Material	0	0	3	80	3	1.485	80	0.116
Labor Hour	0	0	0	0	0	0.000	0	0.000
Type of Contractor								
Business Concerns	17	2,848	103	32,671	120	59.406	35,519	51.513
Educational & Non-Profit	0	0	43	16,330	43	21.287	16,330	23.683
State/Local Government	4	1,075	35	16,027	39	19.307	17,102	24.803
Non-defined	0	0	0	0	0	0.000	0	0.000
Full and Open Competition (Post-CICA)								
Normal Full & Open Competition	0	0	125	59,212	125	61.881	59,212	85.875
Architect Engineering	0	0	0	0	0	0.000	0	0.000
Basic Research	0	0	0	0	0	0.000	0	0.000
Multiple Award	0	0	0	0	0	0.000	0	0.000
Alternate Source	0	0	0	0	0	0.000	0	0.000
Small Business Set-Aside	0	0	2	205	2	0.990	205	0.297
LSA Set-Aside	0	0	0	0	0	0.000	0	0.000
LSA/Small Business Set-Aside	0	0	0	0	0	0.000	0	0.000
Authority for Other Than Full and Open Competition (Post-CICA)								
Competitive								
Only One Source	0	0	18	773	18	8.911	773	1.121
Follow-on Contracts	0	0	0	0	0	0.000	0	0.000
Other	0	0	0	0	0	0.000	0	0.000
Unusual & Compelling Urgency	0	0	0	0	0	0.000	0	0.000
Mobilization/Essential R&D	0	0	0	0	0	0.000	0	0.000
International Agreement	0	0	0	0	0	0.000	0	0.000
National Security	0	0	0	0	0	0.000	0	0.000
Public Interest	0	0	0	0	0	0.000	0	0.000
Non-Competitive								
Only One Source	0	0	4	1,130	4	1.980	1,130	1.639
Follow-on Contracts	0	0	0	0	0	0.000	0	0.000
Other	0	0	1	14	1	0.495	14	0.020
Unusual & Compelling Urgency	0	0	2	106	2	0.990	106	0.154
Mobilization/Essential R&D	0	0	0	0	0	0.000	0	0.000
International Agreement	0	0	0	0	0	0.000	0	0.000
National Security	0	0	0	0	0	0.000	0	0.000
Public Interest	0	0	1	29	1	0.495	29	0.042
Not Available for Competition	5	1,247	28	3,559	33	16.337	4,806	6.970
Synopsis of Procurement Prior to Award								
Synopsized Prior to Award	20	3,773	158	61,909	178	88.119	65,682	95.259
Not Synopsized due to Emergency	1	150	0	0	1	0.495	150	0.218
Not Synopsized for Other Reasons	0	0	23	3,119	23	11.386	3,119	4.524
Women Owned Business	1	65	3	524	4	1.980	589	0.854
Full and Open with Only One Bidder/Offeror	0	0	46	18,293	46	22.772	18,293	26.530

FEDERAL PROCUREMENT DATA SYSTEM
DEPARTMENT OF ENERGY SNAPSHOT REPORT

Actions Reported in Summary on SF281

Fiscal Year 1988 Through Second Quarter

Part I - Total Prime Acquisition Actions

Acquisition Method	Number of Actions	Net Dollar Amount (000)				
		Total	Small Business Concerns	Large Business Concerns	Educational & Non-Profit Institutions	Outside U.S./Outlying Areas
1. Total (2+7+8)	10,103	16,369				
2. Subtotal (3+4+5+6)	10,090	16,345	10,154	5,814	372	5
3. Formally Advertised (Including 2 Step)	8	91	82	9	0	0
4. Negotiated Competitive	2,583	6,126	5,177	931	18	0
5. Negotiated Non-Competitive	5,796	5,254	3,331	1,682	236	5
6. Procurement Under Another Agency's Contracts	1,703	4,874	1,564	3,192	118	0
6A. GSA Schedules	1,574	4,470	1,539	2,927	4	0
6B. Another Agency's Contracts	129	404	25	265	114	0
7. Directed Contracts For Foreign Governments	1	3				
8. Tariff Or Regulated Acquisitions	12	21				

Part II - Statistics on Selected Types of Acquisition

Type of Acquisition	Number of Actions	Net Dollar Amount (000)
9. Small Business Total Set-Asides	4,903	6,284
10. Small Business Partial Set-Asides	312	414
11. Total Labor Surplus Area Set-Asides	355	330
12. Total Labor Surplus Area/Small Business Set-Asides	1,998	2,779
13. Acquisitions From Minority and Disadvantaged Business Enterprises (13A + 13B)	1,398	948
13A. Directed to Large Or Small Minority Business Enterprises	979	687
13B. Small Business - Disadvantaged 8(A)	419	261
14. Women-Owned Business	811	1,047

DEPARTMENT OF ENERGY SNAPSHOT REPORT

Actions Reported Individually on SF279

Fiscal Year 1988 Through Second Quarter

	PRE-CICA		POST-CICA		PRE- & POST-CICA			
	Actions	Dollars (000)	Actions	Dollars (000)	Actions	Percents of Actions	Dollars (000)	Percentage of Dollars (000)
Total	859	7,968,375	2,142	2,360,679	3,001	100.000	10,329,054	100.000
Subject To Statutory Requirements								
Walsh Healy Act - Mfg	89	165,759	73	119,731	162	5.398	285,490	2.764
Walsh Healy Act - Dealer	8	3,738	22	5,310	30	1.000	9,048	0.088
Service Contract Act	110	276,252	244	97,374	354	11.796	373,626	3.617
Davis Bacon Act	22	24,731	323	41,630	345	11.496	66,361	0.642
Not subject to Above 3 Acts	630	7,497,895	1,480	2,096,634	2,110	70.310	9,594,529	92.889
Kind of Contract Action								
Initial Letter Contract	0	0	9	8,531	9	0.300	8,531	0.083
Def. Cont. Superseding Letter Contract	0	0	1	20	1	0.033	20	0.000
New Definitive Contract	1	89	172	164,824	173	5.785	164,913	1.597
Order Under Agency's Contract	5	1,566	99	3,963	104	3.466	5,529	0.054
Modification	837	7,966,399	1,683	2,175,665	2,520	83.972	10,142,064	98.190
GSA Schedule	14	332	176	7,470	190	6.331	7,802	0.076
Order Under Other Agency's Contract	0	0	1	220	1	0.033	220	0.002
Termination for Default	0	0	0	0	0	0.000	0	0.000
Termination for Convenience	2	-11	1	-14	3	0.100	-25	0.000
Labor Surplus Area (LSA)								
Total Set-Aside	4	1,971	3	146	7	0.233	2,117	0.020
Partial Set-Aside (DOD contracts)	0	0	0	0	0	0.000	0	0.000
Tie Bid Preference	0	0	3	552	3	0.100	552	0.005
Total LSA/Small Bus. Set-Aside	2	196	28	3,309	30	1.000	3,505	0.034
Comb. Sm. Bus. Partial LSA (DOD contracts)	0	0	0	0	0	0.000	0	0.000
Subtotal:	6	2,167	34	4,007	40	1.333	6,174	0.060
LSA No Preference Given	853	7,966,208	2,108	2,356,672	2,961	98.667	10,322,880	99.940
Product or Service								
Supplies & Equipment	78	16,483	169	294,466	247	8.231	310,949	3.010
Research & Development	237	293,259	582	408,747	819	27.291	702,006	6.796
Construction	28	70,538	335	45,590	363	12.096	116,128	1.124
Architect Engineering	80	47,671	97	20,808	177	5.898	68,479	0.663
Automatic Data Processing Services	44	18,013	58	10,519	102	3.399	28,532	0.276
ADP Equipment, Purchase & Lease	42	2,398	187	7,088	229	7.631	9,486	0.092
Real Property, Purchase & Lease	3	363	4	1,309	7	0.233	1,672	0.016
Other Services	347	7,519,650	710	1,572,152	1,057	35.222	9,091,802	88.022

FEDERAL PROCUREMENT DATA SYSTEM
DEPARTMENT OF ENERGY SNAPSHOT REPORT
Actions Reported Individually on SF279
Fiscal Year 1988 Through Second Quarter

	PRE-CICA		POST-CICA		PRE- & POST-CICA			
	Actions	Dollars (000)	Actions	Dollars (000)	Actions	Percentage of Actions	Dollars (000)	Percentage of Dollars (000)
Methods of Contracting (Pre-CICA)								
2-step Formal Advertising	10	434	0	0	10	0.333	434	0.004
Other Formal Advertising	10	94	0	0	10	0.333	94	0.001
Negotiated Competitive	390	1,487,386	0	0	390	12.996	1,487,386	14.400
Negotiated Non-Competitive	375	6,327,487	0	0	375	12.496	6,327,487	61.259
Directed for Foreign Governments	0	0	0	0	0	0.000	0	0.000
Tariff or Regulated	14	140,076	0	0	14	0.467	140,076	1.356
8(a) Awards	60	12,898	0	0	60	1.999	12,898	0.125
Brand Name For Resale	0	0	0	0	0	0.000	0	0.000
Small Business Awards								
Small Business No Preference	93	22,136	458	54,942	551	18.361	77,078	0.746
Total Set-Asides	39	3,249	276	27,413	315	10.497	30,662	0.297
Partial Set-Asides	0	0	0	0	0	0.000	0	0.000
8(a) Awards	60	12,898	298	73,067	358	11.929	85,965	0.832
Subtotal:	192	38,283	1,032	155,422	1,224	40.786	193,705	1.875
Type of Contract								
Fixed Price	230	168,705	1,213	500,068	1,443	48.084	668,773	6.475
Cost Reimbursement	622	7,799,391	912	1,858,912	1,534	51.116	9,658,303	93.506
Time & Material	5	314	6	1,336	11	0.367	1,650	0.016
Labor Hour	2	-35	11	363	13	0.433	328	0.003
Type of Contractor								
Business Concerns	680	5,731,362	1,817	1,595,983	2,497	83.206	7,327,345	70.939
Educational & Non-Profit	79	423,639	199	554,384	278	9.264	978,023	9.469
State/Local Government	98	1,813,415	118	38,289	216	7.198	1,851,704	17.927
Non-defined	2	-41	8	172,023	10	0.333	171,982	1.665
Full and Open Competition (Post-CICA)								
Normal Full & Open Competition	0	0	706	1,160,358	706	23.525	1,160,358	11.234
Architect Engineering	0	0	34	10,022	34	1.133	10,022	0.097
Basic Research	0	0	169	93,236	169	5.631	93,236	0.903
*Multiple Award	0	0	270	10,516	270	8.997	10,516	0.102
Alternate Source	0	0	1	546	1	0.033	546	0.005
Small Business Set-Aside	0	0	261	25,472	261	8.697	25,472	0.247
LSA Set-Aside	0	0	0	0	0	0.000	0	0.000
LSA/Small Business Set-Aside	0	0	15	1,941	15	0.500	1,941	0.019
Authority for Other Than Full and Open Competition (Post-CICA)								
Competitive								
Only One Source	0	0	3	2,486	3	0.100	2,486	0.024
Follow-on Contracts	0	0	2	750	2	0.067	750	0.007
Other	0	0	2	185	2	0.067	185	0.002
Unusual & Compelling Urgency	0	0	1	36	1	0.033	36	0.000
Mobilization/Essential R&D	0	0	0	0	0	0.000	0	0.000
International Agreement	0	0	0	0	0	0.000	0	0.000
National Security	0	0	0	0	0	0.000	0	0.000
Public Interest	0	0	0	0	0	0.000	0	0.000
Non-Competitive								
Only One Source	0	0	78	39,604	78	2.599	39,604	0.383
Follow-on Contracts	0	0	19	56,063	19	0.633	56,063	0.543
Other	0	0	29	146,122	29	0.966	146,122	1.415
Unusual & Compelling Urgency	0	0	16	189,898	16	0.533	189,898	1.838
Mobilization/Essential R&D	0	0	30	210,380	30	1.000	210,380	2.037
International Agreement	0	0	1	120	1	0.033	120	0.001
National Security	0	0	2	1,090	2	0.067	1,090	0.011
Public Interest	0	0	0	0	0	0.000	0	0.000
Not Available for Competition	74	152,974	328	411,270	402	13.396	564,244	5.463
Synopsis of Procurement Prior to Award								
Synopsized Prior to Award	158	1,089,158	850	372,440	1,008	33.589	1,461,598	14.150
Not Synopsized due to Emergency	0	0	17	44,067	17	0.566	44,067	0.427
Not Synopsized for Other Reasons	701	6,879,217	1,275	1,944,172	1,976	65.845	8,823,389	85.423
Women Owned Business	6	263	62	15,726	68	2.266	15,989	0.155
Full and Open with Only One Bidder/Offeror	0	0	153	83,740	153	5.098	83,740	0.811

FEDERAL PROCUREMENT DATA SYSTEM

DEPT OF HEALTH AND HUMAN SERVICES SNAPSHOT REPORT

Actions Reported in Summary on SF281

Fiscal Year 1988 Through Second Quarter

Part I - Total Prime Acquisition Actions

Acquisition Method	Number of Actions	Net Dollar Amount (000)				
		Total	Small Business Concerns	Large Business Concerns	Educational & Non-Profit Institutions	Outside U.S./ Outlying Areas
1. Total (2+7+8)	411,501	280,039				
2. Subtotal (3+4+5+6)	411,501	280,039	156,507	106,318	15,677	1,537
3. Formally Advertised (Including 2 Step)	13	140	66	39	35	0
4. Negotiated Competitive	19,389	42,723	30,779	10,674	1,214	56
5. Negotiated Non-Competitive	328,104	153,826	102,145	37,200	13,000	1,481
6. Procurement Under Another Agency's Contracts	63,995	83,350	23,517	58,405	1,428	0
6A. GSA Schedules	58,613	71,942	19,831	51,929	182	0
6B. Another Agency's Contracts	5,382	11,408	3,686	6,476	1,246	0
7. Directed Contracts For Foreign Governments	0	0				0
8. Tariff Or Regulated Acquisitions	0	0				

Part II - Statistics on Selected Types of Acquisition

Type of Acquisition	Number of Actions	Net Dollar Amount (000)
9. Small Business Total Set-Asides	126,892	92,439
10. Small Business Partial Set-Asides	346	83
11. Total Labor Surplus Area Set-Asides	3,277	3,319
12. Total Labor Surplus Area/Small Business Set-Asides	9,839	5,423
13. Acquisitions From Minority and Disadvantaged Business Enterprises (13A + 13B)	5,174	6,065
13A. Directed to Large Or Small Minority Business Enterprises	3,783	5,016
13B. Small Business - Disadvantaged 8(A)	1,391	1,049
14. Women-Owned Business	8,590	6,034

DEPT OF HEALTH AND HUMAN SERVICES SNAPSHOT REPORT

Actions Reported Individually on SF279

Fiscal Year 1988 Through Second Quarter

	PRE-CICA		POST-CICA		PRE- & POST-CICA			
	Actions	Dollars (000)	Actions	Dollars (000)	Actions	Percents of Actions	Dollars (000)	Percentage of Dollars (000)
Total	88	17,756	1,098	318,727	1,186	100.000	336,483	100.000
Subject To Statutory Requirements								
Walsh Healy Act - Mfg	7	956	66	12,061	73	6.155	13,017	3.869
Walsh Healy Act - Dealer	17	2,904	75	31,638	92	7.757	34,542	10.266
Service Contract Act	40	9,863	720	254,937	760	64.081	264,800	78.696
Davis Bacon Act	5	1,301	48	6,963	53	4.469	8,264	2.456
Not subject to Above 3 Acts	19	2,732	189	13,128	208	17.538	15,860	4.713
Kind of Contract Action								
Initial Letter Contract	0	0	1	60	1	0.084	60	0.018
Def. Cont. Superseding Letter Contract	0	0	0	0	0	0.000	0	0.000
New Definitive Contract	1	66	265	97,899	266	22.428	97,965	29.114
Order Under Agency's Contract	1	71	126	5,679	127	10.708	5,750	1.709
Modification	72	16,712	582	174,506	654	55.143	191,218	56.828
GSA Schedule	14	907	121	39,814	135	11.383	40,721	12.102
Order Under Other Agency's Contract	0	0	3	769	3	0.253	769	0.229
Termination for Default	0	0	0	0	0	0.000	0	0.000
Termination for Convenience	0	0	0	0	0	0.000	0	0.000
Labor Surplus Area (LSA)								
Total Set-Aside	1	985	1	168	2	0.169	1,133	0.337
Partial Set-Aside (DOD contracts)	0	0	0	0	0	0.000	0	0.000
Tie Bid Preference	0	0	0	0	0	0.000	0	0.000
Total LSA/Small Bus. Set-Aside	1	148	6	4,248	7	0.590	4,396	1.306
Comb. Sm. Bus. Partial LSA (DOD contracts)	0	0	0	0	0	0.000	0	0.000
Subtotal:	2	1,113	7	4,416	9	0.759	5,529	1.643
LSA No Preference Given	86	16,643	1,091	314,311	1,177	99.241	330,954	98.357
Product or Service								
Supplies & Equipment	11	725	72	14,527	83	6.998	15,252	4.533
Research & Development	10	2,253	321	117,771	331	27.909	120,024	35.670
Construction	5	1,301	49	7,001	54	4.553	8,302	2.467
Architect Engineering	4	2,618	18	4,155	22	1.855	6,773	2.013
Automatic Data Processing Services	15	3,298	43	9,673	58	4.890	12,971	3.855
ADP Equipment, Purchase & Lease	4	465	44	18,824	48	4.047	19,289	5.733
Real Property, Purchase & Lease	0	0	0	0	0	0.000	0	0.000
Other Services	39	7,096	551	146,776	590	49.747	153,872	45.730

FEDERAL PROCUREMENT DATA SYSTEM
DEPT OF HEALTH AND HUMAN SERVICES SNAPSHOT REPORT
Actions Reported Individually on SF279
Fiscal Year 1988 Through Second Quarter

	PRE-CICA		POST-CICA		PRE- & POST-CICA			
	Actions	Dollars (000)	Actions	Dollars (000)	Actions	Percentage of Actions	Dollars (000)	Percentage of Dollars (000)
Methods of Contracting (Pre-CICA)								
2-step Formal Advertising	0	0	0	0	0	0.000	0	0.000
Other Formal Advertising	5	304	0	0	5	0.422	304	0.090
Negotiated Competitive	55	12,536	0	0	55	4.637	12,536	3.726
Negotiated Non-Competitive	13	1,185	0	0	13	1.096	1,185	0.352
Directed for Foreign Governments	0	0	0	0	0	0.000	0	0.000
Tariff or Regulated	0	0	0	0	0	0.000	0	0.000
8(a) Awards	15	3,731	0	0	15	1.265	3,731	1.109
Brand Name For Resale	0	0	0	0	0	0.000	0	0.000
Small Business Awards								
Small Business No Preference	24	3,456	201	42,305	225	18.971	45,761	13.600
Total Set-Asides	4	1,058	88	15,330	92	7.757	16,388	4.870
Partial Set-Asides	0	0	0	0	0	0.000	0	0.000
8(a) Awards	15	3,731	77	13,769	92	7.757	17,500	5.201
Subtotal:	43	8,245	366	71,404	409	34.486	79,649	23.671
Type of Contract								
Fixed Price	66	12,870	592	124,234	658	55.481	137,104	40.746
Cost Reimbursement	21	4,815	467	190,430	488	41.147	195,245	58.025
Time & Material	0	0	3	417	3	0.253	417	0.124
Labor Hour	1	71	36	3,646	37	3.120	3,717	1.105
Type of Contractor								
Business Concerns	72	15,714	705	179,091	777	65.514	194,805	57.894
Educational & Non-Profit	10	838	204	87,840	214	18.044	88,678	26.354
State/Local Government	6	1,204	189	51,796	195	16.442	53,000	15.751
Non-defined	0	0	0	0	0	0.000	0	0.000
Full and Open Competition (Post-CICA)								
Normal Full & Open Competition	0	0	544	138,373	544	45.868	138,373	41.123
Architect Engineering	0	0	11	2,372	11	0.927	2,372	0.705
Basic Research	0	0	0	0	0	0.000	0	0.000
Multiple Award	0	0	116	40,224	116	9.781	40,224	11.954
Alternate Source	0	0	0	0	0	0.000	0	0.000
Small Business Set-Aside	0	0	86	14,166	86	7.251	14,166	4.210
LSA Set-Aside	0	0	0	0	0	0.000	0	0.000
LSA/Small Business Set-Aside	0	0	2	1,164	2	0.169	1,164	0.346
Authority for Other Than Full and Open Competition (Post-CICA)								
Competitive								
Only One Source	0	0	2	126	2	0.169	126	0.037
Follow-on Contracts	0	0	0	0	0	0.000	0	0.000
Other	0	0	0	0	0	0.000	0	0.000
Unusual & Compelling Urgency	0	0	1	461	1	0.084	461	0.137
Mobilization/Essential R&D	0	0	0	0	0	0.000	0	0.000
International Agreement	0	0	1	118	1	0.084	118	0.035
National Security	0	0	0	0	0	0.000	0	0.000
Public Interest	0	0	0	0	0	0.000	0	0.000
Non-Competitive								
Only One Source	0	0	61	30,729	61	5.143	30,729	9.132
Follow-on Contracts	0	0	17	7,796	17	1.433	7,796	2.317
Other	0	0	36	4,165	36	3.035	4,165	1.238
Unusual & Compelling Urgency	0	0	8	3,627	8	0.675	3,627	1.078
Mobilization/Essential R&D	0	0	1	100	1	0.084	100	0.030
International Agreement	0	0	2	650	2	0.169	650	0.193
National Security	0	0	0	0	0	0.000	0	0.000
Public Interest	0	0	0	0	0	0.000	0	0.000
Not Available for Competition	15	3,731	210	74,656	225	18.971	78,387	23.296
Synopsis of Procurement Prior to Award								
Synopsized Prior to Award	35	5,841	761	225,071	796	67.116	230,912	68.625
Not Synopsized due to Emergency	14	2,699	47	8,048	61	5.143	10,747	3.194
Not Synopsized for Other Reasons	39	9,216	290	85,608	329	27.740	94,824	28.181
Women Owned Business	2	890	55	9,112	57	4.806	10,002	2.973
Full and Open with Only One Bidder/Officer	0	0	312	85,599	312	26.307	85,599	25.439

FEDERAL PROCUREMENT DATA SYSTEM

DEPT OF HOUSING AND URBAN DEVELOPMENT SNAPSHOT REPORT

Actions Reported in Summary on SF281

Fiscal Year 1988 Through Second Quarter

Part I - Total Prime Acquisition Actions

Acquisition Method	Number of Actions	Net Dollar Amount (000)				
		Total	Small Business Concerns	Large Business Concerns	Educational & Non-Profit Institutions	Outside U.S./ Outlying Areas
1. Total (2+7+8)	8,329	9,898				
2. Subtotal (3+4+5+6)	8,329	9,898	4,962	4,912	24	0
3. Formally Advertised (Including 2 Step)	0	0	0	0	0	0
4. Negotiated Competitive	1,199	2,021	1,228	793	0	0
5. Negotiated Non-Competitive	4,737	3,011	2,040	950	21	0
6. Procurement Under Another Agency's Contracts	2,393	4,866	1,694	3,169	3	0
6A. GSA Schedules	2,335	4,822	1,680	3,142	0	0
6B. Another Agency's Contracts	58	44	14	27	3	0
7. Directed Contracts For Foreign Governments	0	0				
8. Tariff Or Regulated Acquisitions	0	0				

Part II - Statistics on Selected Types of Acquisition

Type of Acquisition	Number of Actions	Net Dollar Amount (000)
9. Small Business Total Set-Asides	184	171
10. Small Business Partial Set-Asides	0	0
11. Total Labor Surplus Area Set-Asides	23	21
12. Total Labor Surplus Area/Small Business Set-Asides	101	103
13. Acquisitions From Minority and Disadvantaged Business Enterprises (13A + 13B)	229	230
13A. Directed to Large Or Small Minority Business Enterprises	229	230
13B. Small Business - Disadvantaged 8(A)	0	0
14. Women-Owned Business	144	346

DEPT OF HOUSING AND URBAN DEVELOPMENT SNAPSHOT REPORT

Actions Reported Individually on SF279

Fiscal Year 1988 Through Second Quarter

	PRE-CICA		POST-CICA		PRE-& POST-CICA			
	Actions	Dollars (000)	Actions	Dollars (000)	Actions	Percents of Actions	Dollars (000)	Percentage of Dollars (000)
Total	44	22,132	218	40,870	262	100.000	63,002	100.000
Subject To Statutory Requirements								
Walsh Healy Act - Mfg	0	0	17	1,360	17	6.489	1,360	2.159
Walsh Healy Act - Dealer	0	0	7	275	7	2.672	275	0.436
Service Contract Act	9	467	42	4,481	51	19.466	4,948	7.854
Davis Bacon Act	0	0	0	0	0	0.000	0	0.000
Not subject to Above 3 Acts	35	21,665	152	34,754	187	71.374	56,419	89.551
Kind of Contract Action								
Initial Letter Contract	0	0	0	0	0	0.000	0	0.000
Def. Cont. Superseding Letter Contract	0	0	0	0	0	0.000	0	0.000
New Definitive Contract	0	0	17	3,065	17	6.489	3,065	4.865
Order Under Agency's Contract	3	183	48	912	51	19.466	1,095	1.738
Modification	40	21,922	126	34,609	166	63.359	56,531	89.729
GSA Schedule	1	27	27	2,284	28	10.687	2,311	3.668
Order Under Other Agency's Contract	0	0	0	0	0	0.000	0	0.000
Termination for Default	0	0	0	0	0	0.000	0	0.000
Termination for Convenience	0	0	0	0	0	0.000	0	0.000
Labor Surplus Area (LSA)								
Total Set-Aside	0	0	16	722	16	6.107	722	1.146
Partial Set-Aside (DOD contracts)	0	0	0	0	0	0.000	0	0.000
Tie Bid Preference	0	0	0	0	0	0.000	0	0.000
Total LSA/Small Bus. Set-Aside	0	0	5	2,545	5	1.908	2,545	4.040
Comb. Sm. Bus. Partial LSA (DOD contracts)	0	0	0	0	0	0.000	0	0.000
Subtotal:	0	0	21	3,267	21	8.015	3,267	5.186
LSA No Preference Given	44	22,132	197	37,603	241	91.985	59,735	94.814
Product or Service								
Supplies & Equipment	3	544	16	1,046	19	7.252	1,590	2.524
Research & Development	0	0	1	38	1	0.382	38	0.060
Construction	0	0	17	2,884	17	6.489	2,884	4.578
Architect Engineering	0	0	0	0	0	0.000	0	0.000
Automatic Data Processing Services	17	15,557	64	20,561	81	30.916	36,118	57.328
ADP Equipment, Purchase & Lease	3	723	10	4,148	13	4.962	4,871	7.732
Real Property, Purchase & Lease	0	0	0	0	0	0.000	0	0.000
Other Services	21	5,308	110	12,193	131	50.000	17,501	27.778

FEDERAL PROCUREMENT DATA SYSTEM
DEPT OF HOUSING AND URBAN DEVELOPMENT SNAPSHOT REPORT
Actions Reported Individually on SF279
Fiscal Year 1988 Through Second Quarter

	PRE-CICA		POST-CICA		PRE- & POST-CICA			
	Actions	Dollars (000)	Actions	Dollars (000)	Actions	Percentage of Actions	Dollars (000)	Percentage of Dollars (000)
Methods of Contracting (Pre-CICA)								
2-step Formal Advertising	0	0	0	0	0	0.000	0	0.000
Other Formal Advertising	0	0	0	0	0	0.000	0	0.000
Negotiated Competitive	23	14,905	0	0	23	8.779	14,905	23.658
Negotiated Non-Competitive	7	4,718	0	0	7	2.672	4,718	7.489
Directed for Foreign Governments	0	0	0	0	0	0.000	0	0.000
Tariff or Regulated	0	0	0	0	0	0.000	0	0.000
8(a) Awards	14	2,509	0	0	14	5.344	2,509	3.982
Brand Name For Resale	0	0	0	0	0	0.000	0	0.000
Small Business Awards								
Small Business No Preference	12	3,174	43	3,993	55	20.992	7,167	11.376
Total Set-Asides	1	3	52	953	53	20.229	956	1.517
Partial Set-Asides	0	0	0	0	0	0.000	0	0.000
8(a) Awards	14	2,509	42	9,389	56	21.374	11,898	18.885
Subtotal:	27	5,686	137	14,335	164	62.595	20,021	31.778
Type of Contract								
Fixed Price	38	19,086	126	15,612	164	62.595	34,698	55.074
Cost Reimbursement	6	3,046	84	25,079	90	34.351	28,125	44.641
Time & Material	0	0	4	84	4	1.527	84	0.133
Labor Hour	0	0	4	95	4	1.527	95	0.151
Type of Contractor								
Business Concerns	42	20,562	211	39,765	253	96.565	60,327	95.754
Educational & Non-Profit	2	1,570	7	1,105	9	3.435	2,675	4.246
State/Local Government	0	0	0	0	0	0.000	0	0.000
Non-defined	0	0	0	0	0	0.000	0	0.000
Full and Open Competition (Post-CICA)								
Normal Full & Open Competition	0	0	58	18,556	58	22.137	18,556	29.453
Architect Engineering	0	0	2	19	2	0.763	19	0.030
Basic Research	0	0	0	0	0	0.000	0	0.000
Multiple Award	0	0	38	3,013	38	14.504	3,013	4.782
Alternate Source	0	0	0	0	0	0.000	0	0.000
Small Business Set-Aside	0	0	50	583	50	19.084	583	0.925
LSA Set-Aside	0	0	8	509	8	3.053	509	0.808
LSA/Small Business Set-Aside	0	0	4	1,950	4	1.527	1,950	3.095
Authority for Other Than Full and Open Competition (Post-CICA)								
Competitive								
Only One Source	0	0	0	0	0	0.000	0	0.000
Follow-on Contracts	0	0	0	0	0	0.000	0	0.000
Other	0	0	0	0	0	0.000	0	0.000
Unusual & Compelling Urgency	0	0	0	0	0	0.000	0	0.000
Mobilization/Essential R&D	0	0	0	0	0	0.000	0	0.000
International Agreement	0	0	0	0	0	0.000	0	0.000
National Security	0	0	0	0	0	0.000	0	0.000
Public Interest	0	0	0	0	0	0.000	0	0.000
Non-Competitive								
Only One Source	0	0	2	3,553	2	0.763	3,553	5.640
Follow-on Contracts	0	0	3	50	3	1.145	50	0.079
Other	0	0	4	565	4	1.527	565	0.897
Unusual & Compelling Urgency	0	0	0	0	0	0.000	0	0.000
Mobilization/Essential R&D	0	0	0	0	0	0.000	0	0.000
International Agreement	0	0	0	0	0	0.000	0	0.000
National Security	0	0	0	0	0	0.000	0	0.000
Public Interest	0	0	0	0	0	0.000	0	0.000
Not Available for Competition	14	2,509	49	12,072	63	24.046	14,581	23.144
Synopsis of Procurement Prior to Award								
Synopsized Prior to Award	37	20,918	43	6,402	80	30.534	27,320	43.364
Not Synopsized due to Emergency	0	0	13	695	13	4.962	695	1.103
Not Synopsized for Other Reasons	7	1,214	162	33,773	169	64.504	34,987	55.533
Women Owned Business	0	0	37	673	37	14.122	673	1.068
Full and Open with Only One Bidder/Officer	0	0	107	20,367	107	40.840	20,367	32.328

FEDERAL PROCUREMENT DATA SYSTEM
 DEPARTMENT OF INTERIOR SNAPSHOT REPORT

Actions Reported in Summary on SF281
 Fiscal Year 1988 Through Second Quarter

Part I - Total Prime Acquisition Actions

Acquisition Method	Number of Actions	Net Dollar Amount (000)				
		Total	Small Business Concerns	Large Business Concerns	Educational & Non-Profit Institutions	Outside U.S./ Outlying Areas
1. Total (2+7+8)	226,063	144,660				
2. Subtotal (3+4+5+6)	224,346	143,855	98,013	40,258	5,426	158
3. Formally Advertised (Including 2 Step)	437	1,374	1,182	192	0	0
4. Negotiated Competitive	90,260	63,129	53,737	8,791	569	32
5. Negotiated Non-Competitive	102,394	38,479	27,084	7,801	3,475	119
6. Procurement Under Another Agency's Contracts	31,255	40,873	16,010	23,474	1,382	7
6A. GSA Schedules	24,875	34,699	12,599	21,153	940	7
6B. Another Agency's Contracts	6,380	6,174	3,411	2,321	442	0
7. Directed Contracts For Foreign Governments	15	32				
8. Tariff Or Regulated Acquisitions	1,702	773				

Part II - Statistics on Selected Types of Acquisition

Type of Acquisition	Number of Actions	Net Dollar Amount (000)
9. Small Business Total Set-Asides	75,013	37,979
10. Small Business Partial Set-Asides	571	571
11. Total Labor Surplus Area Set-Asides	6,726	3,920
12. Total Labor Surplus Area/Small Business Set-Asides	23,598	10,932
13. Acquisitions From Minority and Disadvantaged Business Enterprises (13A + 13B)	3,979	6,395
13A. Directed to Large Or Small Minority Business Enterprises	3,979	6,395
13B. Small Business - Disadvantaged 8(A)	0	0
14. Women-Owned Business	2,564	2,933

DEPARTMENT OF INTERIOR SNAPSHOT REPORT

Actions Reported Individually on SF279
 Fiscal Year 1988 Through Second Quarter

	PRE-CICA		POST-CICA		PRE-& POST-CICA			
	Actions	Dollars (000)	Actions	Dollars (000)	Actions	Percents of Actions	Dollars (000)	Percentage of Dollars (000)
Total	416	51,068	3,468	434,360	3,884	100.000	485,428	100.000
Subject To Statutory Requirements								
Walsh Healy Act - Mfg	82	1,507	403	33,531	485	12.487	35,038	7.218
Walsh Healy Act - Dealer	26	4,420	309	12,760	335	8.625	17,180	3.539
Service Contract Act	67	11,958	666	56,079	733	18.872	68,037	14.016
Davis Bacon Act	70	23,644	958	240,525	1,028	26.468	264,169	54.420
Not subject to Above 3 Acts	171	9,539	1,132	91,465	1,303	33.548	101,004	20.807
Kind of Contract Action								
Initial Letter Contract	0	0	17	2,991	17	0.438	2,991	0.616
Def. Cont. Superseding Letter Contract	0	0	2	31	2	0.051	31	0.006
New Definitive Contract	5	269	1,027	175,735	1,032	26.571	176,004	36.257
Order Under Agency's Contract	86	946	452	13,711	538	13.852	14,657	3.019
Modification	290	49,012	1,529	227,758	1,819	46.833	276,770	57.016
GSA Schedule	35	841	399	13,442	434	11.174	14,283	2.942
Order Under Other Agency's Contract	0	0	36	844	36	0.927	844	0.174
Termination for Default	0	0	3	-97	3	0.077	-97	-0.020
Termination for Convenience	0	0	3	-55	3	0.077	-55	-0.011
Labor Surplus Area (LSA)								
Total Set-Aside	50	28,631	116	97,713	166	4.274	126,344	26.027
Partial Set-Aside (DOD contracts)	0	0	4	32	4	0.103	32	0.007
Tie Bid Preference	0	0	3	61	3	0.077	61	0.013
Total LSA/Small Bus. Set-Aside	85	411	533	78,927	618	15.911	79,338	16.344
Comb. Sm. Bus. Partial LSA (DOD contracts)	0	0	4	7	4	0.103	7	0.001
Subtotal:	135	29,042	660	176,740	795	20.469	205,782	42.392
LSA No Preference Given	281	22,026	2,808	257,620	3,089	79.531	279,646	57.608
Product or Service								
Supplies & Equipment	41	3,751	449	35,339	490	12.616	39,090	8.053
Research & Development	2	4	5	131	7	0.180	135	0.028
Construction	69	23,638	971	243,214	1,040	26.777	266,852	54.973
Architect Engineering	96	2,251	167	2,955	263	6.771	5,206	1.072
Automatic Data Processing Services	28	3,326	77	13,146	105	2.703	16,472	3.393
ADP Equipment, Purchase & Lease	80	4,506	259	10,637	339	8.728	15,143	3.120
Real Property, Purchase & Lease	2	94	16	396	18	0.463	490	0.101
Other Services	98	13,488	1,524	128,542	1,622	41.761	142,040	29.261

FEDERAL PROCUREMENT DATA SYSTEM
DEPARTMENT OF INTERIOR SNAPSHOT REPORT
Actions Reported Individually on SF279
Fiscal Year 1988 Through Second Quarter

	PRE-CICA		POST-CICA		PRE- & POST-CICA			
	Actions	Dollars (000)	Actions	Dollars (000)	Actions	Percentage of Actions	Dollars (000)	Percentage of Dollars (000)
Methods of Contracting (Pre-CICA)								
2-step Formal Advertising	0	0	0	0	0	0.000	0	0.000
Other Formal Advertising	27	2,930	0	0	27	0.695	2,930	0.604
Negotiated Competitive	316	39,811	0	0	316	8.136	39,811	8.201
Negotiated Non-Competitive	57	7,434	0	0	57	1.468	7,434	1.531
Directed for Foreign Governments	0	0	0	0	0	0.000	0	0.000
Tariff or Regulated	1	422	0	0	1	0.026	422	0.087
8(a) Awards	15	471	0	0	15	0.386	471	0.097
Brand Name For Resale	0	0	0	0	0	0.000	0	0.000
Small Business Awards								
Small Business No Preference	68	5,012	857	55,900	925	23.816	60,912	12.548
Total Set-Asides	131	3,592	1,172	97,933	1,303	33.548	101,525	20.915
Partial Set-Asides	0	0	0	0	0	0.000	0	0.000
8(a) Awards	15	471	247	16,129	262	6.746	16,600	3.420
Subtotal:	214	9,075	2,276	169,962	2,490	64.109	179,037	36.882
Type of Contract								
Fixed Price	379	42,154	2,973	365,874	3,352	86.303	408,028	84.055
Cost Reimbursement	35	8,925	458	65,551	493	12.693	74,476	15.342
Time & Material	0	0	21	1,165	21	0.541	1,165	0.240
Labor Hour	2	-11	16	1,770	18	0.463	1,759	0.362
Type of Contractor								
Business Concerns	407	50,641	3,011	377,923	3,418	88.002	428,564	88.286
Educational & Non-Profit	4	230	30	887	34	0.875	1,117	0.230
State/Local Government	5	197	424	51,576	429	11.045	51,773	10.665
Non-defined	0	0	3	3,974	3	0.077	3,974	0.819
Full and Open Competition (Post-CICA)								
Normal Full & Open Competition	0	0	811	147,760	811	20.881	147,760	30.439
Architect Engineering	0	0	78	2,060	78	2.008	2,060	0.424
Basic Research	0	0	0	0	0	0.000	0	0.000
Multiple Award	0	0	383	12,269	383	9.861	12,269	2.527
Alternate Source	0	0	0	0	0	0.000	0	0.000
Small Business Set-Aside	0	0	639	19,035	639	16.452	19,035	3.921
LSA Set-Aside	0	0	116	97,713	116	2.987	97,713	20.129
LSA/Small Business Set-Aside	0	0	533	78,898	533	13.723	78,898	16.253
Authority for Other Than Full and Open Competition (Post-CICA)								
Competitive								
Only One Source	0	0	6	129	6	0.154	129	0.027
Follow-on Contracts	0	0	9	945	9	0.232	945	0.195
Other	0	0	17	381	17	0.438	381	0.078
Unusual & Compelling Urgency	0	0	7	171	7	0.180	171	0.035
Mobilization/Essential R&D	0	0	0	0	0	0.000	0	0.000
International Agreement	0	0	0	0	0	0.000	0	0.000
National Security	0	0	0	0	0	0.000	0	0.000
Public Interest	0	0	0	0	0	0.000	0	0.000
Non-Competitive								
Only One Source	0	0	34	1,216	34	0.875	1,216	0.251
Follow-on Contracts	0	0	14	628	14	0.360	628	0.129
Other	0	0	30	2,737	30	0.772	2,737	0.564
Unusual & Compelling Urgency	0	0	4	79	4	0.103	79	0.016
Mobilization/Essential R&D	0	0	0	0	0	0.000	0	0.000
International Agreement	0	0	0	0	0	0.000	0	0.000
National Security	0	0	2	82	2	0.051	82	0.017
Public Interest	0	0	1	59	1	0.026	59	0.012
Not Available for Competition	17	889	702	69,302	719	18.512	70,191	14.460
Synopsis of Procurement Prior to Award								
Synopsized Prior to Award	245	40,922	2,200	333,601	2,445	62.951	374,523	77.153
Not Synopsized due to Emergency	69	-304	60	3,044	129	3.321	2,740	0.564
Not Synopsized for Other Reasons	102	10,450	1,208	97,715	1,310	33.728	108,165	22.282
Women Owned Business	2	0	114	8,023	116	2.987	8,023	1.653
Full and Open with Only One Bidder/Offeror	0	0	115	6,927	115	2.961	6,927	1.427

FEDERAL PROCUREMENT DATA SYSTEM
 DEPARTMENT OF JUSTICE SNAPSHOT REPORT

Actions Reported in Summary on SF281

Fiscal Year 1988 Through Second Quarter

Part I - Total Prime Acquisition Actions

Acquisition Method	Number of Actions	Net Dollar Amount (000)				
		Total	Small Business Concerns	Large Business Concerns	Educational & Non-Profit Institutions	Outside U.S./ Outlying Areas
1. Total (2+7+8)	330,028	155,025				
2. Subtotal (3+4+5+6)	329,871	153,333	96,302	51,020	5,999	12
3. Formally Advertised (Including 2 Step)	2,914	1,084	892	172	20	0
4. Negotiated Competitive	57,673	55,476	43,086	11,861	529	0
5. Negotiated Non-Competitive	178,076	59,471	39,664	16,686	3,109	12
6. Procurement Under Another Agency's Contracts	91,208	37,302	12,660	22,301	2,341	0
6A. GSA Schedules	34,100	28,707	9,053	19,586	68	0
6B. Another Agency's Contracts	57,108	8,595	3,607	2,715	2,273	0
7. Directed Contracts For Foreign Governments	4	1				
8. Tariff Or Regulated Acquisitions	153	1,691				

Part II - Statistics on Selected Types of Acquisition

Type of Acquisition	Number of Actions	Net Dollar Amount (000)
9. Small Business Total Set-Asides	147,515	50,345
10. Small Business Partial Set-Asides	11	197
11. Total Labor Surplus Area Set-Asides	21,523	3,583
12. Total Labor Surplus Area/Small Business Set-Asides	77,225	17,224
13. Acquisitions From Minority and Disadvantaged Business Enterprises (13A + 13B)	57,119	7,349
13A. Directed to Large Or Small Minority Business Enterprises	56,839	4,829
13B. Small Business - Disadvantaged 8(A)	280	2,520
14. Women-Owned Business	3,017	1,983

DEPARTMENT OF JUSTICE SNAPSHOT REPORT

Actions Reported Individually on SF279

Fiscal Year 1988 Through Second Quarter

	PRE-CICA		POST-CICA		PRE- & POST-CICA			
	Actions	Dollars (000)	Actions	Dollars (000)	Actions	Percents of Actions	Dollars (000)	Percentage of Dollars (000)
Total	214	53,058	573	269,317	787	100.000	322,375	100.000
Subject To Statutory Requirements								
Waish Healy Act - Mfg	42	6,638	86	9,646	128	16.264	16,284	5.051
Waish Healy Act - Dealer	12	5,574	39	20,886	51	6.480	26,460	8.208
Service Contract Act	138	33,551	214	75,057	352	44.727	108,608	33.690
Davis Bacon Act	0	0	32	83,948	32	4.066	83,948	26.040
Not subject to Above 3 Acts	22	7,295	202	79,780	224	28.463	87,075	27.010
Kind of Contract Action								
Initial Letter Contract	0	0	3	6,864	3	0.381	6,864	2.129
Def. Cont. Superseding Letter Contract	0	0	3	3,484	3	0.381	3,484	1.081
New Definitive Contract	0	0	209	145,376	209	26.557	145,376	45.095
Order Under Agency's Contract	49	14,093	72	53,107	121	15.375	67,200	20.845
Modification	110	34,011	141	43,848	251	31.893	77,859	24.152
GSA Schedule	51	4,331	135	15,252	186	23.634	19,583	6.075
Order Under Other Agency's Contract	4	623	8	1,292	12	1.525	1,915	0.594
Termination for Default	0	0	2	94	2	0.254	94	0.029
Termination for Convenience	0	0	0	0	0	0.000	0	0.000
Labor Surplus Area (LSA)								
Total Set-Aside	0	0	16	2,846	16	2.033	2,846	0.883
Partial Set-Aside (DOD contracts)	0	0	0	0	0	0.000	0	0.000
Tie Bid Preference	1	232	5	171	6	0.762	403	0.125
Total LSA/Small Bus. Set-Aside	1	394	5	245	6	0.762	639	0.198
Comb. Sm. Bus. Partial LSA (DOD contracts)	0	0	0	0	0	0.000	0	0.000
Subtotal:	2	626	26	3,262	28	3.558	3,888	1.206
LSA No Preference Given	212	52,432	547	266,055	759	96.442	318,487	98.794
Product or Service								
Supplies & Equipment	37	5,852	105	14,210	142	18.043	20,062	6.223
Research & Development	1	400	1	59	2	0.254	459	0.142
Construction	0	0	32	83,948	32	4.066	83,948	26.040
Architect Engineering	0	0	10	1,762	10	1.271	1,762	0.547
Automatic Data Processing Services	29	7,161	28	20,938	57	7.243	28,099	8.716
ADP Equipment, Purchase & Lease	20	20,028	60	30,350	80	10.165	50,378	15.627
Real Property, Purchase & Lease	2	283	16	1,181	18	2.287	1,464	0.454
Other Services	125	19,334	321	116,869	446	56.671	136,203	42.250

FEDERAL PROCUREMENT DATA SYSTEM
DEPARTMENT OF JUSTICE SNAPSHOT REPORT
Actions Reported Individually on SF279
Fiscal Year 1988 Through Second Quarter

	PRE-CICA		POST-CICA		PRE- & POST-CICA			
	Actions	Dollars (000)	Actions	Dollars (000)	Actions	Percentage of Actions	Dollars (000)	Percentage of Dollars (000)
Methods of Contracting (Pre-CICA)								
2-step Formal Advertising	0	0	0	0	0	0.000	0	0.000
Other Formal Advertising	1	239	0	0	1	0.127	239	0.074
Negotiated Competitive	118	40,472	0	0	118	14.994	40,472	12.554
Negotiated Non-Competitive	93	12,133	0	0	93	11.817	12,133	3.764
Directed for Foreign Governments	0	0	0	0	0	0.000	0	0.000
Tariff or Regulated	0	0	0	0	0	0.000	0	0.000
8(a) Awards	2	214	0	0	2	0.254	214	0.066
Brand Name For Resale	0	0	0	0	0	0.000	0	0.000
Small Business Awards								
Small Business No Preference	75	13,473	187	92,129	262	33.291	105,602	32.758
Total Set-Asides	2	420	28	4,078	30	3.812	4,498	1.395
Partial Set-Asides	0	0	0	0	0	0.000	0	0.000
8(a) Awards	2	214	20	38,091	22	2.795	38,305	11.882
Subtotal:	79	14,107	235	134,298	314	39.898	148,405	46.035
Type of Contract								
Fixed Price	190	46,632	552	233,934	742	94.282	280,566	87.031
Cost Reimbursement	22	4,216	13	32,766	35	4.447	36,982	11.472
Time & Material	2	2,210	4	1,235	6	0.762	3,445	1.069
Labor Hour	0	0	4	1,382	4	0.508	1,382	0.429
Type of Contractor								
Business Concerns	208	52,236	518	256,766	726	92.249	309,002	95.852
Educational & Non-Profit	2	199	53	12,442	55	6.989	12,641	3.921
State/Local Government	4	623	2	109	6	0.762	732	0.227
Non-defined	0	0	0	0	0	0.000	0	0.000
Full and Open Competition (Post-CICA)								
Normal Full & Open Competition	0	0	278	159,197	278	35.324	159,197	49.383
Architect Engineering	0	0	8	1,690	8	1.017	1,690	0.524
Basic Research	0	0	0	0	0	0.000	0	0.000
Multiple Award	0	0	126	14,639	126	16.010	14,639	4.541
Alternate Source	0	0	0	0	0	0.000	0	0.000
Small Business Set-Aside	0	0	26	3,971	26	3.304	3,971	1.232
LSA Set-Aside	0	0	7	1,723	7	0.889	1,723	0.534
LSA/Small Business Set-Aside	0	0	2	107	2	0.254	107	0.033
Authority for Other Than Full and Open Competition (Post-CICA)								
Competitive								
Only One Source	0	0	1	100	1	0.127	100	0.031
Follow-on Contracts	0	0	0	0	0	0.000	0	0.000
Other	0	0	1	1,087	1	0.127	1,087	0.337
Unusual & Compelling Urgency	0	0	9	2,742	9	1.144	2,742	0.851
Mobilization/Essential R&D	0	0	0	0	0	0.000	0	0.000
International Agreement	0	0	0	0	0	0.000	0	0.000
National Security	0	0	0	0	0	0.000	0	0.000
Public Interest	0	0	0	0	0	0.000	0	0.000
Non-Competitive								
Only One Source	0	0	28	3,420	28	3.558	3,420	1.061
Follow-on Contracts	0	0	1	391	1	0.127	391	0.121
Other	0	0	30	8,783	30	3.812	8,783	2.724
Unusual & Compelling Urgency	0	0	22	24,939	22	2.795	24,939	7.736
Mobilization/Essential R&D	0	0	0	0	0	0.000	0	0.000
International Agreement	0	0	0	0	0	0.000	0	0.000
National Security	0	0	4	1,334	4	0.508	1,334	0.414
Public Interest	0	0	0	0	0	0.000	0	0.000
Not Available for Competition	2	214	30	45,194	32	4.066	45,408	14.085
Synopsis of Procurement Prior to Award								
Synopsized Prior to Award	151	38,947	283	163,817	434	55.146	202,764	62.897
Not Synopsized due to Emergency	8	4,921	42	28,920	50	6.353	33,841	10.497
Not Synopsized for Other Reasons	55	9,190	248	76,580	303	38.501	85,770	26.606
Women Owned Business	3	245	23	30,536	26	3.304	30,781	9.548
Full and Open with Only One Bidder/Offoror	0	0	75	11,774	75	9.530	11,774	3.652

FEDERAL PROCUREMENT DATA SYSTEM
DEPARTMENT OF LABOR SNAPSHOT REPORT

Actions Reported in Summary on SF281
 Fiscal Year 1988 Through Second Quarter

Part I - Total Prime Acquisition Actions

Acquisition Method	Number of Actions	Net Dollar Amount (000)				
		Total	Small Business Concerns	Large Business Concerns	Educational & Non-Profit Institutions	Outside U.S./ Outlying Areas
1. Total (2+7+8)	14,843	20,407				
2. Subtotal (3+4+5+6)	14,843	20,407	10,729	9,196	482	0
3. Formally Advertised (Including 2 Step)	0	0	0	0	0	0
4. Negotiated Competitive	2,916	5,420	3,279	2,038	103	0
5. Negotiated Non-Competitive	7,589	7,605	5,666	1,578	361	0
6. Procurement Under Another Agency's Contracts	4,338	7,382	1,784	5,580	18	0
6A. GSA Schedules	4,262	7,240	1,682	5,542	16	0
6B. Another Agency's Contracts	76	142	102	38	2	0
7. Directed Contracts For Foreign Governments	0	0				
8. Tariff Or Regulated Acquisitions	0	0				

Part II - Statistics on Selected Types of Acquisition

Type of Acquisition	Number of Actions	Net Dollar Amount (000)
9. Small Business Total Set-Asides	7,169	7,978
10. Small Business Partial Set-Asides	163	757
11. Total Labor Surplus Area Set-Asides	2,120	1,009
12. Total Labor Surplus Area/Small Business Set-Asides	687	185
13. Acquisitions From Minority and Disadvantaged Business Enterprises (13A + 13B)	537	852
13A. Directed to Large Or Small Minority Business Enterprises	504	766
13B. Small Business - Disadvantaged 8(A)	33	86
14. Women-Owned Business	312	427

DEPARTMENT OF LABOR SNAPSHOT REPORT

Actions Reported Individually on SF279
 Fiscal Year 1988 Through Second Quarter

	PRE-CICA		POST-CICA		PRE- & POST-CICA			
	Actions	Dollars (000)	Actions	Dollars (000)	Actions	Percents of Actions	Dollars (000)	Percentage of Dollars (000)
Total	99	47,512	472	101,399	571	100.000	148,911	100.000
Subject To Statutory Requirements								
Walsh Healy Act - Mfg	3	137	6	353	9	1.576	490	0.329
Walsh Healy Act - Dealer	2	538	4	181	6	1.051	719	0.483
Service Contract Act	15	13,267	195	24,691	210	36.778	37,958	25.490
Davis Bacon Act	0	0	4	65	4	0.701	65	0.044
Not subject to Above 3 Acts	79	33,570	263	76,109	342	59.895	109,679	73.654
Kind of Contract Action								
Initial Letter Contract	0	0	0	0	0	0.000	0	0.000
Def. Cont. Superseding Letter Contract	0	0	0	0	0	0.000	0	0.000
New Definitive Contract	3	178	47	8,613	50	8.757	8,791	5.904
Order Under Agency's Contract	0	0	10	267	10	1.751	267	0.179
Modification	92	47,141	412	92,368	504	88.266	139,509	93.686
GSA Schedule	4	193	3	151	7	1.226	344	0.231
Order Under Other Agency's Contract	0	0	0	0	0	0.000	0	0.000
Termination for Default	0	0	0	0	0	0.000	0	0.000
Termination for Convenience	0	0	0	0	0	0.000	0	0.000
Labor Surplus Area (LSA)								
Total Set-Aside	3	619	44	10,867	47	8.231	11,486	7.713
Partial Set-Aside (DOD contracts)	0	0	0	0	0	0.000	0	0.000
Tie Bid Preference	1	86	6	360	7	1.226	446	0.300
Total LSA/Small Bus. Set-Aside	0	0	6	1,009	6	1.051	1,009	0.678
Comb. Sm. Bus. Partial LSA (DOD contracts) ..	0	0	0	0	0	0.000	0	0.000
Subtotal:	4	705	56	12,236	60	10.508	12,941	8.690
LSA No Preference Given	95	46,807	416	89,163	511	89.492	135,970	91.310
Product or Service								
Supplies & Equipment	3	137	3	88	6	1.051	225	0.151
Research & Development	0	0	0	0	0	0.000	0	0.000
Construction	0	0	7	118	7	1.226	118	0.079
Architect Engineering	1	6	4	60	5	0.876	66	0.044
Automatic Data Processing Services	11	4,027	67	14,706	78	13.660	18,733	12.580
ADP Equipment, Purchase & Lease	14	3,064	21	613	35	6.130	3,677	2.469
Real Property, Purchase & Lease	0	0	1	36	1	0.175	36	0.024
Other Services	70	40,278	369	85,778	439	76.883	126,056	84.652

FEDERAL PROCUREMENT DATA SYSTEM
DEPARTMENT OF LABOR SNAPSHOT REPORT
Actions Reported Individually on SF279
Fiscal Year 1988 Through Second Quarter

	PRE-CICA		POST-CICA		PRE- & POST-CICA			
	Actions	Dollars (000)	Actions	Dollars (000)	Actions	Percentage of Actions	Dollars (000)	Percentage of Dollars (000)
Methods of Contracting (Pre-CICA)								
2-step Formal Advertising	0	0	0	0	0	0.000	0	0.000
Other Formal Advertising	0	0	0	0	0	0.000	0	0.000
Negotiated Competitive	87	45,680	0	0	87	15.236	45,680	30.676
Negotiated Non-Competitive	11	1,745	0	0	11	1.926	1,745	1.172
Directed for Foreign Governments	0	0	0	0	0	0.000	0	0.000
Tariff or Regulated	0	0	0	0	0	0.000	0	0.000
8(a) Awards	1	87	0	0	1	0.175	87	0.058
Brand Name For Resale	0	0	0	0	0	0.000	0	0.000
Small Business Awards								
Small Business No Preference	11	881	37	6,084	48	8.406	6,965	4.677
Total Set-Asides	7	404	153	9,364	160	28.021	9,768	6.560
Partial Set-Asides	6	455	0	0	6	1.051	455	0.306
8(a) Awards	1	87	49	7,180	50	8.757	7,267	4.880
Subtotal:	25	1,827	239	22,628	264	46.235	24,455	16.423
Type of Contract								
Fixed Price	42	17,286	156	19,727	198	34.676	37,013	24.856
Cost Reimbursement	48	29,115	152	63,145	200	35.026	92,260	61.956
Time & Material	0	0	1	45	1	0.175	45	0.030
Labor Hour	9	1,111	163	18,482	172	30.123	19,593	13.158
Type of Contractor								
Business Concerns	81	41,124	392	76,560	473	82.837	117,684	79.030
Educational & Non-Profit	10	1,983	46	15,050	56	9.807	17,033	11.438
State/Local Government	8	4,405	34	9,789	42	7.356	14,194	9.532
Non-defined	0	0	0	0	0	0.000	0	0.000
Full and Open Competition (Post-CICA)								
Normal Full & Open Competition	0	0	198	64,207	198	34.676	64,207	43.118
Architect Engineering	0	0	4	60	4	0.701	60	0.040
Basic Research	0	0	0	0	0	0.000	0	0.000
Multiple Award	0	0	3	151	3	0.525	151	0.101
Alternate Source	0	0	0	0	0	0.000	0	0.000
Small Business Set-Aside	0	0	149	8,819	149	26.095	8,819	5.922
LSA Set-Aside	0	0	23	8,741	23	4.028	8,741	5.870
LSA/Small Business Set-Aside	0	0	4	545	4	0.701	545	0.366
Authority for Other Than Full and Open Competition (Post-CICA)								
Competitive								
Only One Source	0	0	0	0	0	0.000	0	0.000
Follow-on Contracts	0	0	0	0	0	0.000	0	0.000
Other	0	0	0	0	0	0.000	0	0.000
Unusual & Compelling Urgency	0	0	0	0	0	0.000	0	0.000
Mobilization/Essential R&D	0	0	0	0	0	0.000	0	0.000
International Agreement	0	0	0	0	0	0.000	0	0.000
National Security	0	0	0	0	0	0.000	0	0.000
Public Interest	0	0	0	0	0	0.000	0	0.000
Non-Competitive								
Only One Source	0	0	4	69	4	0.701	69	0.046
Follow-on Contracts	0	0	0	0	0	0.000	0	0.000
Other	0	0	0	0	0	0.000	0	0.000
Unusual & Compelling Urgency	0	0	0	0	0	0.000	0	0.000
Mobilization/Essential R&D	0	0	0	0	0	0.000	0	0.000
International Agreement	0	0	0	0	0	0.000	0	0.000
National Security	0	0	0	0	0	0.000	0	0.000
Public Interest	0	0	0	0	0	0.000	0	0.000
Not Available for Competition	1	87	87	18,807	88	15.412	18,894	12.688
Synopsis of Procurement Prior to Award								
Synopsized Prior to Award	89	45,849	330	87,491	419	73.380	133,340	89.543
Not Synopsized due to Emergency	0	0	2	60	2	0.350	60	0.040
Not Synopsized for Other Reasons	10	1,663	140	13,848	150	26.270	15,511	10.416
Women Owned Business	7	630	53	11,856	60	10.508	12,486	8.385
Full and Open with Only One Bidder/Offeror	0	0	92	34,076	92	16.112	34,076	22.883

FEDERAL PROCUREMENT DATA SYSTEM
DEPARTMENT OF STATE SNAPSHOT REPORT

Actions Reported in Summary on SF281

Fiscal Year 1988 Through Second Quarter

Part I - Total Prime Acquisition Actions

Acquisition Method	Number of Actions	Net Dollar Amount (000)				
		Total	Small Business Concerns	Large Business Concerns	Educational & Non-Profit Institutions	Outside U.S./ Outlying Areas
1. Total (2+7+8)	8,812	27,899				
2. Subtotal (3+4+5+6)	8,812	27,899	17,441	10,058	400	0
3. Formally Advertised (Including 2 Step)	50	388	194	193	1	0
4. Negotiated Competitive	2,316	7,687	5,180	2,432	75	0
5. Negotiated Non-Competitive	5,469	16,020	11,184	4,545	291	0
6. Procurement Under Another Agency's Contracts	977	3,804	883	2,888	33	0
6A. GSA Schedules	961	3,730	818	2,879	33	0
6B. Another Agency's Contracts	16	74	65	9	0	0
7. Directed Contracts For Foreign Governments	0	0				
8. Tariff Or Regulated Acquisitions	0	0				

Part II - Statistics on Selected Types of Acquisition

Type of Acquisition	Number of Actions	Net Dollar Amount (000)
9. Small Business Total Set-Asides	282	785
10. Small Business Partial Set-Asides	0	0
11. Total Labor Surplus Area Set-Asides	0	0
12. Total Labor Surplus Area/Small Business Set-Asides	0	0
13. Acquisitions From Minority and Disadvantaged Business Enterprises (13A + 13B)	1,771	4,992
13A. Directed to Large Or Small Minority Business Enterprises	1,687	4,522
13B. Small Business - Disadvantaged 8(A)	84	470
14. Women-Owned Business	1,030	2,284

DEPARTMENT OF STATE SNAPSHOT REPORT

Actions Reported Individually on SF279

Fiscal Year 1988 Through Second Quarter

	PRE-CICA		POST-CICA		PRE-& POST-CICA			
	Actions	Dollars (000)	Actions	Dollars (000)	Actions	Percents of Actions	Dollars (000)	Percentage of Dollars (000)
Total	129	34,746	400	92,872	529	100.000	127,618	100.000
Subject To Statutory Requirements								
Walsh Healy Act - Mfg	82	14,486	41	10,198	123	23.251	24,684	19.342
Walsh Healy Act - Dealer	4	230	41	2,201	45	8.507	2,431	1.905
Service Contract Act	12	1,130	69	8,320	81	15.312	9,450	7.405
Davis Bacon Act	0	0	0	0	0	0.000	0	0.000
Not subject to Above 3 Acts	31	18,900	249	72,153	280	52.930	91,053	71.348
Kind of Contract Action								
Initial Letter Contract	0	0	0	0	0	0.000	0	0.000
Def. Cont. Superseding Letter Contract	0	0	2	394	2	0.378	394	0.309
New Definitive Contract	0	0	87	25,712	87	16.446	25,712	20.148
Order Under Agency's Contract	78	14,661	58	11,437	136	25.709	26,098	20.450
Modification	23	18,684	202	52,029	225	42.533	70,713	55.410
GSA Schedule	28	1,401	47	2,959	75	14.178	4,360	3.416
Order Under Other Agency's Contract	0	0	4	341	4	0.756	341	0.267
Termination for Default	0	0	0	0	0	0.000	0	0.000
Termination for Convenience	0	0	0	0	0	0.000	0	0.000
Labor Surplus Area (LSA)								
Total Set-Aside	0	0	0	0	0	0.000	0	0.000
Partial Set-Aside (DOD contracts)	0	0	0	0	0	0.000	0	0.000
Tie Bid Preference	0	0	0	0	0	0.000	0	0.000
Total LSA/Small Bus. Set-Aside	0	0	0	0	0	0.000	0	0.000
Comb. Sm. Bus. Partial LSA (DOD contracts)	0	0	0	0	0	0.000	0	0.000
Subtotal:	0	0	0	0	0	0.000	0	0.000
LSA No Preference Given	129	34,746	400	92,872	529	100.000	127,618	100.000
Product or Service								
Supplies & Equipment	21	896	90	15,067	111	20.983	15,963	12.508
Research & Development	0	0	0	0	0	0.000	0	0.000
Construction	0	0	14	20,646	14	2.647	20,646	16.178
Architect Engineering	1	111	32	3,694	33	6.238	3,805	2.982
Automatic Data Processing Services	8	801	28	7,488	36	6.805	8,289	6.495
ADP Equipment, Purchase & Lease	20	1,718	12	2,354	32	6.049	4,072	3.191
Real Property, Purchase & Lease	0	0	4	437	4	0.756	437	0.342
Other Services	79	31,220	220	43,186	299	56.522	74,406	58.304

FEDERAL PROCUREMENT DATA SYSTEM
DEPARTMENT OF STATE SNAPSHOT REPORT

Actions Reported Individually on SF279
 Fiscal Year 1988 Through Second Quarter

	PRE-CICA		POST-CICA		PRE- & POST-CICA			
	Actions	Dollars (000)	Actions	Dollars (000)	Actions	Percentage of Actions	Dollars (000)	Percentage of Dollars (000)
Methods of Contracting (Pre-CICA)								
2-step Formal Advertising	0	0	0	0	0	0.000	0	0.000
Other Formal Advertising	0	0	0	0	0	0.000	0	0.000
Negotiated Competitive	117	18,295	0	0	117	22.117	18,295	14.336
Negotiated Non-Competitive	10	16,221	0	0	10	1.890	16,221	12.711
Directed for Foreign Governments	0	0	0	0	0	0.000	0	0.000
Tariff or Regulated	2	230	0	0	2	0.378	230	0.180
8(a) Awards	0	0	0	0	0	0.000	0	0.000
Brand Name For Resale	0	0	0	0	0	0.000	0	0.000
Small Business Awards								
Small Business No Preference	25	1,544	186	19,805	211	39.887	21,349	16.729
Total Set-Asides	2	500	8	517	10	1.890	1,017	0.797
Partial Set-Asides	0	0	0	0	0	0.000	0	0.000
8(a) Awards	0	0	33	5,919	33	6.238	5,919	4.638
Subtotal:	27	2,044	227	26,241	254	48.015	28,285	22.164
Type of Contract								
Fixed Price	111	16,490	238	56,792	349	65.974	73,282	57.423
Cost Reimbursement	6	16,765	22	18,067	28	5.293	34,832	27.294
Time & Material	3	531	14	1,433	17	3.214	1,964	1.539
Labor Hour	9	960	126	16,580	135	25.520	17,540	13.744
Type of Contractor								
Business Concerns	124	29,919	395	90,790	519	98.110	120,709	94.586
Educational & Non-Profit	5	4,827	3	1,964	8	1.512	6,791	5.321
State/Local Government	0	0	0	0	0	0.000	0	0.000
Non-defined	0	0	2	118	2	0.378	118	0.092
Full and Open Competition (Post-CICA)								
Normal Full & Open Competition	0	0	94	36,771	94	17.769	36,771	28.813
Architect Engineering	0	0	11	1,229	11	2.079	1,229	0.963
Basic Research	0	0	0	0	0	0.000	0	0.000
Multiple Award	0	0	73	7,039	73	13.800	7,039	5.516
Alternate Source	0	0	0	0	0	0.000	0	0.000
Small Business Set-Aside	0	0	8	517	8	1.512	517	0.405
LSA Set-Aside	0	0	0	0	0	0.000	0	0.000
LSA/Small Business Set-Aside	0	0	0	0	0	0.000	0	0.000
Authority for Other Than Full and Open Competition (Post-CICA)								
Competitive								
Only One Source	0	0	0	0	0	0.000	0	0.000
Follow-on Contracts	0	0	0	0	0	0.000	0	0.000
Other	0	0	0	0	0	0.000	0	0.000
Unusual & Compelling Urgency	0	0	1	2,000	1	0.189	2,000	1.567
Mobilization/Essential R&D	0	0	0	0	0	0.000	0	0.000
International Agreement	0	0	0	0	0	0.000	0	0.000
National Security	0	0	0	0	0	0.000	0	0.000
Public Interest	0	0	0	0	0	0.000	0	0.000
Non-Competitive								
Only One Source	0	0	10	2,547	10	1.890	2,547	1.996
Follow-on Contracts	0	0	3	912	3	0.567	912	0.715
Other	0	0	23	5,268	23	4.348	5,268	4.128
Unusual & Compelling Urgency	0	0	36	9,494	36	6.805	9,494	7.439
Mobilization/Essential R&D	0	0	1	63	1	0.189	63	0.049
International Agreement	0	0	0	0	0	0.000	0	0.000
National Security	0	0	0	0	0	0.000	0	0.000
Public Interest	0	0	0	0	0	0.000	0	0.000
Not Available for Competition	2	230	140	27,032	142	26.843	27,262	21.362
Synopsis of Procurement Prior to Award								
Synopsized Prior to Award	83	15,400	100	33,563	183	34.594	48,963	38.367
Not Synopsized due to Emergency	0	0	19	10,103	19	3.592	10,103	7.917
Not Synopsized for Other Reasons	46	19,346	281	49,206	327	61.815	68,552	53.717
Women Owned Business	3	168	21	1,069	24	4.537	1,237	0.969
Full and Open with Only One Bidder/Officer	0	0	43	13,491	43	8.129	13,491	10.571

FEDERAL PROCUREMENT DATA SYSTEM
DEPARTMENT OF TRANSPORTATION SNAPSHOT REPORT
Actions Reported in Summary on SF281
Fiscal Year 1988 Through Second Quarter
Part I - Total Prime Acquisition Actions

Acquisition Method	Number of Actions	Net Dollar Amount (000)				
		Total	Small Business Concerns	Large Business Concerns	Educational & Non-Profit Institutions	Outside U.S./ Outlying Areas
1. Total (2+7+8)	117,078	134,958				
2. Subtotal (3+4+5+6)	115,986	132,770	78,318	51,987	2,010	455
3. Formally Advertised (Including 2 Step)	1,727	4,684	3,619	1,054	9	2
4. Negotiated Competitive	40,042	48,485	38,179	9,835	183	288
5. Negotiated Non-Competitive	56,850	43,168	23,663	17,642	1,699	164
6. Procurement Under Another Agency's Contracts	17,367	36,433	12,857	23,456	119	1
6A. GSA Schedules	14,143	31,725	10,708	20,982	35	0
6B. Another Agency's Contracts	3,224	4,708	2,149	2,474	84	1
7. Directed Contracts For Foreign Governments	28	24				
8. Tariff Or Regulated Acquisitions	1,064	2,164				

Part II - Statistics on Selected Types of Acquisition

Type of Acquisition	Number of Actions	Net Dollar Amount (000)
9. Small Business Total Set-Asides	57,510	47,474
10. Small Business Partial Set-Asides	38	66
11. Total Labor Surplus Area Set-Asides	209	1,278
12. Total Labor Surplus Area/Small Business Set-Asides	687	2,070
13. Acquisitions From Minority and Disadvantaged Business Enterprises (13A + 13B)	1,732	4,816
13A. Directed to Large Or Small Minority Business Enterprises	1,395	3,139
13B. Small Business - Disadvantaged 8(A)	337	1,677
14. Women-Owned Business	1,332	2,224

DEPARTMENT OF TRANSPORTATION SNAPSHOT REPORT
Actions Reported Individually on SF279
Fiscal Year 1988 Through Second Quarter

	PRE-CICA		POST-CICA		PRE- & POST-CICA			
	Actions	Dollars (000)	Actions	Dollars (000)	Actions	Percents of Actions	Dollars (000)	Percentage of Dollars (000)
Total	398	281,793	1,071	203,929	1,469	100.000	485,722	100.000
Subject To Statutory Requirements								
Walsh Healy Act - Mfg	129	56,673	195	52,750	324	22.056	109,423	22.528
Walsh Healy Act - Dealer	40	6,800	95	4,238	135	9.190	11,038	2.272
Service Contract Act	67	11,010	128	15,733	195	13.274	26,743	5.506
Davis Bacon Act	42	2,709	274	32,126	316	21.511	34,835	7.172
Not subject to Above 3 Acts	120	204,601	379	99,082	499	33.969	303,683	62.522
Kind of Contract Action								
Initial Letter Contract	0	0	0	0	0	0.000	0	0.000
Def. Cont. Superseding Letter Contract	0	0	0	0	0	0.000	0	0.000
New Definitive Contract	28	4,518	261	93,163	289	19.673	97,681	20.110
Order Under Agency's Contract	6	1,891	46	2,368	52	3.540	4,259	0.877
Modification	333	273,446	721	106,027	1,054	71.749	379,473	78.126
GSA Schedule	30	1,898	42	2,295	72	4.901	4,193	0.863
Order Under Other Agency's Contract	0	0	1	76	1	0.068	76	0.016
Termination for Default	1	40	0	0	1	0.068	40	0.008
Termination for Convenience	0	0	0	0	0	0.000	0	0.000
Labor Surplus Area (LSA)								
Total Set-Aside	3	26	12	10,252	15	1.021	10,278	2.116
Partial Set-Aside (DOD contracts)	0	0	2	548	2	0.136	548	0.113
Tie Bid Preference	2	7,371	1	32	3	0.204	7,403	1.524
Total LSA/Small Bus. Set-Aside	0	0	47	4,616	47	3.199	4,616	0.950
Comb. Sm. Bus. Partial LSA (DOD contracts)	0	0	0	0	0	0.000	0	0.000
Subtotal:	5	7,397	62	15,448	67	4.561	22,845	4.703
LSA No Preference Given	393	274,396	1,009	188,481	1,402	95.439	462,877	95.297
Product or Service								
Supplies & Equipment	105	60,251	183	61,770	288	19.605	122,021	25.122
Research & Development	56	1,954	145	10,902	201	13.683	12,856	2.647
Construction	42	2,709	278	35,419	320	21.784	38,128	7.850
Architect Engineering	26	1,537	40	1,627	66	4.493	3,164	0.651
Automatic Data Processing Services	21	44,400	35	12,981	56	3.812	57,381	11.814
ADP Equipment, Purchase & Lease	22	41,002	57	25,217	79	5.378	66,219	13.633
Real Property, Purchase & Lease	3	24	0	0	3	0.204	24	0.005
Other Services	123	129,916	333	56,013	456	31.042	185,929	38.279

FEDERAL PROCUREMENT DATA SYSTEM
DEPARTMENT OF TRANSPORTATION SNAPSHOT REPORT
Actions Reported Individually on SF279
Fiscal Year 1988 Through Second Quarter

	PRE-CICA		POST-CICA		PRE- & POST-CICA			
	Actions	Dollars (000)	Actions	Dollars (000)	Actions	Percentage of Actions	Dollars (000)	Percentage of Dollars (000)
Methods of Contracting (Pre-CICA)								
2-step Formal Advertising	20	14,623	0	0	20	1.361	14,623	3.011
Other Formal Advertising	31	7,005	0	0	31	2.110	7,005	1.442
Negotiated Competitive	232	224,086	0	0	232	15.793	224,086	46.135
Negotiated Non-Competitive	56	22,138	0	0	56	3.812	22,138	4.558
Directed for Foreign Governments	0	0	0	0	0	0.000	0	0.000
Tariff or Regulated	3	123	0	0	3	0.204	123	0.025
8(a) Awards	56	13,818	0	0	56	3.812	13,818	2.845
Brand Name For Resale	0	0	0	0	0	0.000	0	0.000
Small Business Awards								
Small Business No Preference	60	8,981	373	49,225	433	29.476	58,206	11.983
Total Set-Asides	73	4,573	210	15,104	283	19.265	19,677	4.051
Partial Set-Asides	0	0	0	0	0	0.000	0	0.000
8(a) Awards	56	13,818	199	77,140	255	17.359	90,958	18.726
Subtotal:	189	27,372	782	141,469	971	66.099	168,841	34.761
Type of Contract								
Fixed Price	316	93,521	833	101,283	1,149	78.216	194,804	40.106
Cost Reimbursement	75	186,505	195	94,102	270	18.380	280,607	57.771
Time & Material	6	1,694	22	4,039	28	1.906	5,733	1.180
Labor Hour	1	73	21	4,505	22	1.498	4,578	0.943
Type of Contractor								
Business Concerns	380	280,579	1,030	200,973	1,410	95.984	481,552	99.141
Educational & Non-Profit	8	617	30	2,249	38	2.587	2,866	0.590
State/Local Government	7	547	8	377	15	1.021	924	0.190
Non-defined	3	50	3	330	6	0.408	380	0.078
Full and Open Competition (Post-CICA)								
Normal Full & Open Competition	0	0	409	77,882	409	27.842	77,882	16.034
Architect Engineering	0	0	37	1,588	37	2.519	1,588	0.327
Basic Research	0	0	0	0	0	0.000	0	0.000
Multiple Award	0	0	56	2,402	56	3.812	2,402	0.495
Alternate Source	0	0	0	0	0	0.000	0	0.000
Small Business Set-Aside	0	0	167	10,531	167	11.368	10,531	2.168
LSA Set-Aside	0	0	12	10,252	12	0.817	10,252	2.111
LSA/Small Business Set-Aside	0	0	43	4,573	43	2.927	4,573	0.941
Authority for Other Than Full and Open Competition (Post-CICA)								
Competitive								
Only One Source	0	0	3	584	3	0.204	584	0.120
Follow-on Contracts	0	0	7	595	7	0.477	595	0.122
Other	0	0	8	1,649	8	0.545	1,649	0.339
Unusual & Compelling Urgency	0	0	12	163	12	0.817	163	0.034
Mobilization/Essential R&D	0	0	0	0	0	0.000	0	0.000
International Agreement	0	0	0	0	0	0.000	0	0.000
National Security	0	0	0	0	0	0.000	0	0.000
Public Interest	0	0	0	0	0	0.000	0	0.000
Non-Competitive								
Only One Source	0	0	26	3,249	26	1.770	3,249	0.669
Follow-on Contracts	0	0	5	978	5	0.340	978	0.201
Other	0	0	44	5,550	44	2.995	5,550	1.143
Unusual & Compelling Urgency	0	0	20	1,265	20	1.361	1,265	0.260
Mobilization/Essential R&D	0	0	0	0	0	0.000	0	0.000
International Agreement	0	0	0	0	0	0.000	0	0.000
National Security	0	0	0	0	0	0.000	0	0.000
Public Interest	0	0	0	0	0	0.000	0	0.000
Not Available for Competition	59	13,941	222	82,668	281	19.129	96,609	19.890
Synopsis of Procurement Prior to Award								
Synopsized Prior to Award	254	29,833	701	72,503	955	65.010	102,336	21.069
Not Synopsized due to Emergency	1	21	18	1,730	19	1.293	1,751	0.360
Not Synopsized for Other Reasons	143	251,939	352	129,696	495	33.696	381,635	78.571
Women Owned Business	9	271	59	6,301	68	4.629	6,572	1.353
Full and Open with Only One Bidder/Offeree	0	0	75	16,222	75	5.106	16,222	3.340

FEDERAL PROCUREMENT DATA SYSTEM
DEPARTMENT OF TREASURY SNAPSHOT REPORT

H & Value

Actions Reported in Summary on SF281

Fiscal Year 1988 Through Second Quarter

Part I - Total Prime Acquisition Actions

Acquisition Method	Number of Actions	Net Dollar Amount (000)				
		Total	Small Business Concerns	Large Business Concerns	Educational & Non-Profit Institutions	Outside U.S./Outlying Areas
1. Total (2+7+8)	91,291	865,679				
2. Subtotal (3+4+5+6)	91,281	865,643	190,384	674,646	589	24
3. Formally Advertised (Including 2 Step)	79	106,637	3,252	103,385	0	0
4. Negotiated Competitive	15,603	210,119	90,329	119,684	102	4
5. Negotiated Non-Competitive	55,269	52,128	33,899	17,790	419	20
6. Procurement Under Another Agency's Contracts	20,330	496,759	62,904	433,787	68	0
6A. GSA Schedules	17,580	492,397	60,811	431,581	5	0
6B. Another Agency's Contracts	2,750	4,362	2,093	2,206	63	0
7. Directed Contracts For Foreign Governments	1	2				
8. Tariff Or Regulated Acquisitions	9	34				

Part II - Statistics on Selected Types of Acquisition

Type of Acquisition	Number of Actions	Net Dollar Amount (000)
9. Small Business Total Set-Asides	47,481	48,066
10. Small Business Partial Set-Asides	2	14
11. Total Labor Surplus Area Set-Asides	7,349	9,334
12. Total Labor Surplus Area/Small Business Set-Asides	5,313	4,318
13. Acquisitions From Minority and Disadvantaged Business Enterprises (13A + 13B)	2,826	4,215
13A. Directed to Large Or Small Minority Business Enterprises	2,719	3,863
13B. Small Business - Disadvantaged 8(A)	107	352
14. Women-Owned Business	3,476	3,930

DEPARTMENT OF TREASURY SNAPSHOT REPORT

Actions Reported Individually on SF279

Fiscal Year 1988 Through Second Quarter

	PRE-CICA		POST-CICA		PRE- & POST-CICA			
	Actions	Dollars (000)	Actions	Dollars (000)	Actions	Percents of Actions	Dollars (000)	Percentage of Dollars (000)
Total	193	29,384	620	312,243	813	100.000	341,627	100.000
Subject To Statutory Requirements								
Waish Healy Act - Mfg	105	7,705	186	44,746	291	35.793	52,451	15.353
Waish Healy Act - Dealer	15	4,594	93	187,704	108	13.284	192,298	56.289
Service Contract Act	40	11,469	136	22,211	176	21.648	33,680	9.859
Davis Bacon Act	0	0	6	5,194	6	0.738	5,194	1.520
Not subject to Above 3 Acts	33	5,616	199	52,388	232	28.536	58,004	16.979
Kind of Contract Action								
Initial Letter Contract	0	0	0	0	0	0.000	0	0.000
Def. Cont. Superseding Letter Contract	0	0	1	48	1	0.123	48	0.014
New Definitive Contract	1	495	105	50,671	106	13.038	51,166	14.977
Order Under Agency's Contract	142	13,744	219	210,737	361	44.403	224,481	65.709
Modification	27	13,997	73	31,308	100	12.300	45,305	13.262
GSA Schedule	23	1,148	220	19,475	243	29.889	20,623	6.037
Order Under Other Agency's Contract	0	0	2	4	2	0.246	4	0.001
Termination for Default	0	0	0	0	0	0.000	0	0.000
Termination for Convenience	0	0	0	0	0	0.000	0	0.000
Labor Surplus Area (LSA)								
Total Set-Aside	0	0	1	200	1	0.123	200	0.059
Partial Set-Aside (DOD contracts)	0	0	0	0	0	0.000	0	0.000
Tie Bid Preference	0	0	0	0	0	0.000	0	0.000
Total LSA/Small Bus. Set-Aside	0	0	4	1,854	4	0.492	1,854	0.543
Comb. Sm. Bus. Partial LSA (DOD contracts)	0	0	2	112	2	0.246	112	0.033
Subtotal:	0	0	7	2,166	7	0.861	2,166	0.634
LSA No Preference Given	193	29,384	613	310,077	806	99.139	339,461	99.366
Product or Service								
Supplies & Equipment	22	6,127	222	224,881	244	30.012	231,008	67.620
Research & Development	0	0	0	0	0	0.000	0	0.000
Construction	0	0	6	5,194	6	0.738	5,194	1.520
Architect Engineering	0	0	6	205	6	0.738	205	0.060
Automatic Data Processing Services	11	3,787	80	18,079	91	11.193	21,866	6.401
ADP Equipment, Purchase & Lease	125	12,678	94	20,121	219	26.937	32,799	9.601
Real Property, Purchase & Lease	0	0	4	165	4	0.492	165	0.048
Other Services	35	6,792	208	43,598	243	29.889	50,390	14.750

FEDERAL PROCUREMENT DATA SYSTEM
DEPARTMENT OF TREASURY SNAPSHOT REPORT

Actions Reported Individually on SF279
 Fiscal Year 1988 Through Second Quarter

	PRE-CICA		POST-CICA		PRE- & POST-CICA			
	Actions	Dollars (000)	Actions	Dollars (000)	Actions	Percentage of Actions	Dollars (000)	Percentage of Dollars (000)
Methods of Contracting (Pre-CICA)								
2-step Formal Advertising	1	600	0	0	1	0.123	600	0.176
Other Formal Advertising	7	477	0	0	7	0.861	477	0.140
Negotiated Competitive	158	21,066	0	0	158	19.434	21,066	6.166
Negotiated Non-Competitive	21	6,933	0	0	21	2.583	6,933	2.029
Directed for Foreign Governments	0	0	0	0	0	0.000	0	0.000
Tariff or Regulated	0	0	0	0	0	0.000	0	0.000
8(a) Awards	6	308	0	0	6	0.738	308	0.090
Brand Name For Resale	0	0	0	0	0	0.000	0	0.000
Small Business Awards								
Small Business No Preference	26	4,324	104	36,106	130	15.990	40,430	11.835
Total Set-Asides	4	970	25	4,607	29	3.567	5,577	1.632
Partial Set-Asides	0	0	0	0	0	0.000	0	0.000
8(a) Awards	6	308	58	12,243	64	7.872	12,551	3.674
Subtotal:	36	5,602	187	52,956	223	27.429	58,558	17.141
Type of Contract								
Fixed Price	188	25,188	582	282,104	770	94.711	307,292	89.950
Cost Reimbursement	5	4,196	7	22,504	12	1.476	26,700	7.816
Time & Material	0	0	2	48	2	0.246	48	0.014
Labor Hour	0	0	29	7,587	29	3.567	7,587	2.221
Type of Contractor								
Business Concerns	193	29,384	607	308,950	800	98.401	338,334	99.036
Educational & Non-Profit	0	0	9	2,446	9	1.107	2,446	0.716
State/Local Government	0	0	1	25	1	0.123	25	0.007
Non-defined	0	0	3	822	3	0.369	822	0.241
Full and Open Competition (Post-CICA)								
Normal Full & Open Competition	0	0	258	251,421	258	31.734	251,421	73.595
Architect Engineering	0	0	2	66	2	0.246	66	0.019
Basic Research	0	0	0	0	0	0.000	0	0.000
Multiple Award	0	0	207	18,695	207	25.461	18,695	5.472
Alternate Source	0	0	0	0	0	0.000	0	0.000
Small Business Set-Aside	0	0	22	2,757	22	2.706	2,757	0.807
LSA Set-Aside	0	0	0	0	0	0.000	0	0.000
LSA/Small Business Set-Aside	0	0	3	1,850	3	0.369	1,850	0.542
Authority for Other Than Full and Open Competition (Post-CICA)								
Competitive								
Only One Source	0	0	0	0	0	0.000	0	0.000
Follow-on Contracts	0	0	0	0	0	0.000	0	0.000
Other	0	0	1	1	1	0.123	1	0.000
Unusual & Compelling Urgency	0	0	7	4,844	7	0.861	4,844	1.418
Mobilization/Essential R&D	0	0	0	0	0	0.000	0	0.000
International Agreement	0	0	0	0	0	0.000	0	0.000
National Security	0	0	0	0	0	0.000	0	0.000
Public Interest	0	0	0	0	0	0.000	0	0.000
Non-Competitive								
Only One Source	0	0	22	2,188	22	2.706	2,188	0.640
Follow-on Contracts	0	0	2	190	2	0.246	190	0.056
Other	0	0	7	549	7	0.861	549	0.161
Unusual & Compelling Urgency	0	0	11	9,937	11	1.353	9,937	2.909
Mobilization/Essential R&D	0	0	0	0	0	0.000	0	0.000
International Agreement	0	0	0	0	0	0.000	0	0.000
National Security	0	0	1	246	1	0.123	246	0.072
Public Interest	0	0	0	0	0	0.000	0	0.000
Not Available for Competition	6	308	77	19,499	83	10.209	19,807	5.798
Synopsis of Procurement Prior to Award								
Synopsized Prior to Award	145	20,734	357	254,010	502	61.747	274,744	80.422
Not Synopsized due to Emergency	0	0	20	13,865	20	2.460	13,865	4.059
Not Synopsized for Other Reasons	48	8,650	243	44,368	291	35.793	53,018	15.519
Women Owned Business	0	0	14	1,769	14	1.722	1,769	0.518
Full and Open with Only One Bidder/Offeror	0	0	54	14,917	54	6.642	14,917	4.366

**FEDERAL PROCUREMENT DATA SYSTEM
ACTION SNAPSHOT REPORT**

**Actions Reported in Summary on SF281
Fiscal Year 1988 Through Second Quarter**

Part I - Total Prime Acquisition Actions

Acquisition Method	Number of Actions	Net Dollar Amount (000)				
		Total	Small Business Concerns	Large Business Concerns	Educational & Non-Profit Institutions	Outside U.S./Outlying Areas
1. Total (2+7+8)	584	329				
2. Subtotal (3+4+5+6)	584	329	134	183	12	0
3. Formally Advertised (Including 2 Step)	0	0	0	0	0	0
4. Negotiated Competitive	96	74	48	23	3	0
5. Negotiated Non-Competitive	316	108	59	40	9	0
6. Procurement Under Another Agency's Contracts	172	147	27	120	0	0
6A. GSA Schedules	172	147	27	120	0	0
6B. Another Agency's Contracts	0	0	0	0	0	0
7. Directed Contracts For Foreign Governments	0	0				
8. Tariff Or Regulated Acquisitions	0	0				

Part II - Statistics on Selected Types of Acquisition

Type of Acquisition	Number of Actions	Net Dollar Amount (000)
9. Small Business Total Set-Asides	0	0
10. Small Business Partial Set-Asides	0	0
11. Total Labor Surplus Area Set-Asides	0	0
12. Total Labor Surplus Area/Small Business Set-Asides	0	0
13. Acquisitions From Minority and Disadvantaged Business Enterprises (13A + 13B)	9	7
13A. Directed to Large Or Small Minority Business Enterprises	9	7
13B. Small Business - Disadvantaged 8(A)	0	0
14. Women-Owned Business	17	16

ACTION SNAPSHOT REPORT

**Actions Reported Individually on SF279
Fiscal Year 1988 Through Second Quarter**

	PRE-CICA		POST-CICA		PRE- & POST-CICA			
	Actions	Dollars (000)	Actions	Dollars (000)	Actions	Percents of Actions	Dollars (000)	Percentage of Dollars (000)
Total	3	368	8	323	11	100.000	691	100.000
Subject To Statutory Requirements								
Walsh Healy Act - Mfg	0	0	1	59	1	9.091	59	8.538
Walsh Healy Act - Dealer	0	0	0	0	0	0.000	0	0.000
Service Contract Act	2	128	2	27	4	36.364	155	22.431
Davis Bacon Act	0	0	0	0	0	0.000	0	0.000
Not subject to Above 3 Acts	1	240	5	237	6	54.545	477	69.030
Kind of Contract Action								
Initial Letter Contract	0	0	0	0	0	0.000	0	0.000
Def. Cont. Superseding Letter Contract	0	0	0	0	0	0.000	0	0.000
New Definitive Contract	0	0	2	246	2	18.182	246	35.601
Order Under Agency's Contract	0	0	0	0	0	0.000	0	0.000
Modification	1	240	2	536	3	27.273	776	112.301
GSA Schedule	2	128	3	86	5	45.455	214	30.970
Order Under Other Agency's Contract	0	0	0	0	0	0.000	0	0.000
Termination for Default	0	0	1	-545	1	9.091	-545	-78.871
Termination for Convenience	0	0	0	0	0	0.000	0	0.000
Labor Surplus Area (LSA)								
Total Set-Aside	0	0	0	0	0	0.000	0	0.000
Partial Set-Aside (DOD contracts)	0	0	0	0	0	0.000	0	0.000
Tie Bid Preference	0	0	0	0	0	0.000	0	0.000
Total LSA/Small Bus. Set-Aside	0	0	0	0	0	0.000	0	0.000
Comb. Sm. Bus. Partial LSA (DOD contracts)	0	0	0	0	0	0.000	0	0.000
Subtotal:	0	0	0	0	0	0.000	0	0.000
LSA No Preference Given	3	368	8	323	11	100.000	691	100.000
Product or Service								
Supplies & Equipment	0	0	0	0	0	0.000	0	0.000
Research & Development	0	0	0	0	0	0.000	0	0.000
Construction	0	0	0	0	0	0.000	0	0.000
Architect Engineering	0	0	0	0	0	0.000	0	0.000
Automatic Data Processing Services	1	115	0	0	1	9.091	115	16.643
ADP Equipment, Purchase & Lease	0	0	0	0	0	0.000	0	0.000
Real Property, Purchase & Lease	0	0	0	0	0	0.000	0	0.000
Other Services	2	253	8	323	10	90.909	576	83.357

FEDERAL PROCUREMENT DATA SYSTEM
ACTION SNAPSHOT REPORT
 Actions Reported Individually on SF279
 Fiscal Year 1988 Through Second Quarter

	PRE-CICA		POST-CICA		PRE- & POST-CICA			
	Actions	Dollars (000)	Actions	Dollars (000)	Actions	Percentage of Actions	Dollars (000)	Percentage of Dollars (000)
Methods of Contracting (Pre-CICA)								
2-step Formal Advertising	0	0	0	0	0	0.000	0	0.000
Other Formal Advertising	0	0	0	0	0	0.000	0	0.000
Negotiated Competitive	3	368	0	0	3	27.273	368	53.256
Negotiated Non-Competitive	0	0	0	0	0	0.000	0	0.000
Directed for Foreign Governments	0	0	0	0	0	0.000	0	0.000
Tariff or Regulated	0	0	0	0	0	0.000	0	0.000
8(a) Awards	0	0	0	0	0	0.000	0	0.000
Brand Name For Resale	0	0	0	0	0	0.000	0	0.000
Small Business Awards								
Small Business No Preference	1	13	1	19	2	18.182	32	4.631
Total Set-Asides	0	0	0	0	0	0.000	0	0.000
Partial Set-Asides	0	0	0	0	0	0.000	0	0.000
8(a) Awards	0	0	1	227	1	9.091	227	32.851
Subtotal:	1	13	2	246	3	27.273	259	37.482
Type of Contract								
Fixed Price	2	128	4	105	6	54.545	233	33.719
Cost Reimbursement	1	240	4	218	5	45.455	458	66.281
Time & Material	0	0	0	0	0	0.000	0	0.000
Labor Hour	0	0	0	0	0	0.000	0	0.000
Type of Contractor								
Business Concerns	3	368	6	848	9	81.818	1,216	175.977
Educational & Non-Profit	0	0	2	-525	2	18.182	-525	-75.977
State/Local Government	0	0	0	0	0	0.000	0	0.000
Non-defined	0	0	0	0	0	0.000	0	0.000
Full and Open Competition (Post-CICA)								
Normal Full & Open Competition	0	0	3	555	3	27.273	555	80.318
Architect Engineering	0	0	0	0	0	0.000	0	0.000
Basic Research	0	0	0	0	0	0.000	0	0.000
Multiple Award	0	0	3	86	3	27.273	86	12.446
Alternate Source	0	0	0	0	0	0.000	0	0.000
Small Business Set-Aside	0	0	0	0	0	0.000	0	0.000
LSA Set-Aside	0	0	0	0	0	0.000	0	0.000
LSA/Small Business Set-Aside	0	0	0	0	0	0.000	0	0.000
Authority for Other Than Full and Open Competition (Post-CICA)								
Competitive								
Only One Source	0	0	0	0	0	0.000	0	0.000
Follow-on Contracts	0	0	0	0	0	0.000	0	0.000
Other	0	0	0	0	0	0.000	0	0.000
Unusual & Compelling Urgency	0	0	0	0	0	0.000	0	0.000
Mobilization/Essential R&D	0	0	0	0	0	0.000	0	0.000
International Agreement	0	0	0	0	0	0.000	0	0.000
National Security	0	0	0	0	0	0.000	0	0.000
Public Interest	0	0	0	0	0	0.000	0	0.000
Non-Competitive								
Only One Source	0	0	0	0	0	0.000	0	0.000
Follow-on Contracts	0	0	0	0	0	0.000	0	0.000
Other	0	0	0	0	0	0.000	0	0.000
Unusual & Compelling Urgency	0	0	0	0	0	0.000	0	0.000
Mobilization/Essential R&D	0	0	0	0	0	0.000	0	0.000
International Agreement	0	0	0	0	0	0.000	0	0.000
National Security	0	0	0	0	0	0.000	0	0.000
Public Interest	0	0	1	-545	1	9.091	-545	-78.871
Not Available for Competition	0	0	1	227	1	9.091	227	32.851
Synopsis of Procurement Prior to Award								
Synopsized Prior to Award	0	0	3	555	3	27.273	555	80.318
Not Synopsized due to Emergency	0	0	0	0	0	0.000	0	0.000
Not Synopsized for Other Reasons	3	368	5	-232	8	72.727	136	19.682
Women Owned Business	0	0	1	227	1	9.091	227	32.851
Full and Open with Only One Bidder/Officer	0	0	1	516	1	9.091	516	74.674

ADMINISTRATIVE CONFERENCE OF THE U.S. SNAPSHOT REPORT

Actions Reported in Summary on SF281

Fiscal Year 1988 Through Second Quarter

Part I - Total Prime Acquisition Actions

Acquisition Method	Number of Actions	Net Dollar Amount (000)				
		Total	Small Business Concerns	Large Business Concerns	Educational & Non-Profit Institutions	Outside U.S./ Outlying Areas
1. Total (2+7+8)	679	351				
2. Subtotal (3+4+5+6)	663	347	300	47	0	0
3. Formally Advertised (Including 2 Step)	0	0	0	0	0	0
4. Negotiated Competitive	344	157	133	24	0	0
5. Negotiated Non-Competitive	290	172	166	6	0	0
6. Procurement Under Another Agency's Contracts	29	18	1	17	0	0
6A. GSA Schedules	29	18	1	17	0	0
6B. Another Agency's Contracts	0	0	0	0	0	0
7. Directed Contracts For Foreign Governments	0	0				
8. Tariff Or Regulated Acquisitions	16	4				

Part II - Statistics on Selected Types of Acquisition

Type of Acquisition	Number of Actions	Net Dollar Amount (000)
9. Small Business Total Set-Asides	295	166
10. Small Business Partial Set-Asides	0	0
11. Total Labor Surplus Area Set-Asides	0	0
12. Total Labor Surplus Area/Small Business Set-Asides	0	0
13. Acquisitions From Minority and Disadvantaged Business Enterprises (13A + 13B)	18	14
13A. Directed to Large Or Small Minority Business Enterprises	0	0
13B. Small Business - Disadvantaged 8(A)	18	14
14. Women-Owned Business	24	35

ADMINISTRATIVE CONFERENCE OF THE U.S. SNAPSHOT REPORT

Actions Reported Individually on SF279

Fiscal Year 1988 Through Second Quarter

	PRE-CICA		POST-CICA		PRE- & POST-CICA			
	Actions	Dollars (000)	Actions	Dollars (000)	Actions	Percents of Actions	Dollars (000)	Percentage of Dollars (000)
Total	0	0	0	0	0	0.000	0	0.000
Subject To Statutory Requirements								
Walsh Healy Act - Mfg	0	0	0	0	0	0.000	0	0.000
Walsh Healy Act - Dealer	0	0	0	0	0	0.000	0	0.000
Service Contract Act	0	0	0	0	0	0.000	0	0.000
Davis Bacon Act	0	0	0	0	0	0.000	0	0.000
Not subject to Above 3 Acts	0	0	0	0	0	0.000	0	0.000
Kind of Contract Action								
Initial Letter Contract	0	0	0	0	0	0.000	0	0.000
Def. Cont. Superseding Letter Contract	0	0	0	0	0	0.000	0	0.000
New Definitive Contract	0	0	0	0	0	0.000	0	0.000
Order Under Agency's Contract	0	0	0	0	0	0.000	0	0.000
Modification	0	0	0	0	0	0.000	0	0.000
GSA Schedule	0	0	0	0	0	0.000	0	0.000
Order Under Other Agency's Contract	0	0	0	0	0	0.000	0	0.000
Termination for Default	0	0	0	0	0	0.000	0	0.000
Termination for Convenience	0	0	0	0	0	0.000	0	0.000
Labor Surplus Area (LSA)								
Total Set-Aside	0	0	0	0	0	0.000	0	0.000
Partial Set-Aside (DOD contracts)	0	0	0	0	0	0.000	0	0.000
Tie Bid Preference	0	0	0	0	0	0.000	0	0.000
Total LSA/Small Bus. Set-Aside	0	0	0	0	0	0.000	0	0.000
Comb. Sm. Bus. Partial LSA (DOD contracts)	0	0	0	0	0	0.000	0	0.000
Subtotal:	0	0	0	0	0	0.000	0	0.000
LSA No Preference Given	0	0	0	0	0	0.000	0	0.000
Product or Service								
Supplies & Equipment	0	0	0	0	0	0.000	0	0.000
Research & Development	0	0	0	0	0	0.000	0	0.000
Construction	0	0	0	0	0	0.000	0	0.000
Architect Engineering	0	0	0	0	0	0.000	0	0.000
Automatic Data Processing Services	0	0	0	0	0	0.000	0	0.000
ADP Equipment, Purchase & Lease	0	0	0	0	0	0.000	0	0.000
Real Property, Purchase & Lease	0	0	0	0	0	0.000	0	0.000
Other Services	0	0	0	0	0	0.000	0	0.000

FEDERAL PROCUREMENT DATA SYSTEM
ADMINISTRATIVE CONFERENCE OF THE U.S. SNAPSHOT REPORT
 Actions Reported Individually on SF279
 Fiscal Year 1988 Through Second Quarter

	PRE-CICA		POST-CICA		PRE- & POST-CICA			
	Actions	Dollars (000)	Actions	Dollars (000)	Actions	Percentage of Actions	Dollars (000)	Percentage of Dollars (000)
Methods of Contracting (Pre-CICA)								
2-step Formal Advertising	0	0	0	0	0	0.000	0	0.000
Other Formal Advertising	0	0	0	0	0	0.000	0	0.000
Negotiated Competitive	0	0	0	0	0	0.000	0	0.000
Negotiated Non-Competitive	0	0	0	0	0	0.000	0	0.000
Directed for Foreign Governments	0	0	0	0	0	0.000	0	0.000
Tariff or Regulated	0	0	0	0	0	0.000	0	0.000
8(a) Awards	0	0	0	0	0	0.000	0	0.000
Brand Name For Resale	0	0	0	0	0	0.000	0	0.000
Small Business Awards								
Small Business No Preference	0	0	0	0	0	0.000	0	0.000
Total Set-Asides	0	0	0	0	0	0.000	0	0.000
Partial Set-Asides	0	0	0	0	0	0.000	0	0.000
8(a) Awards	0	0	0	0	0	0.000	0	0.000
Subtotal:	0	0	0	0	0	0.000	0	0.000
Type of Contract								
Fixed Price	0	0	0	0	0	0.000	0	0.000
Cost Reimbursement	0	0	0	0	0	0.000	0	0.000
Time & Material	0	0	0	0	0	0.000	0	0.000
Labor Hour	0	0	0	0	0	0.000	0	0.000
Type of Contractor								
Business Concerns	0	0	0	0	0	0.000	0	0.000
Educational & Non-Profit	0	0	0	0	0	0.000	0	0.000
State/Local Government	0	0	0	0	0	0.000	0	0.000
Non-defined	0	0	0	0	0	0.000	0	0.000
Full and Open Competition (Post-CICA)								
Normal Full & Open Competition	0	0	0	0	0	0.000	0	0.000
Architect Engineering	0	0	0	0	0	0.000	0	0.000
Basic Research	0	0	0	0	0	0.000	0	0.000
Multiple Award	0	0	0	0	0	0.000	0	0.000
Alternate Source	0	0	0	0	0	0.000	0	0.000
Small Business Set-Aside	0	0	0	0	0	0.000	0	0.000
LSA Set-Aside	0	0	0	0	0	0.000	0	0.000
LSA/Small Business Set-Aside	0	0	0	0	0	0.000	0	0.000
Authority for Other Than Full and Open Competition (Post-CICA)								
Competitive								
Only One Source	0	0	0	0	0	0.000	0	0.000
Follow-on Contracts	0	0	0	0	0	0.000	0	0.000
Other	0	0	0	0	0	0.000	0	0.000
Unusual & Compelling Urgency	0	0	0	0	0	0.000	0	0.000
Mobilization/Essential R&D	0	0	0	0	0	0.000	0	0.000
International Agreement	0	0	0	0	0	0.000	0	0.000
National Security	0	0	0	0	0	0.000	0	0.000
Public Interest	0	0	0	0	0	0.000	0	0.000
Non-Competitive								
Only One Source	0	0	0	0	0	0.000	0	0.000
Follow-on Contracts	0	0	0	0	0	0.000	0	0.000
Other	0	0	0	0	0	0.000	0	0.000
Unusual & Compelling Urgency	0	0	0	0	0	0.000	0	0.000
Mobilization/Essential R&D	0	0	0	0	0	0.000	0	0.000
International Agreement	0	0	0	0	0	0.000	0	0.000
National Security	0	0	0	0	0	0.000	0	0.000
Public Interest	0	0	0	0	0	0.000	0	0.000
Not Available for Competition	0	0	0	0	0	0.000	0	0.000
Synopsis of Procurement Prior to Award								
Synopsized Prior to Award	0	0	0	0	0	0.000	0	0.000
Not Synopsized due to Emergency	0	0	0	0	0	0.000	0	0.000
Not Synopsized for Other Reasons	0	0	0	0	0	0.000	0	0.000
Women Owned Business	0	0	0	0	0	0.000	0	0.000
Full and Open with Only One Bidder/Offeree	0	0	0	0	0	0.000	0	0.000

AGENCY FOR INTERNATIONAL DEVELOPMENT SNAPSHOT REPORT

Actions Reported in Summary on SF281

Fiscal Year 1988 Through Second Quarter

Part I - Total Prime Acquisition Actions

Acquisition Method	Number of Actions	Net Dollar Amount (000)				
		Total	Small Business Concerns	Large Business Concerns	Educational & Non-Profit Institutions	Outside U.S./Outlying Areas
1. Total (2+7+8)	1,152	11,277				
2. Subtotal (3+4+5+6)	1,152	11,277	2,200	8,804	62	211
3. Formally Advertised (Including 2 Step)	107	2,955	763	2,077	51	64
4. Negotiated Competitive	353	5,956	432	5,486	5	33
5. Negotiated Non-Competitive	448	1,687	594	973	6	114
6. Procurement Under Another Agency's Contracts	244	679	411	268	0	0
6A. GSA Schedules	205	521	335	186	0	0
6B. Another Agency's Contracts	39	158	76	82	0	0
7. Directed Contracts For Foreign Governments	0	0				
8. Tariff Or Regulated Acquisitions	0	0				

Part II - Statistics on Selected Types of Acquisition

Type of Acquisition	Number of Actions	Net Dollar Amount (000)
9. Small Business Total Set-Asides	497	3,189
10. Small Business Partial Set-Asides	0	0
11. Total Labor Surplus Area Set-Asides	0	0
12. Total Labor Surplus Area/Small Business Set-Asides	392	2,527
13. Acquisitions From Minority and Disadvantaged Business Enterprises (13A + 13B)	94	275
13A. Directed to Large Or Small Minority Business Enterprises	62	257
13B. Small Business - Disadvantaged 8(A)	32	18
14. Women-Owned Business	111	756

AGENCY FOR INTERNATIONAL DEVELOPMENT SNAPSHOT REPORT

Actions Reported Individually on SF279

Fiscal Year 1988 Through Second Quarter

	PRE-CICA		POST-CICA		PRE- & POST-CICA			
	Actions	Dollars (000)	Actions	Dollars (000)	Actions	Percents of Actions	Dollars (000)	Percentage of Dollars (000)
Total	40	20,165	202	87,713	242	100.000	107,878	100.000
Subject To Statutory Requirements								
Walsh Healy Act - Mfg	1	90	3	216	4	1.653	306	0.284
Walsh Healy Act - Dealer	0	0	7	923	7	2.893	923	0.856
Service Contract Act	0	0	0	0	0	0.000	0	0.000
Davis Bacon Act	0	0	0	0	0	0.000	0	0.000
Not subject to Above 3 Acts	39	20,075	192	86,574	231	95.455	106,649	98.861
Kind of Contract Action								
Initial Letter Contract	0	0	0	0	0	0.000	0	0.000
Def. Cont. Superseding Letter Contract	0	0	0	0	0	0.000	0	0.000
New Definitive Contract	1	60	98	42,209	99	40.909	42,269	39.182
Order Under Agency's Contract	2	547	52	5,747	54	22.314	6,294	5.834
Modification	37	19,558	52	39,757	89	36.777	59,315	54.983
GSA Schedule	0	0	0	0	0	0.000	0	0.000
Order Under Other Agency's Contract	0	0	0	0	0	0.000	0	0.000
Termination for Default	0	0	0	0	0	0.000	0	0.000
Termination for Convenience	0	0	0	0	0	0.000	0	0.000
Labor Surplus Area (LSA)								
Total Set-Aside	0	0	2	73	2	0.826	73	0.068
Partial Set-Aside (DOD contracts)	0	0	0	0	0	0.000	0	0.000
Tie Bid Preference	0	0	0	0	0	0.000	0	0.000
Total LSA/Small Bus. Set-Aside	0	0	5	218	5	2.066	218	0.202
Comb. Sm. Bus. Partial LSA (DOD contracts)	0	0	0	0	0	0.000	0	0.000
Subtotal:	0	0	7	291	7	2.893	291	0.270
LSA No Preference Given	40	20,165	195	87,422	235	97.107	107,587	99.730
Product or Service								
Supplies & Equipment	1	60	28	2,784	29	11.983	2,844	2.636
Research & Development	0	0	8	5,048	8	3.306	5,048	4.679
Construction	0	0	0	0	0	0.000	0	0.000
Architect Engineering	2	547	6	4,907	8	3.306	5,454	5.056
Automatic Data Processing Services	0	0	7	4,164	7	2.893	4,164	3.860
ADP Equipment, Purchase & Lease	1	90	4	181	5	2.066	271	0.251
Real Property, Purchase & Lease	0	0	0	0	0	0.000	0	0.000
Other Services	36	19,468	149	70,629	185	76.446	90,097	83.517

FEDERAL PROCUREMENT DATA SYSTEM
AGENCY FOR INTERNATIONAL DEVELOPMENT SNAPSHOT REPORT
 Actions Reported Individually on SF279
 Fiscal Year 1988 Through Second Quarter

	PRE-CICA		POST-CICA		PRE- & POST-CICA			
	Actions	Dollars (000)	Actions	Dollars (000)	Actions	Percentage of Actions	Dollars (000)	Percentage of Dollars (000)
Methods of Contracting (Pre-CICA)								
2-step Formal Advertising	0	0	0	0	0	0.000	0	0.000
Other Formal Advertising	18	13,137	0	0	18	7.438	13,137	12.178
Negotiated Competitive	8	2,833	0	0	8	3.306	2,833	2.626
Negotiated Non-Competitive	7	849	0	0	7	2.893	849	0.787
Directed for Foreign Governments	0	0	0	0	0	0.000	0	0.000
Tariff or Regulated	0	0	0	0	0	0.000	0	0.000
8(a) Awards	7	3,346	0	0	7	2.893	3,346	3.102
Brand Name For Resale	0	0	0	0	0	0.000	0	0.000
Small Business Awards								
Small Business No Preference	8	1,469	84	22,745	92	38.017	24,214	22.446
Total Set-Asides	0	0	15	3,964	15	6.198	3,964	3.675
Partial Set-Asides	0	0	0	0	0	0.000	0	0.000
8(a) Awards	7	3,346	24	7,930	31	12.810	11,276	10.453
Subtotal:	15	4,815	123	34,639	138	57.025	39,454	36.573
Type of Contract								
Fixed Price	9	2,502	70	15,448	79	32.645	17,950	16.639
Cost Reimbursement	29	17,116	77	68,020	106	43.802	85,136	78.919
Time & Material	2	547	55	4,245	57	23.554	4,792	4.442
Labor Hour	0	0	0	0	0	0.000	0	0.000
Type of Contractor								
Business Concerns	28	17,516	180	59,861	208	85.950	77,377	71.726
Educational & Non-Profit	3	129	14	23,469	17	7.025	23,598	21.875
State/Local Government	6	2,298	2	675	8	3.306	2,973	2.756
Non-defined	3	222	6	3,708	9	3.719	3,930	3.643
Full and Open Competition (Post-CICA)								
Normal Full & Open Competition	0	0	93	59,442	93	38.430	59,442	55.101
Architect Engineering	0	0	2	569	2	0.826	569	0.527
Basic Research	0	0	0	0	0	0.000	0	0.000
Multiple Award	0	0	2	99	2	0.826	99	0.092
Alternate Source	0	0	0	0	0	0.000	0	0.000
Small Business Set-Aside	0	0	15	3,964	15	6.198	3,964	3.675
LSA Set-Aside	0	0	0	0	0	0.000	0	0.000
LSA/Small Business Set-Aside	0	0	0	0	0	0.000	0	0.000
Authority for Other Than Full and Open Competition (Post-CICA)								
Competitive								
Only One Source	0	0	3	1,919	3	1.240	1,919	1.779
Follow-on Contracts	0	0	2	68	2	0.826	68	0.063
Other	0	0	3	219	3	1.240	219	0.203
Unusual & Compelling Urgency	0	0	5	378	5	2.066	378	0.350
Mobilization/Essential R&D	0	0	0	0	0	0.000	0	0.000
International Agreement	0	0	0	0	0	0.000	0	0.000
National Security	0	0	0	0	0	0.000	0	0.000
Public Interest	0	0	0	0	0	0.000	0	0.000
Non-Competitive								
Only One Source	0	0	2	5,033	2	0.826	5,033	4.665
Follow-on Contracts	0	0	5	1,195	5	2.066	1,195	1.108
Other	0	0	4	872	4	1.653	872	0.808
Unusual & Compelling Urgency	0	0	7	2,950	7	2.893	2,950	2.735
Mobilization/Essential R&D	0	0	0	0	0	0.000	0	0.000
International Agreement	0	0	0	0	0	0.000	0	0.000
National Security	0	0	0	0	0	0.000	0	0.000
Public Interest	0	0	0	0	0	0.000	0	0.000
Not Available for Competition	7	3,346	58	10,980	65	26.860	14,326	13.280
Synopsis of Procurement Prior to Award								
Synopsized Prior to Award	17	12,412	97	59,634	114	47.107	72,046	66.785
Not Synopsized due to Emergency	1	97	5	1,137	6	2.479	1,234	1.144
Not Synopsized for Other Reasons	22	7,656	100	26,942	122	50.413	34,598	32.071
Women Owned Business	1	40	13	1,492	14	5.785	1,532	1.420
Full and Open with Only One Bidder/Offeror	0	0	8	5,341	8	3.306	5,341	4.951

FEDERAL PROCUREMENT DATA SYSTEM

AMERICAN BATTLE MONUMENTS COMMISSION SNAPSHOT REPORT

Actions Reported in Summary on SF281

Fiscal Year 1988 Through Second Quarter

Part I - Total Prime Acquisition Actions

Acquisition Method	Number of Actions	Net Dollar Amount (000)				
		Total	Small Business Concerns	Large Business Concerns	Educational & Non-Profit Institutions	Outside U.S./Outlying Areas
1. Total (2+7+8)	2,446	1,255				
2. Subtotal (3+4+5+6)	2,446	1,255	20	18	27	1,190
3. Formally Advertised (Including 2 Step)	42	107	0	0	0	107
4. Negotiated Competitive	80	221	0	0	0	221
5. Negotiated Non-Competitive	2,252	862	0	0	0	862
6. Procurement Under Another Agency's Contracts	72	65	20	18	27	0
6A. GSA Schedules	36	38	20	18	0	0
6B. Another Agency's Contracts	36	27	0	0	27	0
7. Directed Contracts For Foreign Governments	0	0				
8. Tariff Or Regulated Acquisitions	0	0				

Part II - Statistics on Selected Types of Acquisition

Type of Acquisition	Number of Actions	Net Dollar Amount (000)
9. Small Business Total Set-Asides	0	0
10. Small Business Partial Set-Asides	0	0
11. Total Labor Surplus Area Set-Asides	0	0
12. Total Labor Surplus Area/Small Business Set-Asides	0	0
13. Acquisitions From Minority and Disadvantaged Business Enterprises (13A + 13B)	0	0
13A. Directed to Large Or Small Minority Business Enterprises	0	0
13B. Small Business - Disadvantaged 8(A)	0	0
14. Women-Owned Business	0	0

AMERICAN BATTLE MONUMENTS COMMISSION SNAPSHOT REPORT

Actions Reported Individually on SF279

Fiscal Year 1988 Through Second Quarter

	PRE-CICA		POST-CICA		PRE-& POST-CICA			
	Actions	Dollars (000)	Actions	Dollars (000)	Actions	Percents of Actions	Dollars (000)	Percentage of Dollars (000)
Total	0	0	0	0	0	0.000	0	0.000
Subject To Statutory Requirements								
Walsh Healy Act - Mfg	0	0	0	0	0	0.000	0	0.000
Walsh Healy Act - Dealer	0	0	0	0	0	0.000	0	0.000
Service Contract Act	0	0	0	0	0	0.000	0	0.000
Davis Bacon Act	0	0	0	0	0	0.000	0	0.000
Not subject to Above 3 Acts	0	0	0	0	0	0.000	0	0.000
Kind of Contract Action								
Initial Letter Contract	0	0	0	0	0	0.000	0	0.000
Def. Cont. Superseding Letter Contract	0	0	0	0	0	0.000	0	0.000
New Definitive Contract	0	0	0	0	0	0.000	0	0.000
Order Under Agency's Contract	0	0	0	0	0	0.000	0	0.000
Modification	0	0	0	0	0	0.000	0	0.000
GSA Schedule	0	0	0	0	0	0.000	0	0.000
Order Under Other Agency's Contract	0	0	0	0	0	0.000	0	0.000
Termination for Default	0	0	0	0	0	0.000	0	0.000
Termination for Convenience	0	0	0	0	0	0.000	0	0.000
Labor Surplus Area (LSA)								
Total Set-Aside	0	0	0	0	0	0.000	0	0.000
Partial Set-Aside (DOD contracts)	0	0	0	0	0	0.000	0	0.000
Tie Bid Preference	0	0	0	0	0	0.000	0	0.000
Total LSA/Small Bus. Set-Aside	0	0	0	0	0	0.000	0	0.000
Comb. Sm. Bus. Partial LSA (DOD contracts)	0	0	0	0	0	0.000	0	0.000
Subtotal:	0	0	0	0	0	0.000	0	0.000
LSA No Preference Given	0	0	0	0	0	0.000	0	0.000
Product or Service								
Supplies & Equipment	0	0	0	0	0	0.000	0	0.000
Research & Development	0	0	0	0	0	0.000	0	0.000
Construction	0	0	0	0	0	0.000	0	0.000
Architect Engineering	0	0	0	0	0	0.000	0	0.000
Automatic Data Processing Services	0	0	0	0	0	0.000	0	0.000
ADP Equipment, Purchase & Lease	0	0	0	0	0	0.000	0	0.000
Real Property, Purchase & Lease	0	0	0	0	0	0.000	0	0.000
Other Services	0	0	0	0	0	0.000	0	0.000

AMERICAN BATTLE MONUMENTS COMMISSION SNAPSHOT REPORT

Actions Reported Individually on SF279

Fiscal Year 1988 Through Second Quarter

	PRE-CICA		POST-CICA		PRE- & POST-CICA			
	Actions	Dollars (000)	Actions	Dollars (000)	Actions	Percentage of Actions	Dollars (000)	Percentage of Dollars (000)
Methods of Contracting (Pre-CICA)								
2-step Formal Advertising	0	0	0	0	0	0.000	0	0.000
Other Formal Advertising	0	0	0	0	0	0.000	0	0.000
Negotiated Competitive	0	0	0	0	0	0.000	0	0.000
Negotiated Non-Competitive	0	0	0	0	0	0.000	0	0.000
Directed for Foreign Governments	0	0	0	0	0	0.000	0	0.000
Tariff or Regulated	0	0	0	0	0	0.000	0	0.000
8(a) Awards	0	0	0	0	0	0.000	0	0.000
Brand Name For Resale	0	0	0	0	0	0.000	0	0.000
Small Business Awards								
Small Business No Preference	0	0	0	0	0	0.000	0	0.000
Total Set-Asides	0	0	0	0	0	0.000	0	0.000
Partial Set-Asides	0	0	0	0	0	0.000	0	0.000
8(a) Awards	0	0	0	0	0	0.000	0	0.000
Subtotal:	0	0	0	0	0	0.000	0	0.000
Type of Contract								
Fixed Price	0	0	0	0	0	0.000	0	0.000
Cost Reimbursement	0	0	0	0	0	0.000	0	0.000
Time & Material	0	0	0	0	0	0.000	0	0.000
Labor Hour	0	0	0	0	0	0.000	0	0.000
Type of Contractor								
Business Concerns	0	0	0	0	0	0.000	0	0.000
Educational & Non-Profit	0	0	0	0	0	0.000	0	0.000
State/Local Government	0	0	0	0	0	0.000	0	0.000
Non-defined	0	0	0	0	0	0.000	0	0.000
Full and Open Competition (Post-CICA)								
Normal Full & Open Competition	0	0	0	0	0	0.000	0	0.000
Architect Engineering	0	0	0	0	0	0.000	0	0.000
Basic Research	0	0	0	0	0	0.000	0	0.000
Multiple Award	0	0	0	0	0	0.000	0	0.000
Alternate Source	0	0	0	0	0	0.000	0	0.000
Small Business Set-Aside	0	0	0	0	0	0.000	0	0.000
LSA Set-Aside	0	0	0	0	0	0.000	0	0.000
LSA/Small Business Set-Aside	0	0	0	0	0	0.000	0	0.000
Authority for Other Than Full and Open Competition (Post-CICA)								
Competitive								
Only One Source	0	0	0	0	0	0.000	0	0.000
Follow-on Contracts	0	0	0	0	0	0.000	0	0.000
Other	0	0	0	0	0	0.000	0	0.000
Unusual & Compelling Urgency	0	0	0	0	0	0.000	0	0.000
Mobilization/Essential R&D	0	0	0	0	0	0.000	0	0.000
International Agreement	0	0	0	0	0	0.000	0	0.000
National Security	0	0	0	0	0	0.000	0	0.000
Public Interest	0	0	0	0	0	0.000	0	0.000
Non-Competitive								
Only One Source	0	0	0	0	0	0.000	0	0.000
Follow-on Contracts	0	0	0	0	0	0.000	0	0.000
Other	0	0	0	0	0	0.000	0	0.000
Unusual & Compelling Urgency	0	0	0	0	0	0.000	0	0.000
Mobilization/Essential R&D	0	0	0	0	0	0.000	0	0.000
International Agreement	0	0	0	0	0	0.000	0	0.000
National Security	0	0	0	0	0	0.000	0	0.000
Public Interest	0	0	0	0	0	0.000	0	0.000
Not Available for Competition	0	0	0	0	0	0.000	0	0.000
Synopsis of Procurement Prior to Award								
Synopsized Prior to Award	0	0	0	0	0	0.000	0	0.000
Not Synopsized due to Emergency	0	0	0	0	0	0.000	0	0.000
Not Synopsized for Other Reasons	0	0	0	0	0	0.000	0	0.000
Women Owned Business	0	0	0	0	0	0.000	0	0.000
Full and Open with Only One Bidder/Offeree	0	0	0	0	0	0.000	0	0.000

BOARD FOR INTERNATIONAL BROADCASTING SNAPSHOT REPORT

Actions Reported in Summary on SF281

Fiscal Year 1988 Through Second Quarter

Part I - Total Prime Acquisition Actions

Acquisition Method	Number of Actions	Net Dollar Amount (000)				
		Total	Small Business Concerns	Large Business Concerns	Educational & Non-Profit Institutions	Outside U.S./ Outlying Areas
1. Total (2+7+8)						
2. Subtotal (3+4+5+6)						
3. Formally Advertised (Including 2 Step)						
4. Negotiated Competitive						
5. Negotiated Non-Competitive						
6. Procurement Under Another Agency's Contracts						
6A. GSA Schedules						
6B. Another Agency's Contracts						
7. Directed Contracts For Foreign Governments						
8. Tariff Or Regulated Acquisitions						

Part II - Statistics on Selected Types of Acquisition

Type of Acquisition	Number of Actions	Net Dollar Amount (000)
9. Small Business Total Set-Asides		
10. Small Business Partial Set-Asides		
11. Total Labor Surplus Area Set-Asides		
12. Total Labor Surplus Area/Small Business Set-Asides		
13. Acquisitions From Minority and Disadvantaged Business Enterprises (13A + 13B)		
13A. Directed to Large Or Small Minority Business Enterprises		
13B. Small Business - Disadvantaged 8(A)		
14. Women-Owned Business		

*** FAILED TO REPORT THIS YEAR ***

BOARD FOR INTERNATIONAL BROADCASTING SNAPSHOT REPORT

Actions Reported Individually on SF279

Fiscal Year 1988 Through Second Quarter

	PRE-CICA		POST-CICA		PRE-& POST-CICA			
	Actions	Dollars (000)	Actions	Dollars (000)	Actions	Percents of Actions	Dollars (000)	Percentage of Dollars (000)
Total								
Subject To Statutory Requirements								
Walsh Healy Act - Mfg								
Walsh Healy Act - Dealer								
Service Contract Act								
Davis Bacon Act								
Not subject to Above 3 Acts								
Kind of Contract Action								
Initial Letter Contract								
Def. Cont. Superseding Letter Contract								
New Definitive Contract								
Order Under Agency's Contract								
Modification								
GSA Schedule								
Order Under Other Agency's Contract								
Termination for Default								
Termination for Convenience								
Labor Surplus Area (LSA)								
Total Set-Aside								
Partial Set-Aside (DOD contracts)								
Tie Bid Preference								
Total LSA/Small Bus. Set-Aside								
Comb. Sm. Bus. Partial LSA (DOD contracts)								
Subtotal:								
LSA No Preference Given								
Product or Service								
Supplies & Equipment								
Research & Development								
Construction								
Architect Engineering								
Automatic Data Processing Services								
ADP Equipment, Purchase & Lease								
Real Property, Purchase & Lease								
Other Services								

*** FAILED TO REPORT THIS YEAR ***

BOARD FOR INTERNATIONAL BROADCASTING SNAPSHOT REPORT

Actions Reported Individually on SF279

Fiscal Year 1988 Through Second Quarter

	PRE-CICA		POST-CICA		PRE- & POST-CICA			
	Actions	Dollars (000)	Actions	Dollars (000)	Actions	Percentage of Actions	Dollars (000)	Percentage of Dollars (000)
Methods of Contracting (Pre-CICA)								
2-step Formal Advertising								
Other Formal Advertising								
Negotiated Competitive								
Negotiated Non-Competitive								
Directed for Foreign Governments								
Tariff or Regulated								
8(a) Awards								
Brand Name For Resale								
Small Business Awards								
Small Business No Preference								
Total Set-Asides								
Partial Set-Asides								
8(a) Awards								
Subtotal:								
Type of Contract								
Fixed Price								
Cost Reimbursement								
Time & Material								
Labor Hour								
Type of Contractor								
Business Concerns								
Educational & Non-Profit								
State/Local Government								
Non-defined								
Full and Open Competition (Post-CICA)								
Normal Full & Open Competition								
Architect Engineering								
Basic Research								
Multiple Award								
Alternate Source								
Small Business Set-Aside								
LSA Set-Aside								
LSA/Small Business Set-Aside								
Authority for Other Than Full and Open Competition (Post-CICA)								
Competitive								
Only One Source								
Follow-on Contracts								
Other								
Unusual & Compelling Urgency								
Mobilization/Essential R&D								
International Agreement								
National Security								
Public Interest								
Non-Competitive								
Only One Source								
Follow-on Contracts								
Other								
Unusual & Compelling Urgency								
Mobilization/Essential R&D								
International Agreement								
National Security								
Public Interest								
Not Available for Competition								
Synopsis of Procurement Prior to Award								
Synopsized Prior to Award								
Not Synopsized due to Emergency								
Not Synopsized for Other Reasons								
Women Owned Business								
Full and Open with Only One Bidder/Offeror								

*** FAILED TO REPORT THIS YEAR ***

FEDERAL PROCUREMENT DATA SYSTEM
COMMISSION ON CIVIL RIGHTS SNAPSHOT REPORT

Actions Reported in Summary on SF281
 Fiscal Year 1988 Through Second Quarter

Part I - Total Prime Acquisition Actions

Acquisition Method	Number of Actions	Net Dollar Amount (000)				
		Total	Small Business Concerns	Large Business Concerns	Educational & Non-Profit Institutions	Outside U.S./ Outlying Areas
1. Total (2+7+8)						
2. Subtotal (3+4+5+6)						
3. Formally Advertised (Including 2 Step)						
4. Negotiated Competitive						
5. Negotiated Non-Competitive						
6. Procurement Under Another Agency's Contracts						
6A. GSA Schedules						
6B. Another Agency's Contracts						
7. Directed Contracts For Foreign Governments						
8. Tariff Or Regulated Acquisitions						

Part II - Statistics on Selected Types of Acquisition

Type of Acquisition	Number of Actions	Net Dollar Amount (000)
9. Small Business Total Set-Asides		
10. Small Business Partial Set-Asides		
11. Total Labor Surplus Area Set-Asides		
12. Total Labor Surplus Area/Small Business Set-Asides		
13. Acquisitions From Minority and Disadvantaged Business Enterprises (13A + 13B)		
13A. Directed to Large Or Small Minority Business Enterprises		
13B. Small Business - Disadvantaged 8(A)		
14. Women-Owned Business		

*** FAILED TO REPORT THIS YEAR ***

COMMISSION ON CIVIL RIGHTS SNAPSHOT REPORT

Actions Reported Individually on SF279
 Fiscal Year 1988 Through Second Quarter

	PRE-CICA		POST-CICA		PRE- & POST-CICA			
	Actions	Dollars (000)	Actions	Dollars (000)	Actions	Percents of Actions	Dollars (000)	Percentage of Dollars (000)
Total								
Subject To Statutory Requirements								
Walsh Healy Act - Mfg								
Walsh Healy Act - Dealer								
Service Contract Act								
Davis Bacon Act								
Not subject to Above 3 Acts								
Kind of Contract Action								
Initial Letter Contract								
Def. Cont. Superseding Letter Contract								
New Definitive Contract								
Order Under Agency's Contract								
Modification								
GSA Schedule								
Order Under Other Agency's Contract								
Termination for Default								
Termination for Convenience								
Labor Surplus Area (LSA)								
Total Set-Aside								
Partial Set-Aside (DOD contracts)								
Tie Bid Preference								
Total LSA/Small Bus. Set-Aside								
Comb. Sm. Bus. Partial LSA (DOD contracts)								
Subtotal:								
LSA No Preference Given								
Product or Service								
Supplies & Equipment								
Research & Development								
Construction								
Architect Engineering								
Automatic Data Processing Services								
ADP Equipment, Purchase & Lease								
Real Property, Purchase & Lease								
Other Serv ces								

*** FAILED TO REPORT THIS YEAR ***

FEDERAL PROCUREMENT DATA SYSTEM
COMMISSION ON CIVIL RIGHTS SNAPSHOT REPORT
 Actions Reported Individually on SF279
 Fiscal Year 1988 Through Second Quarter

	PRE-CICA		POST-CICA		PRE- & POST-CICA			
	Actions	Dollars (000)	Actions	Dollars (000)	Actions	Percentage of Actions	Dollars (000)	Percentage of Dollars (000)
Methods of Contracting (Pre-CICA)								
2-step Formal Advertising								
Other Formal Advertising								
Negotiated Competitive								
Negotiated Non-Competitive								
Directed for Foreign Governments								
Tariff or Regulated								
8(a) Awards								
Brand Name For Resale								
Small Business Awards								
Small Business No Preference								
Total Set-Asides								
Partial Set-Asides								
8(a) Awards								
Subtotal:								
Type of Contract								
Fixed Price								
Cost Reimbursement								
Time & Material								
Labor Hour								
Type of Contractor								
Business Concerns								
Educational & Non-Profit								
State/Local Government								
Non-defined								
Full and Open Competition (Post-CICA)								
Normal Full & Open Competition								
Architect Engineering								
Basic Research								
Multiple Award								
Alternate Source								
Small Business Set-Aside								
LSA Set-Aside								
LSA/Small Business Set-Aside								
Authority for Other Than Full and Open Competition (Post-CICA)								
Competitive								
Only One Source								
Follow-on Contracts								
Other								
Unusual & Compelling Urgency								
Mobilization/Essential R&D								
International Agreement								
National Security								
Public Interest								
Non-Competitive								
Only One Source								
Follow-on Contracts								
Other								
Unusual & Compelling Urgency								
Mobilization/Essential R&D								
International Agreement								
National Security								
Public Interest								
Not Available for Competition								
Synopsis of Procurement Prior to Award								
Synopsised Prior to Award								
Not Synopsised due to Emergency								
Not Synopsised for Other Reasons								
Women Owned Business								
Full and Open with Only One Bidder/Offeror								

*** FAILED TO REPORT THIS YEAR ***

FEDERAL PROCUREMENT DATA SYSTEM

COMMODITY FUTURES TRADING COMMISSION SNAPSHOT REPORT

Actions Reported in Summary on SF281

Fiscal Year 1988 Through Second Quarter

Part I - Total Prime Acquisition Actions

Acquisition Method	Number of Actions	Net Dollar Amount (000)				
		Total	Small Business Concerns	Large Business Concerns	Educational & Non-Profit Institutions	Outside U.S./Outlying Areas
1. Total (2+7+8)	730	1,192				
2. Subtotal (3+4+5+6)	713	1,163				
3. Formally Advertised (Including 2 Step)	0		481	682	0	0
4. Negotiated Competitive	0	0	0	0	0	0
5. Negotiated Non-Competitive	343	471	379	92	0	0
6. Procurement Under Another Agency's Contracts	240	283	31	252	0	0
6A. GSA Schedules	130	409	71	338	0	0
6B. Another Agency's Contracts	130	409	71	338	0	0
7. Directed Contracts For Foreign Governments	0	0	0	0	0	0
8. Tariff Or Regulated Acquisitions	0	0	0	0	0	0
	17	29				

Part II - Statistics on Selected Types of Acquisition

Type of Acquisition	Number of Actions	Net Dollar Amount (000)
9. Small Business Total Set-Asides		
10. Small Business Partial Set-Asides	307	442
11. Total Labor Surplus Area Set-Asides	0	0
12. Total Labor Surplus Area/Small Business Set-Asides	0	0
13. Acquisitions From Minority and Disadvantaged Business Enterprises (13A + 13B)	0	0
13A. Directed to Large Or Small Minority Business Enterprises	1	2
13B. Small Business - Disadvantaged 8(A)	1	2
14. Women-Owned Business	0	0
	0	0

COMMODITY FUTURES TRADING COMMISSION SNAPSHOT REPORT

Actions Reported Individually on SF279

Fiscal Year 1988 Through Second Quarter

	PRE-CICA		POST-CICA		PRE- & POST-CICA			
	Actions	Dollars (000)	Actions	Dollars (000)	Actions	Percents of Actions	Dollars (000)	Percentage of Dollars (000)
Total	0	0	14	4,571	14	100.000	4,571	100.000
Subject To Statutory Requirements								
Walsh Healy Act - Mfg	0	0	4	298	4	28.571	298	6.519
Walsh Healy Act - Dealer	0	0	1	90	1	7.143	90	1.969
Service Contract Act	0	0	0	0	0	0.000	0	0.000
Davis Bacon Act	0	0	0	0	0	0.000	0	0.000
Not subject to Above 3 Acts	0	0	9	4,183	9	64.286	4,183	91.512
Kind of Contract Action								
Initial Letter Contract	0	0	0	0	0	0.000	0	0.000
Def. Cont. Superseding Letter Contract	0	0	0	0	0	0.000	0	0.000
New Definitive Contract	0	0	10	4,273	10	71.429	4,273	93.481
Order Under Agency's Contract	0	0	0	0	0	0.000	0	0.000
Modification	0	0	0	0	0	0.000	0	0.000
GSA Schedule	0	0	4	298	4	28.571	298	6.519
Order Under Other Agency's Contract	0	0	0	0	0	0.000	0	0.000
Termination for Default	0	0	0	0	0	0.000	0	0.000
Termination for Convenience	0	0	0	0	0	0.000	0	0.000
Labor Surplus Area (LSA)								
Total Set-Aside	0	0	0	0	0	0.000	0	0.000
Partial Set-Aside (DOD contracts)	0	0	0	0	0	0.000	0	0.000
Tie Bid Preference	0	0	0	0	0	0.000	0	0.000
Total LSA/Small Bus. Set-Aside	0	0	0	0	0	0.000	0	0.000
Comb. Sm. Bus. Partial LSA (DOD contracts)	0	0	0	0	0	0.000	0	0.000
Subtotal:	0	0	0	0	0	0.000	0	0.000
LSA No Preference Given	0	0	14	4,571	14	100.000	4,571	100.000
Product or Service								
Supplies & Equipment	0	0	0	0	0	0.000	0	0.000
Research & Development	0	0	0	0	0	0.000	0	0.000
Construction	0	0	0	0	0	0.000	0	0.000
Architect Engineering	0	0	0	0	0	0.000	0	0.000
Automatic Data Processing Services	0	0	0	0	0	0.000	0	0.000
ADP Equipment, Purchase & Lease	0	0	3	285	3	21.429	285	6.235
Real Property, Purchase & Lease	0	0	7	4,096	7	50.000	4,096	89.608
Other Services	0	0	4	190	4	28.571	190	4.157

FEDERAL PROCUREMENT DATA SYSTEM
COMMODITY FUTURES TRADING COMMISSION SNAPSHOT REPORT
 Actions Reported Individually on SF279
 Fiscal Year 1988 Through Second Quarter

	PRE-CICA		POST-CICA		PRE- & POST-CICA			
	Actions	Dollars (000)	Actions	Dollars (000)	Actions	Percentage of Actions	Dollars (000)	Percentage of Dollars (000)
Methods of Contracting (Pre-CICA)								
2-step Formal Advertising	0	0	0	0	0	0.000	0	0.000
Other Formal Advertising	0	0	0	0	0	0.000	0	0.000
Negotiated Competitive	0	0	0	0	0	0.000	0	0.000
Negotiated Non-Competitive	0	0	0	0	0	0.000	0	0.000
Directed for Foreign Governments	0	0	0	0	0	0.000	0	0.000
Tariff or Regulated	0	0	0	0	0	0.000	0	0.000
8(a) Awards	0	0	0	0	0	0.000	0	0.000
Brand Name For Resale	0	0	0	0	0	0.000	0	0.000
Small Business Awards								
Small Business No Preference	0	0	1	45	1	7.143	45	0.984
Total Set-Asides	0	0	0	0	0	0.000	0	0.000
Partial Set-Asides	0	0	0	0	0	0.000	0	0.000
8(a) Awards	0	0	0	0	0	0.000	0	0.000
Subtotal:	0	0	1	45	1	7.143	45	0.984
Type of Contract								
Fixed Price	0	0	14	4,571	14	100.000	4,571	100.000
Cost Reimbursement	0	0	0	0	0	0.000	0	0.000
Time & Material	0	0	0	0	0	0.000	0	0.000
Labor Hour	0	0	0	0	0	0.000	0	0.000
Type of Contractor								
Business Concerns	0	0	14	4,571	14	100.000	4,571	100.000
Educational & Non-Profit	0	0	0	0	0	0.000	0	0.000
State/Local Government	0	0	0	0	0	0.000	0	0.000
Non-defined	0	0	0	0	0	0.000	0	0.000
Full and Open Competition (Post-CICA)								
Normal Full & Open Competition	0	0	9	4,228	9	64.286	4,228	92.496
Architect Engineering	0	0	0	0	0	0.000	0	0.000
Basic Research	0	0	0	0	0	0.000	0	0.000
Multiple Award	0	0	4	298	4	28.571	298	6.519
Alternate Source	0	0	0	0	0	0.000	0	0.000
Small Business Set-Aside	0	0	0	0	0	0.000	0	0.000
LSA Set-Aside	0	0	0	0	0	0.000	0	0.000
LSA/Small Business Set-Aside	0	0	0	0	0	0.000	0	0.000
Authority for Other Than Full and Open Competition (Post-CICA)								
Competitive								
Only One Source	0	0	0	0	0	0.000	0	0.000
Follow-on Contracts	0	0	0	0	0	0.000	0	0.000
Other	0	0	0	0	0	0.000	0	0.000
Unusual & Compelling Urgency	0	0	0	0	0	0.000	0	0.000
Mobilization/Essential R&D	0	0	0	0	0	0.000	0	0.000
International Agreement	0	0	0	0	0	0.000	0	0.000
National Security	0	0	0	0	0	0.000	0	0.000
Public Interest	0	0	0	0	0	0.000	0	0.000
Non-Competitive								
Only One Source	0	0	1	45	1	7.143	45	0.984
Follow-on Contracts	0	0	0	0	0	0.000	0	0.000
Other	0	0	0	0	0	0.000	0	0.000
Unusual & Compelling Urgency	0	0	0	0	0	0.000	0	0.000
Mobilization/Essential R&D	0	0	0	0	0	0.000	0	0.000
International Agreement	0	0	0	0	0	0.000	0	0.000
National Security	0	0	0	0	0	0.000	0	0.000
Public Interest	0	0	0	0	0	0.000	0	0.000
Not Available for Competition	0	0	0	0	0	0.000	0	0.000
Synopsis of Procurement Prior to Award								
Synopsized Prior to Award	0	0	12	4,477	12	85.714	4,477	97.944
Not Synopsized due to Emergency	0	0	0	0	0	0.000	0	0.000
Not Synopsized for Other Reasons	0	0	2	94	2	14.286	94	2.056
Women Owned Business	0	0	0	0	0	0.000	0	0.000
Full and Open with Only One Bidder/Officer								
Full and Open with Only One Bidder/Officer	0	0	1	42	1	7.143	42	0.919

FEDERAL PROCUREMENT DATA SYSTEM
CONSUMER PRODUCTS SAFETY COMMISSION SNAPSHOT REPORT

Actions Reported in Summary on SF281

Fiscal Year 1988 Through Second Quarter

Part I - Total Prime Acquisition Actions

Acquisition Method	Number of Actions	Net Dollar Amount (000)				
		Total	Small Business Concerns	Large Business Concerns	Educational & Non-Profit Institutions	Outside U.S./ Outlying Areas
1. Total (2+7+8)	558	1,606				
2. Subtotal (3+4+5+6)	558	1,606	488	649	469	0
3. Formally Advertised (Including 2 Step)	0	0	0	0	0	0
4. Negotiated Competitive	52	248	188	56	4	0
5. Negotiated Non-Competitive	430	1,113	234	414	465	0
6. Procurement Under Another Agency's Contracts	76	245	66	179	0	0
6A. GSA Schedules	73	204	66	138	0	0
6B. Another Agency's Contracts	3	41	0	41	0	0
7. Directed Contracts For Foreign Governments	0	0	0	0	0	0
8. Tariff Or Regulated Acquisitions	0	0	0	0	0	0

Part II - Statistics on Selected Types of Acquisition

Type of Acquisition	Number of Actions	Net Dollar Amount (000)
9. Small Business Total Set-Asides	267	466
10. Small Business Partial Set-Asides	0	0
11. Total Labor Surplus Area Set-Asides	0	0
12. Total Labor Surplus Area/Small Business Set-Asides	9	59
13. Acquisitions From Minority and Disadvantaged Business Enterprises (13A + 13B)	3	2
13A. Directed to Large Or Small Minority Business Enterprises	6	57
13B. Small Business - Disadvantaged 8(A)	34	63
14. Women-Owned Business		

CONSUMER PRODUCTS SAFETY COMMISSION SNAPSHOT REPORT

Actions Reported Individually on SF279

Fiscal Year 1988 Through Second Quarter

	PRE-CICA		POST-CICA		PRE- & POST-CICA			
	Actions	Dollars (000)	Actions	Dollars (000)	Actions	Percents of Actions	Dollars (000)	Percentage of Dollars (000)
Total	0	0	14	940	14	100.000	940	100.000
Subject To Statutory Requirements								
Walsh Healy Act - Mfg	0	0	1	87	1	7.143	87	9.255
Walsh Healy Act - Dealer	0	0	11	723	11	78.571	723	76.915
Service Contract Act	0	0	0	0	0	0.000	0	0.000
Davis Bacon Act	0	0	2	130	2	14.286	130	13.830
Not subject to Above 3 Acts	0	0						
Kind of Contract Action								
Initial Letter Contract	0	0	0	0	0	0.000	0	0.000
Def. Cont. Superseding Letter Contract	0	0	0	0	0	0.000	0	0.000
New Definitive Contract	0	0	8	715	8	57.143	715	76.064
Order Under Agency's Contract	0	0	0	0	0	0.000	0	0.000
Modification	0	0	6	225	6	42.857	225	23.936
GSA Schedule	0	0	0	0	0	0.000	0	0.000
Order Under Other Agency's Contract	0	0	0	0	0	0.000	0	0.000
Termination for Default	0	0	0	0	0	0.000	0	0.000
Termination for Convenience	0	0	0	0	0	0.000	0	0.000
Labor Surplus Area (LSA)								
Total Set-Aside	0	0	0	0	0	0.000	0	0.000
Partial Set-Aside (DOD contracts)	0	0	0	0	0	0.000	0	0.000
Tie Bid Preference	0	0	0	0	0	0.000	0	0.000
Total LSA/Small Bus. Set-Aside	0	0	0	0	0	0.000	0	0.000
Comb. Sm. Bus. Partial LSA (DOD contracts)	0	0	0	0	0	0.000	0	0.000
Subtotal:	0	0	14	940	14	100.000	940	100.000
LSA No Preference Given	0	0						
Product or Service								
Supplies & Equipment	0	0	0	0	0	0.000	0	0.000
Research & Development	0	0	0	0	0	0.000	0	0.000
Construction	0	0	0	0	0	0.000	0	0.000
Architect Engineering	0	0	1	179	1	7.143	179	19.043
Automatic Data Processing Services	0	0	0	0	0	0.000	0	0.000
ADP Equipment, Purchase & Lease	0	0	0	0	0	0.000	0	0.000
Real Property, Purchase & Lease	0	0	13	761	13	92.857	761	80.957
Other Services	0	0						

CONSUMER PRODUCTS SAFETY COMMISSION SNAPSHOT REPORT

Actions Reported Individually on SF279

Fiscal Year 1988 Through Second Quarter

	PRE-CICA		POST-CICA		PRE- & POST-CICA			
	Actions	Dollars (000)	Actions	Dollars (000)	Actions	Percentage of Actions	Dollars (000)	Percentage of Dollars (000)
Methods of Contracting (Pre-CICA)								
2-step Formal Advertising	0	0	0	0	0	0.000	0	0.000
Other Formal Advertising	0	0	0	0	0	0.000	0	0.000
Negotiated Competitive	0	0	0	0	0	0.000	0	0.000
Negotiated Non-Competitive	0	0	0	0	0	0.000	0	0.000
Directed for Foreign Governments	0	0	0	0	0	0.000	0	0.000
Tariff or Regulated	0	0	0	0	0	0.000	0	0.000
8(a) Awards	0	0	0	0	0	0.000	0	0.000
Brand Name For Resale	0	0	0	0	0	0.000	0	0.000
Small Business Awards								
Small Business No Preference	0	0	1	80	1	7.143	80	8.511
Total Set-Asides	0	0	1	50	1	7.143	50	5.319
Partial Set-Asides	0	0	0	0	0	0.000	0	0.000
8(a) Awards	0	0	8	480	8	57.143	480	51.064
Subtotal:	0	0	10	610	10	71.429	610	64.894
Type of Contract								
Fixed Price	0	0	9	702	9	64.286	702	74.681
Cost Reimbursement	0	0	0	0	0	0.000	0	0.000
Time & Material	0	0	1	38	1	7.143	38	4.043
Labor Hour	0	0	4	200	4	28.571	200	21.277
Type of Contractor								
Business Concerns	0	0	12	765	12	85.714	765	81.383
Educational & Non-Profit	0	0	2	175	2	14.286	175	18.617
State/Local Government	0	0	0	0	0	0.000	0	0.000
Non-defined	0	0	0	0	0	0.000	0	0.000
Full and Open Competition (Post-CICA)								
Normal Full & Open Competition	0	0	3	235	3	21.429	235	25.000
Architect Engineering	0	0	0	0	0	0.000	0	0.000
Basic Research	0	0	0	0	0	0.000	0	0.000
Multiple Award	0	0	0	0	0	0.000	0	0.000
Alternate Source	0	0	0	0	0	0.000	0	0.000
Small Business Set-Aside	0	0	1	50	1	7.143	50	5.319
LSA Set-Aside	0	0	0	0	0	0.000	0	0.000
LSA/Small Business Set-Aside	0	0	0	0	0	0.000	0	0.000
Authority for Other Than Full and Open Competition (Post-CICA)								
Competitive								
Only One Source	0	0	0	0	0	0.000	0	0.000
Follow-on Contracts	0	0	0	0	0	0.000	0	0.000
Other	0	0	0	0	0	0.000	0	0.000
Unusual & Compelling Urgency	0	0	0	0	0	0.000	0	0.000
Mobilization/Essential R&D	0	0	0	0	0	0.000	0	0.000
International Agreement	0	0	0	0	0	0.000	0	0.000
National Security	0	0	0	0	0	0.000	0	0.000
Public Interest	0	0	0	0	0	0.000	0	0.000
Non-Competitive								
Only One Source	0	0	0	0	0	0.000	0	0.000
Follow-on Contracts	0	0	0	0	0	0.000	0	0.000
Other	0	0	0	0	0	0.000	0	0.000
Unusual & Compelling Urgency	0	0	0	0	0	0.000	0	0.000
Mobilization/Essential R&D	0	0	0	0	0	0.000	0	0.000
International Agreement	0	0	0	0	0	0.000	0	0.000
National Security	0	0	0	0	0	0.000	0	0.000
Public Interest	0	0	0	0	0	0.000	0	0.000
Not Available for Competition	0	0	10	655	10	71.429	655	69.681
Synopsis of Procurement Prior to Award								
Synopsized Prior to Award	0	0	4	285	4	28.571	285	30.319
Not Synopsized due to Emergency	0	0	0	0	0	0.000	0	0.000
Not Synopsized for Other Reasons	0	0	10	655	10	71.429	655	69.681
Women Owned Business	0	0	2	229	2	14.286	229	24.362
Full and Open with Only One Bidder/Officer	0	0	2	155	2	14.286	155	16.489

FEDERAL PROCUREMENT DATA SYSTEM
ENVIRONMENTAL PROTECTION AGENCY SNAPSHOT REPORT

Actions Reported in Summary on SF281

Fiscal Year 1988 Through Second Quarter

Part I - Total Prime Acquisition Actions

Acquisition Method	Number of Actions	Net Dollar Amount (000)				
		Total	Small Business Concerns	Large Business Concerns	Educational & Non-Profit Institutions	Outside U.S./ Outlying Areas
1. Total (2+7+8)	17,990	18,038				
2. Subtotal (3+4+5+6)	17,975	18,003				
3. Formally Advertised (Including 2 Step)	0	0	8,905	7,735	1,341	22
4. Negotiated Competitive	1,045	2,923	2,327	471	0	0
5. Negotiated Non-Competitive	13,601	7,885	5,049	1,690	1,124	0
6. Procurement Under Another Agency's Contracts	3,329	7,195	1,529	5,574	92	22
6A. GSA Schedules	2,586	6,271	1,455	4,816	0	0
6B. Another Agency's Contracts	743	924	74	758	0	0
7. Directed Contracts For Foreign Governments	15	35			92	0
8. Tariff Or Regulated Acquisitions	0	0				0

Part II - Statistics on Selected Types of Acquisition

Type of Acquisition	Number of Actions	Net Dollar Amount (000)
9. Small Business Total Set-Asides	8,509	7,157
10. Small Business Partial Set-Asides	1	28
11. Total Labor Surplus Area Set-Asides	0	0
12. Total Labor Surplus Area/Small Business Set-Asides	0	0
13. Acquisitions From Minority and Disadvantaged Business Enterprises (13A + 13B)	349	505
13A. Directed to Large Or Small Minority Business Enterprises	349	505
13B. Small Business - Disadvantaged 8(A)	0	0
14. Women-Owned Business	727	643

ENVIRONMENTAL PROTECTION AGENCY SNAPSHOT REPORT

Actions Reported Individually on SF279

Fiscal Year 1988 Through Second Quarter

	PRE-CICA		POST-CICA		PRE- & POST-CICA			
	Actions	Dollars (000)	Actions	Dollars (000)	Actions	Percents of Actions	Dollars (000)	Percentage of Dollars (000)
Total	808	101,196	1,898	279,047	2,706	100.000	380,243	100.000
Subject To Statutory Requirements								
Walsh Healy Act - Mfg	121	5,241	148	7,352	269	9.941	12,593	3.312
Walsh Healy Act - Dealer	37	2,172	361	19,765	398	14.708	21,937	5.769
Service Contract Act	388	50,338	578	74,368	966	35.698	124,706	32.796
Davis Bacon Act	0	0	5	19	5	0.185	19	0.005
Not subject to Above 3 Acts	262	43,445	806	177,543	1,068	39.468	220,988	58.118
Kind of Contract Action								
Initial Letter Contract	0	0	0	0	0	0.000	0	0.000
Def. Cont. Superseding Letter Contract	0	0	1	250	1	0.037	250	0.066
New Definitive Contract	0	0	95	10,904	95	3.511	10,904	2.868
Order Under Agency's Contract	382	27,298	711	38,361	1,093	40.392	65,659	17.268
Modification	413	73,201	1,055	227,687	1,468	54.250	300,888	79.130
GSA Schedule	13	697	36	1,845	49	1.811	2,542	0.669
Order Under Other Agency's Contract	0	0	0	0	0	0.000	0	0.000
Termination for Default	0	0	0	0	0	0.000	0	0.000
Termination for Convenience	0	0	0	0	0	0.000	0	0.000
Labor Surplus Area (LSA)								
Total Set-Aside	0	0	0	0	0	0.000	0	0.000
Partial Set-Aside (DOD contracts)	0	0	0	0	0	0.000	0	0.000
Tie Bid Preference	0	0	0	0	0	0.000	0	0.000
Total LSA/Small Bus. Set-Aside	1	52	0	0	1	0.037	52	0.014
Comb. Sm. Bus. Partial LSA (DOD contracts)	0	0	0	0	0	0.000	0	0.000
Subtotal:	1	52	0	0	1	0.037	52	0.014
LSA No Preference Given	807	101,144	1,898	279,047	2,705	99.963	380,191	99.986
Product or Service								
Supplies & Equipment	4	276	18	877	22	0.813	1,153	0.303
Research & Development	96	15,409	382	51,479	478	17.664	66,888	17.591
Construction	0	0	5	19	5	0.185	19	0.005
Architect Engineering	34	7,081	6	796	40	1.478	7,877	2.072
Automatic Data Processing Services	285	26,046	141	17,119	426	15.743	43,165	11.352
ADP Equipment, Purchase & Lease	120	4,818	391	3,972	511	18.884	8,790	2.312
Real Property, Purchase & Lease	0	0	1	186	1	0.037	186	0.049
Other Services	269	47,566	954	204,599	1,223	45.196	252,165	66.317

FEDERAL PROCUREMENT DATA SYSTEM
ENVIRONMENTAL PROTECTION AGENCY SNAPSHOT REPORT
Actions Reported Individually on SF279
Fiscal Year 1988 Through Second Quarter

	PRE-CICA		POST-CICA		PRE-& POST-CICA			
	Actions	Dollars (000)	Actions	Dollars (000)	Actions	Percentage of Actions	Dollars (000)	Percentage of Dollars (000)
Methods of Contracting (Pre-CICA)								
2-step Formal Advertising	0	0	0	0	0	0.000	0	0.000
Other Formal Advertising	5	556	0	0	5	0.185	556	0.146
Negotiated Competitive	759	97,630	0	0	759	28.049	97,630	25.676
Negotiated Non-Competitive	19	2,251	0	0	19	0.702	2,251	0.592
Directed for Foreign Governments	0	0	0	0	0	0.000	0	0.000
Tariff or Regulated	0	0	0	0	0	0.000	0	0.000
8(a) Awards	25	759	0	0	25	0.924	759	0.200
Brand Name For Resale	0	0	0	0	0	0.000	0	0.000
Small Business Awards								
Small Business No Preference	100	6,863	878	81,731	978	36.142	88,594	23.299
Total Set-Asides	53	3,658	0	0	53	1.959	3,658	0.962
Partial Set-Asides	0	0	0	0	0	0.000	0	0.000
8(a) Awards	25	759	0	0	25	0.924	759	0.200
Subtotal:	178	11,280	878	81,731	1,056	39.024	93,011	24.461
Type of Contract								
Fixed Price	154	7,756	649	22,896	803	29.675	30,652	8.061
Cost Reimbursement	328	68,893	905	220,556	1,233	45.565	289,449	76.122
Time & Material	322	24,532	344	35,595	666	24.612	60,127	15.813
Labor Hour	4	15	0	0	4	0.148	15	0.004
Type of Contractor								
Business Concerns	768	96,508	1,760	262,675	2,528	93.422	359,183	94.461
Educational & Non-Profit	32	4,180	133	15,689	165	6.098	19,869	5.225
State/Local Government	8	508	3	318	11	0.407	826	0.217
Non-defined	0	0	2	365	2	0.074	365	0.096
Full and Open Competition (Post-CICA)								
Normal Full & Open Competition	0	0	1,591	254,659	1,591	58.795	254,659	66.973
Architect Engineering	0	0	0	0	0	0.000	0	0.000
Basic Research	0	0	0	0	0	0.000	0	0.000
Multiple Award	0	0	33	1,551	33	1.220	1,551	0.408
Alternate Source	0	0	0	0	0	0.000	0	0.000
Small Business Set-Aside	0	0	0	0	0	0.000	0	0.000
LSA Set-Aside	0	0	0	0	0	0.000	0	0.000
LSA/Small Business Set-Aside	0	0	0	0	0	0.000	0	0.000
Authority for Other Than Full and Open Competition (Post-CICA)								
Competitive								
Only One Source	0	0	0	0	0	0.000	0	0.000
Follow-on Contracts	0	0	0	0	0	0.000	0	0.000
Other	0	0	0	0	0	0.000	0	0.000
Unusual & Compelling Urgency	0	0	0	0	0	0.000	0	0.000
Mobilization/Essential R&D	0	0	0	0	0	0.000	0	0.000
International Agreement	0	0	0	0	0	0.000	0	0.000
National Security	0	0	0	0	0	0.000	0	0.000
Public Interest	0	0	0	0	0	0.000	0	0.000
Non-Competitive								
Only One Source	0	0	0	0	0	0.000	0	0.000
Follow-on Contracts	0	0	6	328	6	0.222	328	0.086
Other	0	0	268	22,509	268	9.904	22,509	5.920
Unusual & Compelling Urgency	0	0	0	0	0	0.000	0	0.000
Mobilization/Essential R&D	0	0	0	0	0	0.000	0	0.000
International Agreement	0	0	0	0	0	0.000	0	0.000
National Security	0	0	0	0	0	0.000	0	0.000
Public Interest	0	0	0	0	0	0.000	0	0.000
Not Available for Competition	25	759	0	0	25	0.924	759	0.200
Synopsis of Procurement Prior to Award								
Synopsized Prior to Award	413	73,201	1,148	238,611	1,561	57.687	311,812	82.003
Not Synopsized due to Emergency	0	0	0	0	0	0.000	0	0.000
Not Synopsized for Other Reasons	395	27,995	750	40,436	1,145	42.313	68,431	17.997
Women Owned Business	15	1,332	34	2,415	49	1.811	3,747	0.985
Full and Open with Only One Bidder/Offeror	0	0	2	70	2	0.074	70	0.018

EQUAL EMPLOYMENT OPPORTUNITY COMMISSION SNAPSHOT REPORT

Actions Reported in Summary on SF281

Fiscal Year 1988 Through Second Quarter

Part I - Total Prime Acquisition Actions

Acquisition Method	Number of Actions	Net Dollar Amount (000)				
		Total	Small Business Concerns	Large Business Concerns	Educational & Non-Profit Institutions	Outside U.S./ Outlying Areas
1. Total (2+7+8)	2,508	1,865				
2. Subtotal (3+4+5+6)	2,508	1,865	1,042	823	0	0
3. Formally Advertised (Including 2 Step)	0	0	0	0	0	0
4. Negotiated Competitive	379	685	459	226	0	0
5. Negotiated Non-Competitive	1,880	804	561	243	0	0
6. Procurement Under Another Agency's Contracts	249	376	22	354	0	0
6A. GSA Schedules	249	376	22	354	0	0
6B. Another Agency's Contracts	0	0	0	0	0	0
7. Directed Contracts For Foreign Governments	0	0				
8. Tariff Or Regulated Acquisitions	0	0				

Part II - Statistics on Selected Types of Acquisition

Type of Acquisition	Number of Actions	Net Dollar Amount (000)
9. Small Business Total Set-Asides	0	0
10. Small Business Partial Set-Asides	0	0
11. Total Labor Surplus Area Set-Asides	0	0
12. Total Labor Surplus Area/Small Business Set-Asides	0	0
13. Acquisitions From Minority and Disadvantaged Business Enterprises (13A + 13B)	0	0
13A. Directed to Large Or Small Minority Business Enterprises	0	0
13B. Small Business - Disadvantaged 8(A)	0	0
14. Women-Owned Business	0	0

EQUAL EMPLOYMENT OPPORTUNITY COMMISSION SNAPSHOT REPORT

Actions Reported Individually on SF279

Fiscal Year 1988 Through Second Quarter

	PRE-CICA		POST-CICA		PRE- & POST-CICA			
	Actions	Dollars (000)	Actions	Dollars (000)	Actions	Percents of Actions	Dollars (000)	Percentage of Dollars (000)
Total	11	672	221	22,459	232	100.000	23,131	100.000
Subject To Statutory Requirements								
Walsh Healy Act - Mfg	4	174	10	266	14	6.034	440	1.902
Walsh Healy Act - Dealer	0	0	2	254	2	0.862	254	1.098
Service Contract Act	5	484	16	724	21	9.052	1,208	5.222
Davis Bacon Act	0	0	0	0	0	0.000	0	0.000
Not subject to Above 3 Acts	2	14	193	21,215	195	84.052	21,229	91.777
Kind of Contract Action								
Initial Letter Contract	0	0	0	0	0	0.000	0	0.000
Def. Cont. Superseding Letter Contract	0	0	0	0	0	0.000	0	0.000
New Definitive Contract	0	0	194	21,358	194	83.621	21,358	92.335
Order Under Agency's Contract	0	0	0	0	0	0.000	0	0.000
Modification	2	11	17	806	19	8.190	817	3.532
GSA Schedule	9	661	10	295	19	8.190	956	4.133
Order Under Other Agency's Contract	0	0	0	0	0	0.000	0	0.000
Termination for Default	0	0	0	0	0	0.000	0	0.000
Termination for Convenience	0	0	0	0	0	0.000	0	0.000
Labor Surplus Area (LSA)								
Total Set-Aside	0	0	0	0	0	0.000	0	0.000
Partial Set-Aside (DOD contracts)	0	0	0	0	0	0.000	0	0.000
Tie Bid Preference	0	0	0	0	0	0.000	0	0.000
Total LSA/Small Bus. Set-Aside	0	0	0	0	0	0.000	0	0.000
Comb. Sm. Bus. Partial LSA (DOD contracts)	0	0	0	0	0	0.000	0	0.000
Subtotal:	0	0	0	0	0	0.000	0	0.000
LSA No Preference Given	11	672	221	22,459	232	100.000	23,131	100.000
Product or Service								
Supplies & Equipment	2	60	14	553	16	6.897	613	2.650
Research & Development	0	0	0	0	0	0.000	0	0.000
Construction	0	0	0	0	0	0.000	0	0.000
Architect Engineering	0	0	0	0	0	0.000	0	0.000
Automatic Data Processing Services	0	0	10	376	10	4.310	376	1.626
ADP Equipment, Purchase & Lease	1	17	1	24	2	0.862	41	0.177
Real Property, Purchase & Lease	0	0	0	0	0	0.000	0	0.000
Other Services	8	595	196	21,506	204	87.931	22,101	95.547

FEDERAL PROCUREMENT DATA SYSTEM
EQUAL EMPLOYMENT OPPORTUNITY COMMISSION SNAPSHOT REPORT
 Actions Reported Individually on SF279
 Fiscal Year 1988 Through Second Quarter

	PRE-CICA		POST-CICA		PRE- & POST-CICA			
	Actions	Dollars (000)	Actions	Dollars (000)	Actions	Percentage of Actions	Dollars (000)	Percentage of Dollars (000)
Methods of Contracting (Pre-CICA)								
2-step Formal Advertising	0	0	0	0	0	0.000	0	0.000
Other Formal Advertising	0	0	0	0	0	0.000	0	0.000
Negotiated Competitive	9	658	0	0	9	3.879	658	2.845
Negotiated Non-Competitive	1	-1	0	0	1	0.431	-1	-0.004
Directed for Foreign Governments	0	0	0	0	0	0.000	0	0.000
Tariff or Regulated	1	15	0	0	1	0.431	15	0.065
8(a) Awards	0	0	0	0	0	0.000	0	0.000
Brand Name For Resale	0	0	0	0	0	0.000	0	0.000
Small Business Awards								
Small Business No Preference	2	38	50	1,395	52	22.414	1,433	6.195
Total Set-Asides	0	0	0	0	0	0.000	0	0.000
Partial Set-Asides	0	0	0	0	0	0.000	0	0.000
8(a) Awards	0	0	3	164	3	1.293	164	0.709
Subtotal:	2	38	53	1,559	55	23.707	1,597	6.904
Type of Contract								
Fixed Price	10	673	220	22,361	230	99.138	23,034	99.581
Cost Reimbursement	0	0	1	98	1	0.431	98	0.424
Time & Material	0	0	0	0	0	0.000	0	0.000
Labor Hour	1	-1	0	0	1	0.431	-1	-0.004
Type of Contractor								
Business Concerns	11	672	91	3,054	102	43.966	3,726	16.108
Educational & Non-Profit	0	0	50	1,150	50	21.552	1,150	4.972
State/Local Government	0	0	80	18,255	80	34.483	18,255	78.920
Non-defined	0	0	0	0	0	0.000	0	0.000
Full and Open Competition (Post-CICA)								
Normal Full & Open Competition	0	0	16	677	16	6.897	677	2.927
Architect Engineering	0	0	0	0	0	0.000	0	0.000
Basic Research	0	0	0	0	0	0.000	0	0.000
Multiple Award	0	0	9	250	9	3.879	250	1.081
Alternate Source	0	0	0	0	0	0.000	0	0.000
Small Business Set-Aside	0	0	0	0	0	0.000	0	0.000
LSA Set-Aside	0	0	0	0	0	0.000	0	0.000
LSA/Small Business Set-Aside	0	0	0	0	0	0.000	0	0.000
Authority for Other Than Full and Open Competition (Post-CICA)								
Competitive								
Only One Source	0	0	0	0	0	0.000	0	0.000
Follow-on Contracts	0	0	0	0	0	0.000	0	0.000
Other	0	0	0	0	0	0.000	0	0.000
Unusual & Compelling Urgency	0	0	0	0	0	0.000	0	0.000
Mobilization/Essential R&D	0	0	0	0	0	0.000	0	0.000
International Agreement	0	0	0	0	0	0.000	0	0.000
National Security	0	0	0	0	0	0.000	0	0.000
Public Interest	0	0	0	0	0	0.000	0	0.000
Non-Competitive								
Only One Source	0	0	2	239	2	0.862	239	1.033
Follow-on Contracts	0	0	0	0	0	0.000	0	0.000
Other	0	0	0	0	0	0.000	0	0.000
Unusual & Compelling Urgency	0	0	10	739	10	4.310	739	3.195
Mobilization/Essential R&D	0	0	0	0	0	0.000	0	0.000
International Agreement	0	0	0	0	0	0.000	0	0.000
National Security	0	0	0	0	0	0.000	0	0.000
Public Interest	0	0	0	0	0	0.000	0	0.000
Not Available for Competition	1	15	132	19,551	133	57.328	19,566	84.588
Synopsis of Procurement Prior to Award								
Synopsized Prior to Award	0	0	6	656	6	2.586	656	2.836
Not Synopsized due to Emergency	0	0	53	1,577	53	22.845	1,577	6.818
Not Synopsized for Other Reasons	11	672	162	20,226	173	74.569	20,898	90.346
Women Owned Business	0	0	0	0	0	0.000	0	0.000
Full and Open with Only One Bidder/Offoror	0	0	3	85	3	1.293	85	0.367

FEDERAL PROCUREMENT DATA SYSTEM
FEDERAL COMMUNICATIONS COMMISSION SNAPSHOT REPORT

Actions Reported in Summary on SF281
 Fiscal Year 1988 Through Second Quarter

Part I - Total Prime Acquisition Actions

Acquisition Method	Number of Actions	Net Dollar Amount (000)				
		Total	Small Business Concerns	Large Business Concerns	Educational & Non-Profit Institutions	Outside U.S./Outlying Areas
1. Total (2+7+8)	232	495				
2. Subtotal (3+4+5+6)	232	495	176	318	1	0
3. Formally Advertised (Including 2 Step)	0	0	0	0	0	0
4. Negotiated Competitive	24	105	54	51	0	0
5. Negotiated Non-Competitive	171	167	106	60	1	0
6. Procurement Under Another Agency's Contracts	37	223	16	207	0	0
6A. GSA Schedules	37	223	16	207	0	0
6B. Another Agency's Contracts	0	0	0	0	0	0
7. Directed Contracts For Foreign Governments	0	0				
8. Tariff Or Regulated Acquisitions	0	0				

Part II - Statistics on Selected Types of Acquisition

Type of Acquisition	Number of Actions	Net Dollar Amount (000)
9. Small Business Total Set-Asides	0	0
10. Small Business Partial Set-Asides	0	0
11. Total Labor Surplus Area Set-Asides	0	0
12. Total Labor Surplus Area/Small Business Set-Asides	0	0
13. Acquisitions From Minority and Disadvantaged Business Enterprises (13A + 13B)	0	0
13A. Directed to Large Or Small Minority Business Enterprises	0	0
13B. Small Business - Disadvantaged 8(A)	0	0
14. Women-Owned Business	0	0

*** FAILED TO REPORT THIS QUARTER ***

FEDERAL COMMUNICATIONS COMMISSION SNAPSHOT REPORT

Actions Reported Individually on SF279
 Fiscal Year 1988 Through Second Quarter

	PRE-CICA		POST-CICA		PRE- & POST-CICA			
	Actions	Dollars (000)	Actions	Dollars (000)	Actions	Percents of Actions	Dollars (000)	Percentage of Dollars (000)
Total	0	0	12	2,140	12	100.000	2,140	100.000
Subject To Statutory Requirements								
Walsh Healy Act - Mfg	0	0	0	0	0	0.000	0	0.000
Walsh Healy Act - Dealer	0	0	0	0	0	0.000	0	0.000
Service Contract Act	0	1	1	1,269	1	8.333	1,269	59.299
Davis Bacon Act	0	0	0	0	0	0.000	0	0.000
Not subject to Above 3 Acts	0	0	11	871	11	91.667	871	40.701
Kind of Contract Action								
Initial Letter Contract	0	0	0	0	0	0.000	0	0.000
Def. Cont. Superseding Letter Contract	0	0	0	0	0	0.000	0	0.000
New Definitive Contract	0	0	0	0	0	0.000	0	0.000
Order Under Agency's Contract	0	0	2	1,487	2	16.667	1,487	69.486
Modification	0	0	0	0	0	0.000	0	0.000
GSA Schedule	0	0	10	853	10	83.333	853	30.514
Order Under Other Agency's Contract	0	0	0	0	0	0.000	0	0.000
Termination for Default	0	0	0	0	0	0.000	0	0.000
Termination for Convenience	0	0	0	0	0	0.000	0	0.000
Labor Surplus Area (LSA)								
Total Set-Aside	0	0	0	0	0	0.000	0	0.000
Partial Set-Aside (DOD contracts)	0	0	0	0	0	0.000	0	0.000
Tie Bid Preference	0	0	0	0	0	0.000	0	0.000
Total LSA/Small Bus. Set-Aside	0	0	0	0	0	0.000	0	0.000
Comb. Sm. Bus. Partial LSA (DOD contracts)	0	0	0	0	0	0.000	0	0.000
Subtotal:	0	0	0	0	0	0.000	0	0.000
LSA No Preference Given	0	0	12	2,140	12	100.000	2,140	100.000
Product or Service								
Supplies & Equipment	0	0	0	0	0	0.000	0	0.000
Research & Development	0	0	0	0	0	0.000	0	0.000
Construction	0	0	0	0	0	0.000	0	0.000
Architect Engineering	0	0	0	0	0	0.000	0	0.000
Automatic Data Processing Services	0	0	0	0	0	0.000	0	0.000
ADP Equipment, Purchase & Lease	0	0	4	540	4	33.333	540	25.234
Real Property, Purchase & Lease	0	0	0	0	0	0.000	0	0.000
Other Services	0	0	8	1,600	8	66.667	1,600	74.766

*** FAILED TO REPORT THIS QUARTER ***

FEDERAL PROCUREMENT DATA SYSTEM
FEDERAL COMMUNICATIONS COMMISSION SNAPSHOT REPORT
Actions Reported Individually on SF279
Fiscal Year 1988 Through Second Quarter

	PRE-CICA		POST-CICA		PRE- & POST-CICA			
	Actions	Dollars (000)	Actions	Dollars (000)	Actions	Percentage of Actions	Dollars (000)	Percentage of Dollars (000)
Methods of Contracting (Pre-CICA)								
2-step Formal Advertising	0	0	0	0	0	0.000	0	0.000
Other Formal Advertising	0	0	0	0	0	0.000	0	0.000
Negotiated Competitive	0	0	0	0	0	0.000	0	0.000
Negotiated Non-Competitive	0	0	0	0	0	0.000	0	0.000
Directed for Foreign Governments	0	0	0	0	0	0.000	0	0.000
Tariff or Regulated	0	0	0	0	0	0.000	0	0.000
8(a) Awards	0	0	0	0	0	0.000	0	0.000
Brand Name For Resale	0	0	0	0	0	0.000	0	0.000
Small Business Awards								
Small Business No Preference	0	0	2	93	2	16.667	93	4.346
Total Set-Asides	0	0	0	0	0	0.000	0	0.000
Partial Set-Asides	0	0	0	0	0	0.000	0	0.000
8(a) Awards	0	0	0	0	0	0.000	0	0.000
Subtotal:	0	0	2	93	2	16.667	93	4.346
Type of Contract								
Fixed Price	0	0	12	2,140	12	100.000	2,140	100.000
Cost Reimbursement	0	0	0	0	0	0.000	0	0.000
Time & Material	0	0	0	0	0	0.000	0	0.000
Labor Hour	0	0	0	0	0	0.000	0	0.000
Type of Contractor								
Business Concerns	0	0	12	2,140	12	100.000	2,140	100.000
Educational & Non-Profit	0	0	0	0	0	0.000	0	0.000
State/Local Government	0	0	0	0	0	0.000	0	0.000
Non-defined	0	0	0	0	0	0.000	0	0.000
Full and Open Competition (Post-CICA)								
Normal Full & Open Competition	0	0	2	1,487	2	16.667	1,487	69.486
Architect Engineering	0	0	0	0	0	0.000	0	0.000
Basic Research	0	0	0	0	0	0.000	0	0.000
Multiple Award	0	0	10	653	10	83.333	653	30.514
Alternate Source	0	0	0	0	0	0.000	0	0.000
Small Business Set-Aside	0	0	0	0	0	0.000	0	0.000
LSA Set-Aside	0	0	0	0	0	0.000	0	0.000
LSA/Small Business Set-Aside	0	0	0	0	0	0.000	0	0.000
Authority for Other Than Full and Open Competition (Post-CICA)								
Competitive								
Only One Source	0	0	0	0	0	0.000	0	0.000
Follow-on Contracts	0	0	0	0	0	0.000	0	0.000
Other	0	0	0	0	0	0.000	0	0.000
Unusual & Compelling Urgency	0	0	0	0	0	0.000	0	0.000
Mobilization/Essential R&D	0	0	0	0	0	0.000	0	0.000
International Agreement	0	0	0	0	0	0.000	0	0.000
National Security	0	0	0	0	0	0.000	0	0.000
Public Interest	0	0	0	0	0	0.000	0	0.000
Non-Competitive								
Only One Source	0	0	0	0	0	0.000	0	0.000
Follow-on Contracts	0	0	0	0	0	0.000	0	0.000
Other	0	0	0	0	0	0.000	0	0.000
Unusual & Compelling Urgency	0	0	0	0	0	0.000	0	0.000
Mobilization/Essential R&D	0	0	0	0	0	0.000	0	0.000
International Agreement	0	0	0	0	0	0.000	0	0.000
National Security	0	0	0	0	0	0.000	0	0.000
Public Interest	0	0	0	0	0	0.000	0	0.000
Not Available for Competition	0	0	0	0	0	0.000	0	0.000
Synopsis of Procurement Prior to Award								
Synopsized Prior to Award	0	0	10	1,924	10	83.333	1,924	89.907
Not Synopsized due to Emergency	0	0	0	0	0	0.000	0	0.000
Not Synopsized for Other Reasons	0	0	2	216	2	16.667	216	10.093
Women Owned Business	0	0	0	0	0	0.000	0	0.000
Full and Open with Only One Bidder/Offeror	0	0	1	218	1	8.333	218	10.187

*** FAILED TO REPORT THIS QUARTER ***

FEDERAL PROCUREMENT DATA SYSTEM
FEDERAL ELECTION COMMISSION SNAPSHOT REPORT

Actions Reported in Summary on SF281

Fiscal Year 1988 Through Second Quarter
 Part I - Total Prime Acquisition Actions

Acquisition Method	Number of Actions	Net Dollar Amount (000)				
		Total	Small Business Concerns	Large Business Concerns	Educational & Non-Profit Institutions	Outside U.S./ Outlying Areas
1. Total (2+7+8)	856	556	41	457	14	0
2. Subtotal (3+4+5+6)	810	512	0	13	0	0
3. Formally Advertised (Including 2 Step)	2	13	0	0	0	0
4. Negotiated Competitive	0	0	0	0	0	0
5. Negotiated Non-Competitive	728	410	41	355	14	0
6. Procurement Under Another Agency's Contracts	80	89	0	89	0	0
6A. GSA Schedules	80	89	0	89	0	0
6B. Another Agency's Contracts	0	0	0	0	0	0
7. Directed Contracts For Foreign Governments	0	0	0	0	0	0
8. Tariff Or Regulated Acquisitions	46	44	0	0	0	0

Part II - Statistics on Selected Types of Acquisition

Type of Acquisition	Number of Actions	Net Dollar Amount (000)
9. Small Business Total Set-Asides	0	0
10. Small Business Partial Set-Asides	0	0
11. Total Labor Surplus Area Set-Asides	0	0
12. Total Labor Surplus Area/Small Business Set-Asides	0	0
13. Acquisitions From Minority and Disadvantaged Business Enterprises (13A + 13B)	0	0
13A. Directed to Large Or Small Minority Business Enterprises	0	0
13B. Small Business - Disadvantaged 8(A)	0	0
14. Women-Owned Business	0	0

FEDERAL ELECTION COMMISSION SNAPSHOT REPORT

Actions Reported Individually on SF279

Fiscal Year 1988 Through Second Quarter

	PRE-CICA		POST-CICA		PRE- & POST-CICA			
	Actions	Dollars (000)	Actions	Dollars (000)	Actions	Percents of Actions	Dollars (000)	Percentage of Dollars
Total	0	0	6	258	6	100.000	258	100.000
Subject To Statutory Requirements								
Walsh Healy Act - Mig	0	0	0	0	0	0.000	0	0.000
Walsh Healy Act - Dealer	0	0	0	0	0	0.000	0	0.000
Service Contract Act	0	0	0	0	0	0.000	0	0.000
Davis Bacon Act	0	0	0	0	0	0.000	0	0.000
Not subject to Above 3 Acts	0	0	6	258	6	100.000	258	100.000
Kind of Contract Action								
Initial Letter Contract	0	0	0	0	0	0.000	0	0.000
Def. Cont. Superseding Letter Contract	0	0	0	0	0	0.000	0	0.000
New Definitive Contract	0	0	6	258	6	100.000	258	100.000
Order Under Agency's Contract	0	0	0	0	0	0.000	0	0.000
Modification	0	0	0	0	0	0.000	0	0.000
GSA Schedule	0	0	0	0	0	0.000	0	0.000
Order Under Other Agency's Contract	0	0	0	0	0	0.000	0	0.000
Termination for Default	0	0	0	0	0	0.000	0	0.000
Termination for Convenience	0	0	0	0	0	0.000	0	0.000
Labor Surplus Area (LSA)								
Total Set-Aside	0	0	0	0	0	0.000	0	0.000
Partial Set-Aside (DOD contracts)	0	0	0	0	0	0.000	0	0.000
Tie Bid Preference	0	0	0	0	0	0.000	0	0.000
Total LSA/Small Bus. Set-Aside	0	0	0	0	0	0.000	0	0.000
Comb. Sm. Bus. Partial LSA (DOD contracts) ..	0	0	0	0	0	0.000	0	0.000
Subtotal:	0	0	0	0	0	0.000	0	0.000
LSA No Preference Given	0	0	6	258	6	100.000	258	100.000
Product or Service								
Supplies & Equipment	0	0	0	0	0	0.000	0	0.000
Research & Development	0	0	0	0	0	0.000	0	0.000
Construction	0	0	0	0	0	0.000	0	0.000
Architect Engineering	0	0	0	0	0	0.000	0	0.000
Automatic Data Processing Services	0	0	6	258	6	100.000	258	100.000
ADP Equipment, Purchase & Lease	0	0	0	0	0	0.000	0	0.000
Real Property, Purchase & Lease	0	0	0	0	0	0.000	0	0.000
Other Services	0	0	0	0	0	0.000	0	0.000

FEDERAL PROCUREMENT DATA SYSTEM
FEDERAL ELECTION COMMISSION SNAPSHOT REPORT
 Actions Reported Individually on SF279
 Fiscal Year 1988 Through Second Quarter

	PRE-CICA		POST-CICA		PRE- & POST-CICA			
	Actions	Dollars (000)	Actions	Dollars (000)	Actions	Percentage of Actions	Dollars (000)	Percentage of Dollars (000)
Methods of Contracting (Pre-CICA)								
2-step Formal Advertising	0	0	0	0	0	0.000	0	0.000
Other Formal Advertising	0	0	0	0	0	0.000	0	0.000
Negotiated Competitive	0	0	0	0	0	0.000	0	0.000
Negotiated Non-Competitive	0	0	0	0	0	0.000	0	0.000
Directed for Foreign Governments	0	0	0	0	0	0.000	0	0.000
Tariff or Regulated	0	0	0	0	0	0.000	0	0.000
8(a) Awards	0	0	0	0	0	0.000	0	0.000
Brand Name For Resale	0	0	0	0	0	0.000	0	0.000
Small Business Awards								
Small Business No Preference	0	0	0	0	0	0.000	0	0.000
Total Set-Asides	0	0	0	0	0	0.000	0	0.000
Partial Set-Asides	0	0	0	0	0	0.000	0	0.000
8(a) Awards	0	0	0	0	0	0.000	0	0.000
Subtotal:	0	0	0	0	0	0.000	0	0.000
Type of Contract								
Fixed Price	0	0	6	258	6	100.000	258	100.000
Cost Reimbursement	0	0	0	0	0	0.000	0	0.000
Time & Material	0	0	0	0	0	0.000	0	0.000
Labor Hour	0	0	0	0	0	0.000	0	0.000
Type of Contractor								
Business Concerns	0	0	6	258	6	100.000	258	100.000
Educational & Non-Profit	0	0	0	0	0	0.000	0	0.000
State/Local Government	0	0	0	0	0	0.000	0	0.000
Non-defined	0	0	0	0	0	0.000	0	0.000
Full and Open Competition (Post-CICA)								
Normal Full & Open Competition	0	0	6	258	6	100.000	258	100.000
Architect Engineering	0	0	0	0	0	0.000	0	0.000
Basic Research	0	0	0	0	0	0.000	0	0.000
Multiple Award	0	0	0	0	0	0.000	0	0.000
Alternate Source	0	0	0	0	0	0.000	0	0.000
Small Business Set-Aside	0	0	0	0	0	0.000	0	0.000
LSA Set-Aside	0	0	0	0	0	0.000	0	0.000
LSA/Small Business Set-Aside	0	0	0	0	0	0.000	0	0.000
Authority for Other Than Full and Open Competition (Post-CICA)								
Competitive								
Only One Source	0	0	0	0	0	0.000	0	0.000
Follow-on Contracts	0	0	0	0	0	0.000	0	0.000
Other	0	0	0	0	0	0.000	0	0.000
Unusual & Compelling Urgency	0	0	0	0	0	0.000	0	0.000
Mobilization/Essential R&D	0	0	0	0	0	0.000	0	0.000
International Agreement	0	0	0	0	0	0.000	0	0.000
National Security	0	0	0	0	0	0.000	0	0.000
Public Interest	0	0	0	0	0	0.000	0	0.000
Non-Competitive								
Only One Source	0	0	0	0	0	0.000	0	0.000
Follow-on Contracts	0	0	0	0	0	0.000	0	0.000
Other	0	0	0	0	0	0.000	0	0.000
Unusual & Compelling Urgency	0	0	0	0	0	0.000	0	0.000
Mobilization/Essential R&D	0	0	0	0	0	0.000	0	0.000
International Agreement	0	0	0	0	0	0.000	0	0.000
National Security	0	0	0	0	0	0.000	0	0.000
Public Interest	0	0	0	0	0	0.000	0	0.000
Not Available for Competition	0	0	0	0	0	0.000	0	0.000
Synopsis of Procurement Prior to Award								
Synopsized Prior to Award	0	0	6	258	6	100.000	258	100.000
Not Synopsized due to Emergency	0	0	0	0	0	0.000	0	0.000
Not Synopsized for Other Reasons	0	0	0	0	0	0.000	0	0.000
Women Owned Business	0	0	0	0	0	0.000	0	0.000
Full and Open with Only One Bidder/Officer	0	0	0	0	0	0.000	0	0.000

FEDERAL PROCUREMENT DATA SYSTEM

FEDERAL EMERGENCY MANAGEMENT AGENCY SNAPSHOT REPORT

Actions Reported in Summary on SF281

Fiscal Year 1988 Through Second Quarter

Part I - Total Prime Acquisition Actions

Acquisition Method	Number of Actions	Net Dollar Amount (000)				
		Total	Small Business Concerns	Large Business Concerns	Educational & Non-Profit Institutions	Outside U.S./ Outlying Areas
1. Total (2+7+8)	3,348	6,609				
2. Subtotal (3+4+5+6)	3,258	6,265	4,519	1,503	243	0
3. Formally Advertised (Including 2 Step)	0	0	0	0	0	0
4. Negotiated Competitive	1,422	2,757	2,225	517	15	0
5. Negotiated Non-Competitive	1,419	2,417	1,435	777	205	0
6. Procurement Under Another Agency's Contracts	417	1,091	859	209	23	0
6A. GSA Schedules	417	1,091	859	209	23	0
6B. Another Agency's Contracts	0	0	0	0	0	0
7. Directed Contracts For Foreign Governments	45	206				
8. Tariff Or Regulated Acquisitions	45	138				

Part II - Statistics on Selected Types of Acquisition

Type of Acquisition	Number of Actions	Net Dollar Amount (000)
9. Small Business Total Set-Asides	1,479	2,709
10. Small Business Partial Set-Asides	0	0
11. Total Labor Surplus Area Set-Asides	0	0
12. Total Labor Surplus Area/Small Business Set-Asides	0	0
13. Acquisitions From Minority and Disadvantaged Business Enterprises (13A + 13B)	40	238
13A. Directed to Large Or Small Minority Business Enterprises	39	236
13B. Small Business - Disadvantaged 8(A)	1	2
14. Women-Owned Business	32	88

FEDERAL EMERGENCY MANAGEMENT AGENCY SNAPSHOT REPORT

Actions Reported Individually on SF279

Fiscal Year 1988 Through Second Quarter

	PRE-CICA		POST-CICA		PRE- & POST-CICA			
	Actions	Dollars (000)	Actions	Dollars (000)	Actions	Percents of Actions	Dollars (000)	Percentage of Dollars (000)
Total	93	62,361	113	43,032	206	100.000	105,393	100.000
Subject To Statutory Requirements								
Walsh Healy Act - Mfg	6	489	8	922	14	6.796	1,411	1.339
Walsh Healy Act - Dealer	0	0	5	157	5	2.427	157	0.149
Service Contract Act	29	4,689	36	4,494	65	31.553	9,183	8.713
Davis Bacon Act	0	0	10	157	10	4.854	157	0.149
Not subject to Above 3 Acts	58	57,183	54	37,302	112	54.369	94,485	89.650
Kind of Contract Action								
Initial Letter Contract	0	0	0	0	0	0.000	0	0.000
Def. Cont. Superseding Letter Contract	0	0	0	0	0	0.000	0	0.000
New Definitive Contract	0	0	23	5,817	23	11.165	5,817	5.519
Order Under Agency's Contract	46	3,354	3	5,648	49	23.786	9,002	8.541
Modification	40	58,383	80	30,966	120	58.252	89,349	84.777
GSA Schedule	3	297	7	601	10	4.854	898	0.852
Order Under Other Agency's Contract	4	327	0	0	4	1.942	327	0.310
Termination for Default	0	0	0	0	0	0.000	0	0.000
Termination for Convenience	0	0	0	0	0	0.000	0	0.000
Labor Surplus Area (LSA)								
Total Set-Aside	0	0	0	0	0	0.000	0	0.000
Partial Set-Aside (DOD contracts)	0	0	0	0	0	0.000	0	0.000
Tie Bid Preference	0	0	0	0	0	0.000	0	0.000
Total LSA/Small Bus. Set-Aside	0	0	0	0	0	0.000	0	0.000
Comb. Sm. Bus. Partial LSA (DOD contracts)	0	0	0	0	0	0.000	0	0.000
Subtotal:	0	0	0	0	0	0.000	0	0.000
LSA No Preference Given	93	62,361	113	43,032	206	100.000	105,393	100.000
Product or Service								
Supplies & Equipment	12	18,519	11	1,106	23	11.165	19,625	18.621
Research & Development	0	0	1	27	1	0.485	27	0.026
Construction	0	0	10	157	10	4.854	157	0.149
Architect Engineering	29	261	11	20,178	40	19.417	20,439	19.393
Automatic Data Processing Services	0	0	5	417	5	2.427	417	0.396
ADP Equipment, Purchase & Lease	0	0	2	1,411	2	0.971	1,411	1.339
Real Property, Purchase & Lease	0	0	0	0	0	0.000	0	0.000
Other Services	52	43,581	73	19,736	125	60.680	63,317	60.077

FEDERAL PROCUREMENT DATA SYSTEM
FEDERAL EMERGENCY MANAGEMENT AGENCY SNAPSHOT REPORT
 Actions Reported Individually on SF279
 Fiscal Year 1988 Through Second Quarter

	PRE-CICA		POST-CICA		PRE- & POST-CICA			
	Actions	Dollars (000)	Actions	Dollars (000)	Actions	Percentage of Actions	Dollars (000)	Percentage of Dollars (000)
Methods of Contracting (Pre-CICA)								
2-step Formal Advertising	0	0	0	0	0	0.000	0	0.000
Other Formal Advertising	5	386	0	0	5	2.427	386	0.366
Negotiated Competitive	68	50,309	0	0	68	33.010	50,309	47.735
Negotiated Non-Competitive	4	9,680	0	0	4	1.942	9,680	9.185
Directed for Foreign Governments	0	0	0	0	0	0.000	0	0.000
Tariff or Regulated	14	1,586	0	0	14	6.796	1,586	1.505
8(a) Awards	2	400	0	0	2	0.971	400	0.380
Brand Name For Resale	0	0	0	0	0	0.000	0	0.000
Small Business Awards								
Small Business No Preference	29	5,504	34	7,323	63	30.583	12,827	12.171
Total Set-Asides	2	490	27	728	29	14.078	1,218	1.156
Partial Set-Asides	0	0	0	0	0	0.000	0	0.000
8(a) Awards	2	400	11	1,255	13	6.311	1,655	1.570
Subtotal:	33	6,394	72	9,306	105	50.971	15,700	14.897
Type of Contract								
Fixed Price	38	5,310	74	11,563	112	54.369	16,873	16.010
Cost Reimbursement	28	54,749	35	31,223	63	30.583	85,972	81.573
Time & Material	1	23	4	246	5	2.427	269	0.255
Labor Hour	26	2,279	0	0	26	12.621	2,279	2.162
Type of Contractor								
Business Concerns	93	62,361	109	42,478	202	98.058	104,839	99.474
Educational & Non-Profit	0	0	4	554	4	1.942	554	0.526
State/Local Government	0	0	0	0	0	0.000	0	0.000
Non-defined	0	0	0	0	0	0.000	0	0.000
Full and Open Competition (Post-CICA)								
Normal Full & Open Competition	0	0	28	8,749	28	13.592	8,749	8.301
Architect Engineering	0	0	11	20,178	11	5.340	20,178	19.145
Basic Research	0	0	0	0	0	0.000	0	0.000
Multiple Award	0	0	8	771	8	3.883	771	0.732
Alternate Source	0	0	0	0	0	0.000	0	0.000
Small Business Set-Aside	0	0	27	728	27	13.107	728	0.691
LSA Set-Aside	0	0	0	0	0	0.000	0	0.000
LSA/Small Business Set-Aside	0	0	0	0	0	0.000	0	0.000
Authority for Other Than Full and Open Competition (Post-CICA)								
Competitive								
Only One Source	0	0	2	87	2	0.971	87	0.083
Follow-on Contracts	0	0	0	0	0	0.000	0	0.000
Other	0	0	0	0	0	0.000	0	0.000
Unusual & Compelling Urgency	0	0	0	0	0	0.000	0	0.000
Mobilization/Essential R&D	0	0	0	0	0	0.000	0	0.000
International Agreement	0	0	0	0	0	0.000	0	0.000
National Security	0	0	0	0	0	0.000	0	0.000
Public Interest	0	0	0	0	0	0.000	0	0.000
Non-Competitive								
Only One Source	0	0	16	2,361	16	7.767	2,361	2.240
Follow-on Contracts	0	0	0	0	0	0.000	0	0.000
Other	0	0	5	7,051	5	2.427	7,051	6.690
Unusual & Compelling Urgency	0	0	1	8	1	0.485	8	0.008
Mobilization/Essential R&D	0	0	0	0	0	0.000	0	0.000
International Agreement	0	0	0	0	0	0.000	0	0.000
National Security	0	0	1	325	1	0.485	325	0.308
Public Interest	0	0	0	0	0	0.000	0	0.000
Not Available for Competition	16	1,986	14	2,774	30	14.563	4,760	4.516
Synopsis of Procurement Prior to Award								
Synopsized Prior to Award	67	59,097	74	30,735	141	68.447	89,832	85.235
Not Synopsized due to Emergency	2	320	1	8	3	1.456	328	0.311
Not Synopsized for Other Reasons	24	2,944	38	12,289	62	30.097	15,233	14.454
Women Owned Business	1	870	6	416	7	3.398	1,286	1.220
Full and Open with Only One Bidder/Offeree	0	0	19	22,601	19	9.223	22,601	21.444

FEDERAL PROCUREMENT DATA SYSTEM
FEDERAL LABOR RELATIONS AUTHORITY SNAPSHOT REPORT

Actions Reported in Summary on SF281

Fiscal Year 1988 Through Second Quarter

Part I - Total Prime Acquisition Actions

Acquisition Method	Number of Actions	Net Dollar Amount (000)				
		Total	Small Business Concerns	Large Business Concerns	Educational & Non-Profit Institutions	Outside U.S./Outlying Areas
1. Total (2+7+8)	346	360				
2. Subtotal (3+4+5+6)	346	360	146	214	0	0
3. Formally Advertised (Including 2 Step)	2	9	9	0	0	0
4. Negotiated Competitive	34	52	51	1	0	0
5. Negotiated Non-Competitive	133	90	34	56	0	0
6. Procurement Under Another Agency's Contracts	177	209	52	157	0	0
6A. GSA Schedules	177	209	52	157	0	0
6B. Another Agency's Contracts	0	0	0	0	0	0
7. Directed Contracts For Foreign Governments	0	0				
8. Tariff Or Regulated Acquisitions	0	0				

Part II - Statistics on Selected Types of Acquisition

Type of Acquisition	Number of Actions	Net Dollar Amount (000)
9. Small Business Total Set-Asides	163	141
10. Small Business Partial Set-Asides	0	0
11. Total Labor Surplus Area Set-Asides	0	0
12. Total Labor Surplus Area/Small Business Set-Asides	4	7
13. Acquisitions From Minority and Disadvantaged Business Enterprises (13A + 13B)	0	0
13A. Directed to Large Or Small Minority Business Enterprises	0	0
13B. Small Business - Disadvantaged 8(A)	0	0
14. Woman-Owned Business	7	10

FEDERAL LABOR RELATIONS AUTHORITY SNAPSHOT REPORT

Actions Reported Individually on SF279

Fiscal Year 1988 Through Second Quarter

	PRE-CICA		POST-CICA		PRE- & POST-CICA			
	Actions	Dollars (000)	Actions	Dollars (000)	Actions	Percents of Actions	Dollars (000)	Percentage of Dollars (000)
Total	1	72	6	174	7	100.000	246	100.000
Subject To Statutory Requirements								
Walsh Healy Act - Mfg	1	72	3	118	4	57.143	190	77.236
Walsh Healy Act - Dealer	0	0	0	0	0	0.000	0	0.000
Service Contract Act	0	0	2	27	2	28.571	27	10.976
Davis Bacon Act	0	0	0	0	0	0.000	0	0.000
Not subject to Above 3 Acts	0	0	1	29	1	14.286	29	11.789
Kind of Contract Action								
Initial Letter Contract	0	0	0	0	0	0.000	0	0.000
Def. Cont. Superseding Letter Contract	0	0	0	0	0	0.000	0	0.000
New Definitive Contract	0	0	0	0	0	0.000	0	0.000
Order Under Agency's Contract	0	0	0	0	0	0.000	0	0.000
Modification	0	0	2	27	2	28.571	27	10.976
GSA Schedule	1	72	3	118	4	57.143	190	77.236
Order Under Other Agency's Contract	0	0	1	29	1	14.286	29	11.789
Termination for Default	0	0	0	0	0	0.000	0	0.000
Termination for Convenience	0	0	0	0	0	0.000	0	0.000
Labor Surplus Area (LSA)								
Total Set-Aside	0	0	0	0	0	0.000	0	0.000
Partial Set-Aside (DOD contracts)	0	0	0	0	0	0.000	0	0.000
Tie Bid Preference	0	0	0	0	0	0.000	0	0.000
Total LSA/Small Bus. Set-Aside	0	0	0	0	0	0.000	0	0.000
Comb. Sm. Bus. Partial LSA (DOD contracts)	0	0	0	0	0	0.000	0	0.000
Subtotal:	0	0	0	0	0	0.000	0	0.000
LSA No Preference Given	1	72	6	174	7	100.000	246	100.000
Product or Service								
Supplies & Equipment	0	0	1	29	1	14.286	29	11.789
Research & Development	0	0	0	0	0	0.000	0	0.000
Construction	0	0	0	0	0	0.000	0	0.000
Architect Engineering	0	0	0	0	0	0.000	0	0.000
Automatic Data Processing Services	0	0	0	0	0	0.000	0	0.000
ADP Equipment, Purchase & Lease	1	72	2	87	3	42.857	159	64.634
Real Property, Purchase & Lease	0	0	0	0	0	0.000	0	0.000
Other Services	0	0	3	58	3	42.857	58	23.577

FEDERAL PROCUREMENT DATA SYSTEM
FEDERAL LABOR RELATIONS AUTHORITY SNAPSHOT REPORT
 Actions Reported Individually on SF279
 Fiscal Year 1988 Through Second Quarter

	PRE-CICA		POST-CICA		PRE- & POST-CICA			
	Actions	Dollars (000)	Actions	Dollars (000)	Actions	Percentage of Actions	Dollars (000)	Percentage of Dollars (000)
Methods of Contracting (Pre-CICA)								
2-step Formal Advertising	0	0	0	0	0	0.000	0	0.000
Other Formal Advertising	0	0	0	0	0	0.000	0	0.000
Negotiated Competitive	1	72	0	0	1	14.286	72	29.268
Negotiated Non-Competitive	0	0	0	0	0	0.000	0	0.000
Directed for Foreign Governments	0	0	0	0	0	0.000	0	0.000
Tariff or Regulated	0	0	0	0	0	0.000	0	0.000
8(a) Awards	0	0	0	0	0	0.000	0	0.000
Brand Name For Resale	0	0	0	0	0	0.000	0	0.000
Small Business Awards								
Small Business No Preference	0	0	0	0	0	0.000	0	0.000
Total Set-Asides	0	0	2	27	2	28.571	27	10.976
Partial Set-Asides	0	0	0	0	0	0.000	0	0.000
8(a) Awards	0	0	0	0	0	0.000	0	0.000
Subtotal:	0	0	2	27	2	28.571	27	10.976
Type of Contract								
Fixed Price	1	72	6	174	7	100.000	246	100.000
Cost Reimbursement	0	0	0	0	0	0.000	0	0.000
Time & Material	0	0	0	0	0	0.000	0	0.000
Labor Hour	0	0	0	0	0	0.000	0	0.000
Type of Contractor								
Business Concerns	1	72	6	174	7	100.000	246	100.000
Educational & Non-Profit	0	0	0	0	0	0.000	0	0.000
State/Local Government	0	0	0	0	0	0.000	0	0.000
Non-defined	0	0	0	0	0	0.000	0	0.000
Full and Open Competition (Post-CICA)								
Normal Full & Open Competition	0	0	1	29	1	14.286	29	11.789
Architect Engineering	0	0	0	0	0	0.000	0	0.000
Basic Research	0	0	0	0	0	0.000	0	0.000
Multiple Award	0	0	3	118	3	42.857	118	47.967
Alternate Source	0	0	0	0	0	0.000	0	0.000
Small Business Set-Aside	0	0	2	27	2	28.571	27	10.976
LSA Set-Aside	0	0	0	0	0	0.000	0	0.000
LSA/Small Business Set-Aside	0	0	0	0	0	0.000	0	0.000
Authority for Other Than Full and Open Competition (Post-CICA)								
Competitive								
Only One Source	0	0	0	0	0	0.000	0	0.000
Follow-on Contracts	0	0	0	0	0	0.000	0	0.000
Other	0	0	0	0	0	0.000	0	0.000
Unusual & Compelling Urgency	0	0	0	0	0	0.000	0	0.000
Mobilization/Essential R&D	0	0	0	0	0	0.000	0	0.000
International Agreement	0	0	0	0	0	0.000	0	0.000
National Security	0	0	0	0	0	0.000	0	0.000
Public Interest	0	0	0	0	0	0.000	0	0.000
Non-Competitive								
Only One Source	0	0	0	0	0	0.000	0	0.000
Follow-on Contracts	0	0	0	0	0	0.000	0	0.000
Other	0	0	0	0	0	0.000	0	0.000
Unusual & Compelling Urgency	0	0	0	0	0	0.000	0	0.000
Mobilization/Essential R&D	0	0	0	0	0	0.000	0	0.000
International Agreement	0	0	0	0	0	0.000	0	0.000
National Security	0	0	0	0	0	0.000	0	0.000
Public Interest	0	0	0	0	0	0.000	0	0.000
Not Available for Competition	0	0	0	0	0	0.000	0	0.000
Synopsis of Procurement Prior to Award								
Synopsized Prior to Award	0	0	4	95	4	57.143	95	38.618
Not Synopsized due to Emergency	0	0	0	0	0	0.000	0	0.000
Not Synopsized for Other Reasons	1	72	2	79	3	42.857	151	61.382
Women Owned Business	0	0	0	0	0	0.000	0	0.000
Full and Open with Only One Bidder/Offeree	0	0	0	0	0	0.000	0	0.000

FEDERAL PROCUREMENT DATA SYSTEM
FEDERAL MARITIME COMMISSION SNAPSHOT REPORT

Actions Reported in Summary on SF281

Fiscal Year 1988 Through Second Quarter

Part I - Total Prime Acquisition Actions

Acquisition Method	Number of Actions	Net Dollar Amount (000)				
		Total	Small Business Concerns	Large Business Concerns	Educational & Non-Profit Institutions	Outside U.S./ Outlying Areas
1. Total (2+7+8)	185	278				
2. Subtotal (3+4+5+6)	185	278	98	180	0	0
3. Formally Advertised (Including 2 Step)	0	0	0	0	0	0
4. Negotiated Competitive	129	152	84	68	0	0
5. Negotiated Non-Competitive	30	48	5	43	0	0
6. Procurement Under Another Agency's Contracts	26	78	9	69	0	0
6A. GSA Schedules	26	78	9	69	0	0
6B. Another Agency's Contracts	0	0	0	0	0	0
7. Directed Contracts For Foreign Governments	0	0			0	0
8. Tariff Or Regulated Acquisitions	0	0				

Part II - Statistics on Selected Types of Acquisition

Type of Acquisition	Number of Actions	Net Dollar Amount (000)
9. Small Business Total Set-Asides	0	0
10. Small Business Partial Set-Asides	0	0
11. Total Labor Surplus Area Set-Asides	0	0
12. Total Labor Surplus Area/Small Business Set-Asides	0	0
13. Acquisitions From Minority and Disadvantaged Business Enterprises (13A + 13B)	0	0
13A. Directed to Large Or Small Minority Business Enterprises	0	0
13B. Small Business - Disadvantaged 8(A)	0	0
14. Women-Owned Business	1	20

FEDERAL MARITIME COMMISSION SNAPSHOT REPORT

Actions Reported Individually on SF279

Fiscal Year 1988 Through Second Quarter

	PRE-CICA		POST-CICA		PRE- & POST-CICA			
	Actions	Dollars (000)	Actions	Dollars (000)	Actions	Percents of Actions	Dollars (000)	Percentage of Dollars (000)
Total	0	0	3	174	3	100.000	174	100.000
Subject To Statutory Requirements								
Walsh Healy Act - Mfg	0	0	2	74	2	66.667	74	42.529
Walsh Healy Act - Dealer	0	0	0	0	0	0.000	0	0.000
Service Contract Act	0	0	0	0	0	0.000	0	0.000
Davis Bacon Act	0	0	0	0	0	0.000	0	0.000
Not subject to Above 3 Acts	0	0	1	100	1	33.333	100	57.471
Kind of Contract Action								
Initial Letter Contract	0	0	1	100	1	33.333	100	57.471
Def. Cont. Superseding Letter Contract	0	0	0	0	0	0.000	0	0.000
New Definitive Contract	0	0	0	0	0	0.000	0	0.000
Order Under Agency's Contract	0	0	0	0	0	0.000	0	0.000
Modification	0	0	0	0	0	0.000	0	0.000
GSA Schedule	0	0	2	74	2	66.667	74	42.529
Order Under Other Agency's Contract	0	0	0	0	0	0.000	0	0.000
Termination for Default	0	0	0	0	0	0.000	0	0.000
Termination for Convenience	0	0	0	0	0	0.000	0	0.000
Labor Surplus Area (LSA)								
Total Set-Aside	0	0	0	0	0	0.000	0	0.000
Partial Set-Aside (DOD contracts)	0	0	0	0	0	0.000	0	0.000
Tie Bid Preference	0	0	0	0	0	0.000	0	0.000
Total LSA/Small Bus. Set-Aside	0	0	0	0	0	0.000	0	0.000
Comb.Sm. Bus. Partial LSA (DOD contracts)	0	0	0	0	0	0.000	0	0.000
Subtotal:	0	0	0	0	0	0.000	0	0.000
LSA No Preference Given	0	0	3	174	3	100.000	174	100.000
Product or Service								
Supplies & Equipment	0	0	0	0	0	0.000	0	0.000
Research & Development	0	0	0	0	0	0.000	0	0.000
Construction	0	0	0	0	0	0.000	0	0.000
Architect Engineering	0	0	0	0	0	0.000	0	0.000
Automatic Data Processing Services	0	0	0	0	0	0.000	0	0.000
ADP Equipment, Purchase & Lease	0	0	0	0	0	0.000	0	0.000
Real Property, Purchase & Lease	0	0	0	0	0	0.000	0	0.000
Other Services	0	0	3	174	3	100.000	174	100.000

FEDERAL PROCUREMENT DATA SYSTEM
FEDERAL MARITIME COMMISSION SNAPSHOT REPORT
 Actions Reported Individually on SF279
 Fiscal Year 1988 Through Second Quarter

	PRE-CICA		POST-CICA		PRE- & POST-CICA			
	Actions	Dollars (000)	Actions	Dollars (000)	Actions	Percentage of Actions	Dollars (000)	Percentage of Dollars (000)
Methods of Contracting (Pre-CICA)								
2-step Formal Advertising	0	0	0	0	0	0.000	0	0.000
Other Formal Advertising	0	0	0	0	0	0.000	0	0.000
Negotiated Competitive	0	0	0	0	0	0.000	0	0.000
Negotiated Non-Competitive	0	0	0	0	0	0.000	0	0.000
Directed for Foreign Governments	0	0	0	0	0	0.000	0	0.000
Tariff or Regulated	0	0	0	0	0	0.000	0	0.000
8(a) Awards	0	0	0	0	0	0.000	0	0.000
Brand Name For Resale	0	0	0	0	0	0.000	0	0.000
Small Business Awards								
Small Business No Preference	0	0	0	0	0	0.000	0	0.000
Total Set-Asides	0	0	0	0	0	0.000	0	0.000
Partial Set-Asides	0	0	0	0	0	0.000	0	0.000
8(a) Awards	0	0	0	0	0	0.000	0	0.000
Subtotal:	0	0	0	0	0	0.000	0	0.000
Type of Contract								
Fixed Price	0	0	3	174	3	100.000	174	100.000
Cost Reimbursement	0	0	0	0	0	0.000	0	0.000
Time & Material	0	0	0	0	0	0.000	0	0.000
Labor Hour	0	0	0	0	0	0.000	0	0.000
Type of Contractor								
Business Concerns	0	0	3	174	3	100.000	174	100.000
Educational & Non-Profit	0	0	0	0	0	0.000	0	0.000
State/Local Government	0	0	0	0	0	0.000	0	0.000
Non-defined	0	0	0	0	0	0.000	0	0.000
Full and Open Competition (Post-CICA)								
Normal Full & Open Competition	0	0	0	0	0	0.000	0	0.000
Architect Engineering	0	0	0	0	0	0.000	0	0.000
Basic Research	0	0	0	0	0	0.000	0	0.000
Multiple Award	0	0	2	74	2	66.667	74	42.529
Alternate Source	0	0	0	0	0	0.000	0	0.000
Small Business Set-Aside	0	0	0	0	0	0.000	0	0.000
LSA Set-Aside	0	0	0	0	0	0.000	0	0.000
LSA/Small Business Set-Aside	0	0	0	0	0	0.000	0	0.000
Authority for Other Than Full and Open Competition (Post-CICA)								
Competitive								
Only One Source	0	0	0	0	0	0.000	0	0.000
Follow-on Contracts	0	0	0	0	0	0.000	0	0.000
Other	0	0	0	0	0	0.000	0	0.000
Unusual & Compelling Urgency	0	0	0	0	0	0.000	0	0.000
Mobilization/Essential R&D	0	0	0	0	0	0.000	0	0.000
International Agreement	0	0	0	0	0	0.000	0	0.000
National Security	0	0	0	0	0	0.000	0	0.000
Public Interest	0	0	0	0	0	0.000	0	0.000
Non-Competitive								
Only One Source	0	0	0	0	0	0.000	0	0.000
Follow-on Contracts	0	0	0	0	0	0.000	0	0.000
Other	0	0	1	100	1	33.333	100	57.471
Unusual & Compelling Urgency	0	0	0	0	0	0.000	0	0.000
Mobilization/Essential R&D	0	0	0	0	0	0.000	0	0.000
International Agreement	0	0	0	0	0	0.000	0	0.000
National Security	0	0	0	0	0	0.000	0	0.000
Public Interest	0	0	0	0	0	0.000	0	0.000
Not Available for Competition	0	0	0	0	0	0.000	0	0.000
Synopsis of Procurement Prior to Award								
Synopsized Prior to Award	0	0	0	0	0	0.000	0	0.000
Not Synopsized due to Emergency	0	0	0	0	0	0.000	0	0.000
Not Synopsized for Other Reasons	0	0	3	174	3	100.000	174	100.000
Women Owned Business	0	0	0	0	0	0.000	0	0.000
Full and Open with Only One Bidder/Offeror	0	0	0	0	0	0.000	0	0.000

FEDERAL PROCUREMENT DATA SYSTEM
FEDERAL MEDIATION & CONCILIATION SERVICE SNAPSHOT REPORT

Actions Reported in Summary on SF281

Fiscal Year 1988 Through Second Quarter

Part I - Total Prime Acquisition Actions

Acquisition Method	Number of Actions	Net Dollar Amount (000)				
		Total	Small Business Concerns	Large Business Concerns	Educational & Non-Profit Institutions	Outside U.S./ Outlying Areas
1. Total (2+7+8)						
2. Subtotal (3+4+5+6)						
3. Formally Advertised (Including 2 Step)						
4. Negotiated Competitive						
5. Negotiated Non-Competitive						
6. Procurement Under Another Agency's Contracts						
6A. GSA Schedules						
6B. Another Agency's Contracts						
7. Directed Contracts For Foreign Governments						
8. Tariff Or Regulated Acquisitions						

Part II - Statistics on Selected Types of Acquisition

Type of Acquisition	Number of Actions	Net Dollar Amount (000)
9. Small Business Total Set-Asides		
10. Small Business Partial Set-Asides		
11. Total Labor Surplus Area Set-Asides		
12. Total Labor Surplus Area/Small Business Set-Asides		
13. Acquisitions From Minority and Disadvantaged Business Enterprises (13A + 13B)		
13A. Directed to Large Or Small Minority Business Enterprises		
13B. Small Business - Disadvantaged 8(A)		
14. Women-Owned Business		

*** FAILED TO REPORT THIS YEAR ***

FEDERAL MEDIATION & CONCILIATION SERVICE SNAPSHOT REPORT

Actions Reported Individually on SF279

Fiscal Year 1988 Through Second Quarter

	PRE-CICA		POST-CICA		PRE- & POST-CICA			
	Actions	Dollars (000)	Actions	Dollars (000)	Actions	Percents of Actions	Dollars (000)	Percentage of Dollars (000)
Total								
Subject To Statutory Requirements								
Walsh Healy Act - Mfg								
Walsh Healy Act - Dealer								
Service Contract Act								
Davis Bacon Act								
Not subject to Above 3 Acts								
Kind of Contract Action								
Initial Letter Contract								
Def. Cont. Superseding Letter Contract								
New Definitive Contract								
Order Under Agency's Contract								
Modification								
GSA Schedule								
Order Under Other Agency's Contract								
Termination for Default								
Termination for Convenience								
Labor Surplus Area (LSA)								
Total Set-Aside								
Partial Set-Aside (DOD contracts)								
Tie Bid Preference								
Total LSA/Small Bus. Set-Aside								
Comb. Sm. Bus. Partial LSA (DOD contracts)								
Subtotal:								
LSA No Preference Given								
Product or Service								
Supplies & Equipment								
Research & Development								
Construction								
Architect Engineering								
Automatic Data Processing Services								
ADP Equipment, Purchase & Lease								
Real Property, Purchase & Lease								
Other Services								

*** FAILED TO REPORT THIS YEAR ***

FEDERAL PROCUREMENT DATA SYSTEM
FEDERAL MEDIATION & CONCILIATION SERVICE SNAPSHOT REPORT

Actions Reported Individually on SF279
 Fiscal Year 1988 Through Second Quarter

	PRE-CICA		POST-CICA		PRE- & POST-CICA			
	Actions	Dollars (000)	Actions	Dollars (000)	Actions	Percentage of Actions	Dollars (000)	Percentage of Dollars (000)
Methods of Contracting (Pre-CICA)								
2-step Formal Advertising								
Other Formal Advertising								
Negotiated Competitive								
Negotiated Non-Competitive								
Directed for Foreign Governments								
Tariff or Regulated								
8(a) Awards								
Brand Name For Resale								
Small Business Awards								
Small Business No Preference								
Total Set-Asides								
Partial Set-Asides								
8(a) Awards								
Subtotal:								
Type of Contract								
Fixed Price								
Cost Reimbursement								
Time & Material								
Labor Hour								
Type of Contractor								
Business Concerns								
Educational & Non-Profit								
State/Local Government								
Non-defined								
Full and Open Competition (Post-CICA)								
Normal Full & Open Competition								
Architect Engineering								
Basic Research								
Multiple Award								
Alternate Source								
Small Business Set-Aside								
LSA Set-Aside								
LSA/Small Business Set-Aside								
Authority for Other Than Full and Open Competition (Post-CICA)								
Competitive								
Only One Source								
Follow-on Contracts								
Other								
Unusual & Compelling Urgency								
Mobilization/Essential R&D								
International Agreement								
National Security								
Public Interest								
Non-Competitive								
Only One Source								
Follow-on Contracts								
Other								
Unusual & Compelling Urgency								
Mobilization/Essential R&D								
International Agreement								
National Security								
Public Interest								
Not Available for Competition								
Synopsis of Procurement Prior to Award								
Synopsized Prior to Award								
Not Synopsized due to Emergency								
Not Synopsized for Other Reasons								
Women Owned Business								
Full and Open with Only One Bidder/Offeror								

*** FAILED TO REPORT THIS YEAR ***

FEDERAL PROCUREMENT DATA SYSTEM
FEDERAL MINE SAFETY & HEALTH REVIEW COMM SNAPSHOT REPORT

Actions Reported in Summary on SF281

Fiscal Year 1988 Through Second Quarter

Part I - Total Prime Acquisition Actions

Acquisition Method	Number of Actions	Net Dollar Amount (000)				
		Total	Small Business Concerns	Large Business Concerns	Educational & Non-Profit Institutions	Outside U.S./ Outlying Areas
1. Total (2+7+8)	50	53				
2. Subtotal (3+4+5+6)	50	53	53	0	0	0
3. Formally Advertised (Including 2 Step)	0	0	0	0	0	0
4. Negotiated Competitive	0	0	0	0	0	0
5. Negotiated Non-Competitive	0	0	0	0	0	0
6. Procurement Under Another Agency's Contracts	50	53	53	0	0	0
6A. GSA Schedules	50	53	53	0	0	0
6B. Another Agency's Contracts	0	0	0	0	0	0
7. Directed Contracts For Foreign Governments	0	0	0	0	0	0
8. Tariff Or Regulated Acquisitions	0	0				

Part II - Statistics on Selected Types of Acquisition

Type of Acquisition	Number of Actions	Net Dollar Amount (000)
9. Small Business Total Set-Asides	0	0
10. Small Business Partial Set-Asides	0	0
11. Total Labor Surplus Area Set-Asides	0	0
12. Total Labor Surplus Area/Small Business Set-Asides	0	0
13. Acquisitions From Minority and Disadvantaged Business Enterprises (13A + 13B)	0	0
13A. Directed to Large Or Small Minority Business Enterprises	0	0
13B. Small Business - Disadvantaged 8(A)	0	0
14. Women-Owned Business	0	0

FEDERAL MINE SAFETY & HEALTH REVIEW COMM SNAPSHOT REPORT

Actions Reported Individually on SF279

Fiscal Year 1988 Through Second Quarter

	PRE-CICA		POST-CICA		PRE- & POST-CICA			
	Actions	Dollars (000)	Actions	Dollars (000)	Actions	Percents of Actions	Dollars (000)	Percentage of Dollars (000)
Total	0	0	0	0	0	0.000	0	0.000
Subject To Statutory Requirements								
Walsh Healy Act - Mfg	0	0	0	0	0	0.000	0	0.000
Walsh Healy Act - Dealer	0	0	0	0	0	0.000	0	0.000
Service Contract Act	0	0	0	0	0	0.000	0	0.000
Davis Bacon Act	0	0	0	0	0	0.000	0	0.000
Not subject to Above 3 Acts	0	0	0	0	0	0.000	0	0.000
Kind of Contract Action								
Initial Letter Contract	0	0	0	0	0	0.000	0	0.000
Def. Cont. Superseding Letter Contract	0	0	0	0	0	0.000	0	0.000
New Definitive Contract	0	0	0	0	0	0.000	0	0.000
Order Under Agency's Contract	0	0	0	0	0	0.000	0	0.000
Modification	0	0	0	0	0	0.000	0	0.000
GSA Schedule	0	0	0	0	0	0.000	0	0.000
Order Under Other Agency's Contract	0	0	0	0	0	0.000	0	0.000
Termination for Default	0	0	0	0	0	0.000	0	0.000
Termination for Convenience	0	0	0	0	0	0.000	0	0.000
Labor Surplus Area (LSA)								
Total Set-Aside	0	0	0	0	0	0.000	0	0.000
Partial Set-Aside (DOD contracts)	0	0	0	0	0	0.000	0	0.000
Tie Bid Preference	0	0	0	0	0	0.000	0	0.000
Total LSA/Small Bus. Set-Aside	0	0	0	0	0	0.000	0	0.000
Comb. Sm. Bus. Partial LSA (DOD contracts)	0	0	0	0	0	0.000	0	0.000
Subtotal:	0	0	0	0	0	0.000	0	0.000
LSA No Preference Given	0	0	0	0	0	0.000	0	0.000
Product or Service								
Supplies & Equipment	0	0	0	0	0	0.000	0	0.000
Research & Development	0	0	0	0	0	0.000	0	0.000
Construction	0	0	0	0	0	0.000	0	0.000
Architect Engineering	0	0	0	0	0	0.000	0	0.000
Automatic Data Processing Services	0	0	0	0	0	0.000	0	0.000
ADP Equipment, Purchase & Lease	0	0	0	0	0	0.000	0	0.000
Real Property, Purchase & Lease	0	0	0	0	0	0.000	0	0.000
Other Services	0	0	0	0	0	0.000	0	0.000

FEDERAL MINE SAFETY & HEALTH REVIEW COMM SNAPSHOT REPORT

Actions Reported Individually on SF279

Fiscal Year 1988 Through Second Quarter

	PRE-CICA		POST-CICA		PRE- & POST-CICA			
	Actions	Dollars (000)	Actions	Dollars (000)	Actions	Percentage of Actions	Dollars (000)	Percentage of Dollars (000)
Methods of Contracting (Pre-CICA)								
2-step Formal Advertising	0	0	0	0	0	0.000	0	0.000
Other Formal Advertising	0	0	0	0	0	0.000	0	0.000
Negotiated Competitive	0	0	0	0	0	0.000	0	0.000
Negotiated Non-Competitive	0	0	0	0	0	0.000	0	0.000
Directed for Foreign Governments	0	0	0	0	0	0.000	0	0.000
Tariff or Regulated	0	0	0	0	0	0.000	0	0.000
8(a) Awards	0	0	0	0	0	0.000	0	0.000
Brand Name For Resale	0	0	0	0	0	0.000	0	0.000
Small Business Awards								
Small Business No Preference	0	0	0	0	0	0.000	0	0.000
Total Set-Asides	0	0	0	0	0	0.000	0	0.000
Partial Set-Asides	0	0	0	0	0	0.000	0	0.000
8(a) Awards	0	0	0	0	0	0.000	0	0.000
Subtotal:	0	0	0	0	0	0.000	0	0.000
Type of Contract								
Fixed Price	0	0	0	0	0	0.000	0	0.000
Cost Reimbursement	0	0	0	0	0	0.000	0	0.000
Time & Material	0	0	0	0	0	0.000	0	0.000
Labor Hour	0	0	0	0	0	0.000	0	0.000
Type of Contractor								
Business Concerns	0	0	0	0	0	0.000	0	0.000
Educational & Non-Profit	0	0	0	0	0	0.000	0	0.000
State/Local Government	0	0	0	0	0	0.000	0	0.000
Non-defined	0	0	0	0	0	0.000	0	0.000
Full and Open Competition (Post-CICA)								
Normal Full & Open Competition	0	0	0	0	0	0.000	0	0.000
Architect Engineering	0	0	0	0	0	0.000	0	0.000
Basic Research	0	0	0	0	0	0.000	0	0.000
Multiple Award	0	0	0	0	0	0.000	0	0.000
Alternate Source	0	0	0	0	0	0.000	0	0.000
Small Business Set-Aside	0	0	0	0	0	0.000	0	0.000
LSA Set-Aside	0	0	0	0	0	0.000	0	0.000
LSA/Small Business Set-Aside	0	0	0	0	0	0.000	0	0.000
Authority for Other Than Full and Open Competition (Post-CICA)								
Competitive								
Only One Source	0	0	0	0	0	0.000	0	0.000
Follow-on Contracts	0	0	0	0	0	0.000	0	0.000
Other	0	0	0	0	0	0.000	0	0.000
Unusual & Compelling Urgency	0	0	0	0	0	0.000	0	0.000
Mobilization/Essential R&D	0	0	0	0	0	0.000	0	0.000
International Agreement	0	0	0	0	0	0.000	0	0.000
National Security	0	0	0	0	0	0.000	0	0.000
Public Interest	0	0	0	0	0	0.000	0	0.000
Non-Competitive								
Only One Source	0	0	0	0	0	0.000	0	0.000
Follow-on Contracts	0	0	0	0	0	0.000	0	0.000
Other	0	0	0	0	0	0.000	0	0.000
Unusual & Compelling Urgency	0	0	0	0	0	0.000	0	0.000
Mobilization/Essential R&D	0	0	0	0	0	0.000	0	0.000
International Agreement	0	0	0	0	0	0.000	0	0.000
National Security	0	0	0	0	0	0.000	0	0.000
Public Interest	0	0	0	0	0	0.000	0	0.000
Not Available for Competition	0	0	0	0	0	0.000	0	0.000
Synopsis of Procurement Prior to Award								
Synopsized Prior to Award	0	0	0	0	0	0.000	0	0.000
Not Synopsized due to Emergency	0	0	0	0	0	0.000	0	0.000
Not Synopsized for Other Reasons	0	0	0	0	0	0.000	0	0.000
Women Owned Business	0	0	0	0	0	0.000	0	0.000
Full and Open with Only One Bidder/Officer	0	0	0	0	0	0.000	0	0.000

FEDERAL PROCUREMENT DATA SYSTEM
FEDERAL TRADE COMMISSION SNAPSHOT REPORT

Actions Reported in Summary on SF281

Fiscal Year 1988 Through Second Quarter

Part I - Total Prime Acquisition Actions

Acquisition Method	Number of Actions	Net Dollar Amount (000)				
		Total	Small Business Concerns	Large Business Concerns	Educational & Non-Profit Institutions	Outside U.S./Outlying Areas
1. Total (2+7+8)	1,282	1,899				
2. Subtotal (3+4+5+6)	1,282	1,899	986	753	160	0
3. Formally Advertised (Including 2 Step)	0	0	0	0	0	0
4. Negotiated Competitive	143	594	448	109	37	0
5. Negotiated Non-Competitive	931	598	454	122	22	0
6. Procurement Under Another Agency's Contracts	208	707	84	522	101	0
6A. GSA Schedules	140	556	84	456	16	0
6B. Another Agency's Contracts	68	151	0	66	85	0
7. Directed Contracts For Foreign Governments	0	0				
8. Tariff Or Regulated Acquisitions	0	0				

Part II - Statistics on Selected Types of Acquisition

Type of Acquisition	Number of Actions	Net Dollar Amount (000)
9. Small Business Total Set-Asides	0	0
10. Small Business Partial Set-Asides	0	0
11. Total Labor Surplus Area Set-Asides	0	0
12. Total Labor Surplus Area/Small Business Set-Asides	0	0
13. Acquisitions From Minority and Disadvantaged Business Enterprises (13A + 13B)	8	10
13A. Directed to Large Or Small Minority Business Enterprises	5	9
13B. Small Business - Disadvantaged 8(A)	3	1
14. Women-Owned Business	17	30

FEDERAL TRADE COMMISSION SNAPSHOT REPORT

Actions Reported Individually on SF279

Fiscal Year 1988 Through Second Quarter

	PRE-CICA		POST-CICA		PRE- & POST-CICA			
	Actions	Dollars (000)	Actions	Dollars (000)	Actions	Percents of Actions	Dollars (000)	Percentage of Dollars (000)
Total	0	0	13	1,461	13	100.000	1,461	100.000
Subject To Statutory Requirements								
Walsh Healy Act - Mfg	0	0	5	419	5	38.462	419	28.679
Walsh Healy Act - Dealer	0	0	0	0	0	0.000	0	0.000
Service Contract Act	0	0	2	320	2	15.385	320	21.903
Davis Bacon Act	0	0	0	0	0	0.000	0	0.000
Not subject to Above 3 Acts	0	0	6	722	6	46.154	722	49.418
Kind of Contract Action								
Initial Letter Contract	0	0	1	29	1	7.692	29	1.985
Def. Cont. Superseding Letter Contract	0	0	0	0	0	0.000	0	0.000
New Definitive Contract	0	0	0	0	0	0.000	0	0.000
Order Under Agency's Contract	0	0	4	371	4	30.769	371	25.394
Modification	0	0	4	772	4	30.769	772	52.841
GSA Schedule	0	0	4	289	4	30.769	289	19.781
Order Under Other Agency's Contract	0	0	0	0	0	0.000	0	0.000
Termination for Default	0	0	0	0	0	0.000	0	0.000
Termination for Convenience	0	0	0	0	0	0.000	0	0.000
Labor Surplus Area (LSA)								
Total Set-Aside	0	0	0	0	0	0.000	0	0.000
Partial Set-Aside (DOD contracts)	0	0	0	0	0	0.000	0	0.000
Tie Bid Preference	0	0	0	0	0	0.000	0	0.000
Total LSA/Small Bus. Set-Aside	0	0	0	0	0	0.000	0	0.000
Comb. Sm. Bus. Partial LSA (DOD contracts) ..	0	0	0	0	0	0.000	0	0.000
Subtotal:	0	0	0	0	0	0.000	0	0.000
LSA No Preference Given	0	0	13	1,461	13	100.000	1,461	100.000
Product or Service								
Supplies & Equipment	0	0	1	130	1	7.692	130	8.898
Research & Development	0	0	0	0	0	0.000	0	0.000
Construction	0	0	0	0	0	0.000	0	0.000
Architect Engineering	0	0	0	0	0	0.000	0	0.000
Automatic Data Processing Services	0	0	3	379	3	23.077	379	25.941
ADP Equipment, Purchase & Lease	0	0	1	91	1	7.692	91	6.229
Real Property, Purchase & Lease	0	0	0	0	0	0.000	0	0.000
Other Services	0	0	8	861	8	61.538	861	58.932

FEDERAL PROCUREMENT DATA SYSTEM
FEDERAL TRADE COMMISSION SNAPSHOT REPORT

Actions Reported Individually on SF279
 Fiscal Year 1988 Through Second Quarter

	PRE-CICA		POST-CICA		PRE- & POST-CICA			
	Actions	Dollars (000)	Actions	Dollars (000)	Actions	Percentage of Actions	Dollars (000)	Percentage of Dollars (000)
Methods of Contracting (Pre-CICA)								
2-step Formal Advertising	0	0	0	0	0	0.000	0	0.000
Other Formal Advertising	0	0	0	0	0	0.000	0	0.000
Negotiated Competitive	0	0	0	0	0	0.000	0	0.000
Negotiated Non-Competitive	0	0	0	0	0	0.000	0	0.000
Directed for Foreign Governments	0	0	0	0	0	0.000	0	0.000
Tariff or Regulated	0	0	0	0	0	0.000	0	0.000
8(a) Awards	0	0	0	0	0	0.000	0	0.000
Brand Name For Resale	0	0	0	0	0	0.000	0	0.000
Small Business Awards								
Small Business No Preference	0	0	4	371	4	30.769	371	25.394
Total Set-Asides	0	0	0	0	0	0.000	0	0.000
Partial Set-Asides	0	0	0	0	0	0.000	0	0.000
8(a) Awards	0	0	1	249	1	7.692	249	17.043
Subtotal:	0	0	5	620	5	38.462	620	42.437
Type of Contract								
Fixed Price	0	0	13	1,461	13	100.000	1,461	100.000
Cost Reimbursement	0	0	0	0	0	0.000	0	0.000
Time & Material	0	0	0	0	0	0.000	0	0.000
Labor Hour	0	0	0	0	0	0.000	0	0.000
Type of Contractor								
Business Concerns	0	0	13	1,461	13	100.000	1,461	100.000
Educational & Non-Profit	0	0	0	0	0	0.000	0	0.000
State/Local Government	0	0	0	0	0	0.000	0	0.000
Non-defined	0	0	0	0	0	0.000	0	0.000
Full and Open Competition (Post-CICA)								
Normal Full & Open Competition	0	0	7	894	7	53.846	894	61.191
Architect Engineering	0	0	0	0	0	0.000	0	0.000
Basic Research	0	0	0	0	0	0.000	0	0.000
Multiple Award	0	0	4	289	4	30.769	289	19.781
Alternate Source	0	0	0	0	0	0.000	0	0.000
Small Business Set-Aside	0	0	0	0	0	0.000	0	0.000
LSA Set-Aside	0	0	0	0	0	0.000	0	0.000
LSA/Small Business Set-Aside	0	0	0	0	0	0.000	0	0.000
Authority for Other Than Full and Open Competition (Post-CICA)								
Competitive								
Only One Source	0	0	0	0	0	0.000	0	0.000
Follow-on Contracts	0	0	0	0	0	0.000	0	0.000
Other	0	0	0	0	0	0.000	0	0.000
Unusual & Compelling Urgency	0	0	0	0	0	0.000	0	0.000
Mobilization/Essential R&D	0	0	0	0	0	0.000	0	0.000
International Agreement	0	0	0	0	0	0.000	0	0.000
National Security	0	0	0	0	0	0.000	0	0.000
Public Interest	0	0	0	0	0	0.000	0	0.000
Non-Competitive								
Only One Source	0	0	0	0	0	0.000	0	0.000
Follow-on Contracts	0	0	0	0	0	0.000	0	0.000
Other	0	0	0	0	0	0.000	0	0.000
Unusual & Compelling Urgency	0	0	1	29	1	7.692	29	1.985
Mobilization/Essential R&D	0	0	0	0	0	0.000	0	0.000
International Agreement	0	0	0	0	0	0.000	0	0.000
National Security	0	0	0	0	0	0.000	0	0.000
Public Interest	0	0	0	0	0	0.000	0	0.000
Not Available for Competition	0	0	1	249	1	7.692	249	17.043
Synopsis of Procurement Prior to Award								
Synopsized Prior to Award	0	0	11	1,183	11	84.615	1,183	80.972
Not Synopsized due to Emergency	0	0	0	0	0	0.000	0	0.000
Not Synopsized for Other Reasons	0	0	2	278	2	15.385	278	19.028
Women Owned Business	0	0	2	294	2	15.385	294	20.123
Full and Open with Only One Bidder/Officer	0	0	1	322	1	7.692	322	22.040

FEDERAL PROCUREMENT DATA SYSTEM
GENERAL SERVICES ADMINISTRATION SNAPSHOT REPORT

Actions Reported in Summary on SF281
 Fiscal Year 1988 Through Second Quarter

Part I - Total Prime Acquisition Actions

Acquisition Method	Number of Actions	Net Dollar Amount (000)				
		Total	Small Business Concerns	Large Business Concerns	Educational & Non-Profit Institutions	Outside U.S./ Outlying Areas
1. Total (2+7+8)	218,706	237,837	148,536	65,968	23,317	6
2. Subtotal (3+4+5+6)	218,659	237,827	148,536	65,968	23,317	1
3. Formally Advertised (Including 2 Step)	37,061	92,985	62,465	30,426	93	5
4. Negotiated Competitive	156,861	104,794	73,910	29,783	1,096	0
5. Negotiated Non-Competitive	17,726	31,582	7,564	1,933	22,085	0
6. Procurement Under Another Agency's Contracts	7,011	8,466	4,597	3,826	43	0
6A. GSA Schedules	5,971	7,107	3,902	3,200	5	0
6B. Another Agency's Contracts	1,040	1,359	695	626	38	0
7. Directed Contracts For Foreign Governments	0	0				
8. Tariff Or Regulated Acquisitions	47	10				

Part II - Statistics on Selected Types of Acquisition

Type of Acquisition	Number of Actions	Net Dollar Amount (000)
9. Small Business Total Set-Asides	30,936	46,864
10. Small Business Partial Set-Asides	6	7
11. Total Labor Surplus Area Set-Asides	181	553
12. Total Labor Surplus Area/Small Business Set-Asides	2,428	2,914
13. Acquisitions From Minority and Disadvantaged Business Enterprises (13A + 13B)	5,865	3,604
13A. Directed to Large Or Small Minority Business Enterprises	5,802	3,119
13B. Small Business - Disadvantaged 8(A)	63	159
14. Women-Owned Business	6,074	1,707

GENERAL SERVICES ADMINISTRATION SNAPSHOT REPORT

Actions Reported Individually on SF279
 Fiscal Year 1988 Through Second Quarter

	PRE-CICA		POST-CICA		PRE- & POST-CICA			
	Actions	Dollars (000)	Actions	Dollars (000)	Actions	Percents of Actions	Dollars (000)	Percentage of Dollars (000)
Total	1,485	225,044	8,664	544,583	10,149	100.000	769,627	100.000
Subject To Statutory Requirements								
Walsh Healy Act - Mfg	146	7,148	5,187	214,569	5,333	52.547	221,717	28.808
Walsh Healy Act - Dealer	12	1,580	577	69,414	589	5.804	70,994	9.224
Service Contract Act	252	30,553	388	91,713	640	6.306	122,266	15.886
Davis Bacon Act	6	28	351	118,454	357	3.518	118,482	15.395
Not subject to Above 3 Acts	1,069	185,735	2,161	50,433	3,230	31.826	236,168	30.686
Kind of Contract Action								
Initial Letter Contract	0	0	4	300	4	0.039	300	0.039
Def. Cont. Superseding Letter Contract	0	0	2	873	2	0.020	873	0.113
New Definitive Contract	0	0	1,146	313,254	1,146	11.292	313,254	40.702
Order Under Agency's Contract	1,255	202,402	6,499	182,601	7,754	76.402	385,003	50.025
Modification	116	11,890	406	30,140	522	5.143	42,030	5.461
GSA Schedule	108	9,213	607	17,415	715	7.045	26,628	3.460
Order Under Other Agency's Contract	6	1,539	0	0	6	0.059	1,539	0.200
Termination for Default	0	0	0	0	0	0.000	0	0.000
Termination for Convenience	0	0	0	0	0	0.000	0	0.000
Labor Surplus Area (LSA)								
Total Set-Aside	11	349	41	18,455	52	0.512	18,804	2.443
Partial Set-Aside (DOD contracts)	0	0	0	0	0	0.000	0	0.000
Tie Bid Preference	0	0	4	829	4	0.039	829	0.108
Total LSA/Small Bus. Set-Aside	6	623	128	16,730	134	1.320	17,353	2.255
Comb.Sm. Bus. Partial LSA (DOD contracts)	0	0	0	0	0	0.000	0	0.000
Subtotal:	17	972	173	36,014	190	1.872	36,986	4.806
LSA No Preference Given	1,468	224,072	8,491	508,569	9,959	98.128	732,641	95.194
Product or Service								
Supplies & Equipment	88	5,358	7,621	328,619	7,709	75.958	333,977	43.395
Research & Development	0	0	1	11	1	0.010	11	0.001
Construction	9	101	360	118,824	369	3.636	118,925	15.452
Architect Engineering	37	998	35	2,427	72	0.709	3,425	0.445
Automatic Data Processing Services	230	41,007	160	49,799	390	3.843	90,806	11.799
ADP Equipment, Purchase & Lease	62	3,118	11	278	73	0.719	3,396	0.441
Real Property, Purchase & Lease	660	8,333	226	1,616	886	8.730	9,949	1.293
Other Services	399	166,129	250	43,009	649	6.395	209,138	27.174

FEDERAL PROCUREMENT DATA SYSTEM
GENERAL SERVICES ADMINISTRATION SNAPSHOT REPORT
Actions Reported Individually on SF279
Fiscal Year 1988 Through Second Quarter

	PRE-CICA		POST-CICA		PRE-& POST-CICA			
	Actions	Dollars (000)	Actions	Dollars (000)	Actions	Percentage of Actions	Dollars (000)	Percentage of Dollars (000)
Methods of Contracting (Pre-CICA)								
2-step Formal Advertising	0	0	0	0	0	0.000	0	0.000
Other Formal Advertising	3	236	0	0	3	0.030	236	0.031
Negotiated Competitive	824	54,389	0	0	824	8.119	54,389	7.067
Negotiated Non-Competitive	258	5,143	0	0	258	2.542	5,143	0.668
Directed for Foreign Governments	0	0	0	0	0	0.000	0	0.000
Tariff or Regulated	347	160,789	0	0	347	3.419	160,789	20.892
8(a) Awards	53	4,487	0	0	53	0.522	4,487	0.583
Brand Name For Resale	0	0	0	0	0	0.000	0	0.000
Small Business Awards								
Small Business No Preference	670	10,887	2,924	142,248	3,594	35.412	153,135	19.897
Total Set-Asides	45	2,218	1,495	80,674	1,540	15.174	82,892	10.770
Partial Set-Asides	0	0	0	0	0	0.000	0	0.000
8(a) Awards	53	4,487	3	168	56	0.552	4,655	0.605
Subtotal:	768	17,592	4,422	223,090	5,190	51.138	240,682	31.273
Type of Contract								
Fixed Price	1,463	222,704	8,627	536,911	10,090	99.419	759,615	98.699
Cost Reimbursement	7	911	34	7,582	41	0.404	8,493	1.104
Time & Material	0	0	3	90	3	0.030	90	0.012
Labor Hour	15	1,429	0	0	15	0.148	1,429	0.186
Type of Contractor								
Business Concerns	1,462	223,361	7,133	501,967	8,595	84.688	725,328	94.244
Educational & Non-Profit	13	1,567	1,528	42,603	1,541	15.184	44,170	5.739
State/Local Government	10	116	3	13	13	0.128	129	0.017
Non-defined	0	0	0	0	0	0.000	0	0.000
Full and Open Competition (Post-CICA)								
Normal Full & Open Competition	0	0	4,491	324,841	4,491	44.251	324,841	42.208
Architect Engineering	0	0	29	2,281	29	0.286	2,281	0.296
Basic Research	0	0	0	0	0	0.000	0	0.000
Multiple Award	0	0	181	5,968	181	1.783	5,968	0.775
Alternate Source	0	0	1	39	1	0.010	39	0.005
Small Business Set-Aside	0	0	1,410	69,354	1,410	13.893	69,354	9.011
LSA Set-Aside	0	0	28	17,418	28	0.276	17,418	2.263
LSA/Small Business Set-Aside	0	0	85	11,320	85	0.838	11,320	1.471
Authority for Other Than Full and Open Competition (Post-CICA)								
Competitive								
Only One Source	0	0	5	526	5	0.049	526	0.068
Follow-on Contracts	0	0	0	0	0	0.000	0	0.000
Other	0	0	17	326	17	0.168	326	0.042
Unusual & Compelling Urgency	0	0	35	16,286	35	0.345	16,286	2.116
Mobilization/Essential R&D	0	0	0	0	0	0.000	0	0.000
International Agreement	0	0	0	0	0	0.000	0	0.000
National Security	0	0	2	3,245	2	0.020	3,245	0.422
Public Interest	0	0	0	0	0	0.000	0	0.000
Non-Competitive								
Only One Source	0	0	207	3,280	207	2.040	3,280	0.426
Follow-on Contracts	0	0	0	0	0	0.000	0	0.000
Other	0	0	41	994	41	0.404	994	0.129
Unusual & Compelling Urgency	0	0	12	1,408	12	0.118	1,408	0.183
Mobilization/Essential R&D	0	0	0	0	0	0.000	0	0.000
International Agreement	0	0	0	0	0	0.000	0	0.000
National Security	0	0	6	31,038	6	0.059	31,038	4.033
Public Interest	0	0	1	3,448	1	0.010	3,448	0.448
Not Available for Competition	400	165,276	1,518	43,538	1,918	18.898	208,814	27.132
Synopsis of Procurement Prior to Award								
Synopsized Prior to Award	0	0	396	242,617	396	3.902	242,617	31.524
Not Synopsized due to Emergency	0	0	82	19,737	82	0.808	19,737	2.564
Not Synopsized for Other Reasons	1,485	225,044	8,186	282,229	9,671	95.290	507,273	65.912
Women Owned Business	30	715	96	5,797	126	1.242	6,512	0.846
Full and Open with Only One Bidder/Offoror	0	0	175	8,240	175	1.724	8,240	1.071

FEDERAL PROCUREMENT DATA SYSTEM
INTERNATIONAL TRADE COMMISSION SNAPSHOT REPORT

Actions Reported in Summary on SF281
 Fiscal Year 1988 Through Second Quarter

Part I - Total Prime Acquisition Actions

Acquisition Method	Number of Actions	Net Dollar Amount (000)				
		Total	Small Business Concerns	Large Business Concerns	Educational & Non-Profit Institutions	Outside U.S./Outlying Areas
1. Total (2+7+8)	659	1,748				
2. Subtotal (3+4+5+6)	659	1,748				
3. Formally Advertised (Including 2 Step)	0	0	985	752	0	11
4. Negotiated Competitive	530	995	750	245	0	0
5. Negotiated Non-Competitive	12	11	0	0	0	0
6. Procurement Under Another Agency's Contracts	117	742	235	507	0	11
8A. GSA Schedules	117	742	235	507	0	0
8B. Another Agency's Contracts	0	0	0	0	0	0
7. Directed Contracts For Foreign Governments	0	0	0	0	0	0
8. Tariff Or Regulated Acquisitions	0	0	0	0	0	0

Part II - Statistics on Selected Types of Acquisition

Type of Acquisition	Number of Actions	Net Dollar Amount (000)
9. Small Business Total Set-Asides	0	0
10. Small Business Partial Set-Asides	0	0
11. Total Labor Surplus Area Set-Asides	0	0
12. Total Labor Surplus Area/Small Business Set-Asides	0	0
13. Acquisitions From Minority and Disadvantaged Business Enterprises (13A + 13B)	0	0
13A. Directed to Large Or Small Minority Business Enterprises	0	0
13B. Small Business - Disadvantaged 8(A)	0	0
14. Women-Owned Business	0	0

INTERNATIONAL TRADE COMMISSION SNAPSHOT REPORT

Actions Reported Individually on SF279
 Fiscal Year 1988 Through Second Quarter

	PRE-CICA		POST-CICA		PRE- & POST-CICA			
	Actions	Dollars (000)	Actions	Dollars (000)	Actions	Percents of Actions	Dollars (000)	Percentage of Dollars (000)
Total	2	310	6	222	8	100.000	532	100.000
Subject To Statutory Requirements								
Walsh Healy Act - Mfg	0	0	0	0	0	0.000	0	0.000
Walsh Healy Act - Dealer	2	310	6	222	8	100.000	532	100.000
Service Contract Act	0	0	0	0	0	0.000	0	0.000
Davis Bacon Act	0	0	0	0	0	0.000	0	0.000
Not subject to Above 3 Acts	0	0	0	0	0	0.000	0	0.000
Kind of Contract Action								
Initial Letter Contract	0	0	0	0	0	0.000	0	0.000
Def. Cont. Superseding Letter Contract	0	0	0	0	0	0.000	0	0.000
New Definitive Contract	0	0	0	0	0	0.000	0	0.000
Order Under Agency's Contract	0	0	0	0	0	0.000	0	0.000
Modification	0	0	0	0	0	0.000	0	0.000
GSA Schedule	0	0	0	0	0	0.000	0	0.000
Order Under Other Agency's Contract	2	310	6	222	8	100.000	532	100.000
Termination for Default	0	0	0	0	0	0.000	0	0.000
Termination for Convenience	0	0	0	0	0	0.000	0	0.000
Labor Surplus Area (LSA)								
Total Set-Aside	0	0	0	0	0	0.000	0	0.000
Partial Set-Aside (DOD contracts)	0	0	0	0	0	0.000	0	0.000
Tie Bid Preference	0	0	0	0	0	0.000	0	0.000
Total LSA/Small Bus. Set-Aside	0	0	0	0	0	0.000	0	0.000
Comb. Sm. Bus. Partial LSA (DOD contracts)	0	0	0	0	0	0.000	0	0.000
Subtotal:	0	0	0	0	0	0.000	0	0.000
LSA No Preference Given	2	310	6	222	8	100.000	532	100.000
Product or Service								
Supplies & Equipment	2	310	0	0	2	25.000	310	58.271
Research & Development	0	0	0	0	0	0.000	0	0.000
Construction	0	0	0	0	0	0.000	0	0.000
Architect Engineering	0	0	0	0	0	0.000	0	0.000
Automatic Data Processing Services	0	0	0	0	0	0.000	0	0.000
ADP Equipment, Purchase & Lease	0	0	3	99	3	37.500	99	18.609
Real Property, Purchase & Lease	0	0	0	0	0	0.000	0	0.000
Other Services	0	0	3	123	3	37.500	123	23.120

FEDERAL PROCUREMENT DATA SYSTEM
INTERNATIONAL TRADE COMMISSION SNAPSHOT REPORT
 Actions Reported Individually on SF279
 Fiscal Year 1988 Through Second Quarter

	PRE-CICA		POST-CICA		PRE- & POST-CICA			
	Actions	Dollars (000)	Actions	Dollars (000)	Actions	Percentage of Actions	Dollars (000)	Percentage of Dollars (000)
Methods of Contracting (Pre-CICA)								
2-step Formal Advertising	0	0	0	0	0	0.000	0	0.000
Other Formal Advertising	0	0	0	0	0	0.000	0	0.000
Negotiated Competitive	2	310	0	0	2	25.000	310	58.271
Negotiated Non-Competitive	0	0	0	0	0	0.000	0	0.000
Directed for Foreign Governments	0	0	0	0	0	0.000	0	0.000
Tariff or Regulated	0	0	0	0	0	0.000	0	0.000
8(a) Awards	0	0	0	0	0	0.000	0	0.000
Brand Name For Resale	0	0	0	0	0	0.000	0	0.000
Small Business Awards								
Small Business No Preference	0	0	4	115	4	50.000	115	21.617
Total Set-Asides	0	0	0	0	0	0.000	0	0.000
Partial Set-Asides	0	0	0	0	0	0.000	0	0.000
8(a) Awards	0	0	0	0	0	0.000	0	0.000
Subtotal:	0	0	4	115	4	50.000	115	21.617
Type of Contract								
Fixed Price	2	310	6	222	8	100.000	532	100.000
Cost Reimbursement	0	0	0	0	0	0.000	0	0.000
Time & Material	0	0	0	0	0	0.000	0	0.000
Labor Hour	0	0	0	0	0	0.000	0	0.000
Type of Contractor								
Business Concerns	2	310	6	222	8	100.000	532	100.000
Educational & Non-Profit	0	0	0	0	0	0.000	0	0.000
State/Local Government	0	0	0	0	0	0.000	0	0.000
Non-defined	0	0	0	0	0	0.000	0	0.000
Full and Open Competition (Post-CICA)								
Normal Full & Open Competition	0	0	0	0	0	0.000	0	0.000
Architect Engineering	0	0	0	0	0	0.000	0	0.000
Basic Research	0	0	0	0	0	0.000	0	0.000
Multiple Award	0	0	6	222	6	75.000	222	41.729
Alternate Source	0	0	0	0	0	0.000	0	0.000
Small Business Set-Aside	0	0	0	0	0	0.000	0	0.000
LSA Set-Aside	0	0	0	0	0	0.000	0	0.000
LSA/Small Business Set-Aside	0	0	0	0	0	0.000	0	0.000
Authority for Other Than Full and Open Competition (Post-CICA)								
Competitive								
Only One Source	0	0	0	0	0	0.000	0	0.000
Follow-on Contracts	0	0	0	0	0	0.000	0	0.000
Other	0	0	0	0	0	0.000	0	0.000
Unusual & Compelling Urgency	0	0	0	0	0	0.000	0	0.000
Mobilization/Essential R&D	0	0	0	0	0	0.000	0	0.000
International Agreement	0	0	0	0	0	0.000	0	0.000
National Security	0	0	0	0	0	0.000	0	0.000
Public Interest	0	0	0	0	0	0.000	0	0.000
Non-Competitive								
Only One Source	0	0	0	0	0	0.000	0	0.000
Follow-on Contracts	0	0	0	0	0	0.000	0	0.000
Other	0	0	0	0	0	0.000	0	0.000
Unusual & Compelling Urgency	0	0	0	0	0	0.000	0	0.000
Mobilization/Essential R&D	0	0	0	0	0	0.000	0	0.000
International Agreement	0	0	0	0	0	0.000	0	0.000
National Security	0	0	0	0	0	0.000	0	0.000
Public Interest	0	0	0	0	0	0.000	0	0.000
Not Available for Competition	0	0	0	0	0	0.000	0	0.000
Synopsis of Procurement Prior to Award								
Synopsized Prior to Award	2	310	6	222	8	100.000	532	100.000
Not Synopsized due to Emergency	0	0	0	0	0	0.000	0	0.000
Not Synopsized for Other Reasons	0	0	0	0	0	0.000	0	0.000
Women Owned Business	0	0	0	0	0	0.000	0	0.000
Full and Open with Only One Bidder/Offeror	0	0	0	0	0	0.000	0	0.000

FEDERAL PROCUREMENT DATA SYSTEM
INTERSTATE COMMERCE COMMISSION SNAPSHOT REPORT

Actions Reported in Summary on SF281
 Fiscal Year 1988 Through Second Quarter

Part I - Total Prime Acquisition Actions

Acquisition Method	Number of Actions	Net Dollar Amount (000)				
		Total	Small Business Concerns	Large Business Concerns	Educational & Non-Profit Institutions	Outside U.S./ Outlying Areas
1. Total (2+7+8)	454	320				
2. Subtotal (3+4+5+6)	454	320	80	219	21	0
3. Formally Advertised (Including 2 Step)	0	0	0	0	0	0
4. Negotiated Competitive	10	15	13	2	0	0
5. Negotiated Non-Competitive	354	140	39	80	21	0
6. Procurement Under Another Agency's Contracts	90	165	28	137	0	0
6A. GSA Schedules	90	165	28	137	0	0
6B. Another Agency's Contracts	0	0	0	0	0	0
7. Directed Contracts For Foreign Governments	0	0				
8. Tariff Or Regulated Acquisitions	0	0				

Part II - Statistics on Selected Types of Acquisition

Type of Acquisition	Number of Actions	Net Dollar Amount (000)
9. Small Business Total Set-Asides	184	87
10. Small Business Partial Set-Asides	7	1
11. Total Labor Surplus Area Set-Asides	0	0
12. Total Labor Surplus Area/Small Business Set-Asides	0	0
13. Acquisitions From Minority and Disadvantaged Business Enterprises (13A + 13B)	28	14
13A. Directed to Large Or Small Minority Business Enterprises	28	14
13B. Small Business - Disadvantaged 8(A)	0	0
14. Women-Owned Business	12	14

INTERSTATE COMMERCE COMMISSION SNAPSHOT REPORT

Actions Reported Individually on SF279
 Fiscal Year 1988 Through Second Quarter

	PRE-CICA		POST-CICA		PRE- & POST-CICA			
	Actions	Dollars (000)	Actions	Dollars (000)	Actions	Percents of Actions	Dollars (000)	Percentage of Dollars (000)
Total	4	934	15	458	19	100.000	1,392	100.000
Subject To Statutory Requirements								
Walsh Healy Act - Mfg	0	0	0	0	0	0.000	0	0.000
Walsh Healy Act - Dealer	0	0	8	233	8	42.105	233	16.739
Service Contract Act	2	198	7	225	9	47.368	423	30.388
Davis Bacon Act	0	0	0	0	0	0.000	0	0.000
Not subject to Above 3 Acts	2	736	0	0	2	10.526	736	52.874
Kind of Contract Action								
Initial Letter Contract	0	0	0	0	0	0.000	0	0.000
Def. Cont. Superseding Letter Contract	0	0	0	0	0	0.000	0	0.000
New Definitive Contract	0	0	1	23	1	5.263	23	1.652
Order Under Agency's Contract	0	0	0	0	0	0.000	0	0.000
Modification	4	934	3	35	7	36.842	969	69.612
GSA Schedule	0	0	11	400	11	57.895	400	28.736
Order Under Other Agency's Contract	0	0	0	0	0	0.000	0	0.000
Termination for Default	0	0	0	0	0	0.000	0	0.000
Termination for Convenience	0	0	0	0	0	0.000	0	0.000
Labor Surplus Area (LSA)								
Total Set-Aside	0	0	0	0	0	0.000	0	0.000
Partial Set-Aside (DOD contracts)	0	0	0	0	0	0.000	0	0.000
Tie Bid Preference	0	0	0	0	0	0.000	0	0.000
Total LSA/Small Bus. Set-Aside	0	0	0	0	0	0.000	0	0.000
Comb. Sm. Bus. Partial LSA (DOD contracts)	0	0	0	0	0	0.000	0	0.000
Subtotal:	0	0	0	0	0	0.000	0	0.000
LSA No Preference Given	4	934	15	458	19	100.000	1,392	100.000
Product or Service								
Supplies & Equipment	0	0	0	0	0	0.000	0	0.000
Research & Development	0	0	0	0	0	0.000	0	0.000
Construction	0	0	0	0	0	0.000	0	0.000
Architect Engineering	0	0	0	0	0	0.000	0	0.000
Automatic Data Processing Services	2	739	2	15	4	21.053	754	54.167
ADP Equipment, Purchase & Lease	0	0	1	15	1	5.263	15	1.078
Real Property, Purchase & Lease	0	0	0	0	0	0.000	0	0.000
Other Services	2	195	12	428	14	73.684	623	44.756

FEDERAL PROCUREMENT DATA SYSTEM
INTERSTATE COMMERCE COMMISSION SNAPSHOT REPORT
Actions Reported Individually on SF279
Fiscal Year 1988 Through Second Quarter

	PRE-CICA		POST-CICA		PRE- & POST-CICA			
	Actions	Dollars (000)	Actions	Dollars (000)	Actions	Percentage of Actions	Dollars (000)	Percentage of Dollars (000)
Methods of Contracting (Pre-CICA)								
2-step Formal Advertising	0	0	0	0	0	0.000	0	0.000
Other Formal Advertising	0	0	0	0	0	0.000	0	0.000
Negotiated Competitive	4	934	0	0	4	21.053	934	67.098
Negotiated Non-Competitive	0	0	0	0	0	0.000	0	0.000
Directed for Foreign Governments	0	0	0	0	0	0.000	0	0.000
Tariff or Regulated	0	0	0	0	0	0.000	0	0.000
8(a) Awards	0	0	0	0	0	0.000	0	0.000
Brand Name For Resale	0	0	0	0	0	0.000	0	0.000
Small Business Awards								
Small Business No Preference	0	0	5	195	5	26.316	195	14.009
Total Set-Asides	1	45	0	0	1	5.263	45	3.233
Partial Set-Asides	0	0	0	0	0	0.000	0	0.000
8(a) Awards	0	0	0	0	0	0.000	0	0.000
Subtotal:	1	45	5	195	6	31.579	240	17.241
Type of Contract								
Fixed Price	4	934	15	458	19	100.000	1,392	100.000
Cost Reimbursement	0	0	0	0	0	0.000	0	0.000
Time & Material	0	0	0	0	0	0.000	0	0.000
Labor Hour	0	0	0	0	0	0.000	0	0.000
Type of Contractor								
Business Concerns	2	736	15	458	17	89.474	1,194	85.776
Educational & Non-Profit	2	198	0	0	2	10.526	198	14.224
State/Local Government	0	0	0	0	0	0.000	0	0.000
Non-defined	0	0	0	0	0	0.000	0	0.000
Full and Open Competition (Post-CICA)								
Normal Full & Open Competition	0	0	4	58	4	21.053	58	4.167
Architect Engineering	0	0	0	0	0	0.000	0	0.000
Basic Research	0	0	0	0	0	0.000	0	0.000
Multiple Award	0	0	11	400	11	57.895	400	28.736
Alternate Source	0	0	0	0	0	0.000	0	0.000
Small Business Set-Aside	0	0	0	0	0	0.000	0	0.000
LSA Set-Aside	0	0	0	0	0	0.000	0	0.000
LSA/Small Business Set-Aside	0	0	0	0	0	0.000	0	0.000
Authority for Other Than Full and Open Competition (Post-CICA)								
Competitive								
Only One Source	0	0	0	0	0	0.000	0	0.000
Follow-on Contracts	0	0	0	0	0	0.000	0	0.000
Other	0	0	0	0	0	0.000	0	0.000
Unusual & Compelling Urgency	0	0	0	0	0	0.000	0	0.000
Mobilization/Essential R&D	0	0	0	0	0	0.000	0	0.000
International Agreement	0	0	0	0	0	0.000	0	0.000
National Security	0	0	0	0	0	0.000	0	0.000
Public Interest	0	0	0	0	0	0.000	0	0.000
Non-Competitive								
Only One Source	0	0	0	0	0	0.000	0	0.000
Follow-on Contracts	0	0	0	0	0	0.000	0	0.000
Other	0	0	0	0	0	0.000	0	0.000
Unusual & Compelling Urgency	0	0	0	0	0	0.000	0	0.000
Mobilization/Essential R&D	0	0	0	0	0	0.000	0	0.000
International Agreement	0	0	0	0	0	0.000	0	0.000
National Security	0	0	0	0	0	0.000	0	0.000
Public Interest	0	0	0	0	0	0.000	0	0.000
Not Available for Competition	0	0	0	0	0	0.000	0	0.000
Synopsis of Procurement Prior to Award								
Synopsized Prior to Award	3	889	4	58	7	36.842	947	68.032
Not Synopsized due to Emergency	0	0	0	0	0	0.000	0	0.000
Not Synopsized for Other Reasons	1	45	11	400	12	63.158	445	31.968
Women Owned Business	0	0	1	20	1	5.263	20	1.437
Full and Open with Only One Bidder/Offeree	0	0	8	324	8	42.105	324	23.276

FEDERAL PROCUREMENT DATA SYSTEM

MERIT SYSTEMS PROTECTION BOARD SNAPSHOT REPORT

Actions Reported in Summary on SF281

Fiscal Year 1988 Through Second Quarter

Part I - Total Prime Acquisition Actions

Acquisition Method	Number of Actions	Net Dollar Amount (000)				
		Total	Small Business Concerns	Large Business Concerns	Educational & Non-Profit Institutions	Outside U.S./ Outlying Areas
1. Total (2+7+8)	642	922				
2. Subtotal (3+4+5+6)	642	922	631	288	3	0
3. Formally Advertised (Including 2 Step)	0	0	0	0	0	0
4. Negotiated Competitive	360	547	504	43	0	0
5. Negotiated Non-Competitive	180	184	86	95	3	0
6. Procurement Under Another Agency's Contracts	102	191	41	150	0	0
6A. GSA Schedules	102	191	41	150	0	0
6B. Another Agency's Contracts	0	0	0	0	0	0
7. Directed Contracts For Foreign Governments	0	0	0	0	0	0
8. Tariff Or Regulated Acquisitions	0	0				

Part II - Statistics on Selected Types of Acquisition

Type of Acquisition	Number of Actions	Net Dollar Amount (000)
9. Small Business Total Set-Asides	138	174
10. Small Business Partial Set-Asides	0	0
11. Total Labor Surplus Area Set-Asides	0	0
12. Total Labor Surplus Area/Small Business Set-Asides	0	0
13. Acquisitions From Minority and Disadvantaged Business Enterprises (13A + 13B)	32	44
13A. Directed to Large Or Small Minority Business Enterprises	31	43
13B. Small Business - Disadvantaged 8(A)	1	1
14. Women-Owned Business	49	115

MERIT SYSTEMS PROTECTION BOARD SNAPSHOT REPORT

Actions Reported Individually on SF279

Fiscal Year 1988 Through Second Quarter

	PRE-CICA		POST-CICA		PRE- & POST-CICA			
	Actions	Dollars (000)	Actions	Dollars (000)	Actions	Percents of Actions	Dollars (000)	Percentage of Dollars (000)
Total	0	0	0	0	0	0.000	0	0.000
Subject To Statutory Requirements								
Walsh Healy Act - Mfg	0	0	0	0	0	0.000	0	0.000
Walsh Healy Act - Dealer	0	0	0	0	0	0.000	0	0.000
Service Contract Act	0	0	0	0	0	0.000	0	0.000
Davis Bacon Act	0	0	0	0	0	0.000	0	0.000
Not subject to Above 3 Acts	0	0	0	0	0	0.000	0	0.000
Kind of Contract Action								
Initial Letter Contract	0	0	0	0	0	0.000	0	0.000
Def. Cont. Superseding Letter Contract	0	0	0	0	0	0.000	0	0.000
New Definitive Contract	0	0	0	0	0	0.000	0	0.000
Order Under Agency's Contract	0	0	0	0	0	0.000	0	0.000
Modification	0	0	0	0	0	0.000	0	0.000
GSA Schedule	0	0	0	0	0	0.000	0	0.000
Order Under Other Agency's Contract	0	0	0	0	0	0.000	0	0.000
Termination for Default	0	0	0	0	0	0.000	0	0.000
Termination for Convenience	0	0	0	0	0	0.000	0	0.000
Labor Surplus Area (LSA)								
Total Set-Aside	0	0	0	0	0	0.000	0	0.000
Partial Set-Aside (DOD contracts)	0	0	0	0	0	0.000	0	0.000
Tie Bid Preference	0	0	0	0	0	0.000	0	0.000
Total LSA/Small Bus. Set-Aside	0	0	0	0	0	0.000	0	0.000
Comb. Sm. Bus. Partial LSA (DOD contracts)	0	0	0	0	0	0.000	0	0.000
Subtotal:	0	0	0	0	0	0.000	0	0.000
LSA No Preference Given	0	0	0	0	0	0.000	0	0.000
Product or Service								
Supplies & Equipment	0	0	0	0	0	0.000	0	0.000
Research & Development	0	0	0	0	0	0.000	0	0.000
Construction	0	0	0	0	0	0.000	0	0.000
Architect Engineering	0	0	0	0	0	0.000	0	0.000
Automatic Data Processing Services	0	0	0	0	0	0.000	0	0.000
ADP Equipment, Purchase & Lease	0	0	0	0	0	0.000	0	0.000
Real Property, Purchase & Lease	0	0	0	0	0	0.000	0	0.000
Other Services	0	0	0	0	0	0.000	0	0.000

FEDERAL PROCUREMENT DATA SYSTEM
MERIT SYSTEMS PROTECTION BOARD SNAPSHOT REPORT
 Actions Reported Individually on SF279
 Fiscal Year 1988 Through Second Quarter

	PRE-CICA		POST-CICA		PRE- & POST-CICA			
	Actions	Dollars (000)	Actions	Dollars (000)	Actions	Percentage of Actions	Dollars (000)	Percentage of Dollars (000)
Methods of Contracting (Pre-CICA)								
2-step Formal Advertising	0	0	0	0	0	0.000	0	0.000
Other Formal Advertising	0	0	0	0	0	0.000	0	0.000
Negotiated Competitive	0	0	0	0	0	0.000	0	0.000
Negotiated Non-Competitive	0	0	0	0	0	0.000	0	0.000
Directed for Foreign Governments	0	0	0	0	0	0.000	0	0.000
Tariff or Regulated	0	0	0	0	0	0.000	0	0.000
8(a) Awards	0	0	0	0	0	0.000	0	0.000
Brand Name For Resale	0	0	0	0	0	0.000	0	0.000
Small Business Awards								
Small Business No Preference	0	0	0	0	0	0.000	0	0.000
Total Set-Asides	0	0	0	0	0	0.000	0	0.000
Partial Set-Asides	0	0	0	0	0	0.000	0	0.000
8(a) Awards	0	0	0	0	0	0.000	0	0.000
Subtotal:	0	0	0	0	0	0.000	0	0.000
Type of Contract								
Fixed Price	0	0	0	0	0	0.000	0	0.000
Cost Reimbursement	0	0	0	0	0	0.000	0	0.000
Time & Material	0	0	0	0	0	0.000	0	0.000
Labor Hour	0	0	0	0	0	0.000	0	0.000
Type of Contractor								
Business Concerns	0	0	0	0	0	0.000	0	0.000
Educational & Non-Profit	0	0	0	0	0	0.000	0	0.000
State/Local Government	0	0	0	0	0	0.000	0	0.000
Non-defined	0	0	0	0	0	0.000	0	0.000
Full and Open Competition (Post-CICA)								
Normal Full & Open Competition	0	0	0	0	0	0.000	0	0.000
Architect Engineering	0	0	0	0	0	0.000	0	0.000
Basic Research	0	0	0	0	0	0.000	0	0.000
Multiple Award	0	0	0	0	0	0.000	0	0.000
Alternate Source	0	0	0	0	0	0.000	0	0.000
Small Business Set-Aside	0	0	0	0	0	0.000	0	0.000
LSA Set-Aside	0	0	0	0	0	0.000	0	0.000
LSA/Small Business Set-Aside	0	0	0	0	0	0.000	0	0.000
Authority for Other Than Full and Open Competition (Post-CICA)								
Competitive								
Only One Source	0	0	0	0	0	0.000	0	0.000
Follow-on Contracts	0	0	0	0	0	0.000	0	0.000
Other	0	0	0	0	0	0.000	0	0.000
Unusual & Compelling Urgency	0	0	0	0	0	0.000	0	0.000
Mobilization/Essential R&D	0	0	0	0	0	0.000	0	0.000
International Agreement	0	0	0	0	0	0.000	0	0.000
National Security	0	0	0	0	0	0.000	0	0.000
Public Interest	0	0	0	0	0	0.000	0	0.000
Non-Competitive								
Only One Source	0	0	0	0	0	0.000	0	0.000
Follow-on Contracts	0	0	0	0	0	0.000	0	0.000
Other	0	0	0	0	0	0.000	0	0.000
Unusual & Compelling Urgency	0	0	0	0	0	0.000	0	0.000
Mobilization/Essential R&D	0	0	0	0	0	0.000	0	0.000
International Agreement	0	0	0	0	0	0.000	0	0.000
National Security	0	0	0	0	0	0.000	0	0.000
Public Interest	0	0	0	0	0	0.000	0	0.000
Not Available for Competition	0	0	0	0	0	0.000	0	0.000
Synopsis of Procurement Prior to Award								
Synopsized Prior to Award	0	0	0	0	0	0.000	0	0.000
Not Synopsized due to Emergency	0	0	0	0	0	0.000	0	0.000
Not Synopsized for Other Reasons	0	0	0	0	0	0.000	0	0.000
Women Owned Business	0	0	0	0	0	0.000	0	0.000
Full and Open with Only One Bidder/Officer	0	0	0	0	0	0.000	0	0.000

FEDERAL PROCUREMENT DATA SYSTEM
NATIONAL AERONAUTICS & SPACE ADMIN SNAPSHOT REPORT
 Actions Reported in Summary on SF281
 Fiscal Year 1988 Through Second Quarter

Part I - Total Prime Acquisition Actions

Acquisition Method	Number of Actions	Net Dollar Amount (000)				
		Total	Small Business Concerns	Large Business Concerns	Educational & Non-Profit Institutions	Outside U.S./ Outlying Areas
1. Total (2+7+8)						
2. Subtotal (3+4+5+6)	35,594	68,890				
3. Formally Advertised (Including 2 Step)	35,594	68,890				
4. Negotiated Competitive	20	351	38,112	29,882	757	139
5. Negotiated Non-Competitive	11,683	29,549	195	156	0	0
6. Procurement Under Another Agency's Contracts	19,266	23,476	20,967	8,549	30	3
6A. GSA Schedules	4,625	15,514	12,031	10,582	727	136
6B. Another Agency's Contracts	4,625	15,514	4,919	10,595	0	0
7. Directed Contracts For Foreign Governments	0	0	4,919	10,595	0	0
8. Tariff Or Regulated Acquisitions	0	0	0	0	0	0

Part II - Statistics on Selected Types of Acquisition

Type of Acquisition	Number of Actions	Net Dollar Amount (000)
9. Small Business Total Set-Asides	12,027	26,081
10. Small Business Partial Set-Asides	0	0
11. Total Labor Surplus Area Set-Asides	0	0
12. Total Labor Surplus Area/Small Business Set-Asides	0	0
13. Acquisitions From Minority and Disadvantaged Business Enterprises (13A + 13B)	527	606
13A. Directed to Large Or Small Minority Business Enterprises	524	587
13B. Small Business - Disadvantaged 8(A)	3	19
14. Women-Owned Business	1,070	1,016

NATIONAL AERONAUTICS & SPACE ADMIN SNAPSHOT REPORT
 Actions Reported Individually on SF279
 Fiscal Year 1988 Through Second Quarter

	PRE-CICA		POST-CICA		PRE- & POST-CICA			
	Actions	Dollars (000)	Actions	Dollars (000)	Actions	Percents of Actions	Dollars (000)	Percentage of Dollars (000)
Total	1,943	3,107,588	3,137	1,315,282	5,080	100.000	4,422,870	100.000
Subject To Statutory Requirements								
Walsh Healy Act - Mfg	427	590,757	696	543,669	1,123	22.106	1,134,426	25.649
Walsh Healy Act - Dealer	152	79,807	355	93,558	507	9.980	173,365	3.920
Service Contract Act	305	471,802	460	363,885	765	15.059	835,687	18.895
Davis Bacon Act	19	112,943	309	55,756	328	6.457	168,699	3.814
Not subject to Above 3 Acts	1,040	1,852,279	1,317	258,414	2,357	46.398	2,110,693	47.722
Kind of Contract Action								
Initial Letter Contract	0	0	5	22,599	5	0.098	22,599	0.511
Def. Cont. Superseding Letter Contract	0	0	0	0	0	0.000	0	0.000
New Definitive Contract	0	0	724	177,293	724	14.252	177,293	4.009
Order Under Agency's Contract	0	0	2	106	2	0.039	106	0.002
Modification	1,917	3,106,260	2,225	1,103,118	4,142	81.535	4,209,378	95.173
GSA Schedule	26	1,328	174	11,914	200	3.937	13,242	0.299
Order Under Other Agency's Contract	0	0	6	428	6	0.118	428	0.010
Termination for Default	0	0	0	0	0	0.000	0	0.000
Termination for Convenience	0	0	1	-176	1	0.020	-176	-0.004
Labor Surplus Area (LSA)								
Total Set-Aside	0	0	1	55	1	0.020	55	0.001
Partial Set-Aside (DOD contracts)	0	0	0	0	0	0.000	0	0.000
Tie Bid Preference	0	0	0	0	0	0.000	0	0.000
Total LSA/Small Bus. Set-Aside	15	767	32	6,448	47	0.925	7,215	0.163
Comb. Sm. Bus. Partial LSA (DOD contracts)	0	0	0	0	0	0.000	0	0.000
Subtotal:	15	767	33	6,503	48	0.945	7,270	0.164
LSA No Preference Given	1,928	3,106,821	3,104	1,308,779	5,032	99.055	4,415,600	99.836
Product or Service								
Supplies & Equipment	159	336,146	397	387,544	556	10.945	723,690	16.362
Research & Development	862	1,370,747	1,125	376,190	1,987	39.114	1,746,937	39.498
Construction	40	135,925	336	61,770	376	7.402	197,695	4.470
Architect Engineering	24	4,023	102	20,812	126	2.480	24,835	0.562
Automatic Data Processing Services	85	34,908	105	65,622	190	3.740	100,530	2.273
ADP Equipment, Purchase & Lease	75	5,724	339	31,877	414	8.150	37,601	0.850
Real Property, Purchase & Lease	3	400	8	238	11	0.217	638	0.014
Other Services	695	1,219,715	725	371,229	1,420	27.953	1,590,944	35.971

FEDERAL PROCUREMENT DATA SYSTEM
NATIONAL AERONAUTICS & SPACE ADMIN SNAPSHOT REPORT
 Actions Reported Individually on SF279
 Fiscal Year 1988 Through Second Quarter

	PRE-CICA		POST-CICA		PRE- & POST-CICA			
	Actions	Dollars (000)	Actions	Dollars (000)	Actions	Percentage of Actions	Dollars (000)	Percentage of Dollars (000)
Methods of Contracting (Pre-CICA)								
2-step Formal Advertising	1	-2	0	0	1	0.020	-2	0.000
Other Formal Advertising	14	215	0	0	14	0.276	215	0.005
Negotiated Competitive	914	2,105,721	0	0	914	17.992	2,105,721	47.610
Negotiated Non-Competitive	898	975,314	0	0	898	17.677	975,314	22.052
Directed for Foreign Governments	0	0	0	0	0	0.000	0	0.000
Tariff or Regulated	8	5,770	0	0	8	0.157	5,770	0.130
8(a) Awards	108	20,570	0	0	108	2.126	20,570	0.465
Brand Name For Resale	0	0	0	0	0	0.000	0	0.000
Small Business Awards								
Small Business No Preference	205	20,944	627	100,115	832	16.378	121,059	2.737
Total Set-Asides	135	41,620	671	76,436	806	15.866	118,056	2.669
Partial Set-Asides	1	39	0	0	1	0.020	39	0.001
8(a) Awards	108	20,570	252	47,157	360	7.087	67,727	1.531
Subtotal:	449	83,173	1,550	223,708	1,999	39.350	306,881	6.939
Type of Contract								
Fixed Price	517	167,335	1,856	260,589	2,373	46.713	427,924	9.675
Cost Reimbursement	1,396	2,938,277	1,242	1,053,535	2,638	51.929	3,991,812	90.254
Time & Material	29	1,977	28	951	57	1.122	2,928	0.066
Labor Hour	1	-1	11	207	12	0.236	206	0.005
Type of Contractor								
Business Concerns	1,428	2,395,938	2,883	1,261,083	4,311	84.862	3,657,021	82.684
Educational & Non-Profit	372	672,198	114	19,475	486	9.567	691,673	15.639
State/Local Government	109	13,393	108	17,189	217	4.272	30,582	0.691
Non-defined	34	26,059	32	17,535	66	1.299	43,594	0.986
Full and Open Competition (Post-CICA)								
Normal Full & Open Competition	0	0	1,143	625,244	1,143	22.500	625,244	14.137
Architect Engineering	0	0	68	16,553	68	1.339	16,553	0.374
Basic Research	0	0	57	8,372	57	1.122	8,372	0.189
Multiple Award	0	0	286	13,041	286	5.630	13,041	0.295
Alternate Source	0	0	4	18,900	4	0.079	18,900	0.427
Small Business Set-Aside	0	0	639	69,988	639	12.579	69,988	1.582
LSA Set-Aside	0	0	1	55	1	0.020	55	0.001
LSA/Small Business Set-Aside	0	0	32	6,448	32	0.630	6,448	0.146
Authority for Other Than Full and Open Competition (Post-CICA)								
Competitive								
Only One Source	0	0	1	39	1	0.020	39	0.001
Follow-on Contracts	0	0	0	0	0	0.000	0	0.000
Other	0	0	0	0	0	0.000	0	0.000
Unusual & Compelling Urgency	0	0	8	152	8	0.157	152	0.003
Mobilization/Essential R&D	0	0	0	0	0	0.000	0	0.000
International Agreement	0	0	0	0	0	0.000	0	0.000
National Security	0	0	0	0	0	0.000	0	0.000
Public Interest	0	0	0	0	0	0.000	0	0.000
Non-Competitive								
Only One Source	0	0	204	273,992	204	4.016	273,992	6.195
Follow-on Contracts	0	0	72	51,373	72	1.417	51,373	1.162
Other	0	0	224	127,208	224	4.409	127,208	2.876
Unusual & Compelling Urgency	0	0	73	31,469	73	1.437	31,469	0.712
Mobilization/Essential R&D	0	0	28	4,796	28	0.551	4,796	0.108
International Agreement	0	0	2	8,755	2	0.039	8,755	0.198
National Security	0	0	2	336	2	0.039	336	0.008
Public Interest	0	0	0	0	0	0.000	0	0.000
Not Available for Competition	116	26,340	293	58,561	409	8.051	84,901	1.920
Synopsis of Procurement Prior to Award								
Synopsized Prior to Award	1,198	2,361,893	2,526	1,165,068	3,724	73.307	3,526,961	79.744
Not Synopsized due to Emergency	9	263	50	15,364	59	1.161	15,627	0.353
Not Synopsized for Other Reasons	736	745,432	561	134,850	1,297	25.531	880,282	19.903
Women Owned Business	41	6,225	81	15,156	122	2.402	21,381	0.483
Full and Open with Only One Bidder/Offeree	0	0	325	77,307	325	6.398	77,307	1.748

FEDERAL PROCUREMENT DATA SYSTEM
NAT'L ARCHIVES & RECORDS ADM SNAPSHOT REPORT

Actions Reported in Summary on SF281

Fiscal Year 1988 Through Second Quarter

Part I - Total Prime Acquisition Actions

Acquisition Method	Number of Actions	Net Dollar Amount (000)				
		Total	Small Business Concerns	Large Business Concerns	Educational & Non-Profit Institutions	Outside U.S./Outlying Areas
1. Total (2+7+8)	3,257	2,125				
2. Subtotal (3+4+5+6)	3,184	2,084	1,086	977	19	2
3. Formally Advertised (Including 2 Step)	0	0	0	0	0	0
4. Negotiated Competitive	800	517	401	115	1	0
5. Negotiated Non-Competitive	1,473	303	173	112	16	2
6. Procurement Under Another Agency's Contracts	911	1,264	512	750	2	0
6A. GSA Schedules	780	1,228	512	716	0	0
6B. Another Agency's Contracts	131	36	0	34	2	0
7. Directed Contracts For Foreign Governments	0	0	0	0	0	0
8. Tariff Or Regulated Acquisitions	73	41				

Part II - Statistics on Selected Types of Acquisition

Type of Acquisition	Number of Actions	Net Dollar Amount (000)
9. Small Business Total Set-Asides	903	461
10. Small Business Partial Set-Asides	0	0
11. Total Labor Surplus Area Set-Asides	0	0
12. Total Labor Surplus Area/Small Business Set-Asides	0	0
13. Acquisitions From Minority and Disadvantaged Business Enterprises (13A + 13B)	8	13
13A. Directed to Large Or Small Minority Business Enterprises	8	13
13B. Small Business - Disadvantaged 8(A)	0	0
14. Women-Owned Business	4	3

NAT'L ARCHIVES & RECORDS ADM SNAPSHOT REPORT

Actions Reported Individually on SF279

Fiscal Year 1988 Through Second Quarter

	PRE-CICA		POST-CICA		PRE- & POST-CICA			
	Actions	Dollars (000)	Actions	Dollars (000)	Actions	Percents of Actions	Dollars (000)	Percentage of Dollars (000)
Total	17	1,859	32	5,406	49	100.000	7,265	100.000
Subject To Statutory Requirements								
Walsh Healy Act - Mig	4	250	9	506	13	26.531	756	10.406
Walsh Healy Act - Dealer	1	90	0	0	1	2.041	90	1.239
Service Contract Act	9	1,164	18	3,303	27	55.102	4,467	61.487
Davis Bacon Act	0	0	0	0	0	0.000	0	0.000
Not subject to Above 3 Acts	3	355	5	1,597	8	16.327	1,952	26.869
Kind of Contract Action								
Initial Letter Contract	0	0	0	0	0	0.000	0	0.000
Def. Cont. Superseding Letter Contract	0	0	0	0	0	0.000	0	0.000
New Definitive Contract	0	0	0	0	0	0.000	0	0.000
Order Under Agency's Contract	0	0	24	4,988	24	48.980	4,988	68.658
Modification	2	85	1	24	3	6.122	109	1.500
GSA Schedule	7	676	7	394	14	28.571	1,070	14.728
Order Under Other Agency's Contract	8	1,098	0	0	8	16.327	1,098	15.114
Termination for Default	0	0	0	0	0	0.000	0	0.000
Termination for Convenience	0	0	0	0	0	0.000	0	0.000
Labor Surplus Area (LSA)								
Total Set-Aside	0	0	0	0	0	0.000	0	0.000
Partial Set-Aside (DOD contracts)	0	0	0	0	0	0.000	0	0.000
Tie Bid Preference	0	0	0	0	0	0.000	0	0.000
Total LSA/Small Bus. Set-Aside	0	0	0	0	0	0.000	0	0.000
Comb. Sm. Bus. Partial LSA (DOD contracts)	0	0	0	0	0	0.000	0	0.000
Subtotal:	0	0	0	0	0	0.000	0	0.000
LSA No Preference Given	17	1,859	32	5,406	49	100.000	7,265	100.000
Product or Service								
Supplies & Equipment	6	506	3	114	9	18.367	620	8.534
Research & Development	0	0	0	0	0	0.000	0	0.000
Construction	2	113	2	179	4	8.163	292	4.019
Architect Engineering	0	0	0	0	0	0.000	0	0.000
Automatic Data Processing Services	0	0	0	0	0	0.000	0	0.000
ADP Equipment, Purchase & Lease	0	0	0	0	0	0.000	0	0.000
Real Property, Purchase & Lease	0	0	1	49	1	2.041	49	0.674
Other Services	9	1,240	26	5,064	35	71.429	6,304	86.772

FEDERAL PROCUREMENT DATA SYSTEM
NAT'L ARCHIVES & RECORDS ADM SNAPSHOT REPORT
Actions Reported Individually on SF279
Fiscal Year 1988 Through Second Quarter

	PRE-CICA		POST-CICA		PRE- & POST-CICA			
	Actions	Dollars (000)	Actions	Dollars (000)	Actions	Percentage of Actions	Dollars (000)	Percentage of Dollars (000)
Methods of Contracting (Pre-CICA)								
2-step Formal Advertising	0	0	0	0	0	0.000	0	0.000
Other Formal Advertising	0	0	0	0	0	0.000	0	0.000
Negotiated Competitive	13	1,383	0	0	13	26.531	1,383	19.036
Negotiated Non-Competitive	0	0	0	0	0	0.000	0	0.000
Directed for Foreign Governments	0	0	0	0	0	0.000	0	0.000
Tariff or Regulated	4	476	0	0	4	8.163	476	6.552
8(a) Awards	0	0	0	0	0	0.000	0	0.000
Brand Name For Resale	0	0	0	0	0	0.000	0	0.000
Small Business Awards								
Small Business No Preference	7	878	12	1,955	19	38.776	2,833	38.995
Total Set-Asides	0	0	4	615	4	8.163	615	8.465
Partial Set-Asides	0	0	0	0	0	0.000	0	0.000
8(a) Awards	0	0	0	0	0	0.000	0	0.000
Subtotal:	7	878	16	2,570	23	46.939	3,448	47.460
Type of Contract								
Fixed Price	17	1,859	32	5,406	49	100.000	7,265	100.000
Cost Reimbursement	0	0	0	0	0	0.000	0	0.000
Time & Material	0	0	0	0	0	0.000	0	0.000
Labor Hour	0	0	0	0	0	0.000	0	0.000
Type of Contractor								
Business Concerns	16	1,811	30	5,085	46	93.878	6,896	94.921
Educational & Non-Profit	0	0	1	249	1	2.041	249	3.427
State/Local Government	1	48	1	72	2	4.082	120	1.652
Non-defined	0	0	0	0	0	0.000	0	0.000
Full and Open Competition (Post-CICA)								
Normal Full & Open Competition	0	0	12	1,929	12	24.490	1,929	26.552
Architect Engineering	0	0	0	0	0	0.000	0	0.000
Basic Research	0	0	0	0	0	0.000	0	0.000
Multiple Award	0	0	8	418	8	16.327	418	5.754
Alternate Source	0	0	0	0	0	0.000	0	0.000
Small Business Set-Aside	0	0	4	615	4	8.163	615	8.465
LSA Set-Aside	0	0	0	0	0	0.000	0	0.000
LSA/Small Business Set-Aside	0	0	0	0	0	0.000	0	0.000
Authority for Other Than Full and Open Competition (Post-CICA)								
Competitive								
Only One Source	0	0	0	0	0	0.000	0	0.000
Follow-on Contracts	0	0	0	0	0	0.000	0	0.000
Other	0	0	1	1,169	1	2.041	1,169	16.091
Unusual & Compelling Urgency	0	0	0	0	0	0.000	0	0.000
Mobilization/Essential R&D	0	0	0	0	0	0.000	0	0.000
International Agreement	0	0	0	0	0	0.000	0	0.000
National Security	0	0	0	0	0	0.000	0	0.000
Public Interest	0	0	0	0	0	0.000	0	0.000
Non-Competitive								
Only One Source	0	0	1	81	1	2.041	81	1.115
Follow-on Contracts	0	0	0	0	0	0.000	0	0.000
Other	0	0	0	0	0	0.000	0	0.000
Unusual & Compelling Urgency	0	0	0	0	0	0.000	0	0.000
Mobilization/Essential R&D	0	0	0	0	0	0.000	0	0.000
International Agreement	0	0	0	0	0	0.000	0	0.000
National Security	0	0	0	0	0	0.000	0	0.000
Public Interest	0	0	0	0	0	0.000	0	0.000
Not Available for Competition	4	476	6	1,194	10	20.408	1,670	22.987
Synopsis of Procurement Prior to Award								
Synopsized Prior to Award	6	760	13	1,174	19	38.776	1,934	26.621
Not Synopsized due to Emergency	0	0	1	1,276	1	2.041	1,276	17.564
Not Synopsized for Other Reasons	11	1,099	18	2,956	29	59.184	4,055	55.816
Women Owned Business	0	0	1	107	1	2.041	107	1.473
Full and Open with Only One Bidder/Officer	0	0	2	72	2	4.082	72	0.991

FEDERAL PROCUREMENT DATA SYSTEM
NATIONAL CAPITAL PLANNING COMMISSION SNAPSHOT REPORT

Actions Reported in Summary on SF281

Fiscal Year 1988 Through Second Quarter

Part I - Total Prime Acquisition Actions

Acquisition Method	Number of Actions	Net Dollar Amount (000)				
		Total	Small Business Concerns	Large Business Concerns	Educational & Non-Profit Institutions	Outside U.S./ Outlying Areas
1. Total (2+7+8)	91	38				
2. Subtotal (3+4+5+6)	91	38	19	16	3	0
3. Formally Advertised (Including 2 Step)	0	0	0	0	0	0
4. Negotiated Competitive	58	13	5	8	0	0
5. Negotiated Non-Competitive	12	7	4	0	3	0
6. Procurement Under Another Agency's Contracts	21	18	10	8	0	0
6A. GSA Schedules	15	10	2	8	0	0
6B. Another Agency's Contracts	6	8	8	0	0	0
7. Directed Contracts For Foreign Governments	0	0	0	0	0	0
8. Tariff Or Regulated Acquisitions	0	0	0	0	0	0

Part II - Statistics on Selected Types of Acquisition

Type of Acquisition	Number of Actions	Net Dollar Amount (000)
9. Small Business Total Set-Asides	0	0
10. Small Business Partial Set-Asides	0	0
11. Total Labor Surplus Area Set-Asides	0	0
12. Total Labor Surplus Area/Small Business Set-Asides	0	0
13. Acquisitions From Minority and Disadvantaged Business Enterprises (13A + 13B)	0	0
13A. Directed to Large Or Small Minority Business Enterprises	0	0
13B. Small Business - Disadvantaged 8(A)	0	0
14. Women-Owned Business	3	2

NATIONAL CAPITAL PLANNING COMMISSION SNAPSHOT REPORT

Actions Reported Individually on SF279

Fiscal Year 1988 Through Second Quarter

	PRE-CICA		POST-CICA		PRE- & POST-CICA			
	Actions	Dollars (000)	Actions	Dollars (000)	Actions	Percents of Actions	Dollars (000)	Percentage of Dollars (000)
Total	0	0	0	0	0	0.000	0	0.000
Subject To Statutory Requirements								
Walsh Healy Act - Mfg	0	0	0	0	0	0.000	0	0.000
Walsh Healy Act - Dealer	0	0	0	0	0	0.000	0	0.000
Service Contract Act	0	0	0	0	0	0.000	0	0.000
Davis Bacon Act	0	0	0	0	0	0.000	0	0.000
Not subject to Above 3 Acts	0	0	0	0	0	0.000	0	0.000
Kind of Contract Action								
Initial Letter Contract	0	0	0	0	0	0.000	0	0.000
Def. Cont. Superseding Letter Contract	0	0	0	0	0	0.000	0	0.000
New Definitive Contract	0	0	0	0	0	0.000	0	0.000
Order Under Agency's Contract	0	0	0	0	0	0.000	0	0.000
Modification	0	0	0	0	0	0.000	0	0.000
GSA Schedule	0	0	0	0	0	0.000	0	0.000
Order Under Other Agency's Contract	0	0	0	0	0	0.000	0	0.000
Termination for Default	0	0	0	0	0	0.000	0	0.000
Termination for Convenience	0	0	0	0	0	0.000	0	0.000
Labor Surplus Area (LSA)								
Total Set-Aside	0	0	0	0	0	0.000	0	0.000
Partial Set-Aside (DOD contracts)	0	0	0	0	0	0.000	0	0.000
Tie Bid Preference	0	0	0	0	0	0.000	0	0.000
Total LSA/Small Bus. Set-Aside	0	0	0	0	0	0.000	0	0.000
Comb. Sm. Bus. Partial LSA (DOD contracts)	0	0	0	0	0	0.000	0	0.000
Subtotal:	0	0	0	0	0	0.000	0	0.000
LSA No Preference Given	0	0	0	0	0	0.000	0	0.000
Product or Service								
Supplies & Equipment	0	0	0	0	0	0.000	0	0.000
Research & Development	0	0	0	0	0	0.000	0	0.000
Construction	0	0	0	0	0	0.000	0	0.000
Architect Engineering	0	0	0	0	0	0.000	0	0.000
Automatic Data Processing Services	0	0	0	0	0	0.000	0	0.000
ADP Equipment, Purchase & Lease	0	0	0	0	0	0.000	0	0.000
Real Property, Purchase & Lease	0	0	0	0	0	0.000	0	0.000
Other Services	0	0	0	0	0	0.000	0	0.000

FEDERAL PROCUREMENT DATA SYSTEM
NATIONAL CAPITAL PLANNING COMMISSION SNAPSHOT REPORT

Actions Reported Individually on SF279
 Fiscal Year 1988 Through Second Quarter

	PRE-CICA		POST-CICA		PRE- & POST-CICA			
	Actions	Dollars (000)	Actions	Dollars (000)	Actions	Percentage of Actions	Dollars (000)	Percentage of Dollars (000)
Methods of Contracting (Pre-CICA)								
2-step Formal Advertising	0	0	0	0	0	0.000	0	0.000
Other Formal Advertising	0	0	0	0	0	0.000	0	0.000
Negotiated Competitive	0	0	0	0	0	0.000	0	0.000
Negotiated Non-Competitive	0	0	0	0	0	0.000	0	0.000
Directed for Foreign Governments	0	0	0	0	0	0.000	0	0.000
Tariff or Regulated	0	0	0	0	0	0.000	0	0.000
8(a) Awards	0	0	0	0	0	0.000	0	0.000
Brand Name For Resale	0	0	0	0	0	0.000	0	0.000
Small Business Awards								
Small Business No Preference	0	0	0	0	0	0.000	0	0.000
Total Set-Asides	0	0	0	0	0	0.000	0	0.000
Partial Set-Asides	0	0	0	0	0	0.000	0	0.000
8(a) Awards	0	0	0	0	0	0.000	0	0.000
Subtotal:	0	0	0	0	0	0.000	0	0.000
Type of Contract								
Fixed Price	0	0	0	0	0	0.000	0	0.000
Cost Reimbursement	0	0	0	0	0	0.000	0	0.000
Time & Material	0	0	0	0	0	0.000	0	0.000
Labor Hour	0	0	0	0	0	0.000	0	0.000
Type of Contractor								
Business Concerns	0	0	0	0	0	0.000	0	0.000
Educational & Non-Profit	0	0	0	0	0	0.000	0	0.000
State/Local Government	0	0	0	0	0	0.000	0	0.000
Non-defined	0	0	0	0	0	0.000	0	0.000
Full and Open Competition (Post-CICA)								
Normal Full & Open Competition	0	0	0	0	0	0.000	0	0.000
Architect Engineering	0	0	0	0	0	0.000	0	0.000
Basic Research	0	0	0	0	0	0.000	0	0.000
Multiple Award	0	0	0	0	0	0.000	0	0.000
Alternate Source	0	0	0	0	0	0.000	0	0.000
Small Business Set-Aside	0	0	0	0	0	0.000	0	0.000
LSA Set-Aside	0	0	0	0	0	0.000	0	0.000
LSA/Small Business Set-Aside	0	0	0	0	0	0.000	0	0.000
Authority for Other Than Full and Open Competition (Post-CICA)								
Competitive								
Only One Source	0	0	0	0	0	0.000	0	0.000
Follow-on Contracts	0	0	0	0	0	0.000	0	0.000
Other	0	0	0	0	0	0.000	0	0.000
Unusual & Compelling Urgency	0	0	0	0	0	0.000	0	0.000
Mobilization/Essential R&D	0	0	0	0	0	0.000	0	0.000
International Agreement	0	0	0	0	0	0.000	0	0.000
National Security	0	0	0	0	0	0.000	0	0.000
Public Interest	0	0	0	0	0	0.000	0	0.000
Non-Competitive								
Only One Source	0	0	0	0	0	0.000	0	0.000
Follow-on Contracts	0	0	0	0	0	0.000	0	0.000
Other	0	0	0	0	0	0.000	0	0.000
Unusual & Compelling Urgency	0	0	0	0	0	0.000	0	0.000
Mobilization/Essential R&D	0	0	0	0	0	0.000	0	0.000
International Agreement	0	0	0	0	0	0.000	0	0.000
National Security	0	0	0	0	0	0.000	0	0.000
Public Interest	0	0	0	0	0	0.000	0	0.000
Not Available for Competition	0	0	0	0	0	0.000	0	0.000
Synopsis of Procurement Prior to Award								
Synopsized Prior to Award	0	0	0	0	0	0.000	0	0.000
Not Synopsized due to Emergency	0	0	0	0	0	0.000	0	0.000
Not Synopsized for Other Reasons	0	0	0	0	0	0.000	0	0.000
Women Owned Business	0	0	0	0	0	0.000	0	0.000
Full and Open with Only One Bidder/Officer	0	0	0	0	0	0.000	0	0.000

FEDERAL PROCUREMENT DATA SYSTEM

NATL FOUNDATION ON ARTS AND HUMANITIES SNAPSHOT REPORT

Actions Reported in Summary on SF281

Fiscal Year 1988 Through Second Quarter

Part I - Total Prime Acquisition Actions

Acquisition Method	Number of Actions	Net Dollar Amount (000)				
		Total	Small Business Concerns	Large Business Concerns	Educational & Non-Profit Institutions	Outside U.S./ Outlying Areas
1. Total (2+7+8)	370	253				
2. Subtotal (3+4+5+6)	370	253	158	92	3	0
3. Formally Advertised (Including 2 Step)	0	0	0	0	0	0
4. Negotiated Competitive	199	141	109	32	0	0
5. Negotiated Non-Competitive	97	71	34	34	3	0
6. Procurement Under Another Agency's Contracts	74	41	15	26	0	0
6A. GSA Schedules	74	41	15	26	0	0
6B. Another Agency's Contracts	0	0	0	0	0	0
7. Directed Contracts For Foreign Governments	0	0	0	0	0	0
8. Tariff Or Regulated Acquisitions	0	0	0	0	0	0

Part II - Statistics on Selected Types of Acquisition

Type of Acquisition	Number of Actions	Net Dollar Amount (000)
9. Small Business Total Set-Asides	5	29
10. Small Business Partial Set-Asides	0	0
11. Total Labor Surplus Area Set-Asides	0	0
12. Total Labor Surplus Area/Small Business Set-Asides	0	0
13. Acquisitions From Minority and Disadvantaged Business Enterprises (13A + 13B)	0	0
13A. Directed to Large Or Small Minority Business Enterprises	3	3
13B. Small Business - Disadvantaged 8(A)	3	3
14. Women-Owned Business	0	0
	30	58

NATL FOUNDATION ON ARTS AND HUMANITIES SNAPSHOT REPORT

Actions Reported Individually on SF279

Fiscal Year 1988 Through Second Quarter

	PRE-CICA		POST-CICA		PRE- & POST-CICA			
	Actions	Dollars (000)	Actions	Dollars (000)	Actions	Percents of Actions	Dollars (000)	Percentage of Dollars (000)
Total	0	0	5	806	5	100.000	806	100.000
Subject To Statutory Requirements								
Walsh Healy Act - Mfg	0	0	2	567	2	40.000	567	70.347
Walsh Healy Act - Dealer	0	0	0	0	0	0.000	0	0.000
Service Contract Act	0	0	1	173	1	20.000	173	21.464
Davis Bacon Act	0	0	0	0	0	0.000	0	0.000
Not subject to Above 3 Acts	0	0	2	66	2	40.000	66	8.189
Kind of Contract Action								
Initial Letter Contract	0	0	0	0	0	0.000	0	0.000
Def. Cont. Superseding Letter Contract	0	0	0	0	0	0.000	0	0.000
New Definitive Contract	0	0	3	239	3	60.000	239	29.653
Order Under Agency's Contract	0	0	0	0	0	0.000	0	0.000
Modification	0	0	0	0	0	0.000	0	0.000
GSA Schedule	0	0	2	567	2	40.000	567	70.347
Order Under Other Agency's Contract	0	0	0	0	0	0.000	0	0.000
Termination for Default	0	0	0	0	0	0.000	0	0.000
Termination for Convenience	0	0	0	0	0	0.000	0	0.000
Labor Surplus Area (LSA)								
Total Set-Aside	0	0	0	0	0	0.000	0	0.000
Partial Set-Aside (DOD contracts)	0	0	0	0	0	0.000	0	0.000
Tie Bid Preference	0	0	0	0	0	0.000	0	0.000
Total LSA/Small Bus. Set-Aside	0	0	0	0	0	0.000	0	0.000
Comb. Sm. Bus. Partial LSA (DOD contracts)	0	0	0	0	0	0.000	0	0.000
Subtotal:	0	0	0	0	0	0.000	0	0.000
LSA No Preference Given	0	0	5	806	5	100.000	806	100.000
Product or Service								
Supplies & Equipment	0	0	0	0	0	0.000	0	0.000
Research & Development	0	0	0	0	0	0.000	0	0.000
Construction	0	0	0	0	0	0.000	0	0.000
Architect Engineering	0	0	0	0	0	0.000	0	0.000
Automatic Data Processing Services	0	0	0	0	0	0.000	0	0.000
ADP Equipment, Purchase & Lease	0	0	1	531	1	20.000	531	65.881
Real Property, Purchase & Lease	0	0	0	0	0	0.000	0	0.000
Other Services	0	0	4	275	4	80.000	275	34.119

NATL FOUNDATION ON ARTS AND HUMANITIES SNAPSHOT REPORT

Actions Reported Individually on SF279

Fiscal Year 1988 Through Second Quarter

	PRE-CICA		POST-CICA		PRE-& POST-CICA			
	Actions	Dollars (000)	Actions	Dollars (000)	Actions	Percentage of Actions	Dollars (000)	Percentage of Dollars (000)
Methods of Contracting (Pre-CICA)								
2-step Formal Advertising	0	0	0	0	0	0.000	0	0.000
Other Formal Advertising	0	0	0	0	0	0.000	0	0.000
Negotiated Competitive	0	0	0	0	0	0.000	0	0.000
Negotiated Non-Competitive	0	0	0	0	0	0.000	0	0.000
Directed for Foreign Governments	0	0	0	0	0	0.000	0	0.000
Tariff or Regulated	0	0	0	0	0	0.000	0	0.000
8(a) Awards	0	0	0	0	0	0.000	0	0.000
Brand Name For Resale	0	0	0	0	0	0.000	0	0.000
Small Business Awards								
Small Business No Preference	0	0	2	66	2	40.000	66	8.189
Total Set-Asides	0	0	0	0	0	0.000	0	0.000
Partial Set-Asides	0	0	0	0	0	0.000	0	0.000
8(a) Awards	0	0	0	0	0	0.000	0	0.000
Subtotal:	0	0	2	66	2	40.000	66	8.189
Type of Contract								
Fixed Price	0	0	5	806	5	100.000	806	100.000
Cost Reimbursement	0	0	0	0	0	0.000	0	0.000
Time & Material	0	0	0	0	0	0.000	0	0.000
Labor Hour	0	0	0	0	0	0.000	0	0.000
Type of Contractor								
Business Concerns	0	0	5	806	5	100.000	806	100.000
Educational & Non-Profit	0	0	0	0	0	0.000	0	0.000
State/Local Government	0	0	0	0	0	0.000	0	0.000
Non-defined	0	0	0	0	0	0.000	0	0.000
Full and Open Competition (Post-CICA)								
Normal Full & Open Competition	0	0	1	173	1	20.000	173	21.464
Architect Engineering	0	0	0	0	0	0.000	0	0.000
Basic Research	0	0	0	0	0	0.000	0	0.000
Multiple Award	0	0	2	567	2	40.000	567	70.347
Alternate Source	0	0	0	0	0	0.000	0	0.000
Small Business Set-Aside	0	0	0	0	0	0.000	0	0.000
LSA Set-Aside	0	0	0	0	0	0.000	0	0.000
LSA/Small Business Set-Aside	0	0	0	0	0	0.000	0	0.000
Authority for Other Than Full and Open Competition (Post-CICA)								
Competitive								
Only One Source	0	0	0	0	0	0.000	0	0.000
Follow-on Contracts	0	0	0	0	0	0.000	0	0.000
Other	0	0	0	0	0	0.000	0	0.000
Unusual & Compelling Urgency	0	0	0	0	0	0.000	0	0.000
Mobilization/Essential R&D	0	0	0	0	0	0.000	0	0.000
International Agreement	0	0	0	0	0	0.000	0	0.000
National Security	0	0	0	0	0	0.000	0	0.000
Public Interest	0	0	0	0	0	0.000	0	0.000
Non-Competitive								
Only One Source	0	0	0	0	0	0.000	0	0.000
Follow-on Contracts	0	0	0	0	0	0.000	0	0.000
Other	0	0	0	0	0	0.000	0	0.000
Unusual & Compelling Urgency	0	0	0	0	0	0.000	0	0.000
Mobilization/Essential R&D	0	0	0	0	0	0.000	0	0.000
International Agreement	0	0	0	0	0	0.000	0	0.000
National Security	0	0	0	0	0	0.000	0	0.000
Public Interest	0	0	0	0	0	0.000	0	0.000
Not Available for Competition	0	0	2	66	2	40.000	66	8.189
Synopsis of Procurement Prior to Award								
Synopsized Prior to Award	0	0	3	740	3	60.000	740	91.811
Not Synopsized due to Emergency	0	0	0	0	0	0.000	0	0.000
Not Synopsized for Other Reasons	0	0	2	66	2	40.000	66	8.189
Women Owned Business	0	0	2	66	2	40.000	66	8.189
Full and Open with Only One Bidder/Offoror	0	0	0	0	0	0.000	0	0.000

FEDERAL PROCUREMENT DATA SYSTEM
NATIONAL GALLERY OF ART SNAPSHOT REPORT

Actions Reported in Summary on SF281

Fiscal Year 1988 Through Second Quarter

Part I - Total Prime Acquisition Actions

Acquisition Method	Number of Actions	Net Dollar Amount (000)				
		Total	Small Business Concerns	Large Business Concerns	Educational & Non-Profit Institutions	Outside U.S./ Outlying Areas
1. Total (2+7+8)	701	805				
2. Subtotal (3+4+5+6)	701	805	805	0	0	0
3. Formally Advertised (Including 2 Step)	0	0	0	0	0	0
4. Negotiated Competitive	0	0	0	0	0	0
5. Negotiated Non-Competitive	701	805	805	0	0	0
6. Procurement Under Another Agency's Contracts	0	0	0	0	0	0
6A. GSA Schedules	0	0	0	0	0	0
6B. Another Agency's Contracts	0	0	0	0	0	0
7. Directed Contracts For Foreign Governments	0	0	0	0	0	0
8. Tariff Or Regulated Acquisitions	0	0	0	0	0	0

Part II - Statistics on Selected Types of Acquisition

Type of Acquisition	Number of Actions	Net Dollar Amount (000)
9. Small Business Total Set-Asides	0	0
10. Small Business Partial Set-Asides	0	0
11. Total Labor Surplus Area Set-Asides	0	0
12. Total Labor Surplus Area/Small Business Set-Asides	0	0
13. Acquisitions From Minority and Disadvantaged Business Enterprises (13A + 13B)	0	0
13A. Directed to Large Or Small Minority Business Enterprises	0	0
13B. Small Business - Disadvantaged 8(A)	0	0
14. Women-Owned Business	0	0

NATIONAL GALLERY OF ART SNAPSHOT REPORT

Actions Reported Individually on SF279

Fiscal Year 1988 Through Second Quarter

	PRE-CICA		POST-CICA		PRE- & POST-CICA			
	Actions	Dollars (000)	Actions	Dollars (000)	Actions	Percents of Actions	Dollars (000)	Percentage of Dollars (000)
Total	0	0	6	522	6	100.000	522	100.000
Subject To Statutory Requirements								
Walsh Healy Act - Mfg	0	0	0	0	0	0.000	0	0.000
Walsh Healy Act - Dealer	0	0	0	0	0	0.000	0	0.000
Service Contract Act	0	0	0	0	0	0.000	0	0.000
Davis Bacon Act	0	0	0	0	0	0.000	0	0.000
Not subject to Above 3 Acts	0	0	6	522	6	100.000	522	100.000
Kind of Contract Action								
Initial Letter Contract	0	0	0	0	0	0.000	0	0.000
Def. Cont. Superseding Letter Contract	0	0	2	158	2	33.333	158	30.268
New Definitive Contract	0	0	4	364	4	66.667	364	69.732
Order Under Agency's Contract	0	0	0	0	0	0.000	0	0.000
Modification	0	0	0	0	0	0.000	0	0.000
GSA Schedule	0	0	0	0	0	0.000	0	0.000
Order Under Other Agency's Contract	0	0	0	0	0	0.000	0	0.000
Termination for Default	0	0	0	0	0	0.000	0	0.000
Termination for Convenience	0	0	0	0	0	0.000	0	0.000
Labor Surplus Area (LSA)								
Total Set-Aside	0	0	0	0	0	0.000	0	0.000
Partial Set-Aside (DOD contracts)	0	0	0	0	0	0.000	0	0.000
Tie Bid Preference	0	0	0	0	0	0.000	0	0.000
Total LSA/Small Bus. Set-Aside	0	0	0	0	0	0.000	0	0.000
Comb. Sm. Bus. Partial LSA (DOD contracts)	0	0	0	0	0	0.000	0	0.000
Subtotal:	0	0	0	0	0	0.000	0	0.000
LSA No Preference Given	0	0	6	522	6	100.000	522	100.000
Product or Service								
Supplies & Equipment	0	0	0	0	0	0.000	0	0.000
Research & Development	0	0	0	0	0	0.000	0	0.000
Construction	0	0	6	522	6	100.000	522	100.000
Architect Engineering	0	0	0	0	0	0.000	0	0.000
Automatic Data Processing Services	0	0	0	0	0	0.000	0	0.000
ADP Equipment, Purchase & Lease	0	0	0	0	0	0.000	0	0.000
Real Property, Purchase & Lease	0	0	0	0	0	0.000	0	0.000
Other Services	0	0	0	0	0	0.000	0	0.000

FEDERAL PROCUREMENT DATA SYSTEM
NATIONAL GALLERY OF ART SNAPSHOT REPORT
 Actions Reported Individually on SF279
 Fiscal Year 1988 Through Second Quarter

	PRE-CICA		POST-CICA		PRE- & POST-CICA			
	Actions	Dollars (000)	Actions	Dollars (000)	Actions	Percentage of Actions	Dollars (000)	Percentage of Dollars (000)
Methods of Contracting (Pre-CICA)								
2-step Formal Advertising	0	0	0	0	0	0.000	0	0.000
Other Formal Advertising	0	0	0	0	0	0.000	0	0.000
Negotiated Competitive	0	0	0	0	0	0.000	0	0.000
Negotiated Non-Competitive	0	0	0	0	0	0.000	0	0.000
Directed for Foreign Governments	0	0	0	0	0	0.000	0	0.000
Tariff or Regulated	0	0	0	0	0	0.000	0	0.000
8(a) Awards	0	0	0	0	0	0.000	0	0.000
Brand Name For Resale	0	0	0	0	0	0.000	0	0.000
Small Business Awards								
Small Business No Preference	0	0	6	522	6	100.000	522	100.000
Total Set-Asides	0	0	0	0	0	0.000	0	0.000
Partial Set-Asides	0	0	0	0	0	0.000	0	0.000
8(a) Awards	0	0	0	0	0	0.000	0	0.000
Subtotal:	0	0	6	522	6	100.000	522	100.000
Type of Contract								
Fixed Price	0	0	0	0	0	0.000	0	0.000
Cost Reimbursement	0	0	0	0	0	0.000	0	0.000
Time & Material	0	0	6	522	6	100.000	522	100.000
Labor Hour	0	0	0	0	0	0.000	0	0.000
Type of Contractor								
Business Concerns	0	0	6	522	6	100.000	522	100.000
Educational & Non-Profit	0	0	0	0	0	0.000	0	0.000
State/Local Government	0	0	0	0	0	0.000	0	0.000
Non-defined	0	0	0	0	0	0.000	0	0.000
Full and Open Competition (Post-CICA)								
Normal Full & Open Competition	0	0	0	0	0	0.000	0	0.000
Architect Engineering	0	0	0	0	0	0.000	0	0.000
Basic Research	0	0	0	0	0	0.000	0	0.000
Multiple Award	0	0	0	0	0	0.000	0	0.000
Alternate Source	0	0	0	0	0	0.000	0	0.000
Small Business Set-Aside	0	0	0	0	0	0.000	0	0.000
LSA Set-Aside	0	0	0	0	0	0.000	0	0.000
LSA/Small Business Set-Aside	0	0	0	0	0	0.000	0	0.000
Authority for Other Than Full and Open Competition (Post-CICA)								
Competitive								
Only One Source	0	0	0	0	0	0.000	0	0.000
Follow-on Contracts	0	0	0	0	0	0.000	0	0.000
Other	0	0	0	0	0	0.000	0	0.000
Unusual & Compelling Urgency	0	0	0	0	0	0.000	0	0.000
Mobilization/Essential R&D	0	0	0	0	0	0.000	0	0.000
International Agreement	0	0	0	0	0	0.000	0	0.000
National Security	0	0	0	0	0	0.000	0	0.000
Public Interest	0	0	0	0	0	0.000	0	0.000
Non-Competitive								
Only One Source	0	0	0	0	0	0.000	0	0.000
Follow-on Contracts	0	0	0	0	0	0.000	0	0.000
Other	0	0	6	522	6	100.000	522	100.000
Unusual & Compelling Urgency	0	0	0	0	0	0.000	0	0.000
Mobilization/Essential R&D	0	0	0	0	0	0.000	0	0.000
International Agreement	0	0	0	0	0	0.000	0	0.000
National Security	0	0	0	0	0	0.000	0	0.000
Public Interest	0	0	0	0	0	0.000	0	0.000
Not Available for Competition	0	0	0	0	0	0.000	0	0.000
Synopsis of Procurement Prior to Award								
Synopsized Prior to Award	0	0	0	0	0	0.000	0	0.000
Not Synopsized due to Emergency	0	0	1	30	1	16.667	30	5.747
Not Synopsized for Other Reasons	0	0	5	492	5	83.333	492	94.253
Women Owned Business	0	0	1	30	1	16.667	30	5.747
Full and Open with Only One Bidder/Officer	0	0	0	0	0	0.000	0	0.000

FEDERAL PROCUREMENT DATA SYSTEM
NATIONAL LABOR RELATIONS BOARD SNAPSHOT REPORT

Actions Reported Individually on SF279
 Fiscal Year 1988 Through Second Quarter

	PRE-CICA		POST-CICA		PRE- & POST-CICA			
	Actions	Dollars (000)	Actions	Dollars (000)	Actions	Percentage of Actions	Dollars (000)	Percentage of Dollars (000)
Methods of Contracting (Pre-CICA)								
2-step Formal Advertising	0	0	0	0	0	0.000	0	0.000
Other Formal Advertising	0	0	0	0	0	0.000	0	0.000
Negotiated Competitive	2	75	0	0	2	8.333	75	4.440
Negotiated Non-Competitive	0	0	0	0	0	0.000	0	0.000
Directed for Foreign Governments	0	0	0	0	0	0.000	0	0.000
Tariff or Regulated	0	0	0	0	0	0.000	0	0.000
8(a) Awards	0	0	0	0	0	0.000	0	0.000
Brand Name For Resale	0	0	0	0	0	0.000	0	0.000
Small Business Awards								
Small Business No Preference	0	0	2	73	2	8.333	73	4.322
Total Set-Asides	0	0	0	0	0	0.000	0	0.000
Partial Set-Asides	0	0	0	0	0	0.000	0	0.000
8(a) Awards	0	0	0	0	0	0.000	0	0.000
Subtotal:	0	0	2	73	2	8.333	73	4.322
Type of Contract								
Fixed Price	2	75	22	1,614	24	100.000	1,689	100.000
Cost Reimbursement	0	0	0	0	0	0.000	0	0.000
Time & Material	0	0	0	0	0	0.000	0	0.000
Labor Hour	0	0	0	0	0	0.000	0	0.000
Type of Contractor								
Business Concerns	2	75	22	1,614	24	100.000	1,689	100.000
Educational & Non-Profit	0	0	0	0	0	0.000	0	0.000
State/Local Government	0	0	0	0	0	0.000	0	0.000
Non-defined	0	0	0	0	0	0.000	0	0.000
Full and Open Competition (Post-CICA)								
Normal Full & Open Competition	0	0	4	201	4	16.667	201	11.901
Architect Engineering	0	0	0	0	0	0.000	0	0.000
Basic Research	0	0	0	0	0	0.000	0	0.000
Multiple Award	0	0	13	812	13	54.167	812	48.076
Alternate Source	0	0	0	0	0	0.000	0	0.000
Small Business Set-Aside	0	0	0	0	0	0.000	0	0.000
LSA Set-Aside	0	0	0	0	0	0.000	0	0.000
LSA/Small Business Set-Aside	0	0	0	0	0	0.000	0	0.000
Authority for Other Than Full and Open Competition (Post-CICA)								
Competitive								
Only One Source	0	0	4	392	4	16.667	392	23.209
Follow-on Contracts	0	0	0	0	0	0.000	0	0.000
Other	0	0	0	0	0	0.000	0	0.000
Unusual & Compelling Urgency	0	0	0	0	0	0.000	0	0.000
Mobilization/Essential R&D	0	0	0	0	0	0.000	0	0.000
International Agreement	0	0	0	0	0	0.000	0	0.000
National Security	0	0	0	0	0	0.000	0	0.000
Public Interest	0	0	0	0	0	0.000	0	0.000
Non-Competitive								
Only One Source	0	0	1	209	1	4.167	209	12.374
Follow-on Contracts	0	0	0	0	0	0.000	0	0.000
Other	0	0	0	0	0	0.000	0	0.000
Unusual & Compelling Urgency	0	0	0	0	0	0.000	0	0.000
Mobilization/Essential R&D	0	0	0	0	0	0.000	0	0.000
International Agreement	0	0	0	0	0	0.000	0	0.000
National Security	0	0	0	0	0	0.000	0	0.000
Public Interest	0	0	0	0	0	0.000	0	0.000
Not Available for Competition	0	0	0	0	0	0.000	0	0.000
Synopsis of Procurement Prior to Award								
Synopsized Prior to Award	0	0	0	0	0	0.000	0	0.000
Not Synopsized due to Emergency	0	0	0	0	0	0.000	0	0.000
Not Synopsized for Other Reasons	2	75	22	1,614	24	100.000	1,689	100.000
Women Owned Business	0	0	0	0	0	0.000	0	0.000
Full and Open with Only One Bidder/Offeror	0	0	0	0	0	0.000	0	0.000

FEDERAL PROCUREMENT DATA SYSTEM

NATIONAL MEDIATION BOARD SNAPSHOT REPORT

Actions Reported in Summary on SF281

Fiscal Year 1988 Through Second Quarter

Part I - Total Prime Acquisition Actions

Acquisition Method	Number of Actions	Net Dollar Amount (000)				
		Total	Small Business Concerns	Large Business Concerns	Educational & Non-Profit Institutions	Outside U.S./Outlying Areas
1. Total (2+7+8)	59	34				
2. Subtotal (3+4+5+6)	59	34	7	27	0	0
3. Formally Advertised (Including 2 Step)	0	0	0	0	0	0
4. Negotiated Competitive	3	3	1	2	0	0
5. Negotiated Non-Competitive	47	23	6	17	0	0
6. Procurement Under Another Agency's Contracts	9	8	0	8	0	0
6A. GSA Schedules	9	8	0	8	0	0
6B. Another Agency's Contracts	0	0	0	0	0	0
7. Directed Contracts For Foreign Governments	0	0				
8. Tariff Or Regulated Acquisitions	0	0				

Part II - Statistics on Selected Types of Acquisition

Type of Acquisition	Number of Actions	Net Dollar Amount (000)
9. Small Business Total Set-Asides	0	0
10. Small Business Partial Set-Asides	0	0
11. Total Labor Surplus Area Set-Asides	0	0
12. Total Labor Surplus Area/Small Business Set-Asides	0	0
13. Acquisitions From Minority and Disadvantaged Business Enterprises (13A + 13B)	0	0
13A. Directed to Large Or Small Minority Business Enterprises	0	0
13B. Small Business - Disadvantaged 8(A)	0	0
14. Women-Owned Business	0	0

NATIONAL MEDIATION BOARD SNAPSHOT REPORT

Actions Reported Individually on SF279

Fiscal Year 1988 Through Second Quarter

	PRE-CICA		POST-CICA		PRE- & POST-CICA			
	Actions	Dollars (000)	Actions	Dollars (000)	Actions	Percents of Actions	Dollars (000)	Percentage of Dollars (000)
Total	0	0	58	843	58	100.000	843	100.000
Subject To Statutory Requirements								
Walsh Healy Act - Mfg	0	0	0	0	0	0.000	0	0.000
Walsh Healy Act - Dealer	0	0	0	0	0	0.000	0	0.000
Service Contract Act	0	0	2	50	2	3.448	50	5.931
Davis Bacon Act	0	0	0	0	0	0.000	0	0.000
Not subject to Above 3 Acts	0	0	56	793	56	96.552	793	94.069
Kind of Contract Action								
Initial Letter Contract	0	0	0	0	0	0.000	0	0.000
Def. Cont. Superseding Letter Contract	0	0	0	0	0	0.000	0	0.000
New Definitive Contract	0	0	43	696	43	74.138	696	82.562
Order Under Agency's Contract	0	0	0	0	0	0.000	0	0.000
Modification	0	0	13	97	13	22.414	97	11.507
GSA Schedule	0	0	2	50	2	3.448	50	5.931
Order Under Other Agency's Contract	0	0	0	0	0	0.000	0	0.000
Termination for Default	0	0	0	0	0	0.000	0	0.000
Termination for Convenience	0	0	0	0	0	0.000	0	0.000
Labor Surplus Area (LSA)								
Total Set-Aside	0	0	0	0	0	0.000	0	0.000
Partial Set-Aside (DOD contracts)	0	0	0	0	0	0.000	0	0.000
Tie Bid Preference	0	0	0	0	0	0.000	0	0.000
Total LSA/Small Bus. Set-Aside	0	0	0	0	0	0.000	0	0.000
Comb. Sm. Bus. Partial LSA (DOD contracts)	0	0	0	0	0	0.000	0	0.000
Subtotal:	0	0	0	0	0	0.000	0	0.000
LSA No Preference Given	0	0	58	843	58	100.000	843	100.000
Product or Service								
Supplies & Equipment	0	0	0	0	0	0.000	0	0.000
Research & Development	0	0	0	0	0	0.000	0	0.000
Construction	0	0	0	0	0	0.000	0	0.000
Architect Engineering	0	0	0	0	0	0.000	0	0.000
Automatic Data Processing Services	0	0	0	0	0	0.000	0	0.000
ADP Equipment, Purchase & Lease	0	0	1	22	1	1.724	22	2.610
Real Property, Purchase & Lease	0	0	0	0	0	0.000	0	0.000
Other Services	0	0	57	821	57	98.276	821	97.390

FEDERAL PROCUREMENT DATA SYSTEM
NATIONAL MEDIATION BOARD SNAPSHOT REPORT
Actions Reported Individually on SF279
Fiscal Year 1988 Through Second Quarter

	PRE-CICA		POST-CICA		PRE- & POST-CICA			
	Actions	Dollars (000)	Actions	Dollars (000)	Actions	Percentage of Actions	Dollars (000)	Percentage of Dollars (000)
Methods of Contracting (Pre-CICA)								
2-step Formal Advertising	0	0	0	0	0	0.000	0	0.000
Other Formal Advertising	0	0	0	0	0	0.000	0	0.000
Negotiated Competitive	0	0	0	0	0	0.000	0	0.000
Negotiated Non-Competitive	0	0	0	0	0	0.000	0	0.000
Directed for Foreign Governments	0	0	0	0	0	0.000	0	0.000
Tariff or Regulated	0	0	0	0	0	0.000	0	0.000
8(a) Awards	0	0	0	0	0	0.000	0	0.000
Brand Name For Resale	0	0	0	0	0	0.000	0	0.000
Small Business Awards								
Small Business No Preference	0	0	56	793	56	96.552	793	94.069
Total Set-Asides	0	0	0	0	0	0.000	0	0.000
Partial Set-Asides	0	0	0	0	0	0.000	0	0.000
8(a) Awards	0	0	0	0	0	0.000	0	0.000
Subtotal:	0	0	56	793	56	96.552	793	94.069
Type of Contract								
Fixed Price	0	0	2	50	2	3.448	50	5.931
Cost Reimbursement	0	0	0	0	0	0.000	0	0.000
Time & Material	0	0	0	0	0	0.000	0	0.000
Labor Hour	0	0	56	793	56	96.552	793	94.069
Type of Contractor								
Business Concerns	0	0	58	843	58	100.000	843	100.000
Educational & Non-Profit	0	0	0	0	0	0.000	0	0.000
State/Local Government	0	0	0	0	0	0.000	0	0.000
Non-defined	0	0	0	0	0	0.000	0	0.000
Full and Open Competition (Post-CICA)								
Normal Full & Open Competition	0	0	0	0	0	0.000	0	0.000
Architect Engineering	0	0	0	0	0	0.000	0	0.000
Basic Research	0	0	0	0	0	0.000	0	0.000
Multiple Award	0	0	2	50	2	3.448	50	5.931
Alternate Source	0	0	0	0	0	0.000	0	0.000
Small Business Set-Aside	0	0	0	0	0	0.000	0	0.000
LSA Set-Aside	0	0	0	0	0	0.000	0	0.000
LSA/Small Business Set-Aside	0	0	0	0	0	0.000	0	0.000
Authority for Other Than Full and Open Competition (Post-CICA)								
Competitive								
Only One Source	0	0	0	0	0	0.000	0	0.000
Follow-on Contracts	0	0	0	0	0	0.000	0	0.000
Other	0	0	0	0	0	0.000	0	0.000
Unusual & Compelling Urgency	0	0	0	0	0	0.000	0	0.000
Mobilization/Essential R&D	0	0	0	0	0	0.000	0	0.000
International Agreement	0	0	0	0	0	0.000	0	0.000
National Security	0	0	0	0	0	0.000	0	0.000
Public Interest	0	0	0	0	0	0.000	0	0.000
Non-Competitive								
Only One Source	0	0	0	0	0	0.000	0	0.000
Follow-on Contracts	0	0	0	0	0	0.000	0	0.000
Other	0	0	0	0	0	0.000	0	0.000
Unusual & Compelling Urgency	0	0	0	0	0	0.000	0	0.000
Mobilization/Essential R&D	0	0	0	0	0	0.000	0	0.000
International Agreement	0	0	0	0	0	0.000	0	0.000
National Security	0	0	0	0	0	0.000	0	0.000
Public Interest	0	0	0	0	0	0.000	0	0.000
Not Available for Competition	0	0	56	793	56	96.552	793	94.069
Synopsis of Procurement Prior to Award								
Synopsized Prior to Award	0	0	0	0	0	0.000	0	0.000
Not Synopsized due to Emergency	0	0	0	0	0	0.000	0	0.000
Not Synopsized for Other Reasons	0	0	58	843	58	100.000	843	100.000
Women Owned Business	0	0	2	23	2	3.448	23	2.728
Full and Open with Only One Bidder/Offeror	0	0	1	28	1	1.724	28	3.321

FEDERAL PROCUREMENT DATA SYSTEM
NATIONAL SCIENCE FOUNDATION SNAPSHOT REPORT

Actions Reported in Summary on SF281

Fiscal Year 1988 Through Second Quarter

Part I - Total Prime Acquisition Actions

Acquisition Method	Number of Actions	Net Dollar Amount (000)				
		Total	Small Business Concerns	Large Business Concerns	Educational & Non-Profit Institutions	Outside U.S./ Outlying Areas
1. Total (2+7+8)	803	1,976				
2. Subtotal (3+4+5+6)	803	1,976	1,444	476	56	0
3. Formally Advertised (Including 2 Step)	0	0	0	0	0	0
4. Negotiated Competitive	274	888	798	88	2	0
5. Negotiated Non-Competitive	406	714	515	145	54	0
6. Procurement Under Another Agency's Contracts	123	374	131	243	0	0
6A. GSA Schedules	116	357	115	242	0	0
6B. Another Agency's Contracts	7	17	16	1	0	0
7. Directed Contracts For Foreign Governments	0	0				
8. Tariff Or Regulated Acquisitions	0	0				

Part II - Statistics on Selected Types of Acquisition

Type of Acquisition	Number of Actions	Net Dollar Amount (000)
9. Small Business Total Set-Asides	263	589
10. Small Business Partial Set-Asides	0	0
11. Total Labor Surplus Area Set-Asides	0	0
12. Total Labor Surplus Area/Small Business Set-Asides	197	453
13. Acquisitions From Minority and Disadvantaged Business Enterprises (13A + 13B)	28	165
13A. Directed to Large Or Small Minority Business Enterprises	28	165
13B. Small Business - Disadvantaged 8(A)	0	0
14. Women-Owned Business	59	158

NATIONAL SCIENCE FOUNDATION SNAPSHOT REPORT

Actions Reported Individually on SF279

Fiscal Year 1988 Through Second Quarter

	PRE-CICA		POST-CICA		PRE- & POST-CICA			
	Actions	Dollars (000)	Actions	Dollars (000)	Actions	Percents of Actions	Dollars (000)	Percentage of Dollars (000)
Total	31	97,671	107	7,882	138	100.000	105,553	100.000
Subject To Statutory Requirements								
Walsh Healy Act - Mfg	3	49	4	99	7	5.072	148	0.140
Walsh Healy Act - Dealer	0	0	1	13	1	0.725	13	0.012
Service Contract Act	0	0	36	1,063	36	26.087	1,063	1.007
Davis Bacon Act	0	0	0	0	0	0.000	0	0.000
Not subject to Above 3 Acts	28	97,622	66	6,707	94	68.116	104,329	98.840
Kind of Contract Action								
Initial Letter Contract	0	0	0	0	0	0.000	0	0.000
Def. Cont. Superseding Letter Contract	0	0	1	19	1	0.725	19	0.018
New Definitive Contract	0	0	40	1,596	40	28.986	1,596	1.512
Order Under Agency's Contract	0	0	4	108	4	2.899	108	0.102
Modification	27	97,599	48	5,466	75	54.348	103,065	97.643
GSA Schedule	4	72	13	550	17	12.319	622	0.589
Order Under Other Agency's Contract	0	0	1	143	1	0.725	143	0.135
Termination for Default	0	0	0	0	0	0.000	0	0.000
Termination for Convenience	0	0	0	0	0	0.000	0	0.000
Labor Surplus Area (LSA)								
Total Set-Aside	0	0	0	0	0	0.000	0	0.000
Partial Set-Aside (DOD contracts)	0	0	0	0	0	0.000	0	0.000
Tie Bid Preference	0	0	0	0	0	0.000	0	0.000
Total LSA/Small Bus. Set-Aside	0	0	0	0	0	0.000	0	0.000
Comb. Sm. Bus. Partial LSA (DOD contracts)	0	0	0	0	0	0.000	0	0.000
Subtotal:	0	0	0	0	0	0.000	0	0.000
LSA No Preference Given	31	97,671	107	7,882	138	100.000	105,553	100.000
Product or Service								
Supplies & Equipment	4	72	10	560	14	10.145	632	0.599
Research & Development	9	48,814	9	1,723	18	13.043	50,537	47.878
Construction	0	0	2	110	2	1.449	110	0.104
Architect Engineering	0	0	0	0	0	0.000	0	0.000
Automatic Data Processing Services	2	155	17	1,093	19	13.768	1,248	1.182
ADP Equipment, Purchase & Lease	0	0	5	97	5	3.623	97	0.092
Real Property, Purchase & Lease	0	0	0	0	0	0.000	0	0.000
Other Services	16	48,630	64	4,299	80	57.971	52,929	50.144

NATIONAL SCIENCE FOUNDATION SNAPSHOT REPORT

Actions Reported Individually on SF279

Fiscal Year 1988 Through Second Quarter

	PRE-CICA		POST-CICA		PRE- & POST-CICA			
	Actions	Dollars (000)	Actions	Dollars (000)	Actions	Percentage of Actions	Dollars (000)	Percentage of Dollars (000)
Methods of Contracting (Pre-CICA)								
2-step Formal Advertising	0	0	0	0	0	0.000	0	0.000
Other Formal Advertising	0	0	0	0	0	0.000	0	0.000
Negotiated Competitive	7	20,262	0	0	7	5.072	20,262	19.196
Negotiated Non-Competitive	24	77,409	0	0	24	17.391	77,409	73.337
Directed for Foreign Governments	0	0	0	0	0	0.000	0	0.000
Tariff or Regulated	0	0	0	0	0	0.000	0	0.000
8(a) Awards	0	0	0	0	0	0.000	0	0.000
Brand Name For Resale	0	0	0	0	0	0.000	0	0.000
Small Business Awards								
Small Business No Preference	4	114	60	3,833	64	46.377	3,947	3.739
Total Set-Asides	0	0	2	40	2	1.449	40	0.038
Partial Set-Asides	0	0	0	0	0	0.000	0	0.000
8(a) Awards	0	0	1	45	1	0.725	45	0.043
Subtotal:	4	114	63	3,918	67	48.551	4,032	3.820
Type of Contract								
Fixed Price	5	102	61	2,250	66	47.826	2,352	2.228
Cost Reimbursement	26	97,569	33	4,937	59	42.754	102,506	97.113
Time & Material	0	0	0	0	0	0.000	0	0.000
Labor Hour	0	0	13	695	13	9.420	695	0.658
Type of Contractor								
Business Concerns	8	20,292	97	6,231	105	76.087	26,523	25.128
Educational & Non-Profit	21	77,134	9	1,643	30	21.739	78,777	74.633
State/Local Government	2	245	1	8	3	2.174	253	0.240
Non-defined	0	0	0	0	0	0.000	0	0.000
Full and Open Competition (Post-CICA)								
Normal Full & Open Competition	0	0	68	5,704	68	49.275	5,704	5.404
Architect Engineering	0	0	0	0	0	0.000	0	0.000
Basic Research	0	0	0	0	0	0.000	0	0.000
Multiple Award	0	0	13	458	13	9.420	458	0.434
Alternate Source	0	0	0	0	0	0.000	0	0.000
Small Business Set-Aside	0	0	2	40	2	1.449	40	0.038
LSA Set-Aside	0	0	0	0	0	0.000	0	0.000
LSA/Small Business Set-Aside	0	0	0	0	0	0.000	0	0.000
Authority for Other Than Full and Open Competition (Post-CICA)								
Competitive								
Only One Source	0	0	0	0	0	0.000	0	0.000
Follow-on Contracts	0	0	2	254	2	1.449	254	0.241
Other	0	0	0	0	0	0.000	0	0.000
Unusual & Compelling Urgency	0	0	0	0	0	0.000	0	0.000
Mobilization/Essential R&D	0	0	0	0	0	0.000	0	0.000
International Agreement	0	0	0	0	0	0.000	0	0.000
National Security	0	0	0	0	0	0.000	0	0.000
Public Interest	0	0	0	0	0	0.000	0	0.000
Non-Competitive								
Only One Source	0	0	9	1,074	9	6.522	1,074	1.017
Follow-on Contracts	0	0	1	20	1	0.725	20	0.019
Other	0	0	0	0	0	0.000	0	0.000
Unusual & Compelling Urgency	0	0	0	0	0	0.000	0	0.000
Mobilization/Essential R&D	0	0	0	0	0	0.000	0	0.000
International Agreement	0	0	0	0	0	0.000	0	0.000
National Security	0	0	0	0	0	0.000	0	0.000
Public Interest	0	0	1	14	1	0.725	14	0.013
Not Available for Competition	0	0	8	279	8	5.797	279	0.264
Synopsis of Procurement Prior to Award								
Synopsized Prior to Award	4	23,013	64	5,546	68	49.275	28,559	27.057
Not Synopsized due to Emergency	0	0	0	0	0	0.000	0	0.000
Not Synopsized for Other Reasons	27	74,658	43	2,336	70	50.725	76,994	72.943
Women Owned Business	0	0	19	2,213	19	13.768	2,213	2.097
Full and Open with Only One Bidder/Offeror	0	0	16	591	16	11.594	591	0.560

FEDERAL PROCUREMENT DATA SYSTEM
NATIONAL TRANSPORTATION SAFETY BOARD SNAPSHOT REPORT

Actions Reported in Summary on SF281

Fiscal Year 1988 Through Second Quarter

Part I - Total Prime Acquisition Actions

Acquisition Method	Number of Actions	Net Dollar Amount (000)				
		Total	Small Business Concerns	Large Business Concerns	Educational & Non-Profit Institutions	Outside U.S./Outlying Areas
1. Total (2+7+8)	149	216				
2. Subtotal (3+4+5+6)	149	216	205	8	3	0
3. Formally Advertised (Including 2 Step)	0	0	0	0	0	0
4. Negotiated Competitive	65	150	150	0	0	0
5. Negotiated Non-Competitive	20	20	17	0	3	0
6. Procurement Under Another Agency's Contracts	64	46	38	8	0	0
6A. GSA Schedules	64	46	38	8	0	0
6B. Another Agency's Contracts	0	0	0	0	0	0
7. Directed Contracts For Foreign Governments	0	0	0	0	0	0
8. Tariff Or Regulated Acquisitions	0	0				

Part II - Statistics on Selected Types of Acquisition

Type of Acquisition	Number of Actions	Net Dollar Amount (000)
9. Small Business Total Set-Asides	65	150
10. Small Business Partial Set-Asides	0	0
11. Total Labor Surplus Area Set-Asides	0	0
12. Total Labor Surplus Area/Small Business Set-Asides	0	0
13. Acquisitions From Minority and Disadvantaged Business Enterprises (13A + 13B)	0	0
13A. Directed to Large Or Small Minority Business Enterprises	0	0
13B. Small Business - Disadvantaged 8(A)	0	0
14. Women-Owned Business	3	78

NATIONAL TRANSPORTATION SAFETY BOARD SNAPSHOT REPORT

Actions Reported Individually on SF279

Fiscal Year 1988 Through Second Quarter

	PRE-CICA		POST-CICA		PRE- & POST-CICA			
	Actions	Dollars (000)	Actions	Dollars (000)	Actions	Percents of Actions	Dollars (000)	Percentage of Dollars (000)
Total	3	637	1	50	4	100.000	687	100.000
Subject To Statutory Requirements								
Walsh Healy Act - Mfg	0	0	0	0	0	0.000	0	0.000
Walsh Healy Act - Dealer	0	0	0	0	0	0.000	0	0.000
Service Contract Act	0	0	0	0	0	0.000	0	0.000
Davis Bacon Act	0	0	0	0	0	0.000	0	0.000
Not subject to Above 3 Acts	3	637	1	50	4	100.000	687	100.000
Kind of Contract Action								
Initial Letter Contract	0	0	0	0	0	0.000	0	0.000
Def. Cont. Superseding Letter Contract	0	0	0	0	0	0.000	0	0.000
New Definitive Contract	0	0	0	0	0	0.000	0	0.000
Order Under Agency's Contract	0	0	0	0	0	0.000	0	0.000
Modification	3	637	1	50	4	100.000	687	100.000
GSA Schedule	0	0	0	0	0	0.000	0	0.000
Order Under Other Agency's Contract	0	0	0	0	0	0.000	0	0.000
Termination for Default	0	0	0	0	0	0.000	0	0.000
Termination for Convenience	0	0	0	0	0	0.000	0	0.000
Labor Surplus Area (LSA)								
Total Set-Aside	0	0	0	0	0	0.000	0	0.000
Partial Set-Aside (DOD contracts)	0	0	0	0	0	0.000	0	0.000
Tie Bid Preference	0	0	0	0	0	0.000	0	0.000
Total LSA/Small Bus. Set-Aside	0	0	0	0	0	0.000	0	0.000
Comb. Sm. Bus. Partial LSA (DOD contracts)	0	0	0	0	0	0.000	0	0.000
Subtotal:	0	0	0	0	0	0.000	0	0.000
LSA No Preference Given	3	637	1	50	4	100.000	687	100.000
Product or Service								
Supplies & Equipment	0	0	0	0	0	0.000	0	0.000
Research & Development	0	0	0	0	0	0.000	0	0.000
Construction	0	0	0	0	0	0.000	0	0.000
Architect Engineering	0	0	0	0	0	0.000	0	0.000
Automatic Data Processing Services	2	507	0	0	2	50.000	507	73.799
ADP Equipment, Purchase & Lease	0	0	0	0	0	0.000	0	0.000
Real Property, Purchase & Lease	0	0	0	0	0	0.000	0	0.000
Other Services	1	130	1	50	2	50.000	180	26.201

NATIONAL TRANSPORTATION SAFETY BOARD SNAPSHOT REPORT

Actions Reported Individually on SF279

Fiscal Year 1988 Through Second Quarter

	PRE-CICA		POST-CICA		PRE- & POST-CICA			
	Actions	Dollars (000)	Actions	Dollars (000)	Actions	Percentage of Actions	Dollars (000)	Percentage of Dollars (000)
Methods of Contracting (Pre-CICA)								
2-step Formal Advertising	0	0	0	0	0	0.000	0	0.000
Other Formal Advertising	1	130	0	0	1	25.000	130	18.923
Negotiated Competitive	2	507	0	0	2	50.000	507	73.799
Negotiated Non-Competitive	0	0	0	0	0	0.000	0	0.000
Directed for Foreign Governments	0	0	0	0	0	0.000	0	0.000
Tariff or Regulated	0	0	0	0	0	0.000	0	0.000
8(a) Awards	0	0	0	0	0	0.000	0	0.000
Brand Name For Resale	0	0	0	0	0	0.000	0	0.000
Small Business Awards								
Small Business No Preference	2	283	1	50	3	75.000	333	48.472
Total Set-Asides	0	0	0	0	0	0.000	0	0.000
Partial Set-Asides	0	0	0	0	0	0.000	0	0.000
8(a) Awards	0	0	0	0	0	0.000	0	0.000
Subtotal:	2	283	1	50	3	75.000	333	48.472
Type of Contract								
Fixed Price	3	637	1	50	4	100.000	687	100.000
Cost Reimbursement	0	0	0	0	0	0.000	0	0.000
Time & Material	0	0	0	0	0	0.000	0	0.000
Labor Hour	0	0	0	0	0	0.000	0	0.000
Type of Contractor								
Business Concerns	3	637	1	50	4	100.000	687	100.000
Educational & Non-Profit	0	0	0	0	0	0.000	0	0.000
State/Local Government	0	0	0	0	0	0.000	0	0.000
Non-defined	0	0	0	0	0	0.000	0	0.000
Full and Open Competition (Post-CICA)								
Normal Full & Open Competition	0	0	0	0	0	0.000	0	0.000
Architect Engineering	0	0	0	0	0	0.000	0	0.000
Basic Research	0	0	0	0	0	0.000	0	0.000
Multiple Award	0	0	0	0	0	0.000	0	0.000
Alternate Source	0	0	0	0	0	0.000	0	0.000
Small Business Set-Aside	0	0	0	0	0	0.000	0	0.000
LSA Set-Aside	0	0	0	0	0	0.000	0	0.000
LSA/Small Business Set-Aside	0	0	0	0	0	0.000	0	0.000
Authority for Other Than Full and Open Competition (Post-CICA)								
Competitive								
Only One Source	0	0	0	0	0	0.000	0	0.000
Follow-on Contracts	0	0	0	0	0	0.000	0	0.000
Other	0	0	0	0	0	0.000	0	0.000
Unusual & Compelling Urgency	0	0	0	0	0	0.000	0	0.000
Mobilization/Essential R&D	0	0	0	0	0	0.000	0	0.000
International Agreement	0	0	0	0	0	0.000	0	0.000
National Security	0	0	0	0	0	0.000	0	0.000
Public Interest	0	0	0	0	0	0.000	0	0.000
Non-Competitive								
Only One Source	0	0	0	0	0	0.000	0	0.000
Follow-on Contracts	0	0	0	0	0	0.000	0	0.000
Other	0	0	0	0	0	0.000	0	0.000
Unusual & Compelling Urgency	0	0	0	0	0	0.000	0	0.000
Mobilization/Essential R&D	0	0	0	0	0	0.000	0	0.000
International Agreement	0	0	0	0	0	0.000	0	0.000
National Security	0	0	0	0	0	0.000	0	0.000
Public Interest	0	0	0	0	0	0.000	0	0.000
Not Available for Competition	0	0	1	50	1	25.000	50	7.278
Synopsis of Procurement Prior to Award								
Synopsized Prior to Award	3	637	0	0	3	75.000	637	92.722
Not Synopsized due to Emergency	0	0	1	50	1	25.000	50	7.278
Not Synopsized for Other Reasons	0	0	0	0	0	0.000	0	0.000
Women Owned Business	0	0	0	0	0	0.000	0	0.000
Full and Open with Only One Bidder/Offeror	0	0	0	0	0	0.000	0	0.000

FEDERAL PROCUREMENT DATA SYSTEM
NUCLEAR REGULATORY COMMISSION SNAPSHOT REPORT

Actions Reported in Summary on SF281

Fiscal Year 1988 Through Second Quarter

Part I - Total Prime Acquisition Actions

Acquisition Method	Number of Actions	Net Dollar Amount (000)				
		Total	Small Business Concerns	Large Business Concerns	Educational & Non-Profit Institutions	Outside U.S./Outlying Areas
1. Total (2+7+8)	1,890	4,126				
2. Subtotal (3+4+5+6)	1,890	4,126	2,065	2,014	47	0
3. Formally Advertised (Including 2 Step)	0	0	0	0	0	0
4. Negotiated Competitive	334	1,000	780	218	2	0
5. Negotiated Non-Competitive	989	1,538	540	953	45	0
6. Procurement Under Another Agency's Contracts	567	1,588	745	843	0	0
6A. GSA Schedules	562	1,524	681	843	0	0
6B. Another Agency's Contracts	5	64	64	0	0	0
7. Directed Contracts For Foreign Governments	0	0	0	0	0	0
8. Tariff Or Regulated Acquisitions	0	0	0	0	0	0

Part II - Statistics on Selected Types of Acquisition

Type of Acquisition	Number of Actions	Net Dollar Amount (000)
9. Small Business Total Set-Asides	0	0
10. Small Business Partial Set-Asides	0	0
11. Total Labor Surplus Area Set-Asides	0	0
12. Total Labor Surplus Area/Small Business Set-Asides	0	0
13. Acquisitions From Minority and Disadvantaged Business Enterprises (13A + 13B)	71	223
13A. Directed to Large Or Small Minority Business Enterprises	65	131
13B. Small Business - Disadvantaged 8(A)	6	92
14. Women-Owned Business	42	77

NUCLEAR REGULATORY COMMISSION SNAPSHOT REPORT

Actions Reported Individually on SF279

Fiscal Year 1988 Through Second Quarter

	PRE-CICA		POST-CICA		PRE-& POST-CICA			
	Actions	Dollars (000)	Actions	Dollars (000)	Actions	Percents of Actions	Dollars (000)	Percentage of Dollars (000)
Total	26	3,184	207	30,031	233	100.000	33,215	100.000
Subject To Statutory Requirements								
Walsh Healy Act - Mfg	1	146	23	2,241	24	10.300	2,387	7.187
Walsh Healy Act - Dealer	2	200	12	562	14	6.009	762	2.294
Service Contract Act	4	117	58	7,542	62	26.609	7,659	23.059
Davis Bacon Act	0	0	0	0	0	0.000	0	0.000
Not subject to Above 3 Acts	19	2,721	114	19,686	133	57.082	22,407	67.480
Kind of Contract Action								
Initial Letter Contract	0	0	2	528	2	0.858	528	1.590
Def. Cont. Superseding Letter Contract	0	0	0	0	0	0.000	0	0.000
New Definitive Contract	0	0	26	4,655	26	11.159	4,655	14.015
Order Under Agency's Contract	0	0	4	175	4	1.717	175	0.527
Modification	23	2,838	149	22,565	172	73.820	25,403	76.481
GSA Schedule	3	346	25	2,218	28	12.017	2,564	7.719
Order Under Other Agency's Contract	0	0	0	0	0	0.000	0	0.000
Termination for Default	0	0	0	0	0	0.000	0	0.000
Termination for Convenience	0	0	1	-110	1	0.429	-110	-0.331
Labor Surplus Area (LSA)								
Total Set-Aside	0	0	0	0	0	0.000	0	0.000
Partial Set-Aside (DOD contracts)	0	0	0	0	0	0.000	0	0.000
Tie Bid Preference	0	0	0	0	0	0.000	0	0.000
Total LSA/Small Bus. Set-Aside	0	0	0	0	0	0.000	0	0.000
Comb. Sm. Bus. Partial LSA (DOD contracts)	0	0	0	0	0	0.000	0	0.000
Subtotal:	0	0	0	0	0	0.000	0	0.000
LSA No Preference Given	26	3,184	207	30,031	233	100.000	33,215	100.000
Product or Service								
Supplies & Equipment	3	346	18	1,089	21	9.013	1,435	4.320
Research & Development	10	1,954	15	1,705	25	10.730	3,659	11.016
Construction	0	0	0	0	0	0.000	0	0.000
Architect Engineering	0	0	1	84	1	0.429	84	0.253
Automatic Data Processing Services	0	0	32	4,193	32	13.734	4,193	12.624
ADP Equipment, Purchase & Lease	0	0	11	978	11	4.721	978	2.944
Real Property, Purchase & Lease	0	0	0	0	0	0.000	0	0.000
Other Services	13	884	130	21,982	143	61.373	22,866	68.842

FEDERAL PROCUREMENT DATA SYSTEM
NUCLEAR REGULATORY COMMISSION SNAPSHOT REPORT

Actions Reported Individually on SF279
 Fiscal Year 1988 Through Second Quarter

	PRE-CICA		POST-CICA		PRE- & POST-CICA			
	Actions	Dollars (000)	Actions	Dollars (000)	Actions	Percentage of Actions	Dollars (000)	Percentage of Dollars (000)
Methods of Contracting (Pre-CICA)								
2-step Formal Advertising	0	0	0	0	0	0.000	0	0.000
Other Formal Advertising	1	-1	0	0	1	0.429	-1	-0.003
Negotiated Competitive	20	2,442	0	0	20	8.584	2,442	7.352
Negotiated Non-Competitive	4	593	0	0	4	1.717	593	1.785
Directed for Foreign Governments	0	0	0	0	0	0.000	0	0.000
Tariff or Regulated	1	150	0	0	1	0.429	150	0.452
8(a) Awards	0	0	0	0	0	0.000	0	0.000
Brand Name For Resale	0	0	0	0	0	0.000	0	0.000
Small Business Awards								
Small Business No Preference	7	648	43	3,765	50	21.459	4,413	13.286
Total Set-Asides	2	594	18	2,008	20	8.584	2,602	7.834
Partial Set-Asides	1	146	0	0	1	0.429	146	0.440
8(a) Awards	0	0	36	3,321	36	15.451	3,321	9.998
Subtotal:	10	1,388	97	9,094	107	45.923	10,482	31.558
Type of Contract								
Fixed Price	5	333	105	12,711	110	47.210	13,044	39.271
Cost Reimbursement	21	2,851	95	17,030	116	49.785	19,881	59.855
Time & Material	0	0	7	290	7	3.004	290	0.873
Labor Hour	0	0	0	0	0	0.000	0	0.000
Type of Contractor								
Business Concerns	20	2,805	189	24,898	209	89.700	27,703	83.405
Educational & Non-Profit	5	349	11	4,489	16	6.867	4,838	14.566
State/Local Government	1	30	6	634	7	3.004	664	1.999
Non-defined	0	0	1	10	1	0.429	10	0.030
Full and Open Competition (Post-CICA)								
Normal Full & Open Competition	0	0	65	12,131	65	27.897	12,131	36.523
Architect Engineering	0	0	0	0	0	0.000	0	0.000
Basic Research	0	0	0	0	0	0.000	0	0.000
Multiple Award	0	0	33	3,451	33	14.163	3,451	10.390
Alternate Source	0	0	0	0	0	0.000	0	0.000
Small Business Set-Aside	0	0	18	2,008	18	7.725	2,008	6.045
LSA Set-Aside	0	0	0	0	0	0.000	0	0.000
LSA/Small Business Set-Aside	0	0	0	0	0	0.000	0	0.000
Authority for Other Than Full and Open Competition (Post-CICA)								
Competitive								
Only One Source	0	0	0	0	0	0.000	0	0.000
Follow-on Contracts	0	0	0	0	0	0.000	0	0.000
Other	0	0	0	0	0	0.000	0	0.000
Unusual & Compelling Urgency	0	0	2	90	2	0.858	90	0.271
Mobilization/Essential R&D	0	0	0	0	0	0.000	0	0.000
International Agreement	0	0	0	0	0	0.000	0	0.000
National Security	0	0	0	0	0	0.000	0	0.000
Public Interest	0	0	0	0	0	0.000	0	0.000
Non-Competitive								
Only One Source	0	0	23	3,416	23	9.871	3,416	10.285
Follow-on Contracts	0	0	5	308	5	2.146	308	0.927
Other	0	0	16	2,841	16	6.867	2,841	8.553
Unusual & Compelling Urgency	0	0	9	2,465	9	3.863	2,465	7.421
Mobilization/Essential R&D	0	0	0	0	0	0.000	0	0.000
International Agreement	0	0	0	0	0	0.000	0	0.000
National Security	0	0	0	0	0	0.000	0	0.000
Public Interest	0	0	0	0	0	0.000	0	0.000
Not Available for Competition	1	150	36	3,321	37	15.880	3,471	10.450
Synopsis of Procurement Prior to Award								
Synopsized Prior to Award	21	2,238	123	20,653	144	61.803	22,891	68.918
Not Synopsized due to Emergency	1	150	14	3,055	15	6.438	3,205	9.649
Not Synopsized for Other Reasons	4	796	70	6,323	74	31.760	7,119	21.433
Women Owned Business	1	26	19	1,816	20	8.584	1,842	5.546
Full and Open with Only One Bidder/Offeror	0	0	0	0	0	0.000	0	0.000

FEDERAL PROCUREMENT DATA SYSTEM
OCCUPATIONAL SAFETY & HEALTH REVIEW COMM SNAPSHOT REPORT

Actions Reported in Summary on SF281

Fiscal Year 1988 Through Second Quarter

Part I - Total Prime Acquisition Actions

Acquisition Method	Number of Actions	Net Dollar Amount (000)				
		Total	Small Business Concerns	Large Business Concerns	Educational & Non-Profit Institutions	Outside U.S./Outlying Areas
1. Total (2+7+8)	217	106				
2. Subtotal (3+4+5+6)	217	106	52	54	0	0
3. Formally Advertised (Including 2 Step)	0	0	0	0	0	0
4. Negotiated Competitive	96	29	9	20	0	0
5. Negotiated Non-Competitive	0	0	0	0	0	0
6. Procurement Under Another Agency's Contracts	121	77	43	34	0	0
6A. GSA Schedules	29	34	2	32	0	0
6B. Another Agency's Contracts	92	43	41	2	0	0
7. Directed Contracts For Foreign Governments	0	0				
8. Tariff Or Regulated Acquisitions	0	0				

Part II - Statistics on Selected Types of Acquisition

Type of Acquisition	Number of Actions	Net Dollar Amount (000)
9. Small Business Total Set-Asides	89	41
10. Small Business Partial Set-Asides	0	0
11. Total Labor Surplus Area Set-Asides	0	0
12. Total Labor Surplus Area/Small Business Set-Asides	0	0
13. Acquisitions From Minority and Disadvantaged Business Enterprises (13A + 13B)	3	3
13A. Directed to Large Or Small Minority Business Enterprises	3	3
13B. Small Business - Disadvantaged 8(A)	0	0
14. Women-Owned Business	2	2

OCCUPATIONAL SAFETY & HEALTH REVIEW COMM SNAPSHOT REPORT

Actions Reported Individually on SF279

Fiscal Year 1988 Through Second Quarter

	PRE-CICA		POST-CICA		PRE- & POST-CICA			
	Actions	Dollars (000)	Actions	Dollars (000)	Actions	Percents of Actions	Dollars (000)	Percentage of Dollars (000)
Total	0	0	1	16	1	100.000	16	100.000
Subject To Statutory Requirements								
Walsh Healy Act - Mfg	0	0	0	0	0	0.000	0	0.000
Walsh Healy Act - Dealer	0	0	0	0	0	0.000	0	0.000
Service Contract Act	0	0	0	0	0	0.000	0	0.000
Davis Bacon Act	0	0	0	0	0	0.000	0	0.000
Not subject to Above 3 Acts	0	0	1	16	1	100.000	16	100.000
Kind of Contract Action								
Initial Letter Contract	0	0	0	0	0	0.000	0	0.000
Def. Cont. Superseding Letter Contract	0	0	0	0	0	0.000	0	0.000
New Definitive Contract	0	0	0	0	0	0.000	0	0.000
Order Under Agency's Contract	0	0	0	0	0	0.000	0	0.000
Modification	0	0	0	0	0	0.000	0	0.000
GSA Schedule	0	0	0	0	0	0.000	0	0.000
Order Under Other Agency's Contract	0	0	1	16	1	100.000	16	100.000
Termination for Default	0	0	0	0	0	0.000	0	0.000
Termination for Convenience	0	0	0	0	0	0.000	0	0.000
Labor Surplus Area (LSA)								
Total Set-Aside	0	0	0	0	0	0.000	0	0.000
Partial Set-Aside (DOD contracts)	0	0	0	0	0	0.000	0	0.000
Tie Bid Preference	0	0	0	0	0	0.000	0	0.000
Total LSA/Small Bus. Set-Aside	0	0	0	0	0	0.000	0	0.000
Comb. Sm. Bus. Partial LSA (DOD contracts)	0	0	0	0	0	0.000	0	0.000
Subtotal:	0	0	0	0	0	0.000	0	0.000
LSA No Preference Given	0	0	1	16	1	100.000	16	100.000
Product or Service								
Supplies & Equipment	0	0	1	16	1	100.000	16	100.000
Research & Development	0	0	0	0	0	0.000	0	0.000
Construction	0	0	0	0	0	0.000	0	0.000
Architect Engineering	0	0	0	0	0	0.000	0	0.000
Automatic Data Processing Services	0	0	0	0	0	0.000	0	0.000
ADP Equipment, Purchase & Lease	0	0	0	0	0	0.000	0	0.000
Real Property, Purchase & Lease	0	0	0	0	0	0.000	0	0.000
Other Services	0	0	0	0	0	0.000	0	0.000

OCCUPATIONAL SAFETY & HEALTH REVIEW COMM SNAPSHOT REPORT

Actions Reported Individually on SF279

Fiscal Year 1988 Through Second Quarter

	PRE-CICA		POST-CICA		PRE- & POST-CICA			
	Actions	Dollars (000)	Actions	Dollars (000)	Actions	Percentage of Actions	Dollars (000)	Percentage of Dollars (000)
Methods of Contracting (Pre-CICA)								
2-step Formal Advertising	0	0	0	0	0	0.000	0	0.000
Other Formal Advertising	0	0	0	0	0	0.000	0	0.000
Negotiated Competitive	0	0	0	0	0	0.000	0	0.000
Negotiated Non-Competitive	0	0	0	0	0	0.000	0	0.000
Directed for Foreign Governments	0	0	0	0	0	0.000	0	0.000
Tariff or Regulated	0	0	0	0	0	0.000	0	0.000
8(a) Awards	0	0	0	0	0	0.000	0	0.000
Brand Name For Resale	0	0	0	0	0	0.000	0	0.000
Small Business Awards								
Small Business No Preference	0	0	0	0	0	0.000	0	0.000
Total Set-Asides	0	0	0	0	0	0.000	0	0.000
Partial Set-Asides	0	0	0	0	0	0.000	0	0.000
8(a) Awards	0	0	0	0	0	0.000	0	0.000
Subtotal:	0	0	0	0	0	0.000	0	0.000
Type of Contract								
Fixed Price	0	0	1	16	1	100.000	16	100.000
Cost Reimbursement	0	0	0	0	0	0.000	0	0.000
Time & Material	0	0	0	0	0	0.000	0	0.000
Labor Hour	0	0	0	0	0	0.000	0	0.000
Type of Contractor								
Business Concerns	0	0	1	16	1	100.000	16	100.000
Educational & Non-Profit	0	0	0	0	0	0.000	0	0.000
State/Local Government	0	0	0	0	0	0.000	0	0.000
Non-defined	0	0	0	0	0	0.000	0	0.000
Full and Open Competition (Post-CICA)								
Normal Full & Open Competition	0	0	1	16	1	100.000	16	100.000
Architect Engineering	0	0	0	0	0	0.000	0	0.000
Basic Research	0	0	0	0	0	0.000	0	0.000
Multiple Award	0	0	0	0	0	0.000	0	0.000
Alternate Source	0	0	0	0	0	0.000	0	0.000
Small Business Set-Aside	0	0	0	0	0	0.000	0	0.000
LSA Set-Aside	0	0	0	0	0	0.000	0	0.000
LSA/Small Business Set-Aside	0	0	0	0	0	0.000	0	0.000
Authority for Other Than Full and Open Competition (Post-CICA)								
Competitive								
Only One Source	0	0	0	0	0	0.000	0	0.000
Follow-on Contracts	0	0	0	0	0	0.000	0	0.000
Other	0	0	0	0	0	0.000	0	0.000
Unusual & Compelling Urgency	0	0	0	0	0	0.000	0	0.000
Mobilization/Essential R&D	0	0	0	0	0	0.000	0	0.000
International Agreement	0	0	0	0	0	0.000	0	0.000
National Security	0	0	0	0	0	0.000	0	0.000
Public Interest	0	0	0	0	0	0.000	0	0.000
Non-Competitive								
Only One Source	0	0	0	0	0	0.000	0	0.000
Follow-on Contracts	0	0	0	0	0	0.000	0	0.000
Other	0	0	0	0	0	0.000	0	0.000
Unusual & Compelling Urgency	0	0	0	0	0	0.000	0	0.000
Mobilization/Essential R&D	0	0	0	0	0	0.000	0	0.000
International Agreement	0	0	0	0	0	0.000	0	0.000
National Security	0	0	0	0	0	0.000	0	0.000
Public Interest	0	0	0	0	0	0.000	0	0.000
Not Available for Competition	0	0	0	0	0	0.000	0	0.000
Synopsis of Procurement Prior to Award								
Synopsized Prior to Award	0	0	0	0	0	0.000	0	0.000
Not Synopsized due to Emergency	0	0	0	0	0	0.000	0	0.000
Not Synopsized for Other Reasons	0	0	1	16	1	100.000	16	100.000
Women Owned Business	0	0	0	0	0	0.000	0	0.000
Full and Open with Only One Bidder/Officer	0	0	1	16	1	100.000	16	100.000

FEDERAL PROCUREMENT DATA SYSTEM
OFFICE OF PERSONNEL MANAGEMENT SNAPSHOT REPORT

Actions Reported in Summary on SF281
 Fiscal Year 1988 Through Second Quarter

Part I - Total Prime Acquisition Actions

Acquisition Method	Number of Actions	Net Dollar Amount (000)				
		Total	Small Business Concerns	Large Business Concerns	Educational & Non-Profit Institutions	Outside U.S./ Outlying Areas
1. Total (2+7+8)	5,475	4,757				
2. Subtotal (3+4+5+6)	5,475	4,757	3,291	1,318	147	1
3. Formally Advertised (Including 2 Step)	85	34	27	6	0	1
4. Negotiated Competitive	3,003	2,303	1,705	587	11	0
5. Negotiated Non-Competitive	1,865	1,762	1,400	226	136	0
6. Procurement Under Another Agency's Contracts	522	658	159	499	0	0
6A. GSA Schedules	520	654	159	495	0	0
6B. Another Agency's Contracts	2	4	0	4	0	0
7. Directed Contracts For Foreign Governments	0	0			0	0
8. Tariff Or Regulated Acquisitions	0	0				

Part II - Statistics on Selected Types of Acquisition

Type of Acquisition	Number of Actions	Net Dollar Amount (000)
9. Small Business Total Set-Asides	1,557	1,955
10. Small Business Partial Set-Asides	0	0
11. Total Labor Surplus Area Set-Asides	0	0
12. Total Labor Surplus Area/Small Business Set-Asides	0	0
13. Acquisitions From Minority and Disadvantaged Business Enterprises (13A + 13B)	211	443
13A. Directed to Large Or Small Minority Business Enterprises	191	426
13B. Small Business - Disadvantaged 8(A)	20	17
14. Women-Owned Business	326	280

OFFICE OF PERSONNEL MANAGEMENT SNAPSHOT REPORT

Actions Reported Individually on SF279
 Fiscal Year 1988 Through Second Quarter

	PRE-CICA		POST-CICA		PRE- & POST-CICA			
	Actions	Dollars (000)	Actions	Dollars (000)	Actions	Percents of Actions	Dollars (000)	Percentage of Dollars (000)
Total	4	-89	57	4,347	61	100.000	4,258	100.000
Subject To Statutory Requirements								
Walsh Healy Act - Mfg	0	0	1	-2	1	1.639	-2	-0.047
Walsh Healy Act - Dealer	1	-92	1	59	2	3.279	-33	-0.775
Service Contract Act	1	-83	16	1,422	17	27.869	1,339	31.447
Davis Bacon Act	0	0	0	0	0	0.000	0	0.000
Not subject to Above 3 Acts	2	86	39	2,868	41	67.213	2,954	69.375
Kind of Contract Action								
Initial Letter Contract	0	0	0	0	0	0.000	0	0.000
Def. Cont. Superseding Letter Contract	0	0	0	0	0	0.000	0	0.000
New Definitive Contract	0	0	7	649	7	11.475	649	15.242
Order Under Agency's Contract	0	0	1	8	1	1.639	8	0.188
Modification	3	-133	21	2,139	24	39.344	2,006	47.111
GSA Schedule	1	44	28	1,551	29	47.541	1,595	37.459
Order Under Other Agency's Contract	0	0	0	0	0	0.000	0	0.000
Termination for Default	0	0	0	0	0	0.000	0	0.000
Termination for Convenience	0	0	0	0	0	0.000	0	0.000
Labor Surplus Area (LSA)								
Total Set-Aside	0	0	0	0	0	0.000	0	0.000
Partial Set-Aside (DOD contracts)	0	0	0	0	0	0.000	0	0.000
Tie Bid Preference	0	0	0	0	0	0.000	0	0.000
Total LSA/Small Bus. Set-Aside	0	0	0	0	0	0.000	0	0.000
Comb. Sm. Bus. Partial LSA (DOD contracts)	0	0	0	0	0	0.000	0	0.000
Subtotal:	0	0	0	0	0	0.000	0	0.000
LSA No Preference Given	4	-89	57	4,347	61	100.000	4,258	100.000
Product or Service								
Supplies & Equipment	1	44	9	372	10	16.393	416	9.770
Research & Development	0	0	0	0	0	0.000	0	0.000
Construction	0	0	0	0	0	0.000	0	0.000
Architect Engineering	0	0	0	0	0	0.000	0	0.000
Automatic Data Processing Services	1	42	6	1,152	7	11.475	1,194	28.041
ADP Equipment, Purchase & Lease	1	-92	9	722	10	16.393	630	14.796
Real Property, Purchase & Lease	0	0	0	0	0	0.000	0	0.000
Other Services	1	-83	33	2,101	34	55.738	2,018	47.393

FEDERAL PROCUREMENT DATA SYSTEM
OFFICE OF PERSONNEL MANAGEMENT SNAPSHOT REPORT
 Actions Reported Individually on SF279
 Fiscal Year 1988 Through Second Quarter

	PRE-CICA		POST-CICA		PRE- & POST-CICA			
	Actions	Dollars (000)	Actions	Dollars (000)	Actions	Percentage of Actions	Dollars (000)	Percentage of Dollars (000)
Methods of Contracting (Pre-CICA)								
2-step Formal Advertising	0	0	0	0	0	0.000	0	0.000
Other Formal Advertising	0	0	0	0	0	0.000	0	0.000
Negotiated Competitive	4	-89	0	0	4	6.557	-89	-2.090
Negotiated Non-Competitive	0	0	0	0	0	0.000	0	0.000
Directed for Foreign Governments	0	0	0	0	0	0.000	0	0.000
Tariff or Regulated	0	0	0	0	0	0.000	0	0.000
8(a) Awards	0	0	0	0	0	0.000	0	0.000
Brand Name For Resale	0	0	0	0	0	0.000	0	0.000
Small Business Awards								
Small Business No Preference	0	0	27	1,857	27	44.262	1,857	43.612
Total Set-Asides	1	44	1	8	2	3.279	52	1.221
Partial Set-Asides	0	0	0	0	0	0.000	0	0.000
8(a) Awards	0	0	0	0	0	0.000	0	0.000
Subtotal:	1	44	28	1,865	29	47.541	1,909	44.833
Type of Contract								
Fixed Price	4	-89	55	3,470	59	96.721	3,381	79.403
Cost Reimbursement	0	0	2	877	2	3.279	877	20.597
Time & Material	0	0	0	0	0	0.000	0	0.000
Labor Hour	0	0	0	0	0	0.000	0	0.000
Type of Contractor								
Business Concerns	4	-89	56	4,309	60	98.361	4,220	99.108
Educational & Non-Profit	0	0	1	38	1	1.639	38	0.892
State/Local Government	0	0	0	0	0	0.000	0	0.000
Non-defined	0	0	0	0	0	0.000	0	0.000
Full and Open Competition (Post-CICA)								
Normal Full & Open Competition	0	0	17	1,407	17	27.869	1,407	33.044
Architect Engineering	0	0	0	0	0	0.000	0	0.000
Basic Research	0	0	0	0	0	0.000	0	0.000
Multiple Award	0	0	24	1,397	24	39.344	1,397	32.809
Alternate Source	0	0	0	0	0	0.000	0	0.000
Small Business Set-Aside	0	0	1	8	1	1.639	8	0.188
LSA Set-Aside	0	0	0	0	0	0.000	0	0.000
LSA/Small Business Set-Aside	0	0	0	0	0	0.000	0	0.000
Authority for Other Than Full and Open Competition (Post-CICA)								
Competitive								
Only One Source	0	0	0	0	0	0.000	0	0.000
Follow-on Contracts	0	0	1	339	1	1.639	339	7.961
Other	0	0	1	-2	1	1.639	-2	-0.047
Unusual & Compelling Urgency	0	0	0	0	0	0.000	0	0.000
Mobilization/Essential R&D	0	0	0	0	0	0.000	0	0.000
International Agreement	0	0	0	0	0	0.000	0	0.000
National Security	0	0	0	0	0	0.000	0	0.000
Public Interest	0	0	0	0	0	0.000	0	0.000
Non-Competitive								
Only One Source	0	0	1	38	1	1.639	38	0.892
Follow-on Contracts	0	0	1	590	1	1.639	590	13.856
Other	0	0	3	99	3	4.918	99	2.325
Unusual & Compelling Urgency	0	0	3	238	3	4.918	238	5.589
Mobilization/Essential R&D	0	0	0	0	0	0.000	0	0.000
International Agreement	0	0	0	0	0	0.000	0	0.000
National Security	0	0	0	0	0	0.000	0	0.000
Public Interest	0	0	0	0	0	0.000	0	0.000
Not Available for Competition	0	0	4	210	4	6.557	210	4.932
Synopsis of Procurement Prior to Award								
Synopsized Prior to Award	3	-133	27	2,724	30	49.180	2,591	60.850
Not Synopsized due to Emergency	0	0	6	607	6	9.836	607	14.256
Not Synopsized for Other Reasons	1	44	24	1,016	25	40.984	1,060	24.894
Women Owned Business	0	0	0	0	0	0.000	0	0.000
Full and Open with Only One Bidder/Offeror	0	0	16	694	16	26.230	694	16.299

**FEDERAL PROCUREMENT DATA SYSTEM
PEACE CORP SNAPSHOT REPORT
Actions Reported in Summary on SF281
Fiscal Year 1988 Through Second Quarter**

Part I - Total Prime Acquisition Actions

Acquisition Method	Number of Actions	Net Dollar Amount (000)				
		Total	Small Business Concerns	Large Business Concerns	Educational & Non-Profit Institutions	Outside U.S./ Outlying Areas
1. Total (2+7+8)	5,820	8,720				
2. Subtotal (3+4+5+6)	5,820	8,720	1,649	685	98	6,288
3. Formally Advertised (Including 2 Step)	0	0	0	0	0	0
4. Negotiated Competitive	1,864	4,036	387	62	0	3,587
5. Negotiated Non-Competitive	3,782	4,245	1,081	365	98	2,701
6. Procurement Under Another Agency's Contracts	174	439	181	258	0	0
6A. GSA Schedules	174	439	181	258	0	0
6B. Another Agency's Contracts	0	0	0	0	0	0
7. Directed Contracts For Foreign Governments	0	0				
8. Tariff Or Regulated Acquisitions	0	0				

Part II - Statistics on Selected Types of Acquisition

Type of Acquisition	Number of Actions	Net Dollar Amount (000)
9. Small Business Total Set-Asides	0	0
10. Small Business Partial Set-Asides	0	0
11. Total Labor Surplus Area Set-Asides	0	0
12. Total Labor Surplus Area/Small Business Set-Asides	0	0
13. Acquisitions From Minority and Disadvantaged Business Enterprises (13A + 13B)	3	26
13A. Directed to Large Or Small Minority Business Enterprises	3	26
13B. Small Business - Disadvantaged 8(A)	0	0
14. Women-Owned Business	47	123

**PEACE CORP SNAPSHOT REPORT
Actions Reported Individually on SF279
Fiscal Year 1988 Through Second Quarter**

	PRE-CICA		POST-CICA		PRE-& POST-CICA			
	Actions	Dollars (000)	Actions	Dollars (000)	Actions	Percents of Actions	Dollars (000)	Percentage of Dollars (000)
Total	1	28	53	5,665	54	100.000	5,693	100.000
Subject To Statutory Requirements								
Walsh Healy Act - Mfg	0	0	2	65	2	3.704	65	1.142
Walsh Healy Act - Dealer	0	0	1	123	1	1.852	123	2.161
Service Contract Act	0	0	0	0	0	0.000	0	0.000
Davis Bacon Act	0	0	0	0	0	0.000	0	0.000
Not subject to Above 3 Acts	1	28	50	5,477	51	94.444	5,505	96.698
Kind of Contract Action								
Initial Letter Contract	0	0	0	0	0	0.000	0	0.000
Def. Cont. Superseding Letter Contract	0	0	0	0	0	0.000	0	0.000
New Definitive Contract	0	0	35	3,121	35	64.815	3,121	54.822
Order Under Agency's Contract	0	0	0	0	0	0.000	0	0.000
Modification	1	28	16	2,479	17	31.481	2,507	44.037
GSA Schedule	0	0	2	65	2	3.704	65	1.142
Order Under Other Agency's Contract	0	0	0	0	0	0.000	0	0.000
Termination for Default	0	0	0	0	0	0.000	0	0.000
Termination for Convenience	0	0	0	0	0	0.000	0	0.000
Labor Surplus Area (LSA)								
Total Set-Aside	0	0	0	0	0	0.000	0	0.000
Partial Set-Aside (DOD contracts)	0	0	0	0	0	0.000	0	0.000
Tie Bid Preference	0	0	0	0	0	0.000	0	0.000
Total LSA/Small Bus. Set-Aside	0	0	0	0	0	0.000	0	0.000
Comb. Sm. Bus. Partial LSA (DOD contracts)	0	0	0	0	0	0.000	0	0.000
Subtotal:	0	0	0	0	0	0.000	0	0.000
LSA No Preference Given	1	28	53	5,665	54	100.000	5,693	100.000
Product or Service								
Supplies & Equipment	0	0	1	35	1	1.852	35	0.615
Research & Development	0	0	0	0	0	0.000	0	0.000
Construction	0	0	0	0	0	0.000	0	0.000
Architect Engineering	0	0	0	0	0	0.000	0	0.000
Automatic Data Processing Services	0	0	1	154	1	1.852	154	2.705
ADP Equipment, Purchase & Lease	1	28	1	30	2	3.704	58	1.019
Real Property, Purchase & Lease	0	0	6	189	6	11.111	189	3.320
Other Services	0	0	44	5,257	44	81.481	5,257	92.341

FEDERAL PROCUREMENT DATA SYSTEM
PEACE CORP SNAPSHOT REPORT
Actions Reported Individually on SF279
Fiscal Year 1988 Through Second Quarter

	PRE-CICA		POST-CICA		PRE- & POST-CICA			
	Actions	Dollars (000)	Actions	Dollars (000)	Actions	Percentage of Actions	Dollars (000)	Percentage of Dollars (000)
Methods of Contracting (Pre-CICA)								
2-step Formal Advertising	0	0	0	0	0	0.000	0	0.000
Other Formal Advertising	0	0	0	0	0	0.000	0	0.000
Negotiated Competitive	1	28	0	0	1	1.852	28	0.492
Negotiated Non-Competitive	0	0	0	0	0	0.000	0	0.000
Directed for Foreign Governments	0	0	0	0	0	0.000	0	0.000
Tariff or Regulated	0	0	0	0	0	0.000	0	0.000
8(a) Awards	0	0	0	0	0	0.000	0	0.000
Brand Name For Resale	0	0	0	0	0	0.000	0	0.000
Small Business Awards								
Small Business No Preference	0	0	19	2,113	19	35.185	2,113	37.116
Total Set-Asides	0	0	0	0	0	0.000	0	0.000
Partial Set-Asides	0	0	0	0	0	0.000	0	0.000
8(a) Awards	0	0	9	1,937	9	16.667	1,937	34.024
Subtotal:	0	0	28	4,050	28	51.852	4,050	71.140
Type of Contract								
Fixed Price	1	28	34	1,868	35	64.815	1,896	33.304
Cost Reimbursement	0	0	19	3,797	19	35.185	3,797	66.696
Time & Material	0	0	0	0	0	0.000	0	0.000
Labor Hour	0	0	0	0	0	0.000	0	0.000
Type of Contractor								
Business Concerns	1	28	33	4,408	34	62.963	4,436	77.920
Educational & Non-Profit	0	0	1	320	1	1.852	320	5.621
State/Local Government	0	0	0	0	0	0.000	0	0.000
Non-defined	0	0	19	937	19	35.185	937	16.459
Full and Open Competition (Post-CICA)								
Normal Full & Open Competition	0	0	26	2,681	26	48.148	2,681	47.093
Architect Engineering	0	0	0	0	0	0.000	0	0.000
Basic Research	0	0	0	0	0	0.000	0	0.000
Multiple Award	0	0	2	65	2	3.704	65	1.142
Alternate Source	0	0	0	0	0	0.000	0	0.000
Small Business Set-Aside	0	0	0	0	0	0.000	0	0.000
LSA Set-Aside	0	0	0	0	0	0.000	0	0.000
LSA/Small Business Set-Aside	0	0	0	0	0	0.000	0	0.000
Authority for Other Than Full and Open Competition (Post-CICA)								
Competitive								
Only One Source	0	0	0	0	0	0.000	0	0.000
Follow-on Contracts	0	0	0	0	0	0.000	0	0.000
Other	0	0	0	0	0	0.000	0	0.000
Unusual & Compelling Urgency	0	0	0	0	0	0.000	0	0.000
Mobilization/Essential R&D	0	0	0	0	0	0.000	0	0.000
International Agreement	0	0	0	0	0	0.000	0	0.000
National Security	0	0	0	0	0	0.000	0	0.000
Public Interest	0	0	0	0	0	0.000	0	0.000
Non-Competitive								
Only One Source	0	0	13	585	13	24.074	585	10.276
Follow-on Contracts	0	0	1	320	1	1.852	320	5.621
Other	0	0	2	77	2	3.704	77	1.353
Unusual & Compelling Urgency	0	0	0	0	0	0.000	0	0.000
Mobilization/Essential R&D	0	0	0	0	0	0.000	0	0.000
International Agreement	0	0	0	0	0	0.000	0	0.000
National Security	0	0	0	0	0	0.000	0	0.000
Public Interest	0	0	0	0	0	0.000	0	0.000
Not Available for Competition	0	0	9	1,937	9	16.667	1,937	34.024
Synopsis of Procurement Prior to Award								
Synopsized Prior to Award	1	28	32	3,912	33	61.111	3,940	69.208
Not Synopsized due to Emergency	0	0	0	0	0	0.000	0	0.000
Not Synopsized for Other Reasons	0	0	21	1,753	21	38.889	1,753	30.792
Women Owned Business	0	0	1	234	1	1.852	234	4.110
Full and Open with Only One Bidder/Officer	0	0	4	562	4	7.407	562	9.872

FEDERAL PROCUREMENT DATA SYSTEM
PENNSYLVANIA AVENUE DEVELOPMENT CORP SNAPSHOT REPORT

Actions Reported in Summary on SF281

Fiscal Year 1988 Through Second Quarter

Part I - Total Prime Acquisition Actions

Acquisition Method	Number of Actions	Net Dollar Amount (000)				
		Total	Small Business Concerns	Large Business Concerns	Educational & Non-Profit Institutions	Outside U.S./ Outlying Areas
1. Total (2+7+8)	138	266,281				
2. Subtotal (3+4+5+6)	138	266,281	146,893	113,416	5,972	0
3. Formally Advertised (Including 2 Step)	0	0	0	0	0	0
4. Negotiated Competitive	43	173,849	130,296	43,553	0	0
5. Negotiated Non-Competitive	82	53,559	16,597	30,990	5,972	0
6. Procurement Under Another Agency's Contracts	13	38,873	0	38,873	0	0
6A. GSA Schedules	13	38,873	0	38,873	0	0
6B. Another Agency's Contracts	0	0	0	0	0	0
7. Directed Contracts For Foreign Governments	0	0	0	0	0	0
8. Tariff Or Regulated Acquisitions	0	0	0	0	0	0

Part II - Statistics on Selected Types of Acquisition

Type of Acquisition	Number of Actions	Net Dollar Amount (000)
9. Small Business Total Set-Asides	0	0
10. Small Business Partial Set-Asides	0	0
11. Total Labor Surplus Area Set-Asides	0	0
12. Total Labor Surplus Area/Small Business Set-Asides	0	0
13. Acquisitions From Minority and Disadvantaged Business Enterprises (13A + 13B)	0	0
13A. Directed to Large Or Small Minority Business Enterprises	0	0
13B. Small Business - Disadvantaged 8(A)	0	0
14. Women-Owned Business	0	0

PENNSYLVANIA AVENUE DEVELOPMENT CORP SNAPSHOT REPORT

Actions Reported Individually on SF279

Fiscal Year 1988 Through Second Quarter

	PRE-CICA		POST-CICA		PRE- & POST-CICA			
	Actions	Dollars (000)	Actions	Dollars (000)	Actions	Percents of Actions	Dollars (000)	Percentage of Dollars (000)
Total	1	470	4	573	5	100.000	1,043	100.000
Subject To Statutory Requirements								
Walsh Healy Act - Mfg	0	0	0	0	0	0.000	0	0.000
Walsh Healy Act - Dealer	0	0	0	0	0	0.000	0	0.000
Service Contract Act	0	0	0	0	0	0.000	0	0.000
Davis Bacon Act	0	0	3	534	3	60.000	534	51.198
Not subject to Above 3 Acts	1	470	1	39	2	40.000	509	48.802
Kind of Contract Action								
Initial Letter Contract	0	0	0	0	0	0.000	0	0.000
Def. Cont. Superseding Letter Contract	0	0	0	0	0	0.000	0	0.000
New Definitive Contract	1	470	4	573	5	100.000	1,043	100.000
Order Under Agency's Contract	0	0	0	0	0	0.000	0	0.000
Modification	0	0	0	0	0	0.000	0	0.000
GSA Schedule	0	0	0	0	0	0.000	0	0.000
Order Under Other Agency's Contract	0	0	0	0	0	0.000	0	0.000
Termination for Default	0	0	0	0	0	0.000	0	0.000
Termination for Convenience	0	0	0	0	0	0.000	0	0.000
Labor Surplus Area (LSA)								
Total Set-Aside	0	0	0	0	0	0.000	0	0.000
Partial Set-Aside (DOD contracts)	0	0	0	0	0	0.000	0	0.000
Tie Bid Preference	0	0	0	0	0	0.000	0	0.000
Total LSA/Small Bus. Set-Aside	0	0	0	0	0	0.000	0	0.000
Comb. Sm. Bus. Partial LSA (DOD contracts) ..	0	0	0	0	0	0.000	0	0.000
Subtotal:	0	0	0	0	0	0.000	0	0.000
LSA No Preference Given	1	470	4	573	5	100.000	1,043	100.000
Product or Service								
Supplies & Equipment	0	0	0	0	0	0.000	0	0.000
Research & Development	0	0	0	0	0	0.000	0	0.000
Construction	0	0	3	534	3	60.000	534	51.198
Architect Engineering	1	470	0	0	1	20.000	470	45.062
Automatic Data Processing Services	0	0	0	0	0	0.000	0	0.000
ADP Equipment, Purchase & Lease	0	0	0	0	0	0.000	0	0.000
Real Property, Purchase & Lease	0	0	0	0	0	0.000	0	0.000
Other Services	0	0	1	39	1	20.000	39	3.739

PENNSYLVANIA AVENUE DEVELOPMENT CORP SNAPSHOT REPORT

Actions Reported Individually on SF279

Fiscal Year 1988 Through Second Quarter

	PRE-CICA		POST-CICA		PRE- & POST-CICA			
	Actions	Dollars (000)	Actions	Dollars (000)	Actions	Percentage of Actions	Dollars (000)	Percentage of Dollars (000)
Methods of Contracting (Pre-CICA)								
2-step Formal Advertising	0	0	0	0	0	0.000	0	0.000
Other Formal Advertising	0	0	0	0	0	0.000	0	0.000
Negotiated Competitive	0	0	0	0	0	0.000	0	0.000
Negotiated Non-Competitive	1	470	0	0	1	20.000	470	45.062
Directed for Foreign Governments	0	0	0	0	0	0.000	0	0.000
Tariff or Regulated	0	0	0	0	0	0.000	0	0.000
8(a) Awards	0	0	0	0	0	0.000	0	0.000
Brand Name For Resale	0	0	0	0	0	0.000	0	0.000
Small Business Awards								
Small Business No Preference	0	0	0	0	0	0.000	0	0.000
Total Set-Asides	0	0	0	0	0	0.000	0	0.000
Partial Set-Asides	0	0	0	0	0	0.000	0	0.000
8(a) Awards	0	0	1	41	1	20.000	41	3.931
Subtotal:	0	0	1	41	1	20.000	41	3.931
Type of Contract								
Fixed Price	1	470	4	573	5	100.000	1,043	100.000
Cost Reimbursement	0	0	0	0	0	0.000	0	0.000
Time & Material	0	0	0	0	0	0.000	0	0.000
Labor Hour	0	0	0	0	0	0.000	0	0.000
Type of Contractor								
Business Concerns	1	470	4	573	5	100.000	1,043	100.000
Educational & Non-Profit	0	0	0	0	0	0.000	0	0.000
State/Local Government	0	0	0	0	0	0.000	0	0.000
Non-defined	0	0	0	0	0	0.000	0	0.000
Full and Open Competition (Post-CICA)								
Normal Full & Open Competition	0	0	1	457	1	20.000	457	43.816
Architect Engineering	0	0	0	0	0	0.000	0	0.000
Basic Research	0	0	0	0	0	0.000	0	0.000
Multiple Award	0	0	0	0	0	0.000	0	0.000
Alternate Source	0	0	0	0	0	0.000	0	0.000
Small Business Set-Aside	0	0	0	0	0	0.000	0	0.000
LSA Set-Aside	0	0	0	0	0	0.000	0	0.000
LSA/Small Business Set-Aside	0	0	0	0	0	0.000	0	0.000
Authority for Other Than Full and Open Competition (Post-CICA)								
Competitive								
Only One Source	0	0	0	0	0	0.000	0	0.000
Follow-on Contracts	0	0	1	39	1	20.000	39	3.739
Other	0	0	0	0	0	0.000	0	0.000
Unusual & Compelling Urgency	0	0	1	36	1	20.000	36	3.452
Mobilization/Essential R&D	0	0	0	0	0	0.000	0	0.000
International Agreement	0	0	0	0	0	0.000	0	0.000
National Security	0	0	0	0	0	0.000	0	0.000
Public Interest	0	0	0	0	0	0.000	0	0.000
Non-Competitive								
Only One Source	0	0	0	0	0	0.000	0	0.000
Follow-on Contracts	0	0	0	0	0	0.000	0	0.000
Other	0	0	0	0	0	0.000	0	0.000
Unusual & Compelling Urgency	0	0	0	0	0	0.000	0	0.000
Mobilization/Essential R&D	0	0	0	0	0	0.000	0	0.000
International Agreement	0	0	0	0	0	0.000	0	0.000
National Security	0	0	0	0	0	0.000	0	0.000
Public Interest	0	0	0	0	0	0.000	0	0.000
Not Available for Competition	0	0	1	41	1	20.000	41	3.931
Synopsis of Procurement Prior to Award								
Synopsized Prior to Award	1	470	1	457	2	40.000	927	88.878
Not Synopsized due to Emergency	0	0	0	0	0	0.000	0	0.000
Not Synopsized for Other Reasons	0	0	3	116	3	60.000	116	11.122
Women Owned Business	0	0	0	0	0	0.000	0	0.000
Full and Open with Only One Bidder/Offeree	0	0	0	0	0	0.000	0	0.000

FEDERAL PROCUREMENT DATA SYSTEM
RAILROAD RETIREMENT BOARD SNAPSHOT REPORT

Actions Reported in Summary on SF281

Fiscal Year 1988 Through Second Quarter

Part I - Total Prime Acquisition Actions

Acquisition Method	Number of Actions	Net Dollar Amount (000)				
		Total	Small Business Concerns	Large Business Concerns	Educational & Non-Profit Institutions	Outside U.S./ Outlying Areas
1. Total (2+7+8)	1,118	1,634				
2. Subtotal (3+4+5+6)	1,118	1,634	745	884	5	0
3. Formally Advertised (Including 2 Step)	0	0	0	0	0	0
4. Negotiated Competitive	144	310	141	169	0	0
5. Negotiated Non-Competitive	712	598	419	174	5	0
6. Procurement Under Another Agency's Contracts	262	726	185	541	0	0
6A. GSA Schedules	244	697	170	527	0	0
6B. Another Agency's Contracts	18	29	15	14	0	0
7. Directed Contracts For Foreign Governments	0	0				
8. Tariff Or Regulated Acquisitions	0	0				

Part II - Statistics on Selected Types of Acquisition

Type of Acquisition	Number of Actions	Net Dollar Amount (000)
9. Small Business Total Set-Asides	0	0
10. Small Business Partial Set-Asides	0	0
11. Total Labor Surplus Area Set-Asides	0	0
12. Total Labor Surplus Area/Small Business Set-Asides	0	0
13. Acquisitions From Minority and Disadvantaged Business Enterprises (13A + 13B)	0	0
13A. Directed to Large Or Small Minority Business Enterprises	0	0
13B. Small Business - Disadvantaged 8(A)	0	0
14. Women-Owned Business	0	0

RAILROAD RETIREMENT BOARD SNAPSHOT REPORT

Actions Reported Individually on SF279

Fiscal Year 1988 Through Second Quarter

	PRE-CICA		POST-CICA		PRE- & POST-CICA			
	Actions	Dollars (000)	Actions	Dollars (000)	Actions	Percents of Actions	Dollars (000)	Percentage of Dollars (000)
Total	2	182	34	2,550	36	100.000	2,732	100.000
Subject To Statutory Requirements								
Walsh Healy Act - Mfg	1	129	15	1,176	16	44.444	1,305	47.767
Walsh Healy Act - Dealer	0	0	0	0	0	0.000	0	0.000
Service Contract Act	1	53	11	1,006	12	33.333	1,059	38.763
Davis Bacon Act	0	0	0	0	0	0.000	0	0.000
Not subject to Above 3 Acts	0	0	8	368	8	22.222	368	13.470
Kind of Contract Action								
Initial Letter Contract	0	0	0	0	0	0.000	0	0.000
Def. Cont. Superseding Letter Contract	0	0	0	0	0	0.000	0	0.000
New Definitive Contract	0	0	6	576	6	16.667	576	21.083
Order Under Agency's Contract	0	0	0	0	0	0.000	0	0.000
Modification	2	182	13	891	15	41.667	1,073	39.275
GSA Schedule	0	0	15	1,083	15	41.667	1,083	39.641
Order Under Other Agency's Contract	0	0	0	0	0	0.000	0	0.000
Termination for Default	0	0	0	0	0	0.000	0	0.000
Termination for Convenience	0	0	0	0	0	0.000	0	0.000
Labor Surplus Area (LSA)								
Total Set-Aside	1	53	0	0	1	2.778	53	1.940
Partial Set-Aside (DOD contracts)	0	0	0	0	0	0.000	0	0.000
Tie Bid Preference	0	0	0	0	0	0.000	0	0.000
Total LSA/Small Bus. Set-Aside	0	0	0	0	0	0.000	0	0.000
Comb. Sm. Bus. Partial LSA (DOD contracts)	0	0	0	0	0	0.000	0	0.000
Subtotal:	1	53	0	0	1	2.778	53	1.940
LSA No Preference Given	1	129	34	2,550	35	97.222	2,679	98.060
Product or Service								
Supplies & Equipment	0	0	0	0	0	0.000	0	0.000
Research & Development	0	0	0	0	0	0.000	0	0.000
Construction	0	0	0	0	0	0.000	0	0.000
Architect Engineering	0	0	0	0	0	0.000	0	0.000
Automatic Data Processing Services	0	0	4	287	4	11.111	287	10.505
ADP Equipment, Purchase & Lease	1	129	5	335	6	16.667	464	16.984
Real Property, Purchase & Lease	0	0	0	0	0	0.000	0	0.000
Other Services	1	53	25	1,928	26	72.222	1,981	72.511

FEDERAL PROCUREMENT DATA SYSTEM
RAILROAD RETIREMENT BOARD SNAPSHOT REPORT

Actions Reported Individually on SF279
 Fiscal Year 1988 Through Second Quarter

	PRE-CICA		POST-CICA		PRE- & POST-CICA			
	Actions	Dollars (000)	Actions	Dollars (000)	Actions	Percentage of Actions	Dollars (000)	Percentage of Dollars (000)
Methods of Contracting (Pre-CICA)								
2-step Formal Advertising	0	0	0	0	0	0.000	0	0.000
Other Formal Advertising	0	0	0	0	0	0.000	0	0.000
Negotiated Competitive	2	182	0	0	2	5.556	182	6.662
Negotiated Non-Competitive	0	0	0	0	0	0.000	0	0.000
Directed for Foreign Governments	0	0	0	0	0	0.000	0	0.000
Tariff or Regulated	0	0	0	0	0	0.000	0	0.000
8(a) Awards	0	0	0	0	0	0.000	0	0.000
Brand Name For Resale	0	0	0	0	0	0.000	0	0.000
Small Business Awards								
Small Business No Preference	0	0	10	833	10	27.778	833	30.490
Total Set-Asides	0	0	0	0	0	0.000	0	0.000
Partial Set-Asides	0	0	0	0	0	0.000	0	0.000
8(a) Awards	0	0	0	0	0	0.000	0	0.000
Subtotal:	0	0	10	833	10	27.778	833	30.490
Type of Contract								
Fixed Price	2	182	34	2,550	36	100.000	2,732	100.000
Cost Reimbursement	0	0	0	0	0	0.000	0	0.000
Time & Material	0	0	0	0	0	0.000	0	0.000
Labor Hour	0	0	0	0	0	0.000	0	0.000
Type of Contractor								
Business Concerns	2	182	34	2,550	36	100.000	2,732	100.000
Educational & Non-Profit	0	0	0	0	0	0.000	0	0.000
State/Local Government	0	0	0	0	0	0.000	0	0.000
Non-defined	0	0	0	0	0	0.000	0	0.000
Full and Open Competition (Post-CICA)								
Normal Full & Open Competition	0	0	12	892	12	33.333	892	32.650
Architect Engineering	0	0	0	0	0	0.000	0	0.000
Basic Research	0	0	0	0	0	0.000	0	0.000
Multiple Award	0	0	15	1,083	15	41.667	1,083	39.641
Alternate Source	0	0	0	0	0	0.000	0	0.000
Small Business Set-Aside	0	0	0	0	0	0.000	0	0.000
LSA Set-Aside	0	0	0	0	0	0.000	0	0.000
LSA/Small Business Set-Aside	0	0	0	0	0	0.000	0	0.000
Authority for Other Than Full and Open Competition (Post-CICA)								
Competitive								
Only One Source	0	0	1	144	1	2.778	144	5.271
Follow-on Contracts	0	0	0	0	0	0.000	0	0.000
Other	0	0	0	0	0	0.000	0	0.000
Unusual & Compelling Urgency	0	0	0	0	0	0.000	0	0.000
Mobilization/Essential R&D	0	0	0	0	0	0.000	0	0.000
International Agreement	0	0	0	0	0	0.000	0	0.000
National Security	0	0	0	0	0	0.000	0	0.000
Public Interest	0	0	2	237	2	5.556	237	8.675
Non-Competitive								
Only One Source	0	0	0	0	0	0.000	0	0.000
Follow-on Contracts	0	0	0	0	0	0.000	0	0.000
Other	0	0	1	35	1	2.778	35	1.281
Unusual & Compelling Urgency	0	0	0	0	0	0.000	0	0.000
Mobilization/Essential R&D	0	0	0	0	0	0.000	0	0.000
International Agreement	0	0	0	0	0	0.000	0	0.000
National Security	0	0	0	0	0	0.000	0	0.000
Public Interest	0	0	0	0	0	0.000	0	0.000
Not Available for Competition	0	0	3	159	3	8.333	159	5.820
Synopsis of Procurement Prior to Award								
Synopsized Prior to Award	0	0	15	1,316	15	41.667	1,316	48.170
Not Synopsized due to Emergency	0	0	0	0	0	0.000	0	0.000
Not Synopsized for Other Reasons	2	182	19	1,234	21	58.333	1,416	51.830
Women Owned Business	0	0	0	0	0	0.000	0	0.000
Full and Open with Only One Bidder/Offeror	0	0	1	81	1	2.778	81	2.965

FEDERAL PROCUREMENT DATA SYSTEM
SECURITIES EXCHANGE COMMISSION SNAPSHOT REPORT

Actions Reported in Summary on SF281
 Fiscal Year 1988 Through Second Quarter

Part I - Total Prime Acquisition Actions

Acquisition Method	Number of Actions	Net Dollar Amount (000)				
		Total	Small Business Concerns	Large Business Concerns	Educational & Non-Profit Institutions	Outside U.S./ Outlying Areas
1. Total (2+7+8)	1,080	2,318				
2. Subtotal (3+4+5+6)	1,080	2,318	1,068	1,159	91	0
3. Formally Advertised (Including 2 Step)	0	0	0	0	0	0
4. Negotiated Competitive	239	1,203	743	460	0	0
5. Negotiated Non-Competitive	650	302	103	199	0	0
6. Procurement Under Another Agency's Contracts	191	813	222	500	91	0
6A. GSA Schedules	183	722	222	500	0	0
6B. Another Agency's Contracts	8	91	0	0	91	0
7. Directed Contracts For Foreign Governments	0	0	0	0	0	0
8. Tariff Or Regulated Acquisitions	0	0	0	0	0	0

Part II - Statistics on Selected Types of Acquisition

Type of Acquisition	Number of Actions	Net Dollar Amount (000)
9. Small Business Total Set-Asides	0	0
10. Small Business Partial Set-Asides	0	0
11. Total Labor Surplus Area Set-Asides	0	0
12. Total Labor Surplus Area/Small Business Set-Asides	0	0
13. Acquisitions From Minority and Disadvantaged Business Enterprises (13A + 13B)	0	0
13A. Directed to Large Or Small Minority Business Enterprises	0	0
13B. Small Business - Disadvantaged 8(A)	0	0
14. Women-Owned Business	0	0

SECURITIES EXCHANGE COMMISSION SNAPSHOT REPORT

Actions Reported Individually on SF279
 Fiscal Year 1988 Through Second Quarter

	PRE-CICA		POST-CICA		PRE- & POST-CICA			
	Actions	Dollars (000)	Actions	Dollars (000)	Actions	Percents of Actions	Dollars (000)	Percentage of Dollars (000)
Total	0	0	20	3,650	20	100.000	3,650	100.000
Subject To Statutory Requirements								
Walsh Healy Act - Mfg	0	0	1	293	1	5.000	293	8.027
Walsh Healy Act - Dealer	0	0	6	668	6	30.000	668	18.301
Service Contract Act	0	0	10	1,870	10	50.000	1,870	51.233
Davis Bacon Act	0	0	0	0	0	0.000	0	0.000
Not subject to Above 3 Acts	0	0	3	819	3	15.000	819	22.438
Kind of Contract Action								
Initial Letter Contract	0	0	0	0	0	0.000	0	0.000
Def. Cont. Superseding Letter Contract	0	0	0	0	0	0.000	0	0.000
New Definitive Contract	0	0	6	619	6	30.000	619	16.959
Order Under Agency's Contract	0	0	2	459	2	10.000	459	12.575
Modification	0	0	3	1,544	3	15.000	1,544	42.301
GSA Schedule	0	0	7	363	7	35.000	363	9.945
Order Under Other Agency's Contract	0	0	2	665	2	10.000	665	18.219
Termination for Default	0	0	0	0	0	0.000	0	0.000
Termination for Convenience	0	0	0	0	0	0.000	0	0.000
Labor Surplus Area (LSA)								
Total Set-Aside	0	0	0	0	0	0.000	0	0.000
Partial Set-Aside (DOD contracts)	0	0	0	0	0	0.000	0	0.000
Tie Bid Preference	0	0	1	26	1	5.000	26	0.712
Total LSA/Small Bus. Set-Aside	0	0	0	0	0	0.000	0	0.000
Comb. Sm. Bus. Partial LSA (DOD contracts)	0	0	0	0	0	0.000	0	0.000
Subtotal:	0	0	1	26	1	5.000	26	0.712
LSA No Preference Given	0	0	19	3,624	19	95.000	3,624	99.288
Product or Service								
Supplies & Equipment	0	0	4	209	4	20.000	209	5.726
Research & Development	0	0	0	0	0	0.000	0	0.000
Construction	0	0	0	0	0	0.000	0	0.000
Architect Engineering	0	0	0	0	0	0.000	0	0.000
Automatic Data Processing Services	0	0	5	1,659	5	25.000	1,659	45.452
ADP Equipment, Purchase & Lease	0	0	4	1,209	4	20.000	1,209	33.123
Real Property, Purchase & Lease	0	0	0	0	0	0.000	0	0.000
Other Services	0	0	7	573	7	35.000	573	15.699

FEDERAL PROCUREMENT DATA SYSTEM
SECURITIES EXCHANGE COMMISSION SNAPSHOT REPORT
 Actions Reported Individually on SF279
 Fiscal Year 1988 Through Second Quarter

	PRE-CICA		POST-CICA		PRE- & POST-CICA			
	Actions	Dollars (000)	Actions	Dollars (000)	Actions	Percentage of Actions	Dollars (000)	Percentage of Dollars (000)
Methods of Contracting (Pre-CICA)								
2-step Formal Advertising	0	0	0	0	0	0.000	0	0.000
Other Formal Advertising	0	0	0	0	0	0.000	0	0.000
Negotiated Competitive	0	0	0	0	0	0.000	0	0.000
Negotiated Non-Competitive	0	0	0	0	0	0.000	0	0.000
Directed for Foreign Governments	0	0	0	0	0	0.000	0	0.000
Tariff or Regulated	0	0	0	0	0	0.000	0	0.000
8(a) Awards	0	0	0	0	0	0.000	0	0.000
Brand Name For Resale	0	0	0	0	0	0.000	0	0.000
Small Business Awards								
Small Business No Preference	0	0	3	138	3	15.000	138	3.781
Total Set-Asides	0	0	0	0	0	0.000	0	0.000
Partial Set-Asides	0	0	0	0	0	0.000	0	0.000
8(a) Awards	0	0	3	509	3	15.000	509	13.945
Subtotal:	0	0	6	647	6	30.000	647	17.726
Type of Contract								
Fixed Price	0	0	18	2,137	18	90.000	2,137	58.548
Cost Reimbursement	0	0	1	1,463	1	5.000	1,463	40.082
Time & Material	0	0	0	0	0	0.000	0	0.000
Labor Hour	0	0	1	50	1	5.000	50	1.370
Type of Contractor								
Business Concerns	0	0	19	3,581	19	95.000	3,581	98.110
Educational & Non-Profit	0	0	1	69	1	5.000	69	1.890
State/Local Government	0	0	0	0	0	0.000	0	0.000
Non-defined	0	0	0	0	0	0.000	0	0.000
Full and Open Competition (Post-CICA)								
Normal Full & Open Competition	0	0	3	431	3	15.000	431	11.808
Architect Engineering	0	0	0	0	0	0.000	0	0.000
Basic Research	0	0	0	0	0	0.000	0	0.000
Multiple Award	0	0	7	363	7	35.000	363	9.945
Alternate Source	0	0	0	0	0	0.000	0	0.000
Small Business Set-Aside	0	0	0	0	0	0.000	0	0.000
LSA Set-Aside	0	0	0	0	0	0.000	0	0.000
LSA/Small Business Set-Aside	0	0	0	0	0	0.000	0	0.000
Authority for Other Than Full and Open Competition (Post-CICA)								
Competitive								
Only One Source	0	0	0	0	0	0.000	0	0.000
Follow-on Contracts	0	0	0	0	0	0.000	0	0.000
Other	0	0	0	0	0	0.000	0	0.000
Unusual & Compelling Urgency	0	0	0	0	0	0.000	0	0.000
Mobilization/Essential R&D	0	0	0	0	0	0.000	0	0.000
International Agreement	0	0	0	0	0	0.000	0	0.000
National Security	0	0	0	0	0	0.000	0	0.000
Public Interest	0	0	0	0	0	0.000	0	0.000
Non-Competitive								
Only One Source	0	0	1	76	1	5.000	76	2.082
Follow-on Contracts	0	0	3	2,090	3	15.000	2,090	57.260
Other	0	0	1	69	1	5.000	69	1.890
Unusual & Compelling Urgency	0	0	1	54	1	5.000	54	1.479
Mobilization/Essential R&D	0	0	0	0	0	0.000	0	0.000
International Agreement	0	0	0	0	0	0.000	0	0.000
National Security	0	0	0	0	0	0.000	0	0.000
Public Interest	0	0	0	0	0	0.000	0	0.000
Not Available for Competition	0	0	4	567	4	20.000	567	15.534
Synopsis of Procurement Prior to Award								
Synopsized Prior to Award	0	0	6	2,124	6	30.000	2,124	58.192
Not Synopsized due to Emergency	0	0	2	112	2	10.000	112	3.068
Not Synopsized for Other Reasons	0	0	12	1,414	12	60.000	1,414	38.740
Women Owned Business	0	0	0	0	0	0.000	0	0.000
Full and Open with Only One Bidder/Offoror	0	0	3	394	3	15.000	394	10.795

**FEDERAL PROCUREMENT DATA SYSTEM
SELECTIVE SERVICE SYSTEM SNAPSHOT REPORT**

Actions Reported in Summary on SF281

Fiscal Year 1988 Through Second Quarter

Part I - Total Prime Acquisition Actions

Acquisition Method	Number of Actions	Net Dollar Amount (000)				
		Total	Small Business Concerns	Large Business Concerns	Educational & Non-Profit Institutions	Outside U.S./Outlying Areas
1. Total (2+7+8)	502	522				
2. Subtotal (3+4+5+6)	502	522	171	348	3	0
3. Formally Advertised (Including 2 Step)	0	0	0	0	0	0
4. Negotiated Competitive	161	145	87	57	1	0
5. Negotiated Non-Competitive	198	135	66	67	2	0
6. Procurement Under Another Agency's Contracts	143	242	18	224	0	0
6A. GSA Schedules	77	190	8	182	0	0
6B. Another Agency's Contracts	66	52	10	42	0	0
7. Directed Contracts For Foreign Governments	0	0				
8. Tariff Or Regulated Acquisitions	0	0				

Part II - Statistics on Selected Types of Acquisition

Type of Acquisition	Number of Actions	Net Dollar Amount (000)
9. Small Business Total Set-Asides	0	0
10. Small Business Partial Set-Asides	0	0
11. Total Labor Surplus Area Set-Asides	0	0
12. Total Labor Surplus Area/Small Business Set-Asides	0	0
13. Acquisitions From Minority and Disadvantaged Business Enterprises (13A + 13B)	11	6
13A. Directed to Large Or Small Minority Business Enterprises	11	6
13B. Small Business - Disadvantaged 8(A)	0	0
14. Women-Owned Business	16	16

SELECTIVE SERVICE SYSTEM SNAPSHOT REPORT

Actions Reported Individually on SF279

Fiscal Year 1988 Through Second Quarter

	PRE-CICA		POST-CICA		PRE- & POST-CICA			
	Actions	Dollars (000)	Actions	Dollars (000)	Actions	Percents of Actions	Dollars (000)	Percentage of Dollars (000)
Total	0	0	5	271	5	100.000	271	100.000
Subject To Statutory Requirements								
Walsh Healy Act - Mfg	0	0	0	0	0	0.000	0	0.000
Walsh Healy Act - Dealer	0	0	0	0	0	0.000	0	0.000
Service Contract Act	0	0	5	271	5	100.000	271	100.000
Davis Bacon Act	0	0	0	0	0	0.000	0	0.000
Not subject to Above 3 Acts	0	0	0	0	0	0.000	0	0.000
Kind of Contract Action								
Initial Letter Contract	0	0	0	0	0	0.000	0	0.000
Def. Cont. Superseding Letter Contract	0	0	0	0	0	0.000	0	0.000
New Definitive Contract	0	0	2	99	2	40.000	99	36.531
Order Under Agency's Contract	0	0	1	101	1	20.000	101	37.269
Modification	0	0	0	0	0	0.000	0	0.000
GSA Schedule	0	0	2	71	2	40.000	71	26.199
Order Under Other Agency's Contract	0	0	0	0	0	0.000	0	0.000
Termination for Default	0	0	0	0	0	0.000	0	0.000
Termination for Convenience	0	0	0	0	0	0.000	0	0.000
Labor Surplus Area (LSA)								
Total Set-Aside	0	0	0	0	0	0.000	0	0.000
Partial Set-Aside (DOD contracts)	0	0	0	0	0	0.000	0	0.000
Tie Bid Preference	0	0	0	0	0	0.000	0	0.000
Total LSA/Small Bus. Set-Aside	0	0	0	0	0	0.000	0	0.000
Comb. Sm. Bus. Partial LSA (DOD contracts)	0	0	0	0	0	0.000	0	0.000
Subtotal:	0	0	0	0	0	0.000	0	0.000
LSA No Preference Given	0	0	5	271	5	100.000	271	100.000
Product or Service								
Supplies & Equipment	0	0	0	0	0	0.000	0	0.000
Research & Development	0	0	0	0	0	0.000	0	0.000
Construction	0	0	0	0	0	0.000	0	0.000
Architect Engineering	0	0	0	0	0	0.000	0	0.000
Automatic Data Processing Services	0	0	0	0	0	0.000	0	0.000
ADP Equipment, Purchase & Lease	0	0	1	38	1	20.000	38	14.022
Real Property, Purchase & Lease	0	0	0	0	0	0.000	0	0.000
Other Services	0	0	4	233	4	80.000	233	85.978

FEDERAL PROCUREMENT DATA SYSTEM
SELECTIVE SERVICE SYSTEM SNAPSHOT REPORT
 Actions Reported Individually on SF279
 Fiscal Year 1988 Through Second Quarter

	PRE-CICA		POST-CICA		PRE- & POST-CICA			
	Actions	Dollars (000)	Actions	Dollars (000)	Actions	Percentage of Actions	Dollars (000)	Percentage of Dollars (000)
Methods of Contracting (Pre-CICA)								
2-step Formal Advertising	0	0	0	0	0	0.000	0	0.000
Other Formal Advertising	0	0	0	0	0	0.000	0	0.000
Negotiated Competitive	0	0	0	0	0	0.000	0	0.000
Negotiated Non-Competitive	0	0	0	0	0	0.000	0	0.000
Directed for Foreign Governments	0	0	0	0	0	0.000	0	0.000
Tariff or Regulated	0	0	0	0	0	0.000	0	0.000
8(a) Awards	0	0	0	0	0	0.000	0	0.000
Brand Name For Resale	0	0	0	0	0	0.000	0	0.000
Small Business Awards								
Small Business No Preference	0	0	1	27	1	20.000	27	9.963
Total Set-Asides	0	0	0	0	0	0.000	0	0.000
Partial Set-Asides	0	0	0	0	0	0.000	0	0.000
8(a) Awards	0	0	0	0	0	0.000	0	0.000
Subtotal:	0	0	1	27	1	20.000	27	9.963
Type of Contract								
Fixed Price	0	0	5	271	5	100.000	271	100.000
Cost Reimbursement	0	0	0	0	0	0.000	0	0.000
Time & Material	0	0	0	0	0	0.000	0	0.000
Labor Hour	0	0	0	0	0	0.000	0	0.000
Type of Contractor								
Business Concerns	0	0	5	271	5	100.000	271	100.000
Educational & Non-Profit	0	0	0	0	0	0.000	0	0.000
State/Local Government	0	0	0	0	0	0.000	0	0.000
Non-defined	0	0	0	0	0	0.000	0	0.000
Full and Open Competition (Post-CICA)								
Normal Full & Open Competition	0	0	1	101	1	20.000	101	37.269
Architect Engineering	0	0	0	0	0	0.000	0	0.000
Basic Research	0	0	0	0	0	0.000	0	0.000
Multiple Award	0	0	2	71	2	40.000	71	26.199
Alternate Source	0	0	0	0	0	0.000	0	0.000
Small Business Set-Aside	0	0	0	0	0	0.000	0	0.000
LSA Set-Aside	0	0	0	0	0	0.000	0	0.000
LSA/Small Business Set-Aside	0	0	0	0	0	0.000	0	0.000
Authority for Other Than Full and Open Competition (Post-CICA)								
Competitive								
Only One Source	0	0	0	0	0	0.000	0	0.000
Follow-on Contracts	0	0	1	27	1	20.000	27	9.963
Other	0	0	0	0	0	0.000	0	0.000
Unusual & Compelling Urgency	0	0	0	0	0	0.000	0	0.000
Mobilization/Essential R&D	0	0	0	0	0	0.000	0	0.000
International Agreement	0	0	0	0	0	0.000	0	0.000
National Security	0	0	0	0	0	0.000	0	0.000
Public Interest	0	0	0	0	0	0.000	0	0.000
Non-Competitive								
Only One Source	0	0	0	0	0	0.000	0	0.000
Follow-on Contracts	0	0	0	0	0	0.000	0	0.000
Other	0	0	0	0	0	0.000	0	0.000
Unusual & Compelling Urgency	0	0	0	0	0	0.000	0	0.000
Mobilization/Essential R&D	0	0	0	0	0	0.000	0	0.000
International Agreement	0	0	0	0	0	0.000	0	0.000
National Security	0	0	0	0	0	0.000	0	0.000
Public Interest	0	0	0	0	0	0.000	0	0.000
Not Available for Competition	0	0	1	72	1	20.000	72	26.568
Synopsis of Procurement Prior to Award								
Synopsized Prior to Award	0	0	1	101	1	20.000	101	37.269
Not Synopsized due to Emergency	0	0	0	0	0	0.000	0	0.000
Not Synopsized for Other Reasons	0	0	4	170	4	80.000	170	62.731
Women Owned Business	0	0	0	0	0	0.000	0	0.000
Full and Open with Only One Bidder/Officer	0	0	0	0	0	0.000	0	0.000

FEDERAL PROCUREMENT DATA SYSTEM
SMALL BUSINESS ADMINISTRATION SNAPSHOT REPORT

Actions Reported in Summary on SF281

Fiscal Year 1988 Through Second Quarter

Part I - Total Prime Acquisition Actions

Acquisition Method	Number of Actions	Net Dollar Amount (000)				
		Total	Small Business Concerns	Large Business Concerns	Educational & Non-Profit Institutions	Outside U.S./ Outlying Areas
1. Total (2+7+8)	3,778	6,804				
2. Subtotal (3+4+5+6)	3,767	6,793	2,269	4,193	329	2
3. Formally Advertised (Including 2 Step)	0	0	0	0	0	0
4. Negotiated Competitive	656	657	156	196	305	0
5. Negotiated Non-Competitive	1,538	3,288	1,776	1,486	24	2
6. Procurement Under Another Agency's Contracts	1,573	2,848	337	2,511	0	0
6A. GSA Schedules	1,232	2,401	199	2,202	0	0
6B. Another Agency's Contracts	341	447	138	309	0	0
7. Directed Contracts For Foreign Governments	0	0				
8. Tariff Or Regulated Acquisitions	11	11				

Part II - Statistics on Selected Types of Acquisition

Type of Acquisition	Number of Actions	Net Dollar Amount (000)
9. Small Business Total Set-Asides	144	151
10. Small Business Partial Set-Asides	0	0
11. Total Labor Surplus Area Set-Asides	0	0
12. Total Labor Surplus Area/Small Business Set-Asides	0	0
13. Acquisitions From Minority and Disadvantaged Business Enterprises (13A + 13B)	0	0
13A. Directed to Large Or Small Minority Business Enterprises	37	64
13B. Small Business - Disadvantaged 8(A)	37	64
14. Women-Owned Business	0	0
	11	4

SMALL BUSINESS ADMINISTRATION SNAPSHOT REPORT

Actions Reported Individually on SF279

Fiscal Year 1988 Through Second Quarter

	PRE-CICA		POST-CICA		PRE-& POST-CICA			
	Actions	Dollars (000)	Actions	Dollars (000)	Actions	Percents of Actions	Dollars (000)	Percentage of Dollars (000)
Total	4	413	93	12,463	97	100.000	12,876	100.000
Subject To Statutory Requirements								
Welsh Healy Act - Mfg	0	0	7	230	7	7.216	230	1.786
Welsh Healy Act - Dealer	0	0	0	0	0	0.000	0	0.000
Service Contract Act	0	0	1	25	1	1.031	25	0.194
Davis Bacon Act	0	0	0	0	0	0.000	0	0.000
Not subject to Above 3 Acts	4	413	85	12,208	89	91.753	12,621	98.020
Kind of Contract Action								
Initial Letter Contract	0	0	0	0	0	0.000	0	0.000
Def. Cont. Superseding Letter Contract	0	0	0	0	0	0.000	0	0.000
New Definitive Contract	0	0	25	5,164	25	25.773	5,164	40.106
Order Under Agency's Contract	0	0	0	0	0	0.000	0	0.000
Modification	4	413	38	5,811	42	43.299	6,224	48.338
GSA Schedule	0	0	30	1,488	30	30.928	1,488	11.556
Order Under Other Agency's Contract	0	0	0	0	0	0.000	0	0.000
Termination for Default	0	0	0	0	0	0.000	0	0.000
Termination for Convenience	0	0	0	0	0	0.000	0	0.000
Labor Surplus Area (LSA)								
Total Set-Aside	0	0	0	0	0	0.000	0	0.000
Partial Set-Aside (DOD contracts)	0	0	0	0	0	0.000	0	0.000
Tie Bid Preference	0	0	0	0	0	0.000	0	0.000
Total LSA/Small Bus. Set-Aside	0	0	0	0	0	0.000	0	0.000
Comb. Sm. Bus. Partial LSA (DOD contracts)	0	0	0	0	0	0.000	0	0.000
Subtotal:	0	0	0	0	0	0.000	0	0.000
LSA No Preference Given	4	413	93	12,463	97	100.000	12,876	100.000
Product or Service								
Supplies & Equipment	0	0	1	37	1	1.031	37	0.287
Research & Development	0	0	0	0	0	0.000	0	0.000
Construction	0	0	2	76	2	2.062	76	0.590
Architect Engineering	0	0	0	0	0	0.000	0	0.000
Automatic Data Processing Services	2	181	24	5,853	26	26.804	6,034	46.862
ADP Equipment, Purchase & Lease	0	0	21	1,876	21	21.649	1,876	14.570
Real Property, Purchase & Lease	0	0	3	152	3	3.093	152	1.180
Other Services	2	232	42	4,469	44	45.361	4,701	36.510

FEDERAL PROCUREMENT DATA SYSTEM
SMALL BUSINESS ADMINISTRATION SNAPSHOT REPORT
 Actions Reported Individually on SF279
 Fiscal Year 1988 Through Second Quarter

	PRE-CICA		POST-CICA		PRE- & POST-CICA			
	Actions	Dollars (000)	Actions	Dollars (000)	Actions	Percentage of Actions	Dollars (000)	Percentage of Dollars (000)
Methods of Contracting (Pre-CICA)								
2-step Formal Advertising	0	0	0	0	0	0.000	0	0.000
Other Formal Advertising	0	0	0	0	0	0.000	0	0.000
Negotiated Competitive	1	200	0	0	1	1.031	200	1.553
Negotiated Non-Competitive	0	0	0	0	0	0.000	0	0.000
Directed for Foreign Governments	0	0	0	0	0	0.000	0	0.000
Tariff or Regulated	0	0	0	0	0	0.000	0	0.000
8(a) Awards	3	213	0	0	3	3.093	213	1.654
Brand Name For Resale	0	0	0	0	0	0.000	0	0.000
Small Business Awards								
Small Business No Preference	1	200	33	6,710	34	35.052	6,910	53.666
Total Set-Asides	0	0	1	50	1	1.031	50	0.388
Partial Set-Asides	0	0	0	0	0	0.000	0	0.000
8(a) Awards	3	213	9	771	12	12.371	984	7.642
Subtotal:	4	413	43	7,531	47	48.454	7,944	61.696
Type of Contract								
Fixed Price	4	413	86	11,567	90	92.784	11,980	93.041
Cost Reimbursement	0	0	7	896	7	7.216	896	6.959
Time & Material	0	0	0	0	0	0.000	0	0.000
Labor Hour	0	0	0	0	0	0.000	0	0.000
Type of Contractor								
Business Concerns	4	413	93	12,463	97	100.000	12,876	100.000
Educational & Non-Profit	0	0	0	0	0	0.000	0	0.000
State/Local Government	0	0	0	0	0	0.000	0	0.000
Non-defined	0	0	0	0	0	0.000	0	0.000
Full and Open Competition (Post-CICA)								
Normal Full & Open Competition	0	0	17	4,486	17	17.526	4,486	34.840
Architect Engineering	0	0	0	0	0	0.000	0	0.000
Basic Research	0	0	0	0	0	0.000	0	0.000
Multiple Award	0	0	30	1,422	30	30.928	1,422	11.044
Alternate Source	0	0	0	0	0	0.000	0	0.000
Small Business Set-Aside	0	0	1	50	1	1.031	50	0.388
LSA Set-Aside	0	0	0	0	0	0.000	0	0.000
LSA/Small Business Set-Aside	0	0	0	0	0	0.000	0	0.000
Authority for Other Than Full and Open Competition (Post-CICA)								
Competitive								
Only One Source	0	0	0	0	0	0.000	0	0.000
Follow-on Contracts	0	0	0	0	0	0.000	0	0.000
Other	0	0	0	0	0	0.000	0	0.000
Unusual & Compelling Urgency	0	0	0	0	0	0.000	0	0.000
Mobilization/Essential R&D	0	0	0	0	0	0.000	0	0.000
International Agreement	0	0	0	0	0	0.000	0	0.000
National Security	0	0	0	0	0	0.000	0	0.000
Public Interest	0	0	0	0	0	0.000	0	0.000
Non-Competitive								
Only One Source	0	0	2	290	2	2.062	290	2.252
Follow-on Contracts	0	0	2	93	2	2.062	93	0.722
Other	0	0	3	210	3	3.093	210	1.631
Unusual & Compelling Urgency	0	0	0	0	0	0.000	0	0.000
Mobilization/Essential R&D	0	0	0	0	0	0.000	0	0.000
International Agreement	0	0	0	0	0	0.000	0	0.000
National Security	0	0	0	0	0	0.000	0	0.000
Public Interest	0	0	0	0	0	0.000	0	0.000
Not Available for Competition	3	213	37	5,887	40	41.237	6,100	47.375
Synopsis of Procurement Prior to Award								
Synopsized Prior to Award	0	0	46	5,746	46	47.423	5,746	44.626
Not Synopsized due to Emergency	0	0	0	0	0	0.000	0	0.000
Not Synopsized for Other Reasons	4	413	47	6,717	51	52.577	7,130	55.374
Women Owned Business	0	0	6	676	6	6.186	676	5.250
Full and Open with Only One Bidder/Offeree	0	0	2	205	2	2.062	205	1.592

FEDERAL PROCUREMENT DATA SYSTEM
SMITHSONIAN INSTITUTION SNAPSHOT REPORT

Actions Reported in Summary on SF281

Fiscal Year 1988 Through Second Quarter

Part I - Total Prime Acquisition Actions

Acquisition Method	Number of Actions	Net Dollar Amount (000)				
		Total	Small Business Concerns	Large Business Concerns	Educational & Non-Profit Institutions	Outside U.S./ Outlying Areas
1. Total (2+7+8)	12,332	7,283				
2. Subtotal (3+4+5+6)	12,332	7,283	6,195	911	177	0
3. Formally Advertised (Including 2 Step)	0	0	0	0	0	0
4. Negotiated Competitive	318	758	696	62	0	0
5. Negotiated Non-Competitive	11,599	5,497	5,056	264	177	0
6. Procurement Under Another Agency's Contracts	415	1,028	443	585	0	0
6A. GSA Schedules	364	855	270	585	0	0
6B. Another Agency's Contracts	51	173	173	0	0	0
7. Directed Contracts For Foreign Governments	0	0				
8. Tariff Or Regulated Acquisitions	0	0				

Part II - Statistics on Selected Types of Acquisition

Type of Acquisition	Number of Actions	Net Dollar Amount (000)
9. Small Business Total Set-Asides	11,939	6,480
10. Small Business Partial Set-Asides	0	0
11. Total Labor Surplus Area Set-Asides	0	0
12. Total Labor Surplus Area/Small Business Set-Asides	0	0
13. Acquisitions From Minority and Disadvantaged Business Enterprises (13A + 13B)	0	0
13A. Directed to Large Or Small Minority Business Enterprises	156	312
13B. Small Business - Disadvantaged 8(A)	156	312
14. Women-Owned Business	0	0
	126	278

SMITHSONIAN INSTITUTION SNAPSHOT REPORT

Actions Reported Individually on SF279

Fiscal Year 1988 Through Second Quarter

	PRE-CICA		POST-CICA		PRE- & POST-CICA			
	Actions	Dollars (000)	Actions	Dollars (000)	Actions	Percents of Actions	Dollars (000)	Percentage of Dollars (000)
Total	16	848	220	16,557	236	100.000	17,405	100.000
Subject To Statutory Requirements								
Walsh Healy Act - Mfg	0	0	3	33	3	1.271	33	0.190
Walsh Healy Act - Dealer	6	84	113	4,613	119	50.424	4,697	26.986
Service Contract Act	5	610	10	934	15	6.356	1,544	8.871
Davis Bacon Act	1	14	66	9,591	67	28.390	9,605	55.185
Not subject to Above 3 Acts	4	140	28	1,386	32	13.559	1,526	8.768
Kind of Contract Action								
Initial Letter Contract	0	0	0	0	0	0.000	0	0.000
Def. Cont. Superseding Letter Contract	0	0	0	0	0	0.000	0	0.000
New Definitive Contract	0	0	104	12,635	104	44.068	12,635	72.594
Order Under Agency's Contract	0	0	0	0	0	0.000	0	0.000
Modification	13	771	88	2,868	101	42.797	3,639	20.908
GSA Schedule	3	77	27	654	30	12.712	731	4.200
Order Under Other Agency's Contract	0	0	1	400	1	0.424	400	2.298
Termination for Default	0	0	0	0	0	0.000	0	0.000
Termination for Convenience	0	0	0	0	0	0.000	0	0.000
Labor Surplus Area (LSA)								
Total Set-Aside	0	0	0	0	0	0.000	0	0.000
Partial Set-Aside (DOD contracts)	0	0	0	0	0	0.000	0	0.000
Tie Bid Preference	0	0	0	0	0	0.000	0	0.000
Total LSA/Small Bus. Set-Aside	0	0	0	0	0	0.000	0	0.000
Comb. Sm. Bus. Partial LSA (DOD contracts)	0	0	0	0	0	0.000	0	0.000
Subtotal:	0	0	0	0	0	0.000	0	0.000
LSA No Preference Given	16	848	220	16,557	236	100.000	17,405	100.000
Product or Service								
Supplies & Equipment	5	74	66	2,297	71	30.085	2,371	13.623
Research & Development	0	0	0	0	0	0.000	0	0.000
Construction	1	14	65	9,639	66	27.966	9,653	55.461
Architect Engineering	1	47	7	1,195	8	3.390	1,242	7.136
Automatic Data Processing Services	0	0	0	0	0	0.000	0	0.000
ADP Equipment, Purchase & Lease	1	10	7	176	8	3.390	186	1.069
Real Property, Purchase & Lease	0	0	1	6	1	0.424	6	0.034
Other Services	8	703	74	3,244	82	34.746	3,947	22.677

FEDERAL PROCUREMENT DATA SYSTEM
SMITHSONIAN INSTITUTION SNAPSHOT REPORT
 Actions Reported Individually on SF279
 Fiscal Year 1988 Through Second Quarter

	PRE-CICA		POST-CICA		PRE- & POST-CICA			
	Actions	Dollars (000)	Actions	Dollars (000)	Actions	Percentage of Actions	Dollars (000)	Percentage of Dollars (000)
Methods of Contracting (Pre-CICA)								
2-step Formal Advertising	0	0	0	0	0	0.000	0	0.000
Other Formal Advertising	3	14	0	0	3	1.271	14	0.080
Negotiated Competitive	8	212	0	0	8	3.390	212	1.218
Negotiated Non-Competitive	4	608	0	0	4	1.695	608	3.493
Directed for Foreign Governments	0	0	0	0	0	0.000	0	0.000
Tariff or Regulated	0	0	0	0	0	0.000	0	0.000
8(a) Awards	1	14	0	0	1	0.424	14	0.080
Brand Name For Resale	0	0	0	0	0	0.000	0	0.000
Small Business Awards								
Small Business No Preference	6	116	144	9,859	150	63.559	9,975	57.311
Total Set-Asides	0	0	2	26	2	0.847	26	0.149
Partial Set-Asides	0	0	0	0	0	0.000	0	0.000
8(a) Awards	1	14	28	603	29	12.288	617	3.545
Subtotal:	7	130	174	10,488	181	76.695	10,618	61.005
Type of Contract								
Fixed Price	16	848	220	16,557	236	100.000	17,405	100.000
Cost Reimbursement	0	0	0	0	0	0.000	0	0.000
Time & Material	0	0	0	0	0	0.000	0	0.000
Labor Hour	0	0	0	0	0	0.000	0	0.000
Type of Contractor								
Business Concerns	15	691	220	16,557	235	99.576	17,248	99.098
Educational & Non-Profit	1	157	0	0	1	0.424	157	0.902
State/Local Government	0	0	0	0	0	0.000	0	0.000
Non-defined	0	0	0	0	0	0.000	0	0.000
Full and Open Competition (Post-CICA)								
Normal Full & Open Competition	0	0	78	6,327	78	33.051	6,327	36.352
Architect Engineering	0	0	6	1,193	6	2.542	1,193	6.854
Basic Research	0	0	0	0	0	0.000	0	0.000
Multiple Award	0	0	15	448	15	6.356	448	2.574
Alternate Source	0	0	0	0	0	0.000	0	0.000
Small Business Set-Aside	0	0	2	26	2	0.847	26	0.149
LSA Set-Aside	0	0	0	0	0	0.000	0	0.000
LSA/Small Business Set-Aside	0	0	0	0	0	0.000	0	0.000
Authority for Other Than Full and Open Competition (Post-CICA)								
Competitive								
Only One Source	0	0	0	0	0	0.000	0	0.000
Follow-on Contracts	0	0	0	0	0	0.000	0	0.000
Other	0	0	0	0	0	0.000	0	0.000
Unusual & Compelling Urgency	0	0	0	0	0	0.000	0	0.000
Mobilization/Essential R&D	0	0	0	0	0	0.000	0	0.000
International Agreement	0	0	0	0	0	0.000	0	0.000
National Security	0	0	0	0	0	0.000	0	0.000
Public Interest	0	0	0	0	0	0.000	0	0.000
Non-Competitive								
Only One Source	0	0	3	411	3	1.271	411	2.361
Follow-on Contracts	0	0	1	162	1	0.424	162	0.931
Other	0	0	15	1,160	15	6.356	1,160	6.665
Unusual & Compelling Urgency	0	0	0	0	0	0.000	0	0.000
Mobilization/Essential R&D	0	0	0	0	0	0.000	0	0.000
International Agreement	0	0	0	0	0	0.000	0	0.000
National Security	0	0	0	0	0	0.000	0	0.000
Public Interest	0	0	0	0	0	0.000	0	0.000
Not Available for Competition	1	14	51	6,078	52	22.034	6,092	35.001
Synopsis of Procurement Prior to Award								
Synopsized Prior to Award	4	28	39	4,082	43	18.220	4,110	23.614
Not Synopsized due to Emergency	0	0	0	0	0	0.000	0	0.000
Not Synopsized for Other Reasons	12	820	181	12,475	193	81.780	13,295	76.386
Women Owned Business	0	0	5	251	5	2.119	251	1.442
Full and Open with Only One Bidder/Officer	0	0	0	0	0	0.000	0	0.000

FEDERAL PROCUREMENT DATA SYSTEM
TENNESSEE VALLEY AUTHORITY SNAPSHOT REPORT
 Actions Reported in Summary on SF281
 Fiscal Year 1988 Through Second Quarter

Part I - Total Prime Acquisition Actions

Acquisition Method	Number of Actions	Net Dollar Amount (000)				
		Total	Small Business Concerns	Large Business Concerns	Educational & Non-Profit Institutions	Outside U.S./ Outlying Areas
1. Total (2+7+8)	61,242	84,111				
2. Subtotal (3+4+5+6)	41,703	70,919	48,135	22,468	175	141
3. Formally Advertised (Including 2 Step)	4,995	10,684	6,987	3,672	25	0
4. Negotiated Competitive	28,073	50,567	36,896	13,495	63	113
5. Negotiated Non-Competitive	8,001	8,227	3,959	4,166	87	15
6. Procurement Under Another Agency's Contracts	634	1,441	293	1,135	0	13
6A. GSA Schedules	634	1,441	293	1,135	0	13
6B. Another Agency's Contracts	0	0	0	0	0	0
7. Directed Contracts For Foreign Governments	0	0				
8. Tariff Or Regulated Acquisitions	19,539	13,192				

Part II - Statistics on Selected Types of Acquisition

Type of Acquisition	Number of Actions	Net Dollar Amount (000)
9. Small Business Total Set-Asides	23,479	18,602
10. Small Business Partial Set-Asides	0	0
11. Total Labor Surplus Area Set-Asides	0	0
12. Total Labor Surplus Area/Small Business Set-Asides	0	0
13. Acquisitions From Minority and Disadvantaged Business Enterprises (13A + 13B)	1,284	1,620
13A. Directed to Large Or Small Minority Business Enterprises	1,284	1,620
13B. Small Business - Disadvantaged 8(A)	0	0
14. Women-Owned Business	1,207	1,455

TENNESSEE VALLEY AUTHORITY SNAPSHOT REPORT

Actions Reported Individually on SF279
 Fiscal Year 1988 Through Second Quarter

	PRE-CICA		POST-CICA		PRE- & POST-CICA			
	Actions	Dollars (000)	Actions	Dollars (000)	Actions	Percents of Actions	Dollars (000)	Percentage of Dollars (000)
Total	88	62,896	726	158,304	814	100.000	221,200	100.000
Subject To Statutory Requirements								
Walsh Healy Act - Mfg	19	-1,615	273	65,552	292	35.872	63,937	28.905
Walsh Healy Act - Dealer	16	9,173	95	8,124	111	13.636	17,297	7.820
Service Contract Act	0	0	0	0	0	0.000	0	0.000
Davis Bacon Act	0	0	0	0	0	0.000	0	0.000
Not subject to Above 3 Acts	53	55,338	358	84,628	411	50.491	139,966	63.276
Kind of Contract Action								
Initial Letter Contract	0	0	1	28	1	0.123	28	0.013
Def. Cont. Superseding Letter Contract	0	0	0	0	0	0.000	0	0.000
New Definitive Contract	0	0	445	139,303	445	54.668	139,303	62.976
Order Under Agency's Contract	23	1,086	138	7,056	161	19.779	8,142	3.681
Modification	50	60,714	124	10,837	174	21.376	71,551	32.347
GSA Schedule	15	1,096	18	1,080	33	4.054	2,176	0.984
Order Under Other Agency's Contract	0	0	0	0	0	0.000	0	0.000
Termination for Default	0	0	0	0	0	0.000	0	0.000
Termination for Convenience	0	0	0	0	0	0.000	0	0.000
Labor Surplus Area (LSA)								
Total Set-Aside	0	0	0	0	0	0.000	0	0.000
Partial Set-Aside (DOD contracts)	0	0	0	0	0	0.000	0	0.000
Tie Bid Preference	0	0	0	0	0	0.000	0	0.000
Total LSA/Small Bus. Set-Aside	0	0	0	0	0	0.000	0	0.000
Comb. Sm. Bus. Partial LSA (DOD contracts) ..	0	0	0	0	0	0.000	0	0.000
Subtotal:	0	0	0	0	0	0.000	0	0.000
LSA No Preference Given	88	62,896	726	158,304	814	100.000	221,200	100.000
Product or Service								
Supplies & Equipment	69	13,930	514	103,139	583	71.622	117,069	52.925
Research & Development	2	289	0	0	2	0.246	289	0.131
Construction	2	289	29	6,101	31	3.808	6,390	2.889
Architect Engineering	0	0	8	7,373	8	0.983	7,373	3.333
Automatic Data Processing Services	0	0	15	3,254	15	1.843	3,254	1.471
ADP Equipment, Purchase & Lease	5	459	43	3,917	48	5.897	4,376	1.978
Real Property, Purchase & Lease	3	46,598	11	11,366	14	1.720	57,964	26.204
Other Services	7	1,331	106	23,154	113	13.882	24,485	11.069

FEDERAL PROCUREMENT DATA SYSTEM
TENNESSEE VALLEY AUTHORITY SNAPSHOT REPORT
Actions Reported Individually on SF279
Fiscal Year 1988 Through Second Quarter

	PRE-CICA		POST-CICA		PRE- & POST-CICA			
	Actions	Dollars (000)	Actions	Dollars (000)	Actions	Percentage of Actions	Dollars (000)	Percentage of Dollars (000)
Methods of Contracting (Pre-CICA)								
2-step Formal Advertising	0	0	0	0	0	0.000	0	0.000
Other Formal Advertising	24	5,867	0	0	24	2.948	5,867	2.652
Negotiated Competitive	24	48,308	0	0	24	2.948	48,308	21.839
Negotiated Non-Competitive	39	9,399	0	0	39	4.791	9,399	4.249
Directed for Foreign Governments	0	0	0	0	0	0.000	0	0.000
Tariff or Regulated	0	0	0	0	0	0.000	0	0.000
8(a) Awards	1	-678	0	0	1	0.123	-678	-0.307
Brand Name For Resale	0	0	0	0	0	0.000	0	0.000
Small Business Awards								
Small Business No Preference	9	427	360	37,802	369	45.332	38,229	17.283
Total Set-Asides	0	0	40	1,776	40	4.914	1,776	0.803
Partial Set-Asides	0	0	0	0	0	0.000	0	0.000
8(a) Awards	1	-678	0	0	1	0.123	-678	-0.307
Subtotal:	10	-251	400	39,578	410	50.369	39,327	17.779
Type of Contract								
Fixed Price	86	62,607	852	131,287	738	90.663	193,894	87.656
Cost Reimbursement	1	256	4	1,723	5	0.614	1,979	0.895
Time & Material	0	0	0	0	0	0.000	0	0.000
Labor Hour	1	33	70	25,294	71	8.722	25,327	11.450
Type of Contractor								
Business Concerns	85	62,725	712	157,464	797	97.912	220,189	99.543
Educational & Non-Profit	0	0	8	479	8	0.983	479	0.217
State/Local Government	1	33	3	213	4	0.491	246	0.111
Non-defined	2	138	3	148	5	0.614	286	0.129
Full and Open Competition (Post-CICA)								
Normal Full & Open Competition	0	0	321	70,591	321	39.435	70,591	31.913
Architect Engineering	0	0	0	0	0	0.000	0	0.000
Basic Research	0	0	0	0	0	0.000	0	0.000
Multiple Award	0	0	22	1,427	22	2.703	1,427	0.645
Alternate Source	0	0	0	0	0	0.000	0	0.000
Small Business Set-Aside	0	0	40	1,776	40	4.914	1,776	0.803
LSA Set-Aside	0	0	0	0	0	0.000	0	0.000
LSA/Small Business Set-Aside	0	0	0	0	0	0.000	0	0.000
Authority for Other Than Full and Open Competition (Post-CICA)								
Competitive								
Only One Source	0	0	0	0	0	0.000	0	0.000
Follow-on Contracts	0	0	0	0	0	0.000	0	0.000
Other	0	0	0	0	0	0.000	0	0.000
Unusual & Compelling Urgency	0	0	0	0	0	0.000	0	0.000
Mobilization/Essential R&D	0	0	0	0	0	0.000	0	0.000
International Agreement	0	0	0	0	0	0.000	0	0.000
National Security	0	0	0	0	0	0.000	0	0.000
Public Interest	0	0	0	0	0	0.000	0	0.000
Non-Competitive								
Only One Source	0	0	0	0	0	0.000	0	0.000
Follow-on Contracts	0	0	0	0	0	0.000	0	0.000
Other	0	0	0	0	0	0.000	0	0.000
Unusual & Compelling Urgency	0	0	0	0	0	0.000	0	0.000
Mobilization/Essential R&D	0	0	0	0	0	0.000	0	0.000
International Agreement	0	0	0	0	0	0.000	0	0.000
National Security	0	0	0	0	0	0.000	0	0.000
Public Interest	0	0	0	0	0	0.000	0	0.000
Not Available for Competition	1	-678	343	84,510	344	42.260	83,832	37.899
Synopsis of Procurement Prior to Award								
Synopsized Prior to Award	1	256	317	99,064	318	39.066	99,320	44.901
Not Synopsized due to Emergency	0	0	57	14,889	57	7.002	14,889	6.731
Not Synopsized for Other Reasons	87	62,640	352	44,351	439	53.931	106,991	48.368
Women Owned Business	0	0	11	1,712	11	1.351	1,712	0.774
Full and Open with Only One Bidder/Offeree	0	0	11	11,325	11	1.351	11,325	5.120

FEDERAL PROCUREMENT DATA SYSTEM
U.S. INFORMATION AGENCY SNAPSHOT REPORT
 Actions Reported in Summary on SF281
 Fiscal Year 1988 Through Second Quarter
Part I - Total Prime Acquisition Actions

Acquisition Method	Number of Actions	Net Dollar Amount (000)				
		Total	Small Business Concerns	Large Business Concerns	Educational & Non-Profit Institutions	Outside U.S./ Outlying Areas
1. Total (2+7+8)	13,401	17,014				
2. Subtotal (3+4+5+6)	13,401	17,014	10,655	6,253	102	4
3. Formally Advertised (Including 2 Step)	511	1,434	790	640	4	0
4. Negotiated Competitive	2,290	4,098	3,499	599	0	0
5. Negotiated Non-Competitive	9,016	6,664	5,317	1,245	98	4
6. Procurement Under Another Agency's Contracts	1,584	4,818	1,049	3,769	0	0
6A. GSA Schedules	1,401	3,616	1,034	2,582	0	0
6B. Another Agency's Contracts	183	1,202	15	1,187	0	0
7. Directed Contracts For Foreign Governments	0	0				
8. Tariff Or Regulated Acquisitions	0	0				

Part II - Statistics on Selected Types of Acquisition

Type of Acquisition	Number of Actions	Net Dollar Amount (000)
9. Small Business Total Set-Asides	0	0
10. Small Business Partial Set-Asides	0	0
11. Total Labor Surplus Area Set-Asides	0	0
12. Total Labor Surplus Area/Small Business Set-Asides	35	82
13. Acquisitions From Minority and Disadvantaged Business Enterprises (13A + 13B)	234	1,111
13A. Directed to Large Or Small Minority Business Enterprises	221	981
13B. Small Business - Disadvantaged 8(A)	13	130
14. Women-Owned Business	192	360

U.S. INFORMATION AGENCY SNAPSHOT REPORT
 Actions Reported Individually on SF279
 Fiscal Year 1988 Through Second Quarter

	PRE-CICA		POST-CICA		PRE- & POST-CICA			
	Actions	Dollars (000)	Actions	Dollars (000)	Actions	Percents of Actions	Dollars (000)	Percentage of Dollars (000)
Total	51	12,287	118	17,626	169	100.000	29,913	100.000
Subject To Statutory Requirements								
Walsh Healy Act - Mfg	18	1,896	42	2,265	60	35.503	4,161	13.910
Walsh Healy Act - Dealer	11	1,323	14	2,330	25	14.793	3,653	12.212
Service Contract Act	3	212	14	1,036	17	10.059	1,248	4.172
Davis Bacon Act	0	0	0	0	0	0.000	0	0.000
Not subject to Above 3 Acts	19	8,856	48	11,995	67	39.645	20,851	69.705
Kind of Contract Action								
Initial Letter Contract	0	0	0	0	0	0.000	0	0.000
Def. Cont. Superseding Letter Contract	0	0	0	0	0	0.000	0	0.000
New Definitive Contract	0	0	25	5,168	25	14.793	5,168	17.277
Order Under Agency's Contract	18	6,137	21	1,354	39	23.077	7,491	25.043
Modification	7	3,365	38	8,473	45	26.627	11,838	39.575
GSA Schedule	19	1,810	28	1,323	47	27.811	3,133	10.474
Order Under Other Agency's Contract	7	975	6	1,308	13	7.692	2,283	7.632
Termination for Default	0	0	0	0	0	0.000	0	0.000
Termination for Convenience	0	0	0	0	0	0.000	0	0.000
Labor Surplus Area (LSA)								
Total Set-Aside	0	0	1	42	1	0.592	42	0.140
Partial Set-Aside (DOD contracts)	0	0	0	0	0	0.000	0	0.000
Tie Bid Preference	0	0	0	0	0	0.000	0	0.000
Total LSA/Small Bus. Set-Aside	0	0	1	49	1	0.592	49	0.164
Comb. Sm. Bus. Partial LSA (DOD contracts)	0	0	0	0	0	0.000	0	0.000
Subtotal:	0	0	2	91	2	1.183	91	0.304
LSA No Preference Given	51	12,287	116	17,535	167	98.817	29,822	99.696
Product or Service								
Supplies & Equipment	17	1,619	42	3,213	59	34.911	4,832	16.154
Research & Development	0	0	0	0	0	0.000	0	0.000
Construction	0	0	2	214	2	1.183	214	0.715
Architect Engineering	0	0	1	2,500	1	0.592	2,500	8.358
Automatic Data Processing Services	1	32	10	512	11	6.509	544	1.819
ADP Equipment, Purchase & Lease	4	292	5	363	9	5.325	655	2.190
Real Property, Purchase & Lease	0	0	1	162	1	0.592	162	0.542
Other Services	29	10,344	57	10,662	86	50.888	21,006	70.224

FEDERAL PROCUREMENT DATA SYSTEM
U.S. INFORMATION AGENCY SNAPSHOT REPORT

Actions Reported Individually on SF279
 Fiscal Year 1988 Through Second Quarter

	PRE-CICA		POST-CICA		PRE- & POST-CICA			
	Actions	Dollars (000)	Actions	Dollars (000)	Actions	Percentage of Actions	Dollars (000)	Percentage of Dollars (000)
Methods of Contracting (Pre-CICA)								
2-step Formal Advertising	2	71	0	0	2	1.183	71	0.237
Other Formal Advertising	0	0	0	0	0	0.000	0	0.000
Negotiated Competitive	35	6,564	0	0	35	20.710	6,564	21.944
Negotiated Non-Competitive	2	4,262	0	0	2	1.183	4,262	14.248
Directed for Foreign Governments	0	0	0	0	0	0.000	0	0.000
Tariff or Regulated	12	1,390	0	0	12	7.101	1,390	4.647
8(a) Awards	0	0	0	0	0	0.000	0	0.000
Brand Name For Resale	0	0	0	0	0	0.000	0	0.000
Small Business Awards								
Small Business No Preference	12	1,372	20	902	32	18.935	2,274	7.602
Total Set-Asides	0	0	2	137	2	1.183	137	0.458
Partial Set-Asides	0	0	0	0	0	0.000	0	0.000
8(a) Awards	0	0	9	1,187	9	5.325	1,187	3.968
Subtotal:	12	1,372	31	2,226	43	25.444	3,598	12.028
Type of Contract								
Fixed Price	51	12,287	117	17,584	168	99.408	29,871	99.860
Cost Reimbursement	0	0	0	0	0	0.000	0	0.000
Time & Material	0	0	0	0	0	0.000	0	0.000
Labor Hour	0	0	1	42	1	0.592	42	0.140
Type of Contractor								
Business Concerns	49	8,025	111	11,970	160	94.675	19,995	66.844
Educational & Non-Profit	0	0	1	77	1	0.592	77	0.257
State/Local Government	0	0	0	0	0	0.000	0	0.000
Non-defined	2	4,262	6	5,579	8	4.734	9,841	32.899
Full and Open Competition (Post-CICA)								
Normal Full & Open Competition	0	0	33	8,344	33	19.527	8,344	27.894
Architect Engineering	0	0	1	2,500	1	0.592	2,500	8.358
Basic Research	0	0	0	0	0	0.000	0	0.000
Multiple Award	0	0	26	1,381	26	15.385	1,381	4.617
Alternate Source	0	0	0	0	0	0.000	0	0.000
Small Business Set-Aside	0	0	1	88	1	0.592	88	0.294
LSA Set-Aside	0	0	1	42	1	0.592	42	0.140
LSA/Small Business Set-Aside	0	0	1	49	1	0.592	49	0.164
Authority for Other Than Full and Open Competition (Post-CICA)								
Competitive								
Only One Source	0	0	0	0	0	0.000	0	0.000
Follow-on Contracts	0	0	0	0	0	0.000	0	0.000
Other	0	0	0	0	0	0.000	0	0.000
Unusual & Compelling Urgency	0	0	0	0	0	0.000	0	0.000
Mobilization/Essential R&D	0	0	0	0	0	0.000	0	0.000
International Agreement	0	0	0	0	0	0.000	0	0.000
National Security	0	0	0	0	0	0.000	0	0.000
Public Interest	0	0	0	0	0	0.000	0	0.000
Non-Competitive								
Only One Source	0	0	34	3,346	34	20.118	3,346	11.186
Follow-on Contracts	0	0	0	0	0	0.000	0	0.000
Other	0	0	5	209	5	2.959	209	0.699
Unusual & Compelling Urgency	0	0	2	120	2	1.183	120	0.401
Mobilization/Essential R&D	0	0	0	0	0	0.000	0	0.000
International Agreement	0	0	0	0	0	0.000	0	0.000
National Security	0	0	0	0	0	0.000	0	0.000
Public Interest	0	0	0	0	0	0.000	0	0.000
Not Available for Competition	12	1,390	14	1,547	26	15.385	2,937	9.818
Synopsis of Procurement Prior to Award								
Synopsized Prior to Award	16	4,527	42	12,087	58	34.320	16,614	55.541
Not Synopsized due to Emergency	0	0	2	120	2	1.183	120	0.401
Not Synopsized for Other Reasons	35	7,760	74	5,419	109	64.497	13,179	44.058
Women Owned Business	0	0	2	149	2	1.183	149	0.498
Full and Open with Only One Bidder/Offeror	0	0	7	3,043	7	4.142	3,043	10.173

US ARMS CONTROL & DISARMAMENTS AGENCY SNAPSHOT REPORT

Actions Reported in Summary on SF281

Fiscal Year 1988 Through Second Quarter

Part I - Total Prime Acquisition Actions

Acquisition Method	Number of Actions	Net Dollar Amount (000)				
		Total	Small Business Concerns	Large Business Concerns	Educational & Non-Profit Institutions	Outside U.S./ Outlying Areas
1. Total (2+7+8)	77	129				
2. Subtotal (3+4+5+6)	77	129	48	81	0	0
3. Formally Advertised (Including 2 Step)	0	0	0	0	0	0
4. Negotiated Competitive	0	0	0	0	0	0
5. Negotiated Non-Competitive	56	86	48	38	0	0
6. Procurement Under Another Agency's Contracts	21	43	0	43	0	0
6A. GSA Schedules	21	43	0	43	0	0
6B. Another Agency's Contracts	0	0	0	0	0	0
7. Directed Contracts For Foreign Governments	0	0				
8. Tariff Or Regulated Acquisitions	0	0				

Part II - Statistics on Selected Types of Acquisition

Type of Acquisition	Number of Actions	Net Dollar Amount (000)
9. Small Business Total Set-Asides	0	0
10. Small Business Partial Set-Asides	0	0
11. Total Labor Surplus Area Set-Asides	0	0
12. Total Labor Surplus Area/Small Business Set-Asides	0	0
13. Acquisitions From Minority and Disadvantaged Business Enterprises (13A + 13B)	4	2
13A. Directed to Large Or Small Minority Business Enterprises	4	2
13B. Small Business - Disadvantaged 8(A)	0	0
14. Women-Owned Business	0	0

US ARMS CONTROL & DISARMAMENTS AGENCY SNAPSHOT REPORT

Actions Reported Individually on SF279

Fiscal Year 1988 Through Second Quarter

	PRE-CICA		POST-CICA		PRE- & POST-CICA			
	Actions	Dollars (000)	Actions	Dollars (000)	Actions	Percents of Actions	Dollars (000)	Percentage of Dollars (000)
Total	0	0	11	1,082	11	100.000	1,082	100.000
Subject To Statutory Requirements								
Walsh Healy Act - Mfg	0	0	1	12	1	9.091	12	1.109
Walsh Healy Act - Dealer	0	0	0	0	0	0.000	0	0.000
Service Contract Act	0	0	5	745	5	45.455	745	68.854
Davis Bacon Act	0	0	0	0	0	0.000	0	0.000
Not subject to Above 3 Acts	0	0	5	325	5	45.455	325	30.037
Kind of Contract Action								
Initial Letter Contract	0	0	0	0	0	0.000	0	0.000
Def. Cont. Superseding Letter Contract	0	0	0	0	0	0.000	0	0.000
New Definitive Contract	0	0	2	70	2	18.182	70	6.470
Order Under Agency's Contract	0	0	4	81	4	36.364	81	7.486
Modification	0	0	4	919	4	36.364	919	84.935
GSA Schedule	0	0	1	12	1	9.091	12	1.109
Order Under Other Agency's Contract	0	0	0	0	0	0.000	0	0.000
Termination for Default	0	0	0	0	0	0.000	0	0.000
Termination for Convenience	0	0	0	0	0	0.000	0	0.000
Labor Surplus Area (LSA)								
Total Set-Aside	0	0	0	0	0	0.000	0	0.000
Partial Set-Aside (DOD contracts)	0	0	0	0	0	0.000	0	0.000
Tie Bid Preference	0	0	0	0	0	0.000	0	0.000
Total LSA/Small Bus. Set-Aside	0	0	0	0	0	0.000	0	0.000
Comb. Sm. Bus. Partial LSA (DOD contracts) ..	0	0	0	0	0	0.000	0	0.000
Subtotal:	0	0	0	0	0	0.000	0	0.000
LSA No Preference Given	0	0	11	1,082	11	100.000	1,082	100.000
Product or Service								
Supplies & Equipment	0	0	0	0	0	0.000	0	0.000
Research & Development	0	0	0	0	0	0.000	0	0.000
Construction	0	0	0	0	0	0.000	0	0.000
Architect Engineering	0	0	0	0	0	0.000	0	0.000
Automatic Data Processing Services	0	0	5	745	5	45.455	745	68.854
ADP Equipment, Purchase & Lease	0	0	1	12	1	9.091	12	1.109
Real Property, Purchase & Lease	0	0	0	0	0	0.000	0	0.000
Other Services	0	0	5	325	5	45.455	325	30.037

US ARMS CONTROL & DISARMAMENTS AGENCY SNAPSHOT REPORT

Actions Reported Individually on SF279

Fiscal Year 1988 Through Second Quarter

	PRE-CICA		POST-CICA		PRE- & POST-CICA			
	Actions	Dollars (000)	Actions	Dollars (000)	Actions	Percentage of Actions	Dollars (000)	Percentage of Dollars (000)
Methods of Contracting (Pre-CICA)								
2-step Formal Advertising	0	0	0	0	0	0.000	0	0.000
Other Formal Advertising	0	0	0	0	0	0.000	0	0.000
Negotiated Competitive	0	0	0	0	0	0.000	0	0.000
Negotiated Non-Competitive	0	0	0	0	0	0.000	0	0.000
Directed for Foreign Governments	0	0	0	0	0	0.000	0	0.000
Tariff or Regulated	0	0	0	0	0	0.000	0	0.000
8(a) Awards	0	0	0	0	0	0.000	0	0.000
Brand Name For Resale	0	0	0	0	0	0.000	0	0.000
Small Business Awards								
Small Business No Preference	0	0	2	32	2	18.182	32	2.957
Total Set-Asides	0	0	1	20	1	9.091	20	1.848
Partial Set-Asides	0	0	0	0	0	0.000	0	0.000
8(a) Awards	0	0	3	705	3	27.273	705	65.157
Subtotal:	0	0	6	757	6	54.545	757	69.963
Type of Contract								
Fixed Price	0	0	1	12	1	9.091	12	1.109
Cost Reimbursement	0	0	7	980	7	63.636	980	90.573
Time & Material	0	0	3	90	3	27.273	90	8.318
Labor Hour	0	0	0	0	0	0.000	0	0.000
Type of Contractor								
Business Concerns	0	0	9	1,047	9	81.818	1,047	96.765
Educational & Non-Profit	0	0	2	35	2	18.182	35	3.235
State/Local Government	0	0	0	0	0	0.000	0	0.000
Non-defined	0	0	0	0	0	0.000	0	0.000
Full and Open Competition (Post-CICA)								
Normal Full & Open Competition	0	0	4	81	4	36.364	81	7.486
Architect Engineering	0	0	0	0	0	0.000	0	0.000
Basic Research	0	0	0	0	0	0.000	0	0.000
Multiple Award	0	0	1	12	1	9.091	12	1.109
Alternate Source	0	0	0	0	0	0.000	0	0.000
Small Business Set-Aside	0	0	1	20	1	9.091	20	1.848
LSA Set-Aside	0	0	0	0	0	0.000	0	0.000
LSA/Small Business Set-Aside	0	0	0	0	0	0.000	0	0.000
Authority for Other Than Full and Open Competition (Post-CICA)								
Competitive								
Only One Source	0	0	0	0	0	0.000	0	0.000
Follow-on Contracts	0	0	0	0	0	0.000	0	0.000
Other	0	0	0	0	0	0.000	0	0.000
Unusual & Compelling Urgency	0	0	0	0	0	0.000	0	0.000
Mobilization/Essential R&D	0	0	0	0	0	0.000	0	0.000
International Agreement	0	0	0	0	0	0.000	0	0.000
National Security	0	0	0	0	0	0.000	0	0.000
Public Interest	0	0	0	0	0	0.000	0	0.000
Non-Competitive								
Only One Source	0	0	2	264	2	18.182	264	24.399
Follow-on Contracts	0	0	0	0	0	0.000	0	0.000
Other	0	0	0	0	0	0.000	0	0.000
Unusual & Compelling Urgency	0	0	0	0	0	0.000	0	0.000
Mobilization/Essential R&D	0	0	0	0	0	0.000	0	0.000
International Agreement	0	0	0	0	0	0.000	0	0.000
National Security	0	0	0	0	0	0.000	0	0.000
Public Interest	0	0	0	0	0	0.000	0	0.000
Not Available for Competition	0	0	3	705	3	27.273	705	65.157
Synopsis of Procurement Prior to Award								
Synopsized Prior to Award	0	0	6	121	6	54.545	121	11.183
Not Synopsized due to Emergency	0	0	0	0	0	0.000	0	0.000
Not Synopsized for Other Reasons	0	0	5	961	5	45.455	961	88.817
Women Owned Business	0	0	0	0	0	0.000	0	0.000
Full and Open with Only One Bidder/Officer	0	0	0	0	0	0.000	0	0.000

FEDERAL PROCUREMENT DATA SYSTEM
VETERANS ADMINISTRATION SNAPSHOT REPORT

Actions Reported in Summary on SF281
 Fiscal Year 1988 Through Second Quarter

Part I - Total Prime Acquisition Actions

Acquisition Method	Number of Actions	Net Dollar Amount (000)				
		Total	Small Business Concerns	Large Business Concerns	Educational & Non-Profit Institutions	Outside U.S./ Outlying Areas
1. Total (2+7+8)	1,167,893	587,247				
2. Subtotal (3+4+5+6)	1,166,924	585,383	229,088	346,172	10,027	96
3. Formally Advertised (Including 2 Step)	5,781	9,186	6,337	2,786	57	6
4. Negotiated Competitive	237,248	222,858	72,213	150,168	446	31
5. Negotiated Non-Competitive	843,728	279,526	131,544	139,737	8,186	59
6. Procurement Under Another Agency's Contracts	80,167	73,813	18,994	53,481	1,338	0
6A. GSA Schedules	76,883	68,962	16,810	51,506	646	0
6B. Another Agency's Contracts	3,284	4,851	2,184	1,975	692	0
7. Directed Contracts For Foreign Governments	37	40				
8. Tariff Or Regulated Acquisitions	932	1,824				

Part II - Statistics on Selected Types of Acquisition

Type of Acquisition	Number of Actions	Net Dollar Amount (000)
9. Small Business Total Set-Asides	153,738	71,988
10. Small Business Partial Set-Asides	141	222
11. Total Labor Surplus Area Set-Asides	36,641	25,436
12. Total Labor Surplus Area/Small Business Set-Asides	56,430	26,711
13. Acquisitions From Minority and Disadvantaged Business Enterprises (13A + 13B)	10,082	5,141
13A. Directed to Large Or Small Minority Business Enterprises	9,890	4,881
13B. Small Business - Disadvantaged 8(A)	192	260
14. Women-Owned Business	15,676	7,106

VETERANS ADMINISTRATION SNAPSHOT REPORT

Actions Reported Individually on SF279
 Fiscal Year 1988 Through Second Quarter

	PRE-CICA		POST-CICA		PRE- & POST-CICA			
	Actions	Dollars (000)	Actions	Dollars (000)	Actions	Percents of Actions	Dollars (000)	Percentage of Dollars (000)
Total	2,561	127,752	19,512	637,069	22,073	100.000	764,821	100.000
Subject To Statutory Requirements								
Walsh Healy Act - Mfg	1,471	81,133	4,367	187,631	5,838	26.449	268,764	35.141
Walsh Healy Act - Dealer	24	472	982	21,013	1,006	4.558	21,485	2.809
Service Contract Act	177	5,593	9,912	151,405	10,089	45.707	156,998	20.527
Davis Bacon Act	428	10,031	1,261	159,828	1,689	7.652	169,859	22.209
Not subject to Above 3 Acts	461	30,523	2,990	117,192	3,451	15.634	147,715	19.314
Kind of Contract Action								
Initial Letter Contract	0	0	39	1,966	39	0.177	1,966	0.257
Def. Cont. Superseding Letter Contract	0	0	3	95	3	0.014	95	0.012
New Definitive Contract	109	8,438	4,221	311,756	4,330	19.617	320,194	41.865
Order Under Agency's Contract	905	22,071	13,336	295,650	14,241	64.518	317,721	41.542
Modification	558	16,827	1,294	10,291	1,852	8.390	27,118	3.546
GSA Schedule	523	51,841	607	17,621	1,130	5.119	69,462	9.082
Order Under Other Agency's Contract	466	28,575	8	197	474	2.147	28,772	3.762
Termination for Default	0	0	2	-285	2	0.009	-285	-0.037
Termination for Convenience	0	0	2	-222	2	0.009	-222	-0.029
Labor Surplus Area (LSA)								
Total Set-Aside	195	4,177	255	27,340	450	2.039	31,517	4.121
Partial Set-Aside (DOD contracts)	0	0	7	31	7	0.032	31	0.004
Tie Bid Preference	0	0	2	8	2	0.009	8	0.001
Total LSA/Small Bus. Set-Aside	6	63	475	21,383	481	2.179	21,446	2.804
Comb.Sm.Bus.Partial LSA (DOD contracts)	0	0	0	0	0	0.000	0	0.000
Subtotal:	201	4,240	739	48,762	940	4.259	53,002	6.930
LSA No Preference Given	2,360	123,512	18,773	588,307	21,133	95.741	711,819	93.070
Product or Service								
Supplies & Equipment	1,309	72,468	5,866	219,703	7,175	32.506	292,171	38.201
Research & Development	0	0	28	501	28	0.127	501	0.066
Construction	428	10,031	1,254	158,958	1,682	7.620	168,989	22.095
Architect Engineering	95	5,806	237	6,383	332	1.504	12,189	1.594
Automatic Data Processing Services	7	237	15	789	22	0.100	1,026	0.134
ADP Equipment, Purchase & Lease	191	12,502	175	5,102	366	1.658	17,604	2.302
Real Property, Purchase & Lease	39	601	113	2,505	152	0.689	3,106	0.406
Other Services	492	26,107	11,824	243,128	12,316	55.797	269,235	35.202

FEDERAL PROCUREMENT DATA SYSTEM
VETERANS ADMINISTRATION SNAPSHOT REPORT
Actions Reported Individually on SF279
Fiscal Year 1988 Through Second Quarter

	PRE-CICA		POST-CICA		PRE- & POST-CICA			
	Actions	Dollars (000)	Actions	Dollars (000)	Actions	Percentage of Actions	Dollars (000)	Percentage of Dollars (000)
Methods of Contracting (Pre-CICA)								
2-step Formal Advertising	10	122	0	0	10	0.045	122	0.016
Other Formal Advertising	673	34,061	0	0	673	3.049	34,061	4.453
Negotiated Competitive	958	61,803	0	0	958	4.340	61,803	8.081
Negotiated Non-Competitive	668	13,849	0	0	668	3.026	13,849	1.811
Directed for Foreign Governments	0	0	0	0	0	0.000	0	0.000
Tariff or Regulated	208	17,050	0	0	208	0.942	17,050	2.229
8(a) Awards	44	867	0	0	44	0.199	867	0.113
Brand Name For Resale	0	0	0	0	0	0.000	0	0.000
Small Business Awards								
Small Business No Preference	476	27,846	6,477	112,074	6,953	31.500	139,720	18.268
Total Set-Asides	30	472	1,863	102,947	1,893	8.576	103,419	13.522
Partial Set-Asides	0	0	0	0	0	0.000	0	0.000
8(a) Awards	44	867	217	13,675	261	1.182	14,542	1.901
Subtotal:	550	28,985	8,557	228,696	9,107	41.259	257,681	33.692
Type of Contract								
Fixed Price	2,561	127,752	19,480	636,660	22,041	99.855	764,412	99.947
Cost Reimbursement	0	0	18	203	18	0.082	203	0.027
Time & Material	0	0	5	63	5	0.023	63	0.008
Labor Hour	0	0	9	143	9	0.041	143	0.019
Type of Contractor								
Business Concerns	2,516	124,292	18,370	593,610	20,886	94.622	717,902	93.865
Educational & Non-Profit	4	51	683	20,906	687	3.112	20,957	2.740
State/Local Government	41	3,409	459	22,553	500	2.265	25,962	3.395
Non-defined	0	0	0	0	0	0.000	0	0.000
Full and Open Competition (Post-CICA)								
Normal Full & Open Competition	0	0	4,528	236,347	4,528	20.514	236,347	30.902
Architect Engineering	0	0	182	5,005	182	0.825	5,005	0.654
Basic Research	0	0	0	0	0	0.000	0	0.000
Multiple Award	0	0	1,822	38,439	1,822	8.254	38,439	5.026
Alternate Source	0	0	1	23	1	0.005	23	0.003
Small Business Set-Aside	0	0	1,388	81,564	1,388	6.288	81,564	10.664
LSA Set-Aside	0	0	255	27,340	255	1.155	27,340	3.575
LSA/Small Business Set-Aside	0	0	475	21,383	475	2.152	21,383	2.796
Authority for Other Than Full and Open Competition (Post-CICA)								
Competitive								
Only One Source	0	0	5	84	5	0.023	84	0.011
Follow-on Contracts	0	0	4	78	4	0.018	78	0.010
Other	0	0	14	162	14	0.063	162	0.021
Unusual & Compelling Urgency	0	0	12	394	12	0.054	394	0.052
Mobilization/Essential R&D	0	0	0	0	0	0.000	0	0.000
International Agreement	0	0	0	0	0	0.000	0	0.000
National Security	0	0	0	0	0	0.000	0	0.000
Public Interest	0	0	0	0	0	0.000	0	0.000
Non-Competitive								
Only One Source	0	0	764	20,511	764	3.461	20,511	2.682
Follow-on Contracts	0	0	24	431	24	0.109	431	0.056
Other	0	0	387	10,479	387	1.753	10,479	1.370
Unusual & Compelling Urgency	0	0	118	2,727	118	0.535	2,727	0.357
Mobilization/Essential R&D	0	0	7	188	7	0.032	188	0.025
International Agreement	0	0	0	0	0	0.000	0	0.000
National Security	0	0	0	0	0	0.000	0	0.000
Public Interest	0	0	3	65	3	0.014	65	0.008
Not Available for Competition	252	17,917	9,128	186,548	9,380	42.495	204,465	26.734
Synopsis of Procurement Prior to Award								
Synopsized Prior to Award	179	3,487	2,919	215,606	3,098	14.035	219,093	28.646
Not Synopsized due to Emergency	11	193	246	6,291	257	1.164	6,484	0.848
Not Synopsized for Other Reasons	2,371	124,072	16,347	415,172	18,718	84.800	539,244	70.506
Women Owned Business	3	60	420	13,176	423	1.916	13,236	1.731
Full and Open with Only One Bidder/Offeror	0	0	1,282	50,995	1,282	5.808	50,995	6.668