



FEDERAL PROCUREMENT DATA SYSTEM

FEDERAL PROCUREMENT DATA SYSTEM

STANDARD REPORT

FISCAL YEAR 1984 FOURTH QUARTER

~~(OCTOBER 1, 1984 THROUGH DECEMBER 30, 1984)~~

PUBLICATION RELEASE DATE: FEBRUARY 1, 1985

PREPARED BY
U.S. GENERAL SERVICES ADMINISTRATION
FEDERAL PROCUREMENT DATA CENTER
EXECUTIVE AGENT FOR
OFFICE OF FEDERAL PROCUREMENT POLICY
OFFICE OF MANAGEMENT AND BUDGET

The Federal Procurement Data Center

The Federal Procurement Data Center (FPDC) is the place to contact for information on most items and services, including research and development, bought by the Federal government. Federal law requires executive agencies and departments to report specific data on all individual contracts above \$10,000 for goods and services that are awarded with appropriated funds. These reports form the basis for an automated data system that can provide helpful information to many different users nationwide.

Since the FPDC provides a unique source of consolidated information about federal purchases, the impact of federal procurement on the economy — and on small and minority businesses — can be measured and assessed. The FPDC also provides Congress with crucial information for its oversight role, assists the public and private sectors in planning for the future, and supplies private businesses with invaluable marketing information.

The FPDC master file contains detailed information on the goods and services purchased by more than 60 federal agencies. In Fiscal Year 1983, for example, these purchases approximated \$171 billion. So, if you need to know how much the Federal government spent last quarter on clothing, food, furniture, fuel, building materials, automated data processing (ADP) services, weapons, or other items, and who the seller was, the FPDC can tell you.

The FPDC provides two types of reports, containing information based on individual contracts over \$10,000 (over \$25,000 for the Department of Defense):

● FPDC Standard Report

The free standard report contains statistical procurement information in "snapshot" form for over 60 federal agencies, as well as several other charts, graphs, and tables which compare procurement activities by state, major product and service codes, method of procurement, and contractors. The report also includes quarterly and year-to-date breakdowns of amounts and percentages spent on small, women-owned, and minority businesses. If you want to know, for example, how many ADP contracts were awarded by the State Department last quarter, or the year-to-date dollars spent on architectural and engineering services by the Defense Department, the FPDC Standard Re-

port is the most efficient way to find out. It can also serve as a guide for an organization or agency that needs an FPDC Special Report to satisfy more specific procurement information needs.

● FPDC Special Report

The special report is prepared upon request for a fee based on computer and labor costs. It is tailored to the specific procurement information needs of the user and is based on 25 data elements or categories which can be cross-tabulated in hundreds of ways. A special report can help you analyze government procurement data and trends, identify competitors, and locate federal markets for individual products or services. It typically costs about \$250 to \$400 depending on the number of fiscal years involved and the complexity of the report. Corporations, trade associations, small businesses, law firms, and Members of Congress are among those who find these special reports useful.

The FPDC can provide information such as the following in a special report:

- Name and location of the federal agency and its purchasing office
- Product or service and date agreement was reached
- Principal place service was performed or product grown or produced
- Contractor's name and address
- Dollar amount obligated
- Extent of competition, such as small business partial or total set-aside
- Type of business that received award

The FPDC also provides, on a reimbursable basis, other useful information to meet the diverse needs of its users:

- Computer tapes of entire contents of FPDC data base by fiscal year
- Mailing lists of contractors who sell to the government sorted by region, product and service code, etc.
- Mailing lists of government purchasing offices and their addresses

These are just some of the facts about the FPDC. For further information, write to the **Federal Procurement Data Center, 4040 N. Fairfax Drive, Suite 900, Arlington, VA 22203**, or call **703/235-1326**.

FOREWORD

Public Law 93-400 requires that the Office of Management and Budget (OMB), Office of Federal Procurement Policy (OFPP) "... establish a system for collecting, developing, and disseminating procurement data which takes into account the needs of the Congress, the executive branch, and the private sector." Under the aegis and guidance of OFPP, design of the Federal Procurement Data System was completed in early 1978 and data collection began on October 1, 1978. At the same time, a Federal Procurement Data Center was established to operate the system, providing a central point to respond to the requirements of the legislative, executive, and judicial branches, and private sector.

For the first time, departments and agencies of the executive branch are reporting uniform acquisition information to a central point. The Federal Procurement Data Center then has the ability to produce reports which examine various aspects and impacts of the Federal acquisition process. The data can be used for geographical analysis, market analysis, and as indicators of congressional and presidential initiatives in a number of socio-economic areas such as small business, minority business enterprises, and other disadvantaged business. The data is also useful as a reliable basis for measuring and assessing the impact of Federal acquisition policy, and for management improvement.

Basic acquisition data will be published each fiscal quarter in the Federal Procurement Data System Standard Report. In addition, special reports detailing specific data requirements can be produced on demand.

Further information regarding the Federal Procurement Data System reports or capabilities can be obtained from the Federal Procurement Data Center, 4040 N. Fairfax Drive, Suite 900, Arlington, VA 22203 or by calling area code (703) 235-1326.

HOW VALID IS FPDS DATA?

The "Agency Reporting Performance" chart displays each reporting activity's dollars as submitted into the Federal Procurement Data System (FPDS). All dollars shown on the chart reflect the absolute dollar value of actions reported. For example, an agency submitting three records, one award (obligation) of \$20,000, one deobligation of \$12,000 against a previously reported contract, and one invalid transaction of \$10,000, all timely, would appear on the chart as follows:

	<i>Total \$(000)</i>	<i>Total Invalid \$(000)</i>	<i>Previous Quarters</i>
Agency X	\$42	\$10	\$0

(Note: Total \$ includes all transactions reported during the current report period, timely or untimely, valid or invalid.)

The absolute dollar value of each record is utilized to provide meaningful indices of their affect on the FPDS master file. However, because this is the only place in the report where absolute values are reflected, the figures in this chart and the body of the Standard Report are not comparable.

The total invalid dollars includes those records that fail to pass FPDS system edits and are not entered into the master file. Agencies have 30 days to correct their invalid transactions, and only those records which are not corrected in time for inclusion in this publication are reflected in the invalid dollar total.

Previous quarters dollars include any records submitted during the current reporting quarter for actions which occurred during a previous quarter, and changes or corrections to records already in the FPDS master file. Separate totals for actions completed during the current fiscal year versus previous fiscal years are provided because the year-to-date totals in the report will reflect all reported actions which occurred during the current fiscal year, while most actions submitted subsequent to the fiscal year in which they occurred will not be reflected in any FPDS Standard Report. However, FPDS historical master files are updated with all records such that any special reports produced reflect the latest available data.

AGENCY REPORTING PERFORMANCE FOR CURRENT FISCAL PERIOD

Actions Reported Individually on SF279

(Figures Are the Sum of the Absolute Values)

Fourth Quarter Fiscal Year 1984

	Total Dollars Submitted (000)	Total Invalid Dollars (000)	Previous Quarters Dollars		
			Current Fiscal Year (000)	Previous Fiscal Years (000)	Total (000)
TOTAL FEDERAL	65,485,622	268,223	17,554,891	2,863,124	20,418,015
Executive Office of the President	6,699	654	201	0	201
Department of Agriculture	728,894	7,966	67,357	184,283	251,640
Department of Commerce	157,191	34,524	40,924	28,467	69,391
Department of Defense	48,290,456	0	11,881,417	28,647	11,910,064
Department of Education	48,579	0	88	0	88
Department of Energy	7,826,231	0	4,054,873	1,707,102	5,761,975
Dept of Health and Human Services	354,946	48,714	44,056	4,862	48,918
Dept of Housing and Urban Development	35,749	0	14,589	8,567	24,156
Department of Interior	396,132	18,150	75,629	1,919	77,548
Department of Justice	131,767	64,715	22,228	715	22,943
Department of Labor	254,589	4,096	63,058	1,331	64,389
Department of State	92,875	32,555	97	0	97
Department of Transportation	845,735	16,912	189,225	146,043	335,268
Department of Treasury	413,425	35,441	140,703	49,935	190,638
Action	960	0	215	0	215
Administrative Conference of the U.S.	35	0	0	0	0
Agency for International Development	169,255	1,991	27,493	12,895	40,388
Alaska Natural Gas Transportation System	0	0	0	0	0
American Battle Monuments Commission	337	0	0	0	0
Board for International Broadcasting	99	0	0	0	0
Civil Aeronautics Board	Failed to Report	0	0	0	0
Commission on Civil Rights	Failed to Report	0	0	0	0
Commodity Futures Trading Commission	859	0	0	0	0
Consumer Products Safety Commission	1,524	0	0	0	0
Environmental Protection Agency	285,610	12	116,800	540	117,340
Equal Employment Opportunity Commission	6,384	0	0	0	0
Federal Communications Commission	1,333	0	147	0	147
Federal Election Commission	250	0	0	0	0
Federal Emergency Management Agency	38,241	0	191	49	240
Federal Labor Relations Authority	193	0	0	0	0
Federal Maritime Commission	Failed to Report	0	0	0	0
Federal Mediation & Conciliation Service	0	0	0	0	0
Federal Mine Safety & Health Review Comm	Failed to Report	0	0	0	0
Federal Trade Commission	1,226	0	490	0	490
General Services Administration	769,494	1,527	150,843	20,867	171,710
International Trade Commission	358	0	24	0	24
Interstate Commerce Commission	116	0	0	0	0
Merit Systems Protection Board	Failed to Report	0	0	0	0
National Aeronautics & Space Admin	2,858,183	0	483,654	661,398	1,145,052
National Capital Planning Commission	0	0	0	0	0
Natl Foundation on Arts and Humanities	868	0	66	40	106
National Gallery of Art	298	0	0	0	0
National Labor Relations Board	826	0	105	0	105
National Mediation Board	569	0	0	0	0
National Science Foundation	53,057	0	20,206	1,040	21,246
National Transportation Safety Board	Failed to Report	0	0	0	0
Nuclear Regulatory Commission	25,990	0	12,558	0	12,558
Occupational Safety & Health Review Comm	Failed to Report	0	0	0	0
Office of Personnel Management	14,932	883	6,097	960	7,057
Peace Corp	3,944	38	19	0	19
Pennsylvania Avenue Development Corp	Failed to Report	0	0	0	0
Railroad Retirement Board	9,190	0	207	1,658	1,865
Securities Exchange Commission	783	0	0	0	0
Selective Service System	830	0	0	0	0
Small Business Administration	2,596	0	0	0	0
Smithsonian Institution	7,331	0	1,110	0	1,110
Tennessee Valley Authority	611,811	0	117,012	22	117,034
U.S. Information Agency	22,803	0	37	0	37
US Arms Control & Disarmaments Agency	786	0	0	0	0
Veterans Administration	1,011,283	45	23,172	784	23,956
Water Resources Council	Failed to Report	0	0	0	0

TABLE OF CONTENTS

Title	Page
Highlights.....	1
Federal Contract Actions and Dollars by Exec. Dept. and Agency.....	2
SF279/SF281 Comparison.....	4
Contract Dollars by Executive Departments and Agencies.....	5
Federal Procurement by State.....	6
Federal Procurement by Major Product/Service Category.....	7
Research and Development - Summary by R & D Category.....	8
Other Services and Construction - Summary by Service Category.....	9
Supplies and Equipment - Summary by FSC Group.....	10
Method of Procurement.....	12
Degree of Competition.....	13
Top 100 Federal Contractors.....	14
Snapshot Reports:	
Total Federal.....	16
Executive Office of the President.....	18
Department of Agriculture.....	20
Department of Commerce.....	22
Department of Defense.....	24
Department of Education.....	26
Department of Energy.....	28
Department of Health and Human Services.....	30
Department of Housing and Urban Development.....	32
Department of Interior.....	34
Department of Justice.....	36
Department of Labor.....	38
Department of State.....	40
Department of Transportation.....	42
Department of Treasury.....	44
Action.....	46
Administrative Conference of the U.S.....	48
Agency for International Development.....	50
Alaska Natural Gas Transportation System.....	52
American Battle Monuments Commission.....	54
Board for International Broadcasting.....	56
Civil Aeronautics Board.....	58
Commission on Civil Rights.....	60

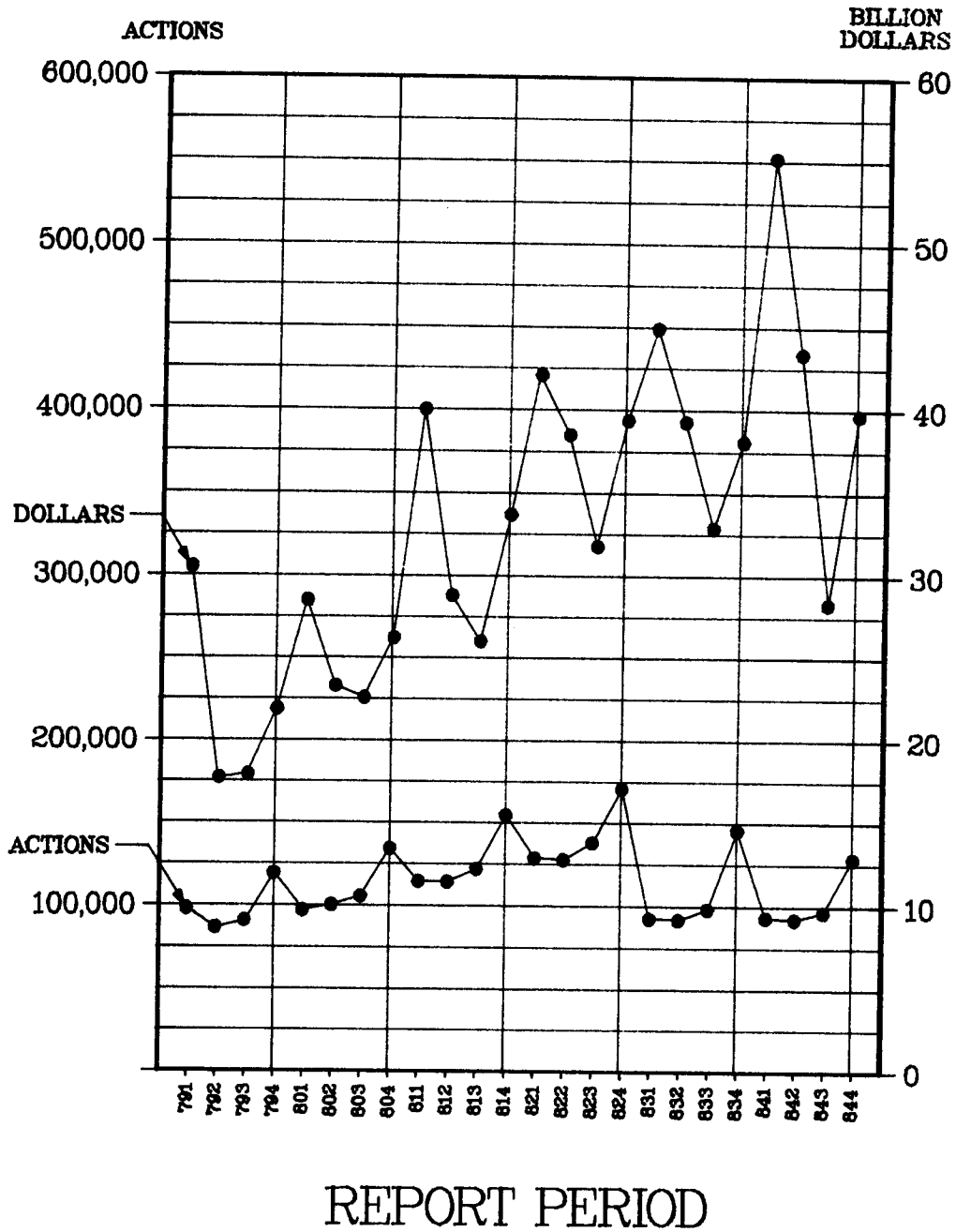
TABLE OF CONTENTS—Continued

Title	Page
Commodity Futures Trading Commission	62
Consumer Products Safety Commission.....	64
Environmental Protection Agency	66
Equal Employment Opportunity Commission	68
Federal Communications Commission	70
Federal Election Commission.....	72
Federal Emergency Management Agency.....	74
Federal Labor Relations Authority.....	76
Federal Maritime Commission	78
Federal Mediation & Conciliation Service.....	80
Federal Mine Safety & Health Review Com.....	82
Federal Trade Commission	84
General Services Administration	86
International Trade Commission.....	88
Interstate Commerce Commission	90
Merit Systems Protection Board	92
National Aeronautics & Space Admin.....	94
National Capital Planning Commission.....	96
National Foundation on Arts & Humanities	98
National Gallery of Art.....	100
National Labor Relations Board.....	102
National Mediation Board.....	104
National Science Foundation.....	106
National Transportation Safety Board	108
Nuclear Regulatory Commission.....	110
Occupational Safety & Health Review Com.....	112
Office of Personnel Management.....	114
Peace Corp.....	116
Pennsylvania Avenue Development Corp.	118
Railroad Retirement Board	120
Securities Exchange Commission	122
Selective Service System.....	124
Small Business Administration	126
Smithsonian Institution	128
Tennessee Valley Authority.....	130
U.S. Information Agency	132
U.S. Arms Control & Disarmaments Agency.....	134
Veterans Administration	136
Water Resources Council	138
Appendix A - FPDS Audit Report January 1984	141

FEDERAL PROCUREMENT HISTORY

Actions Reported Individually on SF279

Fiscal Year 1979 through Fourth Quarter Fiscal Year 1984



FEDERAL PROCUREMENT DATA SYSTEM**HIGHLIGHTS**

The Federal Procurement Data Center has identified erroneous agency data that was published in prior Standard Reports. Specifically, the Department of Treasury's SF279 for the third quarter was overstated by approximately four billion dollars and the Board for International Broadcasting's SF281 data was overstated by 23 million dollars. In both instances, the errors occurred because the agencies did not round their dollars to thousands as required. Due to a processing error, the Department of Housing and Urban Development's SF281 data was overstated by \$33.5 million. Because of the problems mentioned above and because we separate out actions that were taken prior to this quarter and place those records in their respective quarters, the update for the current quarter effectively invalidates all prior printed reports. Therefore, if a trend line is to be constructed for any data element, it is our recommendation that a special report be requested so that the most current data (in terms of completeness and accuracy) can be utilized in the analysis. The Federal Procurement Data Center conducted an audit of FPDS data and produced a report that was released this fiscal year. Most of that audit report is being republished as Appendix A of this book. To summarize, we found that the accuracy of the ten data elements analyzed was very good. All were above 97% correct, except for the DUNS contract establishment code which was 91.4% accurate. If another survey were conducted now, this figure would show considerable improvement since DOD has converted exclusively to DUNS as of the beginning of this fiscal year. Since the Standard Report of Federal Contract Actions is current, as of date of issuance, and all other reports are obsolete, we will not maintain prior issuances, for either distribution or for reference.

Publication Release Date: February 15, 1985

FEDERAL CONTRACT ACTIONS AND DOLLARS

Fourth Quarter Fiscal Year

	Total Actions					
	4th Q	YTD	YTD %	4Q \$(000)	YTD \$(000)	YTD % \$
TOTAL FEDERAL	7,341,979	21,152,003	100.000	45,422,094	182,898,754	100.000
Executive Office of the President	457	1,317	0.006	6,514	18,322	0.010
Department of Agriculture	266,800	824,742	3.899	582,947	1,892,141	1.035
Department of Commerce	17,161	60,700	0.287	99,216	259,005	0.142
Department of Defense	5,568,263	14,766,959	69.814	36,478,448	145,673,741	79.647
Department of Education	1,609	5,034	0.024	45,031	135,684	0.074
Department of Energy	17,177	58,415	0.276	1,791,257	13,132,686	7.180
Dept of Health and Human Services	201,834	762,039	3.603	367,437	1,406,718	0.769
Dept of Housing and Urban Development	3,472	10,694	0.051	9,105	67,729	0.037
Department of Interior	160,904	525,733	2.485	411,790	1,406,945	0.769
Department of Justice	155,821	578,929	2.737	94,018	398,700	0.218
Department of Labor	10,321	37,623	0.178	194,099	460,688	0.252
Department of State	8,770	21,747	0.103	70,390	248,833	0.136
Department of Transportation	83,878	278,196	1.315	551,130	1,631,291	0.892
Department of Treasury	34,735	133,477	0.631	145,683	417,696	0.228
Action	435	1,240	0.006	1,063	4,441	0.002
Administrative Conference of the U.S.	159	557	0.003	94	254	0.000
Agency for International Development	4,166	8,188	0.039	133,787	332,903	0.182
Alaska Natural Gas Transportation System	16	101	0.000	3	145	0.000
American Battle Monuments Commission	1,977	5,559	0.026	1,379	3,215	0.002
Board for International Broadcasting	22	72	0.000	139	251	0.000
Civil Aeronautics Board	0	164	0.001	0	1,017	0.001
Commission on Civil Rights	0	1,060	0.005	0	554	0.000
Commodity Futures Trading Commission	509	1,777	0.008	767	5,522	0.003
Consumer Products Safety Commission	385	1,456	0.007	1,775	4,963	0.003
Environmental Protection Agency	11,456	40,986	0.194	150,487	537,516	0.294
Equal Employment Opportunity Commission	1,095	4,332	0.020	5,707	26,905	0.015
Federal Communications Commission	522	1,533	0.007	1,695	3,356	0.002
Federal Election Commission	364	1,283	0.006	535	1,547	0.001
Federal Emergency Management Agency	2,112	5,571	0.026	40,590	317,433	0.174
Federal Labor Relations Authority	177	649	0.003	301	923	0.001
Federal Maritime Commission	0	173	0.001	0	264	0.000
Federal Mediation & Conciliation Service	119	533	0.003	160	690	0.000
Federal Mine Safety & Health Review Comm	0	14	0.000	0	85	0.000
Federal Trade Commission	504	3,521	0.017	902	6,455	0.004
General Services Administration	113,038	473,732	2.240	647,679	2,410,842	1.318
International Trade Commission	280	1,265	0.006	630	3,639	0.002
Interstate Commerce Commission	186	995	0.005	269	1,755	0.001
Merit Systems Protection Board	0	0	0.000	0	0	0.000
National Aeronautics & Space Admin	31,076	113,989	0.539	1,677,025	6,711,399	3.669
National Capital Planning Commission	72	246	0.001	76	154	0.000
Natl Foundation on Arts and Humanities	267	974	0.005	949	11,736	0.006
National Gallery of Art	15	68	0.000	341	1,303	0.001
National Labor Relations Board	675	2,223	0.011	1,324	4,210	0.002
National Mediation Board	126	347	0.002	783	2,061	0.001
National Science Foundation	448	1,800	0.009	31,928	197,530	0.108
National Transportation Safety Board	0	220	0.001	0	728	0.000
Nuclear Regulatory Commission	1,131	3,789	0.018	13,764	67,567	0.037
Occupational Safety & Health Review Comm	0	73	0.000	0	162	0.000
Office of Personnel Management	4,399	14,597	0.069	11,217	417,540	0.228
Peace Corp	4,211	12,291	0.058	8,063	25,688	0.014
Pennsylvania Avenue Development Corp	0	184	0.001	0	3,845	0.002
Railroad Retirement Board	516	1,611	0.008	8,789	11,231	0.006
Securities Exchange Commission	417	1,997	0.009	1,126	6,959	0.004
Selective Service System	388	1,068	0.005	1,152	2,467	0.001
Small Business Administration	1,998	6,060	0.029	3,794	15,088	0.008
Smithsonian Institution	7,554	21,296	0.101	9,238	41,816	0.023
Tennessee Valley Authority	77,190	303,590	1.435	487,680	1,426,496	0.780
U.S. Information Agency	9,132	30,321	0.143	32,565	73,481	0.040
US Arms Control & Disarmaments Agency	63	191	0.001	976	1,768	0.001
Veterans Administration	533,577	2,014,702	9.525	1,296,277	3,060,671	1.673
Water Resources Council	0	0	0.000	0	0	0.000


**BY EXECUTIVE DEPARTMENT AND AGENCY
1984 and Year to Date**

Actions Reported Individually on SF279						Actions Reported in Summary on SF281					
4st Q	YTD	YTD %	4Q \$(000)	YTD \$(000)	YTD % \$	4th Q	YTD	YTD %	4Q \$(000)	YTD \$(000)	YTD % \$
128,664	411,407	100.000	39,739,237	166,822,128	100.000	7,213,315	20,740,596	100.000	5,682,857	16,076,626	100.000
114	252	0.061	5,776	16,090	0.010	343	1,065	0.005	738	2,232	0.014
4,781	14,485	3.521	466,010	1,563,849	0.937	262,019	810,257	3.907	116,937	328,292	2.042
490	1,706	0.415	81,508	199,260	0.119	16,671	58,994	0.284	17,708	59,745	0.372
76,465	233,481	56.752	31,845,931	133,213,406	79.854	5,491,798	14,533,478	70.073	4,632,517	12,460,335	77.506
176	513	0.125	43,903	131,300	0.079	1,433	4,521	0.022	1,128	4,384	0.027
2,413	7,377	1.793	1,782,632	13,098,192	7.852	14,764	51,038	0.246	8,625	34,494	0.215
2,017	8,759	2.129	258,415	1,030,236	0.618	199,817	753,280	3.632	109,022	376,482	2.342
95	329	0.080	6,404	59,634	0.036	3,377	10,365	0.050	2,701	8,095	0.050
3,359	10,756	2.614	306,032	1,090,151	0.653	157,545	514,977	2.483	105,758	316,794	1.971
585	2,551	0.620	50,318	235,727	0.141	155,236	576,378	2.779	43,700	162,973	1.014
521	1,582	0.385	186,697	434,592	0.261	9,800	36,041	0.174	7,402	26,096	0.162
1,111	2,143	0.521	60,223	221,568	0.133	7,659	19,604	0.095	10,167	27,265	0.170
1,789	7,615	1.851	464,601	1,334,577	0.800	82,089	270,581	1.305	86,529	296,714	1.846
973	2,704	0.657	107,138	280,172	0.168	33,762	130,773	0.631	38,545	137,524	0.855
13	44	0.011	745	3,661	0.002	422	1,196	0.006	318	780	0.005
1	3	0.001	35	70	0.000	158	554	0.003	59	184	0.001
797	2,287	0.556	125,927	320,067	0.192	3,369	5,901	0.028	7,860	12,836	0.080
0	2	0.000	0	23	0.000	16	99	0.000	3	122	0.001
6	10	0.002	337	569	0.000	1,971	5,549	0.027	1,042	2,646	0.016
1	2	0.000	99	159	0.000	21	70	0.000	40	92	0.001
0	16	0.004	0	760	0.000	0	148	0.001	0	257	0.002
0	2	0.000	0	66	0.000	0	1,058	0.005	0	488	0.003
19	65	0.016	459	4,358	0.003	490	1,712	0.008	308	1,164	0.007
27	82	0.020	1,524	3,374	0.002	358	1,374	0.007	251	1,589	0.010
1,577	4,302	1.046	141,141	500,469	0.300	9,879	36,684	0.177	9,346	37,047	0.230
108	359	0.087	4,760	23,707	0.014	987	3,973	0.019	947	3,198	0.020
15	29	0.007	1,186	1,531	0.001	507	1,504	0.007	509	1,825	0.011
8	21	0.005	250	789	0.000	356	1,262	0.006	285	758	0.005
239	594	0.144	37,975	309,035	0.185	1,873	4,977	0.024	2,615	8,398	0.052
6	17	0.004	193	456	0.000	171	632	0.003	108	467	0.003
0	5	0.001	0	101	0.000	0	168	0.001	0	163	0.001
0	0	0.000	0	0	0.000	119	533	0.003	160	690	0.004
0	1	0.000	0	34	0.000	0	13	0.000	0	51	0.000
26	100	0.024	460	3,331	0.002	478	3,421	0.016	442	3,124	0.019
10,502	34,824	8.465	597,141	2,115,384	1.268	102,536	438,908	2.116	50,538	295,458	1.838
9	20	0.005	334	2,746	0.002	271	1,245	0.006	296	893	0.006
3	37	0.009	116	811	0.000	183	958	0.005	153	944	0.006
0	0	0.000	0	0	0.000	0	0	0.000	0	0	0.000
7,968	28,180	6.850	1,629,455	6,565,162	3.935	23,108	85,809	0.414	47,570	146,237	0.910
0	0	0.000	0	0	0.000	72	246	0.001	76	154	0.001
6	26	0.006	762	11,101	0.007	261	948	0.005	187	635	0.004
10	51	0.012	298	1,182	0.001	5	17	0.000	43	121	0.001
26	68	0.017	721	2,358	0.001	649	2,155	0.010	603	1,852	0.012
45	125	0.030	569	1,771	0.001	81	222	0.001	214	290	0.002
95	277	0.067	31,351	195,285	0.117	353	1,523	0.007	577	2,245	0.014
0	4	0.001	0	418	0.000	0	216	0.001	0	310	0.002
152	448	0.109	12,740	63,333	0.038	979	3,341	0.016	1,024	4,234	0.026
0	4	0.001	0	133	0.000	0	69	0.000	0	29	0.000
96	374	0.091	7,308	406,547	0.244	4,303	14,223	0.069	3,909	10,993	0.068
79	214	0.052	3,887	13,111	0.008	4,132	12,077	0.058	4,176	12,577	0.078
0	24	0.006	0	3,574	0.002	0	160	0.001	0	271	0.002
12	60	0.015	7,325	8,828	0.005	504	1,551	0.007	1,464	2,403	0.015
13	103	0.025	759	4,855	0.003	404	1,894	0.009	367	2,104	0.013
17	42	0.010	830	1,591	0.001	371	1,026	0.005	322	876	0.005
57	192	0.047	2,256	10,449	0.006	1,941	5,868	0.028	1,538	4,639	0.029
110	433	0.105	6,025	31,139	0.019	7,444	20,863	0.101	3,213	10,677	0.066
1,135	4,265	1.037	448,541	1,283,501	0.769	76,055	299,325	1.443	39,139	142,995	0.889
370	801	0.195	22,766	47,839	0.029	8,762	29,520	0.142	9,799	25,642	0.159
14	21	0.005	786	1,277	0.001	49	170	0.001	190	491	0.003
10,213	38,620	9.387	984,588	1,968,419	1.180	523,364	1,976,082	9.528	311,689	1,092,252	6.794
0	0	0.000	0	0	0.000	0	0	0.000	0	0	0.000

SF279/SF281 COMPARISON

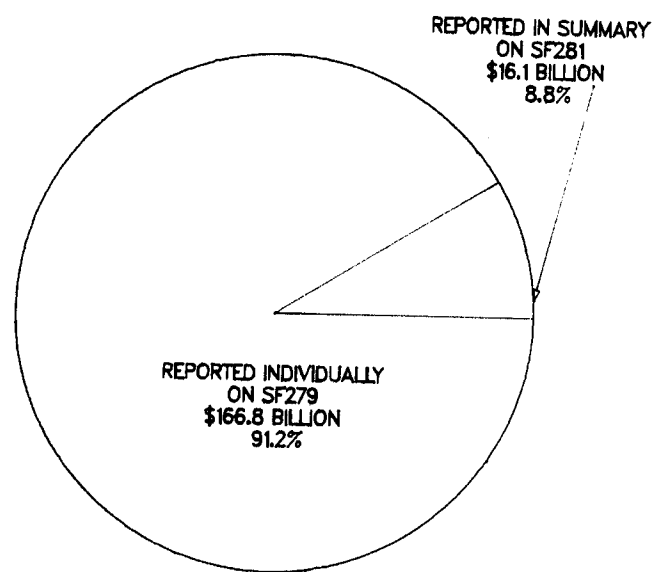
Fourth Quarter Fiscal Year 1984 Year to Date

ACTIONS



TOTAL ACTIONS	21,152,003
---------------	------------

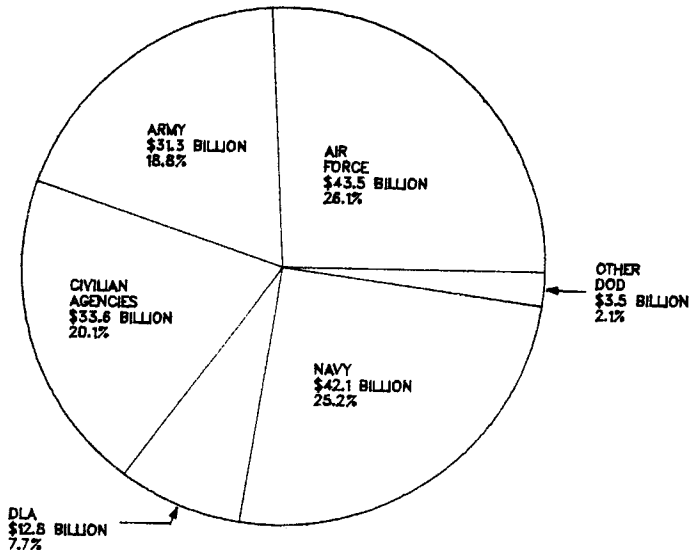
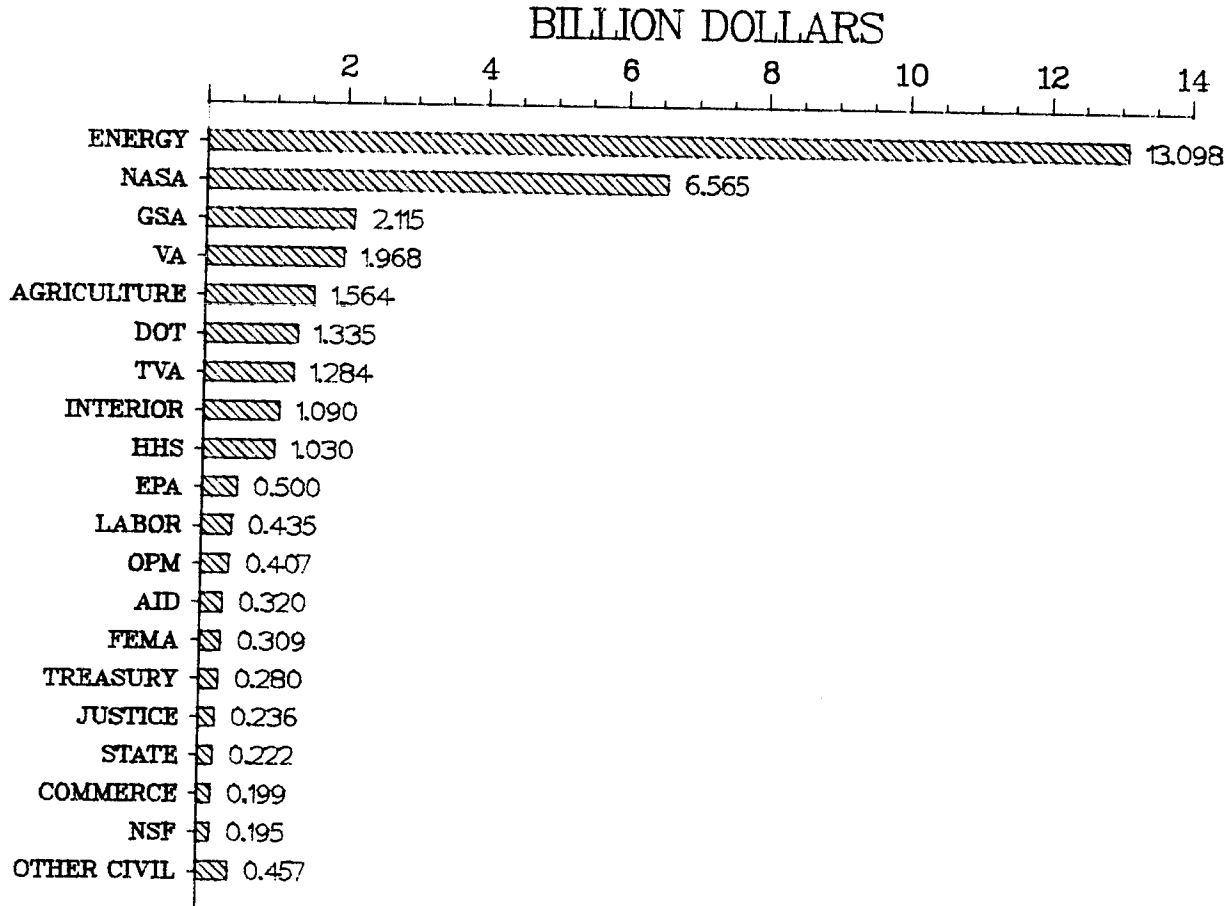
DOLLARS



TOTAL DOLLARS	\$182.9
BILLIONS	

CONTRACT DOLLARS BY EXECUTIVE DEPARTMENTS AND AGENCIES

Actions Reported Individually on SF279
Fourth Quarter Fiscal Year 1984 Year to Date



FEDERAL PROCUREMENT BY STATE

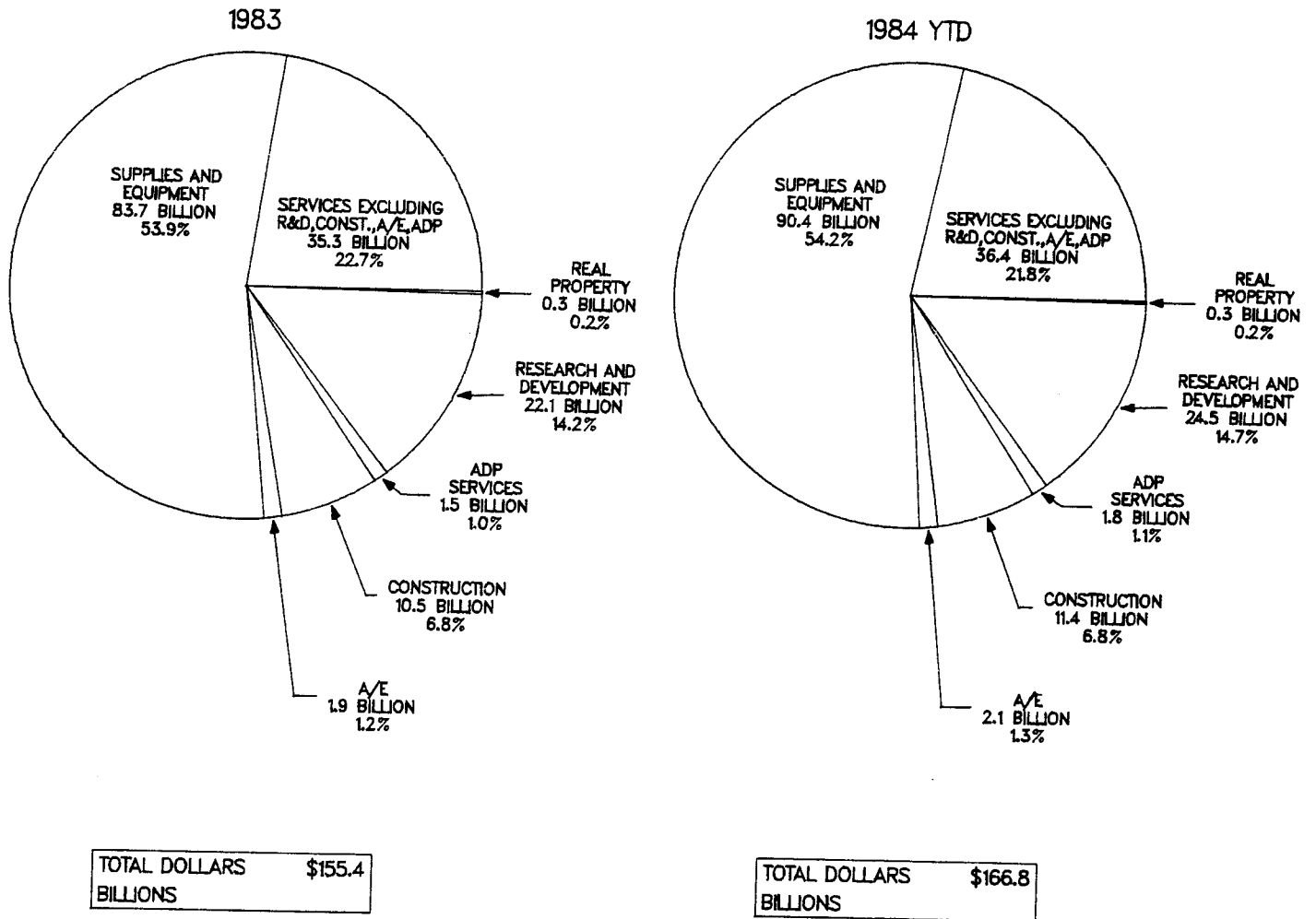
Actions Reported Individually on SF279
Fourth Quarter Fiscal Year 1984 Year to Date

State	Number of Procurement Actions	Total Dollars (000)	Percent of Total Dollars	Dollar Rank	Rank Last Fiscal Yearend
Total Federal.....	411,407	166,822,128	100.000		
ALABAMA.....	6,672	1,617,298	0.969	27	27
ALASKA.....	2,056	573,030	0.343	37	39
ARIZONA.....	5,843	2,189,656	1.313	24	24
ARKANSAS.....	2,045	773,925	0.464	34	34
CALIFORNIA.....	55,669	33,873,823	20.305	1	1
COLORADO.....	5,463	2,053,756	1.231	25	18
CONNECTICUT.....	9,911	5,916,962	3.547	7	9
DELAWARE.....	853	241,081	0.145	45	45
WASHINGTON DC.....	10,543	1,831,312	1.098	26	26
FLORIDA.....	16,201	5,178,216	3.104	9	7
GEORGIA.....	7,796	3,293,232	1.974	15	15
HAWAII.....	2,237	568,698	0.341	38	38
IDAHO.....	1,583	432,846	0.259	41	43
ILLINOIS.....	11,484	2,286,050	1.370	22	16
INDIANA.....	6,255	2,649,477	1.588	17	17
IOWA.....	2,866	520,565	0.312	40	37
KANSAS.....	3,487	2,457,803	1.473	18	25
KENTUCKY.....	3,521	951,091	0.570	32	30
LOUISIANA.....	3,347	2,413,843	1.447	19	22
MAINE.....	1,434	562,706	0.337	39	40
MARYLAND.....	23,265	5,492,035	3.292	8	8
MASSACHUSETTS.....	13,937	7,486,858	4.488	4	5
MICHIGAN.....	8,179	2,705,687	1.622	16	21
MINNESOTA.....	5,521	2,203,706	1.321	23	23
MISSISSIPPI.....	3,554	2,390,810	1.433	20	20
MISSOURI.....	6,734	7,295,362	4.373	5	6
MONTANA.....	1,629	154,571	0.093	49	49
NEBRASKA.....	1,754	342,974	0.206	44	44
NEVADA.....	1,140	789,905	0.474	33	33
NEW HAMPSHIRE.....	1,860	698,705	0.419	35	36
NEW JERSEY.....	13,169	4,062,463	2.435	13	13
NEW MEXICO.....	3,314	2,345,811	1.406	21	19
NEW YORK.....	21,876	10,702,560	6.416	2	2
NORTH CAROLINA.....	6,026	1,088,605	0.653	31	31
NORTH DAKOTA.....	917	231,873	0.139	46	46
OHIO.....	15,345	4,134,617	2.478	12	11
OKLAHOMA.....	3,191	684,765	0.410	36	35
OREGON.....	5,049	395,435	0.237	43	41
PENNSYLVANIA.....	15,313	4,225,346	2.533	10	12
RHODE ISLAND.....	1,653	424,413	0.254	42	42
SOUTH CAROLINA.....	3,030	1,586,527	0.951	28	28
SOUTH DAKOTA.....	1,200	120,575	0.072	51	50
TENNESSEE.....	5,041	3,326,263	1.994	14	14
TEXAS.....	20,753	10,059,293	6.030	3	4
UTAH.....	2,657	1,369,642	0.821	29	32
VERMONT.....	942	187,387	0.112	48	47
VIRGINIA.....	25,739	5,956,363	3.570	6	3
WASHINGTON.....	9,530	4,170,247	2.500	11	10
WEST VIRGINIA.....	1,607	214,590	0.129	47	48
WISCONSIN.....	5,687	1,267,965	0.760	30	29
WYOMING.....	750	133,718	0.080	50	51
Other.....	21,779	10,187,687	6.107		

FEDERAL PROCUREMENT BY MAJOR PRODUCT/SERVICE CATEGORY

Actions Reported Individually on SF279

Fiscal Year 1983 and Fourth Quarter Fiscal Year 1984 Year to Date



RESEARCH AND DEVELOPMENT - SUMMARY BY R & D CATEGORY

Actions Reported Individually on SF279

Fourth Quarter Fiscal Year 1984 and Year to Date

	Fourth Quarter		Year to Date	
	Number of Actions	Dollars (000)	Number of Actions	Dollars (000)
TOTAL FEDERAL RESEARCH AND DEVELOPMENT.....	10,712	4,886,889	34,297	24,473,015
AA Agriculture.....	21	1,115	42	6,529
AB Community Services & Development.....	2	95	11	5,463
AC Defense Systems.....	3,044	2,624,814	9,674	13,808,497
AD Defense - Other.....	2,142	432,939	6,649	1,832,049
AE Economic Growth & Productivity.....	17	2,350	39	6,447
AF Education.....	41	5,982	125	29,960
AG Energy.....	802	207,347	2,073	1,082,231
AH Environment.....	265	29,355	842	131,083
AJ General Science & Technology.....	198	34,565	1,066	225,844
AK Housing.....	5	135	16	498
AL Income Security.....	0	0	1	185
AM International Affairs & Cooperation.....	5	1,050	9	2,350
AN Medical.....	403	76,480	1,689	345,167
AP Natural Resources.....	38	6,326	84	11,589
AQ Social Services.....	1	41	4	1,080
AR Space.....	2,492	1,246,626	8,120	5,549,014
AS Transportation - Modal.....	80	10,823	208	23,383
AT Transportation - General.....	222	14,393	658	43,517
AU Transportation - Commodity.....	4	153	19	659
AV Mining.....	33	4,429	71	6,531
AZ Other R & D.....	897	187,871	2,897	1,360,939

OTHER SERVICES AND CONSTRUCTION - SUMMARY BY SERVICE CATEGORY

Actions Reported Individually on SF279

Fourth Quarter Fiscal Year 1984 and Year to Date

	Fourth Quarter		Year to Date	
	Number of Actions	Dollars (000)	Number of Actions	Dollars (000)
TOTAL FEDERAL OTHER SERVICES AND CONSTRUCTION	57,492	12,817,833	190,833	51,970,630
F Natural Resource Management.....	1,537	70,771	4,578	218,539
G Social Services.....	628	24,379	2,669	545,191
H Quality Control, Testing and Inspection Services.....	347	36,815	1,099	258,194
J Maintenance, Repair and Rebuilding of Equipment.....	4,822	1,153,841	20,744	5,015,428
K Modification of Equipment.....	645	358,660	2,039	1,870,251
L Technical Representative Services.....	707	162,607	3,069	809,849
M Operation of Government-Owned Facility.....	1,371	1,804,835	4,490	13,019,570
N Installation of Equipment.....	373	72,658	955	321,485
P Salvage Service.....	106	12,974	417	48,376
Q Medical Service.....	4,057	119,770	17,026	455,097
R Professional, Technical and Management Services.....	13,376	2,458,117	43,685	8,806,555
S Utilities and Housekeeping Services.....	5,336	1,096,967	24,010	4,945,075
T Photographic, Mapping, Printing And Publication Services.....	727	59,187	2,230	236,889
U Training Services.....	866	150,168	3,514	576,254
V Transportation and Travel.....	990	243,109	4,675	1,974,501
W Lease or Rental of Equipment.....	1,478	178,971	9,890	1,215,084
X Lease or Rental of Facilities.....	2,826	213,815	3,985	302,848
Y Construction of Structures and Facilities.....	5,536	2,311,992	15,206	6,915,729
Z Maintenance, Repair or Alteration of Real Property.....	11,764	2,288,197	26,542	4,435,715

SUPPLIES AND EQUIPMENT - SUMMARY BY FSC GROUP

Actions Reported Individually on SF279
Fourth Quarter Fiscal Year 1984 and Year to Date

	Fourth Quarter		Year to Date	
	Number of Actions	Dollars (000)	Number of Actions	Dollars (000)
TOTAL FEDERAL SUPPLIES AND EQUIPMENT.....	60,460	22,034,515	186,277	90,378,483
10 Weapons.....	570	490,431	1,602	1,173,577
11 Nuclear Ordnance.....	13	9,677	47	35,564
12 Fire Control Equipment.....	593	515,570	1,638	1,903,616
13 Ammunition & Explosives.....	601	666,743	1,608	2,804,941
14 Guided Missiles.....	1,121	2,378,455	2,969	7,896,669
15 Aircraft & Airframe Structure.....	2,574	2,184,961	7,569	18,059,050
16 Aircraft Components & Accessories.....	2,503	778,267	7,038	2,202,491
17 Aircraft Launching, Landing & Ground Handling Equipment.....	257	103,949	761	316,059
18 Space Vehicles.....	211	152,737	753	1,108,500
19 Ships, Small Craft, Pontoons & Floating Docks.....	502	273,144	2,279	4,726,704
20 Ship & Marine Equipment.....	239	40,377	766	233,080
22 Railway Equipment.....	15	1,755	36	24,012
23 Ground Effect & Motor Vehicles, Trailers & Cycles.....	488	1,047,669	1,463	3,309,000
24 Tractors.....	85	10,621	232	27,134
25 Vehicular Equipment Components.....	750	371,647	2,505	1,037,262
26 Tires & Tubes.....	132	33,355	473	91,098
28 Engines, Turbines & Components.....	2,128	2,030,789	6,152	5,699,593
29 Engine Accessories.....	1,111	223,485	3,090	507,305
30 Mechanical Power Transmission Equipment.....	325	39,178	951	72,551
31 Bearings.....	359	51,715	872	97,147
32 Woodworking Machinery and Equipment.....	10	613	24	1,540
34 Metalworking Machinery.....	343	71,538	837	155,230
35 Service & Trade Equipment.....	130	233,888	433	265,836
36 Special Industrial Machinery.....	366	192,226	1,299	374,770
37 Agricultural Machinery & Equipment.....	48	2,231	166	5,774
38 Construction, Mining, Excavating & Highway Maint Equip.....	167	41,805	479	263,284
39 Materials Handling Equipment.....	399	92,885	997	226,886
40 Rope, Cable, Chain and Fittings.....	116	13,523	398	36,128
41 Refrigeration, Air Condition & Air Circulation Equipment.....	508	50,318	1,516	152,834
42 Fire-Fighting, Rescue & Safety Equipment.....	292	117,809	831	338,216
43 Pumps and Compressors.....	569	111,237	1,733	242,506
44 Furnace, Steam Plant & Drying Equip: Nuclear Reactor.....	263	359,591	859	1,243,232
45 Plumbing, Heating & Sanitation Equipment.....	106	12,921	329	32,014
46 Water Purification & Sewage Treatment Equipment.....	40	8,798	119	41,325
47 Pipe, Tubing, Hose & Fittings.....	403	48,539	1,347	107,262
48 Valves.....	706	60,841	1,863	150,371
49 Maintenance & Repair Ship Equipment.....	859	205,450	2,425	784,910
51 Hand Tools.....	510	14,673	2,043	69,985
52 Measuring Tools.....	48	2,111	189	6,024
53 Hardware & Abrasives.....	602	40,583	1,725	108,281

SUPPLIES AND EQUIPMENT - SUMMARY BY FSC GROUP—Continued

Actions Reported Individually on SF279
Fourth Quarter Fiscal Year 1984 and Year to Date

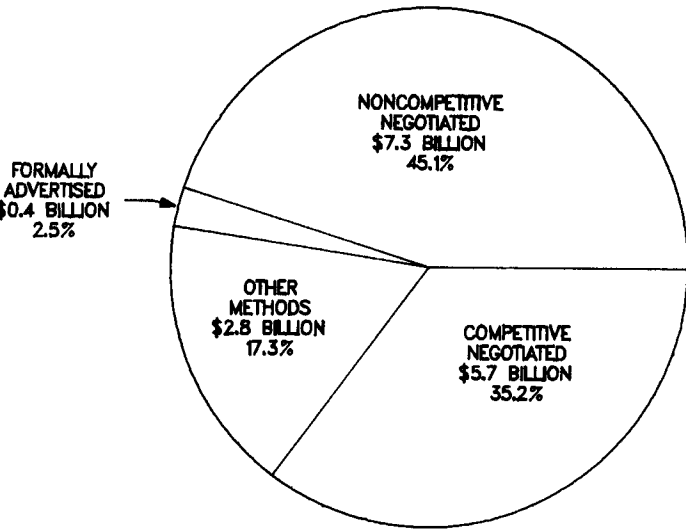
	Fourth Quarter		Year to Date	
	Number of Actions	Dollars (000)	Number of Actions	Dollars (000)
54 Prefabricated Structures & Scaffolding.....	244	79,856	626	208,701
55 Lumber, Millwork, Plywood & Veneer	222	10,747	693	42,998
56 Construction & Building Material	387	17,668	1,247	87,241
58 Communication, Detection & Coherent Radiation Equipment	5,128	3,595,987	13,862	10,415,765
59 Electrical/Electronic Equipment Components	2,446	630,405	7,198	2,022,844
60 Fiber Optics Materials, Components, Assemblies & Accs	29	6,289	68	16,575
61 Electric Wire & Power Distribution Equipment.....	1,369	304,445	4,040	752,585
62 Lighting Fixtures & Lamps.....	265	24,876	1,016	81,412
63 Alarm & Signal Systems	189	19,974	433	53,341
65 Medical, Dental & Veterinarian Equipment & Supplies.....	3,482	267,678	11,493	919,110
66 Instruments & Laboratory Equipment	3,735	804,902	10,138	1,668,789
67 Photographic Equipment.....	543	90,255	1,692	222,418
68 Chemicals & Chemical Products	458	31,237	1,838	129,318
69 Training Aids & Devices.....	391	266,602	986	746,076
70 General Purpose ADP Equip, Software, Supplies & Support	5,953	906,851	14,285	2,259,242
71 Furniture.....	2,179	120,475	5,630	308,000
72 Household & Commercial Furnishings & Appliances.....	580	31,583	1,814	93,119
73 Food Preparation & Service Equipment	480	21,570	1,711	68,757
74 Office Machines & Visible Record Equipment	641	34,582	1,705	104,821
75 Office Supplies & Devices.....	1,582	53,039	6,398	202,027
76 Books, Maps & Other Publications.....	262	32,604	817	74,775
77 Musical Instruments, Phonographs & Home-type Radios	25	763	49	1,570
78 Recreational & Athletic Equipment	65	6,459	182	10,443
79 Cleaning Equipment & Supplies	400	15,097	1,774	67,395
80 Brushes, Paints, Sealers & Adhesives.....	459	10,902	1,817	46,392
81 Containers, Packaging & Packing Supplies.....	717	76,206	2,550	233,223
83 Textiles, Leather, Fur, Apparel, Shoe Find, Tents & Flags	129	43,221	473	206,527
84 Clothing, Individual Equipment & Insignia	398	166,419	1,731	814,617
85 Toiletries	363	20,192	1,226	68,067
87 Agricultural Supplies.....	52	1,874	257	8,843
88 Live Animals	15	1,241	70	4,537
89 Subsistence	4,208	663,344	16,737	2,193,532
91 Fuel, Lubricants, Oils & Waxes.....	683	381,293	5,099	9,677,014
93 Nonmetallic Fabricated Materials	275	18,794	757	66,494
94 Nonmetallic Crude Materials	22	5,415	84	36,546
95 Metal Bars, Sheets & Shapes.....	264	27,549	837	138,294
96 Ores, Minerals & Their Primary Products	35	33,491	140	53,825
99 Miscellaneous.....	721	124,184	2,380	340,312
E Real Property, Purchase.....	2	341	6	1,177

METHOD OF PROCUREMENT

Fiscal Year 1983 and Fourth Quarter Fiscal Year 1984 Year to Date

ACTIONS REPORTED IN SUMMARY ON SF281

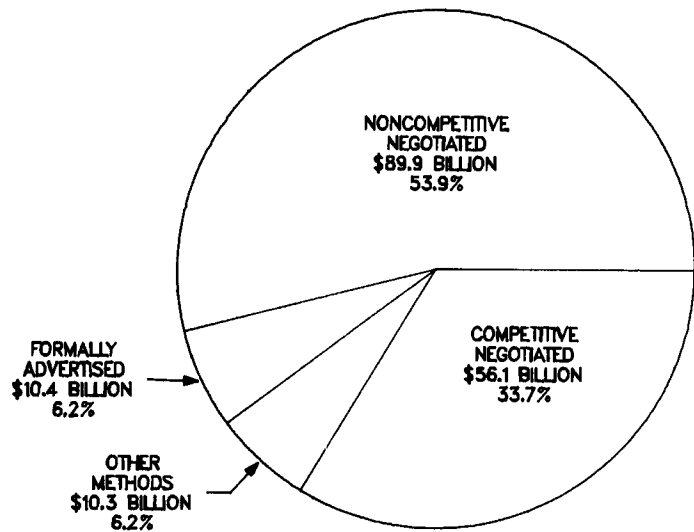
1984 YTD



TOTAL DOLLARS \$16.1 BILLIONS

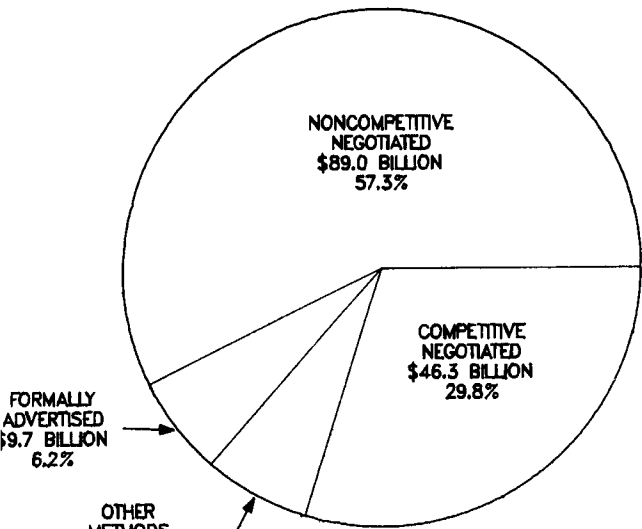
ACTIONS REPORTED INDIVIDUALLY ON SF279

1984 YTD



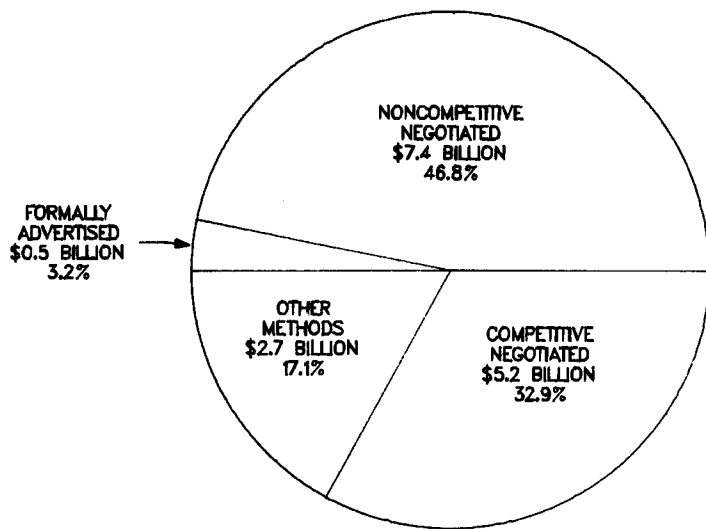
TOTAL DOLLARS \$166.8 BILLIONS

1983



TOTAL DOLLARS \$155.4 BILLIONS

1983

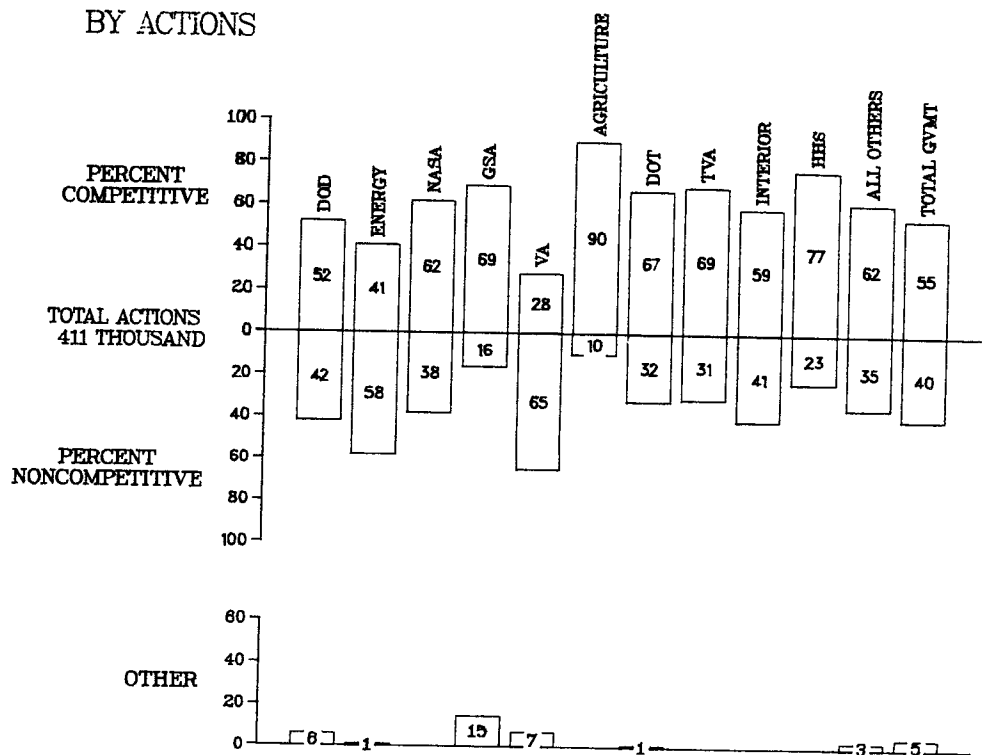
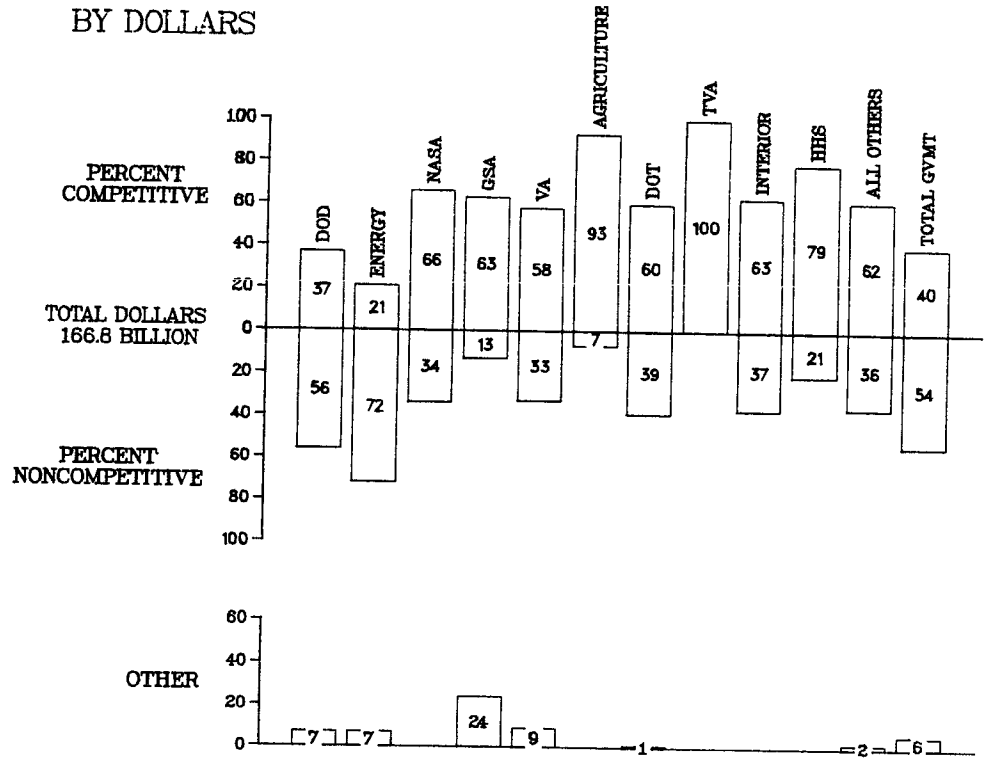


TOTAL DOLLARS \$15.9 BILLIONS

DEGREE OF COMPETITION

Actions Reported Individually on SF279
Fourth Quarter Fiscal Year 1984 Year to Date

COMPETITIVE includes:
Formally Advertised
Negotiated Competitive
NONCOMPETITIVE is:
Negotiated Noncompetitive
OTHER includes:
Directed Contracts for Foreign Governments
Tariff or Regulated Acquisitions



TOP 100 FEDERAL CONTRACTORS

Actions Reported Individually on SF279
Fourth Quarter Fiscal Year 1984 Year to Date

	Number of Procurement Actions	Percent of Actions	Dollars (000)	Percent of Dollars
TOTAL FEDERAL	411,407	100.00	166,822,128	100.00
TOP 100 SUBTOTAL.....	96,471	23.44	105,250,827	63.09
1 ROCKWELL INTERNATIONAL CORP.....	2,866	.70	8,419,892	5.05
2 MC DONNELL DOUGLAS CORPORATION.....	2,851	.69	6,948,487	4.17
3 GENERAL DYNAMICS CORPORATION.....	3,218	.78	6,205,417	3.72
4 GENERAL ELECTRIC COMPANY.....	4,787	1.16	5,212,466	3.12
5 LOCKHEED CORPORATION.....	2,540	.62	5,164,824	3.10
6 BOEING COMPANY INC THE.....	3,004	.73	4,695,242	2.81
7 MARTIN MARIETTA CORPORATION.....	1,072	.26	4,141,826	2.48
8 UNITED TECHNOLOGIES CORP.....	4,597	1.12	3,537,728	2.12
9 HUGHES HOWARD MEDICAL INST.....	2,198	.53	3,207,886	1.92
10 RAYTHEON COMPANY.....	3,054	.74	3,110,717	1.86
11 WESTINGHOUSE ELECTRIC CORP.....	1,937	.47	2,507,050	1.50
12 GRUMMAN CORPORATION.....	2,120	.52	2,430,369	1.46
13 LITTON INDUSTRIES INC.....	1,685	.41	2,305,553	1.38
14 AMERICAN TELEPHONE & TELG CO.....	4,849	1.18	2,150,208	1.29
15 INTERNATIONAL BUSINESS MCHS.....	4,320	1.05	1,812,051	1.09
16 SPERRY CORPORATION.....	2,937	.71	1,679,154	1.01
17 LTV CORPORATION THE.....	942	.23	1,618,906	.97
18 HONEYWELL INC.....	2,679	.65	1,462,090	.88
19 ALLIED CORPORATION.....	2,650	.64	1,394,650	.84
20 DU PONT EI DE NEMOURS AND CO.....	571	.14	1,253,545	.75
21 FORD MOTOR COMPANY.....	653	.16	1,253,034	.75
22 RCA CORPORATION.....	1,218	.30	1,211,406	.73
23 ITT CORPORATION.....	1,130	.27	1,168,129	.70
24 EATON CORPORATION.....	378	.09	1,118,783	.67
25 TRW INC.....	1,209	.29	1,079,056	.65
26 GENERAL MOTORS CORPORATION.....	1,211	.29	1,048,562	.63
27 EG&G INC.....	512	.12	1,002,325	.60
28 UNIVERSITY OF CAL SYS WIDE ADM.....	510	.12	967,219	.58
29 TEXAS INSTRUMENTS INCORPORATED.....	829	.20	956,472	.57
30 NORTHROP CORPORATION.....	1,097	.27	944,447	.57
31 SUMMA CORPORATION.....	38	.01	918,602	.55
32 AVCO CORPORATION.....	527	.13	889,567	.53
33 TENNECO INC.....	408	.10	748,580	.45
34 MORTON THIOKOL INC.....	189	.05	716,507	.43
35 GENERAL TELEPHONE & ELCR.....	1,386	.34	711,845	.43
36 SINGER COMPANY THE.....	994	.24	693,340	.42
37 TEXTRON INC.....	1,264	.31	684,197	.41
38 GENERAL TIRE & RUBBER COMPANY.....	247	.06	683,647	.41
39 GOODYEAR TIRE & RUBBER CO.....	845	.21	623,999	.37
40 FMC CORPORATION.....	542	.13	613,876	.37
41 SIGNAL COMPANIES INC THE.....	1,892	.46	564,684	.34
42 CALIFORNIA INST.....	907	.22	545,692	.33
43 COMPUTER SCIENCES CORPORATION.....	1,665	.40	522,072	.31
44 TELEDYNE INC.....	1,214	.30	510,778	.31
45 PAN AMERICAN WORLD AIRWAYS INC.....	445	.11	499,895	.30
46 UNITED STATES PHILIPS TRUST.....	653	.16	473,300	.28
47 SANDERS ASSOCIATES INC.....	497	.12	439,412	.26
48 MOTOROLA INC.....	1,279	.31	435,114	.26
49 HERCULES INCORPORATED.....	297	.07	434,059	.26
50 AVONDALE SHIPYARDS INC.....	58	.01	398,899	.24

TOP 100 FEDERAL CONTRACTORS—Continued

Actions Reported Individually on SF279
Fourth Quarter Fiscal Year 1984 Year to Date

	Number of Procurement Actions	Percent of Actions	Dollars (000)	Percent of Dollars
51 FEDERAL REPUBLIC OF GERMANY	1,097	.27	388,606	.23
52 EXXON CORPORATION	178	.04	386,822	.23
53 ATLANTIC RICHFIELD COMPANY	56	.01	380,656	.23
54 BATH IRON WORKS CORPORATION	347	.08	352,118	.21
55 STANDARD OIL COMPANY OF CAL	99	.02	342,486	.21
56 PHIBRO-SALOMON INC	39	.01	339,231	.20
57 COASTAL CORPORATION THE	91	.02	338,539	.20
58 UNC RESOURCES INC	79	.02	336,313	.20
59 MASSACHUSETTS INSTITUTE TECH	322	.08	322,965	.19
60 HARRIS CORPORATION	790	.19	320,313	.19
61 BURROUGHS CORPORATION	943	.23	319,181	.19
62 BATTELLE MEMORIAL INSTITUTE	399	.10	301,976	.18
63 MOTOR OIL HELLAS-CORINTH REFIN	14	.00	301,504	.18
64 EASTMAN KODAK COMPANY	1,374	.33	299,962	.18
65 GOULD INC	523	.13	293,303	.18
66 ASHLAND OIL INC	160	.04	291,753	.17
67 MITRE CORPORATION THE	138	.03	286,719	.17
68 JOHNS HOPKINS UNIVERSITY	73	.02	286,537	.17
69 MASON & HNGR-SLS MSN CO INC	78	.02	280,983	.17
70 CONTROL DATA CORPORATION	875	.21	280,853	.17
71 PENN CENTRAL CORPORATION THE	607	.15	280,401	.17
72 EMERSON ELECTRIC CO	471	.11	280,385	.17
73 AEROSPACE CORPORATION THE	64	.02	274,391	.16
74 E-SYSTEMS INC	500	.12	271,590	.16
75 MORRISON-KNUDSEN COMPANY INC	169	.04	271,506	.16
76 OSHKOSH TRUCK CORPGRATION	73	.02	270,063	.16
77 UNIVERSITY OF CHICAGO THE	60	.01	261,584	.16
78 CALTEX PETROLEUM CORPORATION	22	.01	254,227	.15
79 TRACOR INC	541	.13	254,057	.15
80 ASSOCIATED UNIVERSITIES INC	22	.01	242,493	.15
81 CATERPILLAR TRACTOR CO	292	.07	239,222	.14
82 HUDSON WATERWAYS CORP	6	.00	237,205	.14
83 HARSCO CORPORATION	67	.02	233,581	.14
84 BELL & HOWELL COMPANY	99	.02	229,222	.14
85 STARK, CHARLES DRAPER LAB	5	.00	226,623	.14
86 XEROX ELECTRO-OPTICAL SYSTEMS	2,615	.64	225,345	.14
87 WILLIAMS INTERNATIONAL CORP	77	.02	212,831	.13
88 SCIENCE APPLCTN ITL CORP	843	.20	212,809	.13
89 MC DERMOTT INTERNATIONAL INC	263	.06	208,746	.13
90 GETTY OIL COMPANY	2	.00	200,640	.12
91 OGDEN CORPORATION	57	.01	199,105	.12
92 STONE & WEBSTER INCORPORATED	29	.01	187,205	.11
93 MOBIL CORPORATION	93	.02	185,211	.11
94 UNIVERSTS RSRCH ASSCTS INC	6	.00	182,536	.11
95 MONSANTO COMPANY	42	.01	178,770	.11
96 KAMAN CORPORATION	329	.08	177,576	.11
97 STANFORD LELAND JR UNIVERSITY	204	.05	175,056	.10
98 OHIO VALLEY ELECTRIC CORP	4	.00	170,900	.10
99 FAIRCHILD INDUSTRIES INC	360	.09	170,587	.10
100 HEWLETT-PACKARD COMPANY	1,903	.46	170,581	.10

TOTAL FEDERAL SNAPSHOT REPORT

Actions Reported in Summary on SF281

Fourth Quarter Fiscal Year 1984

Part I - Total Prime Acquisition Actions

Acquisition Method	Number of Actions	Net Dollar Amount (000)				
		Total	Small Business Concerns	Large Business Concerns	Educational & Non-Profit Institutions	Outside U.S./ Outlying Areas
1. TOTAL (2+7+8).....	7,213,315	5,682,857				
2. Subtotal (3+4+5+6).....	7,153,909	5,645,334	2,554,453*	2,095,625*	66,983*	110,536*
3. Formally Advertised (Including 2 Step).....	237,991	134,386	81,613	46,931	541	5,301
4. Negotiated Competitive.....	2,440,754	2,030,988	1,405,970*	427,354*	2,867*	1,824*
5. Negotiated Non-Competitive.....	3,765,936	2,538,554	966,531*	1,415,841*	53,178*	103,004*
6. Procurement Under Another Agency's Contracts.....	709,228	941,406	100,339*	205,499*	10,397*	407*
6A. GSA Schedules.....	519,431	737,748	86,905*	185,830*	4,495*	293*
6B. Another Agency's Contracts.....	189,797	203,658	13,434*	19,669*	5,902*	114*
7. Directed Contracts For Foreign Governments.....	35,008	19,776				
8. Tariff Or Regulated Acquisitions.....	24,398	17,747				

Part II - Statistics on Selected Types of Acquisition

Type of Acquisition	Number of Actions	Net Dollar Amount (000)
9. Small Business Total Set-Asides.....	3,067,375	1,727,045
10. Small Business Partial Set-Asides.....	19,763	11,302
11. Total Labor Surplus Area Set-Asides.....	37,346	20,781
12. Total Labor Surplus Area/Small Business Set-Asides.....	73,737	38,220
13. Acquisitions From Minority And Disadvantaged Business Enterprises (13A + 13B).....	146,727	109,390
13A. Directed To Large Or Small Minority Business Enterprises.....	140,992	91,812
13B. Small Business - Disadvantaged 8(A).....	5,735	17,578
14. Women-Owned Business.....	117,445	80,521

*** DOD DOES NOT REPORT THIS DATA, THEREFORE DOLLARS DO NOT ADD ACROSS AND UP TO EQUAL THE LISTED TOTALS AND SUBTOTALS**

Fourth Quarter Fiscal Year 1984 Year to Date

Part I - Total Prime Acquisition Actions

Acquisition Method	Number of Actions	Net Dollar Amount (000)				
		Total	Small Business Concerns	Large Business Concerns	Educational & Non-Profit Institutions	Outside U.S./ Outlying Areas
1. TOTAL (2+7+8).....	20,740,596	16,076,626				
2. Subtotal (3+4+5+6).....	20,571,548	15,957,966	7,227,641*	6,192,923*	222,400*	644,700*
3. Formally Advertised (Including 2 Step).....	707,882	359,911	207,238	138,581	2,487	11,605
4. Negotiated Competitive.....	6,624,508	5,676,065	3,902,269*	1,249,299*	8,755*	322,769*
5. Negotiated Non-Competitive.....	11,014,673	7,262,411	2,730,703*	4,053,893*	168,765*	309,050*
6. Procurement Under Another Agency's Contracts.....	2,224,485	2,659,579	387,431*	751,150*	42,393*	1,276*
6A. GSA Schedules.....	1,555,705	2,072,277	266,998*	646,413*	6,571*	828*
6B. Another Agency's Contracts.....	668,780	587,302	120,433*	104,737*	35,822*	448*
7. Directed Contracts For Foreign Governments.....	74,140	58,111				
8. Tariff Or Regulated Acquisitions.....	86,920	50,226				

Part II - Statistics on Selected Types of Acquisition

Type of Acquisition	Number of Actions	Net Dollar Amount (000)
9. Small Business Total Set-Asides.....	8,419,061	4,727,902
10. Small Business Partial Set-Asides.....	24,825	14,634
11. Total Labor Surplus Area Set-Asides.....	167,283	90,245
12. Total Labor Surplus Area/Small Business Set-Asides.....	627,333	388,135
13. Acquisitions From Minority And Disadvantaged Business Enterprises (13A + 13B).....	419,604	357,550
13A. Directed To Large Or Small Minority Business Enterprises.....	400,532	312,112
13B. Small Business - Disadvantaged 8(A).....	19,072	45,438
14. Women-Owned Business.....	323,578	285,935

*** DOD DOES NOT REPORT THIS DATA, THEREFORE DOLLARS DO NOT ADD ACROSS AND UP TO EQUAL THE LISTED TOTALS AND SUBTOTALS**

TOTAL FEDERAL SNAPSHOT REPORT

 Actions Reported Individually on SF279
 Fourth Quarter Fiscal Year 1984 and Year to Date

	4th Qtr Actions	4th Qtr Dollars (000)	YTD Actions	YTD Dollars (000)	YTD % Actions	YTD % Dollars
TOTAL FEDERAL	128,664	39,739,237	411,407	166,822,128	100.000	100.000
TYPE CONTRACTOR						
Bus Concerns	115,837	36,802,500	369,718	150,693,510	89.667	90.332
Educational & Non-Profit	4,837	1,033,718	17,881	6,997,356	4.346	4.195
State Loc Gov	2,135	222,978	7,707	1,736,165	1.873	1.041
Non-Defined	5,855	1,680,041	16,101	7,395,097	3.914	4.433
METHODS OF PROC						
2 Step	72	23,134	189	45,422	0.046	0.027
Other Formal Adv	11,850	2,945,914	42,569	10,374,281	10.347	6.219
Neg Comp	60,213	13,076,694	183,529	56,146,254	44.610	33.656
Neg Non-Comp	51,081	21,334,505	163,647	89,935,587	39.777	53.911
Dir For Govs	1,792	1,483,257	6,395	6,680,828	1.554	4.005
Tariff or Reg	3,656	875,733	15,078	3,639,756	3.665	2.182
SMALL BUSINESS AWARDS						
Prime	55,518	8,219,268	169,102	25,049,750	41.103	15.016
Total Set-Aside	21,836	3,736,373	61,339	9,307,553	14.910	5.579
Partial Set-Aside	274	32,551	1,040	591,861	0.253	0.355
LABOR SURPLUS AREA						
Total Set-Aside	295	137,930	1,597	373,848	0.388	0.224
Partial Set-Aside (DOD Only)	7	1,055	21	8,260	0.005	0.005
Tie Bid Pref	28	3,231	131	28,585	0.032	0.017
Tot LSA Sm Set-Aside	2,704	161,884	8,693	586,308	2.113	0.351
Combined Sm Bus Part LSA (DOD Only)	18	4,745	91	34,232	0.022	0.021
SUB-TOTAL	3,052	308,845	10,533	1,031,233	2.560	0.618
No Pref Given	125,612	39,430,392	400,874	165,790,895	97.440	99.382
MINORITY & DISADVANT						
Lg Minority	449	40,166	1,148	94,970	0.279	0.057
Sm Minority	2,769	404,631	8,753	1,453,622	2.128	0.871
8a Minority	4,007	953,740	11,902	2,592,981	2.893	1.554
SUB-TOTAL	7,225	1,398,537	21,803	4,141,573	5.300	2.483
WOMEN OWNED	2,537	441,980	7,835	968,517	1.904	0.581
TYPE OF CONTRACT						
Fixed Price	105,138	29,425,441	335,155	115,336,522	81.466	69.137
Cost	20,190	9,878,079	65,220	49,963,552	15.853	29.950
Time & Material	2,402	314,597	7,700	1,113,429	1.872	0.667
Labor Hour	934	121,120	3,332	408,625	0.810	0.245
Multi Year	10,429	2,801,832	31,643	13,340,377	7.691	7.997
SUBJECT TO STAT REQ						
Walsh Healey Mfr	55,341	25,029,004	168,320	103,325,501	40.913	61.938
Walsh Healey Dir	7,689	901,002	26,685	5,017,157	6.486	3.007
Service Contracts	15,561	1,801,894	63,817	9,703,721	15.512	5.817
Davis Bacon	13,467	3,596,708	32,372	8,585,479	7.869	5.146
Not Subject To	36,606	8,410,629	120,213	40,190,270	29.220	24.092
KIND OF CONTRACT						
Initial Letter	466	1,479,049	1,269	6,344,772	0.308	3.803
Def Supersed Ltr	237	950,077	776	4,152,670	0.189	2.489
Definitive	45,015	13,283,949	123,071	49,623,710	29.915	29.746
Internal Order	42,233	7,994,656	136,286	22,525,812	33.127	13.503
Modification	30,850	15,190,926	112,575	81,658,503	27.363	48.949
GSA Schedule	8,947	881,297	33,118	2,465,158	8.050	1.478
External Order	603	46,944	3,126	296,844	0.760	0.178
Term For Default	111	-45,216	379	-84,885	0.092	-0.051
Term For Conven	202	-42,445	807	-160,456	0.196	-0.096
PRODUCT OR SERVICE						
Supplies & Equipment	54,505	21,127,323	171,986	88,118,064	41.804	52.822
Research & Development	10,712	4,886,889	34,297	24,473,015	8.337	14.670
Construction	17,300	4,600,189	41,748	11,351,444	10.148	6.805
Architect Engineer	2,752	565,218	9,572	2,128,878	2.327	1.276
Automatic Data Processing Services	2,473	614,124	8,813	1,802,803	2.142	1.081
ADP Equipment, Purchase & Lease	6,822	1,028,560	19,713	3,058,211	4.792	1.833
Real Property, Purchase & Lease	2,828	214,156	4,001	304,025	0.973	0.182
Other Services	31,272	6,702,778	121,277	35,585,688	29.479	21.332
Consultant Services	555	56,811	1,685	172,677	0.410	0.104

EXECUTIVE OFFICE OF THE PRESIDENT SNAPSHOT REPORT

Actions Reported in Summary on SF281

Fourth Quarter Fiscal Year 1984

Part I - Total Prime Acquisition Actions

Acquisition Method	Number of Actions	Net Dollar Amount (000)				
		Total	Small Business Concerns	Large Business Concerns	Educational & Non-Profit Institutions	Outside U.S./ Outlying Areas
1. TOTAL (2+7+8).....	343	738				
2. Subtotal (3+4+5+6).....	343	738	370	348	20	0
3. Formally Advertised (Including 2 Step).....	0	0	0	0	0	0
4. Negotiated Competitive.....	38	177	143	27	7	0
5. Negotiated Non-Competitive.....	207	316	172	131	13	0
6. Procurement Under Another Agency's Contracts.....	98	245	55	190	0	0
6A. GSA Schedules.....	94	230	46	184	0	0
6B. Another Agency's Contracts.....	4	15	9	6	0	0
7. Directed Contracts For Foreign Governments.....	0	0			0	0
8. Tariff Or Regulated Acquisitions.....	0	0				0

Part II - Statistics on Selected Types of Acquisition

Type of Acquisition	Number of Actions	Net Dollar Amount (000)
9. Small Business Total Set-Asides.....	15	64
10. Small Business Partial Set-Asides.....	0	0
11. Total Labor Surplus Area Set-Asides.....	2	10
12. Total Labor Surplus Area/Small Business Set-Asides.....	0	0
13. Acquisitions From Minority And Disadvantaged Business Enterprises (13A + 13B).....	2	8
13A. Directed To Large Or Small Minority Business Enterprises.....	0	0
13B. Small Business - Disadvantaged 8(A).....	2	8
14. Women-Owned Business.....	1	2

Fourth Quarter Fiscal Year 1984 Year to Date

Part I - Total Prime Acquisition Actions

Acquisition Method	Number of Actions	Net Dollar Amount (000)				
		Total	Small Business Concerns	Large Business Concerns	Educational & Non-Profit Institutions	Outside U.S./ Outlying Areas
1. TOTAL (2+7+8).....	1,065	2,232				
2. Subtotal (3+4+5+6).....	1,065	2,232	1,072	1,134	26	0
3. Formally Advertised (Including 2 Step).....	0	0	0	0	0	0
4. Negotiated Competitive.....	99	362	301	54	7	0
5. Negotiated Non-Competitive.....	622	1,073	555	499	19	0
6. Procurement Under Another Agency's Contracts.....	344	797	216	581	0	0
6A. GSA Schedules.....	328	741	166	575	0	0
6B. Another Agency's Contracts.....	16	56	50	6	0	0
7. Directed Contracts For Foreign Governments.....	0	0			0	0
8. Tariff Or Regulated Acquisitions.....	0	0				0

Part II - Statistics on Selected Types of Acquisition

Type of Acquisition	Number of Actions	Net Dollar Amount (000)
9. Small Business Total Set-Asides.....	29	99
10. Small Business Partial Set-Asides.....	0	0
11. Total Labor Surplus Area Set-Asides.....	7	32
12. Total Labor Surplus Area/Small Business Set-Asides.....	1	2
13. Acquisitions From Minority And Disadvantaged Business Enterprises (13A + 13B).....	5	17
13A. Directed To Large Or Small Minority Business Enterprises.....	3	9
13B. Small Business - Disadvantaged 8(A).....	2	8
14. Women-Owned Business.....	13	27

EXECUTIVE OFFICE OF THE PRESIDENT SNAPSHOT REPORT

Actions Reported Individually on SF279
Fourth Quarter Fiscal Year 1984 and Year to Date

	4th Qtr Actions	4th Qtr Dollars (000)	YTD Actions	YTD Dollars (000)	YTD % Actions	YTD % Dollars
Executive Office of the President.....	114	5,776	252	16,090	100.000	100.000
TYPE CONTRACTOR						
Bus Concerns.....	106	5,489	233	15,128	92.460	94.021
Educational & Non-Profit.....	8	287	18	922	7.143	5.730
State Loc Gov.....	0	0	1	40	0.397	0.249
Non-Defined.....	0	0	0	0	0.000	0.000
METHODS OF PROC						
2 Step.....	0	0	0	0	0.000	0.000
Other Formal Adv.....	1	103	2	133	0.794	0.827
Neg Comp.....	50	2,576	130	7,846	51.587	48.763
Neg Non-Comp.....	63	3,097	120	8,111	47.619	50.410
Dir For Govs.....	0	0	0	0	0.000	0.000
Tariff or Reg.....	0	0	0	0	0.000	0.000
SMALL BUSINESS AWARDS						
Prime.....	41	1,570	79	3,825	31.349	23.773
Total Set-Aside.....	2	70	2	70	0.794	0.435
Partial Set-Aside.....	0	0	0	0	0.000	0.000
LABOR SURPLUS AREA						
Total Set-Aside.....	0	0	0	0	0.000	0.000
Tie Bid Pref.....	0	0	0	0	0.000	0.000
Tot LSA Sm Set-Aside.....	0	0	0	0	0.000	0.000
SUB-TOTAL.....	0	0	0	0	0.000	0.000
No Pref Given.....	0	0	0	0	0.000	0.000
SUB-TOTAL.....	114	5,776	252	16,090	100.000	100.000
MINORITY & DISADVANT						
Lg Minority.....	1	30	2	47	0.794	0.292
Sm Minority.....	0	0	2	245	0.794	1.523
8a Minority.....	8	334	16	684	6.349	4.251
SUB-TOTAL.....	9	364	20	976	7.937	6.066
WOMEN OWNED.....						
SUB-TOTAL.....	2	122	6	424	2.381	2.635
TYPE OF CONTRACT						
Fixed Price.....	88	3,635	192	10,242	76.190	63.654
Cost.....	21	2,017	50	5,558	19.841	34.543
Time & Material.....	1	23	1	23	0.397	0.143
Labor Hour.....	4	101	9	267	3.571	1.659
Multi Year.....	6	146	20	2,022	7.937	12.567
SUBJECT TO STAT REQ						
Walsh Healey Mfr.....	30	1,138	67	4,486	26.587	27.881
Walsh Healey Dir.....	20	1,787	34	2,326	13.492	14.456
Service Contracts.....	17	1,040	80	6,530	31.746	40.584
Davis Bacon.....	0	0	0	0	0.000	0.000
Not Subject To.....	47	1,811	71	2,748	28.175	17.079
KIND OF CONTRACT						
Initial Letter.....	0	0	1	20	0.397	0.124
Def Supersd Ltr.....	0	0	2	1,293	0.794	8.036
Definitive.....	43	2,947	75	4,575	29.762	28.434
Internal Order.....	16	501	28	1,097	11.111	6.818
Modification.....	37	1,873	77	5,965	30.556	37.073
GSA Schedule.....	17	425	65	3,039	25.794	18.888
External Order.....	1	30	4	101	1.587	0.628
Term For Default.....	0	0	0	0	0.000	0.000
Term For Conven.....	0	0	0	0	0.000	0.000
PRODUCT OR SERVICE						
Supplies & Equipment.....	18	1,032	24	1,480	9.524	9.198
Research & Development.....	0	0	0	0	0.000	0.000
Construction.....	0	0	0	0	0.000	0.000
Architect Engineer.....	0	0	0	0	0.000	0.000
Automatic Data Processing Services.....	0	0	0	0	0.000	0.000
ADP Equipment, Purchase & Lease.....	36	1,959	78	6,105	30.952	37.943
Real Property, Purchase & Lease.....	33	1,419	57	3,819	22.619	23.735
Other Services.....	0	0	0	0	0.000	0.000
Consultant Services.....	27	1,366	93	4,686	36.905	29.124
SUB-TOTAL.....	0	0	6	318	2.381	1.976

DEPARTMENT OF AGRICULTURE SNAPSHOT REPORT

Actions Reported in Summary on SF281

Fourth Quarter Fiscal Year 1984

Part I - Total Prime Acquisition Actions

Acquisition Method	Number of Actions	Net Dollar Amount (000)				
		Total	Small Business Concerns	Large Business Concerns	Educational & Non-Profit Institutions	Outside U.S./ Outlying Areas
1. TOTAL (2+7+8).....	262,019	116,937				
2. Subtotal (3+4+5+6).....	254,290	115,311	85,620	27,257	2,365	69
3. Formally Advertised (Including 2 Step).....	20,103	10,913	10,528	383	2	0
4. Negotiated Competitive.....	42,801	41,211	36,207	4,526	467	11
5. Negotiated Non-Competitive.....	168,100	31,467	24,706	5,271	1,432	58
6. Procurement Under Another Agency's Contracts.....	23,286	31,720	14,179	17,077	464	0
6A. GSA Schedules.....	19,722	28,370	12,313	16,000	57	0
6B. Another Agency's Contracts.....	3,564	3,350	1,866	1,077	407	0
7. Directed Contracts For Foreign Governments.....	1	2				
8. Tariff Or Regulated Acquisitions.....	7,728	1,624				

Part II - Statistics on Selected Types of Acquisition

Type of Acquisition	Number of Actions	Net Dollar Amount (000)
9. Small Business Total Set-Asides.....	133,738	49,213
10. Small Business Partial Set-Asides.....	19,448	9,995
11. Total Labor Surplus Area Set-Asides.....	1,523	1,957
12. Total Labor Surplus Area/Small Business Set-Asides.....	5,005	3,923
13. Acquisitions From Minority And Disadvantaged Business Enterprises (13A + 13B).....	3,434	2,479
13A. Directed To Large Or Small Minority Business Enterprises.....	3,127	2,100
13B. Small Business - Disadvantaged 8(A).....	307	379
14. Women-Owned Business.....	1,920	1,399

Fourth Quarter Fiscal Year 1984 Year to Date

Part I - Total Prime Acquisition Actions

Acquisition Method	Number of Actions	Net Dollar Amount (000)				
		Total	Small Business Concerns	Large Business Concerns	Educational & Non-Profit Institutions	Outside U.S./ Outlying Areas
1. TOTAL (2+7+8).....	810,257	328,292				
2. Subtotal (3+4+5+6).....	780,973	319,739	229,297	81,067	9,051	324
3. Formally Advertised (Including 2 Step).....	21,119	13,461	12,961	492	8	0
4. Negotiated Competitive.....	143,582	123,445	107,009	14,208	2,125	103
5. Negotiated Non-Competitive.....	541,470	95,089	74,107	15,380	5,381	221
6. Procurement Under Another Agency's Contracts.....	74,802	87,744	35,220	50,987	1,537	0
6A. GSA Schedules.....	61,956	77,513	29,579	47,726	208	0
6B. Another Agency's Contracts.....	12,846	10,231	5,641	3,261	1,329	0
7. Directed Contracts For Foreign Governments.....	21	9				
8. Tariff Or Regulated Acquisitions.....	29,263	8,544				

Part II - Statistics on Selected Types of Acquisition

Type of Acquisition	Number of Actions	Net Dollar Amount (000)
9. Small Business Total Set-Asides.....	518,375	173,706
10. Small Business Partial Set-Asides.....	20,105	10,395
11. Total Labor Surplus Area Set-Asides.....	9,409	6,066
12. Total Labor Surplus Area/Small Business Set-Asides.....	69,228	163,729
13. Acquisitions From Minority And Disadvantaged Business Enterprises (13A + 13B).....	16,061	56,089
13A. Directed To Large Or Small Minority Business Enterprises.....	12,546	49,954
13B. Small Business - Disadvantaged 8(A).....	3,515	6,135
14. Women-Owned Business.....	4,908	81,857

DEPARTMENT OF AGRICULTURE SNAPSHOT REPORT

Actions Reported Individually on SF279
Fourth Quarter Fiscal Year 1984 and Year to Date

	4th Qtr Actions	4th Qtr Dollars (000)	YTD Actions	YTD Dollars (000)	YTD % Actions	YTD % Dollars
Department of Agriculture	4,781	466,010	14,485	1,563,849	100.000	100.000
TYPE CONTRACTOR						
Bus Concerns	4,697	462,758	14,180	1,514,657	97.894	96.854
Educational & Non-Profit	28	1,158	83	16,376	0.573	1.047
State Loc Gov	56	2,094	218	32,722	1.505	2.092
Non-Defined	0	0	4	94	0.028	0.006
METHODS OF PROC						
2 Step	1	21	14	2,226	0.097	0.142
Other Formal Adv	823	253,184	2,943	900,738	20.318	57.598
Neg Comp	3,543	187,895	10,146	557,313	70.045	35.637
Neg Non-Comp	412	24,755	1,376	102,882	9.499	6.579
Dir For Govs	0	0	0	0	0.000	0.000
Tariff or Reg	2	155	6	690	0.041	0.044
SMALL BUSINESS AWARDS						
Prime	3,950	307,250	11,248	908,765	77.653	58.111
Total Set-Aside	1,218	70,201	3,048	175,976	21.042	11.253
Partial Set-Aside	36	14,708	186	62,848	1.284	4.019
LABOR SURPLUS AREA						
Total Set-Aside	23	6,718	71	13,889	0.490	0.888
Tie Bid Pref	0	0	5	846	0.035	0.054
Tot LSA Sm Set-Aside	1,599	57,227	4,310	125,291	29.755	8.012
SUB-TOTAL	1,622	63,945	4,386	140,026	30.280	8.954
No Pref Given	3,159	402,065	10,099	1,423,823	69.720	91.046
MINORITY & DISADVANT						
Lg Minority	2	62	39	1,682	0.269	0.108
Sm Minority	188	5,966	470	17,936	3.245	1.147
Ba Minority	190	15,171	449	32,845	3.100	2.100
SUB-TOTAL	380	21,199	958	52,463	6.614	3.355
WOMEN OWNED						
	202	9,857	627	24,170	4.329	1.546
TYPE OF CONTRACT						
Fixed Price	4,715	456,850	14,287	1,503,219	98.633	96.123
Cost	38	8,752	121	59,150	0.835	3.782
Time & Material	2	6	10	153	0.069	0.010
Labor Hour	26	402	67	1,327	0.463	0.085
Multi Year	0	0	0	0	0.000	0.000
SUBJECT TO STAT REQ						
Walsh Healey Mfr	504	24,586	1,549	104,757	10.694	6.699
Walsh Healey Dir	298	10,753	852	29,412	5.882	1.881
Service Contracts	1,632	33,710	5,494	176,624	37.929	11.294
Davis Bacon	1,367	113,355	2,729	211,980	18.840	13.555
Not Subject To	980	283,606	3,861	1,041,076	26.655	66.571
KIND OF CONTRACT						
Initial Letter	77	2,167	116	3,327	0.801	0.213
Def Superseded Ltr	13	561	28	3,206	0.193	0.205
Definitive	3,480	434,062	9,734	1,384,306	67.201	88.519
Internal Order	23	870	149	4,441	1.029	0.284
Modification	775	16,629	3,027	111,520	20.897	7.131
GSA Schedule	378	12,118	1,257	56,983	8.678	3.644
External Order	6	107	63	2,216	0.435	0.142
Term For Default	23	-429	88	-1,780	0.608	-0.114
Term For Conven	6	-95	23	-370	0.159	-0.024
PRODUCT OR SERVICE						
Supplies & Equipment	1,237	283,252	3,963	1,007,588	27.359	64.430
Research & Development	33	970	76	8,025	0.525	0.513
Construction	1,517	116,940	3,105	221,057	21.436	14.135
Architect Engineer	70	2,787	176	5,118	1.215	0.327
Automatic Data Processing Services	51	5,728	183	24,622	1.263	1.574
ADP Equipment, Purchase & Lease	193	11,532	712	50,904	4.915	3.255
Real Property, Purchase & Lease	59	3,115	758	25,938	5.233	1.659
Other Services	1,621	41,686	5,512	220,597	38.053	14.106
Consultant Services	28	2,386	55	3,245	0.380	0.208

DEPARTMENT OF COMMERCE SNAPSHOT REPORT

Actions Reported in Summary on SF281

Fourth Quarter Fiscal Year 1984

Part I - Total Prime Acquisition Actions

Acquisition Method	Number of Actions	Net Dollar Amount (000)				
		Total	Small Business Concerns	Large Business Concerns	Educational & Non-Profit Institutions	Outside U.S./ Outlying Areas
1. TOTAL (2+7+8).....	16,671	17,708				
2. Subtotal (3+4+5+6).....	16,671	17,708	12,068	5,001	572	67
3. Formally Advertised (Including 2 Step).....	45	90	47	43	0	0
4. Negotiated Competitive.....	2,682	6,096	4,984	1,050	50	12
5. Negotiated Non-Competitive.....	11,741	7,763	5,392	1,808	508	55
6. Procurement Under Another Agency's Contracts.....	2,203	3,759	1,645	2,100	14	0
6A. GSA Schedules.....	2,122	3,667	1,595	2,072	0	0
6B. Another Agency's Contracts.....	81	92	50	28	14	0
7. Directed Contracts For Foreign Governments.....	0	0				0
8. Tariff Or Regulated Acquisitions.....	0	0				0

Part II - Statistics on Selected Types of Acquisition

Type of Acquisition	Number of Actions	Net Dollar Amount (000)
9. Small Business Total Set-Asides.....	1,090	1,666
10. Small Business Partial Set-Asides.....	3	787
11. Total Labor Surplus Area Set-Asides.....	134	973
12. Total Labor Surplus Area/Small Business Set-Asides.....	70	36
13. Acquisitions From Minority And Disadvantaged Business Enterprises (13A+13B).....	658	538
13A. Directed To Large Or Small Minority Business Enterprises.....	643	494
13B. Small Business - Disadvantaged 8(A).....	15	44
14. Women-Owned Business.....	380	301

Fourth Quarter Fiscal Year 1984 Year to Date

Part I - Total Prime Acquisition Actions

Acquisition Method	Number of Actions	Net Dollar Amount (000)				
		Total	Small Business Concerns	Large Business Concerns	Educational & Non-Profit Institutions	Outside U.S./ Outlying Areas
1. TOTAL (2+7+8).....	58,994	59,745				
2. Subtotal (3+4+5+6).....	58,993	59,744	39,126	18,765	1,658	195
3. Formally Advertised (Including 2 Step).....	124	300	250	50	0	0
4. Negotiated Competitive.....	10,393	17,542	14,150	3,273	99	20
5. Negotiated Non-Competitive.....	39,299	25,482	17,907	5,903	1,503	169
6. Procurement Under Another Agency's Contracts.....	9,177	16,420	6,819	9,539	56	6
6A. GSA Schedules.....	8,889	15,557	6,099	9,424	28	6
6B. Another Agency's Contracts.....	288	863	720	115	28	0
7. Directed Contracts For Foreign Governments.....	1	1				0
8. Tariff Or Regulated Acquisitions.....	0	0				0

Part II - Statistics on Selected Types of Acquisition

Type of Acquisition	Number of Actions	Net Dollar Amount (000)
9. Small Business Total Set-Asides.....	4,008	6,006
10. Small Business Partial Set-Asides.....	7	789
11. Total Labor Surplus Area Set-Asides.....	222	1,069
12. Total Labor Surplus Area/Small Business Set-Asides.....	148	146
13. Acquisitions From Minority And Disadvantaged Business Enterprises (13A+13B).....	2,073	2,215
13A. Directed To Large Or Small Minority Business Enterprises.....	1,935	1,972
13B. Small Business - Disadvantaged 8(A).....	138	243
14. Women-Owned Business.....	1,239	1,202

DEPARTMENT OF COMMERCE SNAPSHOT REPORT

Actions Reported Individually on SF279
Fourth Quarter Fiscal Year 1984 and Year to Date

	4th Qtr Actions	4th Qtr Dollars (000)	YTD Actions	YTD Dollars (000)	YTD % Actions	YTD % Dollars
Department of Commerce	490	81,508	1,706	199,260	100.000	100.000
TYPE CONTRACTOR						
Bus Concerns	453	76,824	1,605	187,990	94.080	94.344
Educational & Non-Profit	20	1,662	57	6,714	3.341	3.369
State Loc Gov	16	3,002	41	4,503	2.403	2.260
Non-Defined	1	20	3	53	0.176	0.027
METHODS OF PROC						
2 Step	0	0	1	45	0.059	0.023
Other Formal Adv	45	2,541	148	6,619	8.675	3.322
Neg Comp	297	47,376	1,050	119,688	61.547	60.086
Neg Non-Comp	147	31,376	501	63,308	29.367	31.772
Dir For Govs	0	0	0	0	0.000	0.000
Tariff or Reg	1	215	6	9,600	0.352	4.818
SMALL BUSINESS AWARDS						
Prime	241	34,954	770	79,428	45.135	39.861
Total Set-Aside	32	1,980	81	5,092	4.748	2.555
Partial Set-Aside	0	0	0	0	0.000	0.000
LABOR SURPLUS AREA						
Total Set-Aside	2	255	4	293	0.234	0.147
Tie Bid Pref	0	0	1	74	0.059	0.037
Tot LSA Sm Set-Aside	5	1,044	9	1,267	0.528	0.636
SUB-TOTAL	7	1,299	14	1,634	0.821	0.820
No Pref Given	483	80,209	1,692	197,626	99.179	99.180
MINORITY & DISADVANT						
Lg Minority	4	48	11	303	0.645	0.152
Sm Minority	15	2,982	35	4,881	2.052	2.450
8a Minority	29	16,503	105	28,508	6.155	14.307
SUB-TOTAL	48	19,533	151	33,692	8.851	16.909
WOMEN OWNED						
TYPE OF CONTRACT	13	410	38	4,449	2.227	2.233
Fixed Price	417	62,587	1,462	139,887	85.698	70.203
Cost	54	17,859	162	52,893	9.496	26.545
Time & Material	15	559	63	4,397	3.893	2.207
Labor Hour	4	503	19	2,083	1.114	1.045
Multi Year	28	20,210	98	39,969	5.744	20.059
SUBJECT TO STAT REQ						
Walsh Healey Mfr	225	28,923	742	52,460	43.494	26.327
Walsh Healey Dir	50	4,733	170	16,039	9.965	8.049
Service Contracts	63	30,923	322	67,482	18.875	33.866
Davis Bacon	12	505	20	1,328	1.172	0.666
Not Subject To	140	16,424	452	61,951	26.495	31.091
KIND OF CONTRACT						
Initial Letter	5	287	7	311	0.410	0.156
Def Superseded Ltr	0	0	0	0	0.000	0.000
Definitive	245	39,287	602	74,331	35.287	37.304
Internal Order	1	20	15	506	0.879	0.254
Modification	71	34,640	397	92,127	23.271	46.235
GSA Schedule	165	7,211	674	31,367	39.508	15.742
External Order	3	63	8	408	0.469	0.205
Term For Default	0	0	0	0	0.000	0.000
Term For Conven	0	0	3	210	0.176	0.105
PRODUCT OR SERVICE						
Supplies & Equipment	153	8,705	524	21,177	30.715	10.628
Research & Development	12	5,206	39	18,027	2.286	9.047
Construction	13	565	24	1,483	1.407	0.744
Architect Engineer	2	135	4	232	0.234	0.116
Automatic Data Processing Services	38	22,912	143	53,610	8.382	26.905
ADP Equipment, Purchase & Lease	153	22,770	476	41,911	27.902	21.033
Real Property, Purchase & Lease	1	24	3	65	0.176	0.033
Other Services	118	21,191	493	62,755	28.898	31.494
Consultant Services	16	1,426	45	3,628	2.638	1.821

DEPARTMENT OF DEFENSE SNAPSHOT REPORT

Actions Reported in Summary on SF281

Fourth Quarter Fiscal Year 1984

Part I - Total Prime Acquisition Actions

Acquisition Method	Number of Actions	Net Dollar Amount (000)				
		Total	Small Business Concerns	Large Business Concerns	Educational & Non-Profit Institutions	Outside U.S./ Outlying Areas
1. TOTAL (2+7+8).....	5,491,798	4,632,517				
2. Subtotal (3+4+5+6).....	5,456,827	4,612,808	0*	0*	0*	0*
3. Formally Advertised (Including 2 Step).....	207,653	102,165	58,367	38,232	454	5,112
4. Negotiated Competitive.....	2,041,213	1,738,079	1,184,729*	360,377*	0*	0*
5. Negotiated Non-Competitive.....	2,789,318	2,147,800	739,137*	1,275,779*	33,351*	99,533*
6. Procurement Under Another Agency's Contracts.....	418,643	624,764	0*	0*	0*	0*
6A. GSA Schedules.....	293,618	460,225	0*	0*	0*	0*
6B. Another Agency's Contracts.....	125,025	164,539	0*	0*	0*	0*
7. Directed Contracts For Foreign Governments.....	34,971	19,709	0*	0*	0*	0*
8. Tariff Or Regulated Acquisitions.....	0	0				

Part II - Statistics on Selected Types of Acquisition

Type of Acquisition	Number of Actions	Net Dollar Amount (000)
9. Small Business Total Set-Asides.....	2,541,823	1,455,933
10. Small Business Partial Set-Asides.....	0	0
11. Total Labor Surplus Area Set-Asides.....	372	1,109
12. Total Labor Surplus Area/Small Business Set-Asides.....	0	0
13. Acquisitions From Minority And Disadvantaged Business Enterprises (13A+13B).....	107,525	83,299
13A. Directed To Large Or Small Minority Business Enterprises.....	102,738	69,158
13B. Small Business - Disadvantaged 8(A).....	4,787	14,141
14. Women-Owned Business.....	98,738	67,633

*** DOD DOES NOT REPORT THIS DATA, THEREFORE DOLLARS DO NOT ADD ACROSS AND UP TO EQUAL THE LISTED TOTALS AND SUBTOTALS**

Fourth Quarter Fiscal Year 1984 Year to Date

Part I - Total Prime Acquisition Actions

Acquisition Method	Number of Actions	Net Dollar Amount (000)				
		Total	Small Business Concerns	Large Business Concerns	Educational & Non-Profit Institutions	Outside U.S./ Outlying Areas
1. TOTAL (2+7+8).....	14,533,478	12,460,335				
2. Subtotal (3+4+5+6).....	14,451,449	12,392,137	646,186*	610,828*	17,517*	93,187*
3. Formally Advertised (Including 2 Step).....	651,047	280,350	153,749	114,005	1,779	10,817
4. Negotiated Competitive.....	5,281,877	4,727,392	3,187,935*	1,029,362*	0*	317,122*
5. Negotiated Non-Competitive.....	7,487,358	5,907,066	1,962,657*	3,538,803*	107,557*	298,049*
6. Procurement Under Another Agency's Contracts.....	1,031,167	1,477,329	0*	0*	0*	0*
6A. GSA Schedules.....	724,633	1,151,467	0*	0*	0*	0*
6B. Another Agency's Contracts.....	306,534	325,862	0*	0*	0*	0*
7. Directed Contracts For Foreign Governments.....	73,975	57,875	0*	0*	0*	0*
8. Tariff Or Regulated Acquisitions.....	0	0				

Part II - Statistics on Selected Types of Acquisition

Type of Acquisition	Number of Actions	Net Dollar Amount (000)
9. Small Business Total Set-Asides.....	6,381,305	3,768,859
10. Small Business Partial Set-Asides.....	0	0
11. Total Labor Surplus Area Set-Asides.....	1,700	2,159
12. Total Labor Surplus Area/Small Business Set-Asides.....	0	0
13. Acquisitions From Minority And Disadvantaged Business Enterprises (13A+13B).....	248,963	218,088
13A. Directed To Large Or Small Minority Business Enterprises.....	235,956	185,297
13B. Small Business - Disadvantaged 8(A).....	13,007	32,791
14. Women-Owned Business.....	257,214	165,974

DEPARTMENT OF DEFENSE SNAPSHOT REPORT

Actions Reported Individually on SF279

Fourth Quarter Fiscal Year 1984 and Year to Date

	4th Qtr Actions	4th Qtr Dollars (000)	YTD Actions	YTD Dollars (000)	YTD % Actions	YTD % Dollars
Department of Defense	76,465	31,845,931	233,481	133,213,406	100.000	100.000
TYPE CONTRACTOR						
Bus Concerns	68,887	29,958,303	210,681	123,510,736	90.235	92.716
Educational & Non-Profit	1,901	356,434	7,224	2,506,813	3.094	1.882
State Loc Gov	0	0	5	586	0.002	0.000
Non-Defined	5,677	1,531,194	15,571	7,195,271	6.669	5.401
METHODS OF PROC						
2 Step	2	203	2	203	0.001	0.000
Other Formal Adv	5,714	1,822,978	17,807	6,578,903	7.627	4.939
Neg Comp	35,222	9,245,631	104,180	42,918,113	44.620	32.218
Neg Non-Comp	32,162	18,755,881	98,599	75,057,268	42.230	56.344
Dir For Govs	1,791	1,482,957	6,391	6,680,497	2.737	5.015
Tariff or Reg	1,574	538,281	6,502	1,978,422	2.785	1.485
SMALL BUSINESS AWARDS						
Prime	28,916	6,262,001	82,249	18,715,919	35.227	14.050
Total Set-Aside	15,059	3,325,888	39,952	8,018,435	17.111	6.019
Partial Set-Aside	121	11,841	443	509,856	0.190	0.383
LABOR SURPLUS AREA						
Total Set-Aside	2	70	157	16,210	0.067	0.012
Partial Set-Aside (DOD Only)	7	1,055	21	8,260	0.009	0.006
Tie Bid Pref	6	1,555	28	15,755	0.012	0.012
Tot LSA Sm Set-Aside	30	3,193	521	140,899	0.223	0.106
Combined Sm Bus Part LSA (DOD Only)	18	4,745	89	34,203	0.038	0.026
SUB-TOTAL	63	10,618	816	215,327	0.349	0.162
No Pref Given	76,402	31,835,313	232,665	132,998,079	99.651	99.838
MINORITY & DISADVANT						
Lg Minority	2	357	7	643	0.003	0.000
Sm Minority	1,444	299,929	4,200	844,937	1.799	0.634
8a Minority	1,543	529,407	4,292	1,666,791	1.838	1.251
SUB-TOTAL	2,989	829,693	8,499	2,512,371	3.640	1.886
WOMEN OWNED						
	1,222	212,491	3,412	558,917	1.461	0.420
TYPE OF CONTRACT						
Fixed Price	63,436	25,244,004	189,758	102,478,044	81.273	76.928
Cost	11,091	6,297,715	36,962	29,571,615	15.831	22.199
Time & Material	1,625	269,176	5,384	971,109	2.306	0.729
Labor Hour	313	35,036	1,377	192,638	0.590	0.145
Multi Year	617	1,638,907	2,233	10,120,868	0.956	7.597
SUBJECT TO STAT REQ						
Walsh Healey Mfr	41,661	23,250,496	123,723	97,651,325	52.991	73.304
Walsh Healey Dir	3,778	646,251	12,420	3,975,712	5.319	2.984
Service Contracts	4,686	872,279	20,820	5,787,309	8.917	4.344
Davis Bacon	8,067	2,669,952	15,659	5,968,770	6.707	4.481
Not Subject To	18,273	4,406,953	60,859	19,830,290	26.066	14.886
KIND OF CONTRACT						
Initial Letter	299	1,461,124	832	6,295,147	0.356	4.726
Def Superseded Ltr	206	944,487	680	4,107,163	0.291	3.083
Definitive	31,627	10,840,874	80,087	40,614,282	34.301	30.488
Internal Order	24,420	7,134,593	77,997	20,230,058	33.406	15.186
Modification	15,490	11,168,639	56,856	60,687,728	24.351	45.557
GSA Schedule	3,981	358,961	15,266	1,374,007	6.538	1.031
External Order	187	24,738	800	151,488	0.343	0.114
Term For Default	68	-45,699	234	-85,463	0.100	-0.064
Term For Conven	187	-41,786	729	-161,004	0.312	-0.121
PRODUCT OR SERVICE						
Supplies & Equipment	38,217	19,113,698	115,376	82,349,301	49.416	61.818
Research & Development	6,287	3,507,196	20,403	18,271,286	8.739	13.716
Construction	11,266	3,616,062	22,848	8,514,289	9.786	6.391
Architect Engineer	1,806	345,939	5,425	1,537,185	2.324	1.154
Automatic Data Processing Services	813	202,637	3,099	814,476	1.327	0.611
ADP Equipment, Purchase & Lease	3,644	775,101	10,424	2,202,472	4.465	1.653
Real Property, Purchase & Lease	51	9,171	186	58,795	0.080	0.044
Other Services	14,381	4,276,127	55,720	19,465,602	23.865	14.612
Consultant Services	132	20,164	535	75,153	0.229	0.056

DEPARTMENT OF EDUCATION SNAPSHOT REPORT

Actions Reported in Summary on SF281

Fourth Quarter Fiscal Year 1984

Part I - Total Prime Acquisition Actions

Acquisition Method	Number of Actions	Net Dollar Amount (000)				
		Total	Small Business Concerns	Large Business Concerns	Educational & Non-Profit Institutions	Outside U.S./ Outlying Areas
1. TOTAL (2+7+8).....	1,433	1,128				
2. Subtotal (3+4+5+6).....	1,433	1,128	944	125	59	0
3. Formally Advertised (Including 2 Step).....	0	0	0	0	0	0
4. Negotiated Competitive.....	5	16	16	0	0	0
5. Negotiated Non-Competitive.....	1,320	893	804	31	58	0
6. Procurement Under Another Agency's Contracts.....	108	219	124	94	1	0
6A. GSA Schedules.....	108	219	124	94	1	0
6B. Another Agency's Contracts.....	0	0	0	0	0	0
7. Directed Contracts For Foreign Governments.....	0	0	0	0	0	0
8. Tariff Or Regulated Acquisitions.....	0	0	0	0	0	0

Part II - Statistics on Selected Types of Acquisition

Type of Acquisition	Number of Actions	Net Dollar Amount (000)
9. Small Business Total Set-Asides.....	381	502
10. Small Business Partial Set-Asides.....	0	0
11. Total Labor Surplus Area Set-Asides.....	0	0
12. Total Labor Surplus Area/Small Business Set-Asides.....	0	0
13. Acquisitions From Minority And Disadvantaged Business Enterprises (13A + 13B).....	1	548
13A. Directed To Large Or Small Minority Business Enterprises.....	0	0
13B. Small Business - Disadvantaged 8(A).....	1	548
14. Women-Owned Business.....	14	59

Fourth Quarter Fiscal Year 1984 Year to Date

Part I - Total Prime Acquisition Actions

Acquisition Method	Number of Actions	Net Dollar Amount (000)				
		Total	Small Business Concerns	Large Business Concerns	Educational & Non-Profit Institutions	Outside U.S./ Outlying Areas
1. TOTAL (2+7+8).....	4,521	4,384				
2. Subtotal (3+4+5+6).....	4,521	4,384	2,864	1,391	129	0
3. Formally Advertised (Including 2 Step).....	1	0	0	0	0	0
4. Negotiated Competitive.....	64	219	166	49	4	0
5. Negotiated Non-Competitive.....	4,133	3,475	2,437	917	121	0
6. Procurement Under Another Agency's Contracts.....	323	690	261	425	4	0
6A. GSA Schedules.....	323	690	261	425	4	0
6B. Another Agency's Contracts.....	0	0	0	0	0	0
7. Directed Contracts For Foreign Governments.....	0	0	0	0	0	0
8. Tariff Or Regulated Acquisitions.....	0	0	0	0	0	0

Part II - Statistics on Selected Types of Acquisition

Type of Acquisition	Number of Actions	Net Dollar Amount (000)
9. Small Business Total Set-Asides.....	1,119	1,523
10. Small Business Partial Set-Asides.....	0	0
11. Total Labor Surplus Area Set-Asides.....	0	0
12. Total Labor Surplus Area/Small Business Set-Asides.....	0	0
13. Acquisitions From Minority And Disadvantaged Business Enterprises (13A + 13B).....	2	557
13A. Directed To Large Or Small Minority Business Enterprises.....	0	0
13B. Small Business - Disadvantaged 8(A).....	2	557
14. Women-Owned Business.....	38	104

DEPARTMENT OF EDUCATION SNAPSHOT REPORT

Actions Reported Individually on SF279
Fourth Quarter Fiscal Year 1984 and Year to Date

	4th Qtr Actions	4th Qtr Dollars (000)	YTD Actions	YTD Dollars (000)	YTD % Actions	YTD % Dollars
Department of Education.....	176	43,903	513	131,300	100.000	100.000
TYPE CONTRACTOR						
Bus Concerns.....	138	27,865	350	80,804	68.226	61.542
Educational & Non-Profit.....	23	8,078	72	25,094	14.035	19.112
State Loc Gov.....	14	7,900	90	25,342	17.544	19.301
Non-Defined.....	1	60	1	60	0.195	0.046
METHODS OF PROC						
2 Step.....	0	0	0	0	0.000	0.000
Other Formal Adv.....	4	42	9	342	1.754	0.260
Neg Comp.....	103	25,798	276	82,057	53.801	62.496
Neg Non-Comp.....	69	18,063	228	48,901	44.444	37.244
Dir For Govs.....	0	0	0	0	0.000	0.000
Tariff or Reg.....	0	0	0	0	0.000	0.000
SMALL BUSINESS AWARDS						
Prime.....	79	10,865	201	30,450	39.181	23.191
Total Set-Aside.....	14	572	18	1,658	3.509	1.263
Partial Set-Aside.....	0	0	0	0	0.000	0.000
LABOR SURPLUS AREA						
Total Set-Aside.....	4	437	10	1,148	1.949	0.874
Tie Bid Pref.....	0	0	0	0	0.000	0.000
Tot LSA Sm Set-Aside.....	0	0	0	0	0.000	0.000
SUB-TOTAL.....	4	437	10	1,148	1.949	0.874
No Pref Given.....	172	43,466	503	130,152	98.051	99.126
MINORITY & DISADVANT						
Lg Minority.....	0	0	0	0	0.000	0.000
Sm Minority.....	0	0	0	0	0.000	0.000
8a Minority.....	36	5,950	90	17,614	17.544	13.415
SUB-TOTAL.....	36	5,950	90	17,614	17.544	13.415
WOMEN OWNED.....						
.....	5	1,084	13	3,967	2.534	3.021
TYPE OF CONTRACT						
Fixed Price.....	93	10,308	275	51,026	53.606	38.862
Cost.....	83	33,595	238	80,274	46.394	61.138
Time & Material.....	0	0	0	0	0.000	0.000
Labor Hour.....	0	0	0	0	0.000	0.000
Multi Year.....	82	21,139	239	87,823	46.589	66.887
SUBJECT TO STAT REQ						
Walsh Healey Mfr.....	0	0	3	298	0.585	0.227
Walsh Healey Dir.....	0	0	0	0	0.000	0.000
Service Contracts.....	29	9,821	56	31,176	10.916	23.744
Davis Bacon.....	0	0	0	0	0.000	0.000
Not Subject To.....	147	34,082	454	99,826	88.499	76.029
KIND OF CONTRACT						
Initial Letter.....	0	0	2	660	0.390	0.503
Def Supersed Ltr.....	0	0	3	484	0.585	0.369
Definitive.....	98	26,946	185	47,990	36.062	36.550
Modification.....	0	0	0	0	0.000	0.000
GSA Schedule.....	78	16,957	283	80,622	55.166	61.403
External Order.....	0	0	40	1,544	7.797	1.176
Term For Default.....	0	0	0	0	0.000	0.000
Term For Conven.....	0	0	0	0	0.000	0.000
PRODUCT OR SERVICE						
Supplies & Equipment.....	1	21	44	1,802	8.577	1.372
Research & Development.....	19	1,536	49	10,653	9.552	8.113
Construction.....	0	0	0	0	0.000	0.000
Architect Engineer.....	0	0	0	0	0.000	0.000
Automatic Data Processing Services.....	30	8,857	74	31,990	14.425	24.364
ADP Equipment, Purchase & Lease.....	3	298	9	5,256	1.754	4.003
Real Property, Purchase & Lease.....	0	0	0	0	0.000	0.000
Other Services.....	123	33,191	337	81,599	65.692	62.147
Consultant Services.....	10	1,725	27	4,779	5.263	3.640

DEPARTMENT OF ENERGY SNAPSHOT REPORT

Actions Reported in Summary on SF281

Fourth Quarter Fiscal Year 1984

Part I - Total Prime Acquisition Actions

Acquisition Method	Number of Actions	Net Dollar Amount (000)				
		Total	Small Business Concerns	Large Business Concerns	Educational & Non-Profit Institutions	Outside U.S./ Outlying Areas
1. TOTAL (2+7+8).....	14,764	8,625				
2. Subtotal (3+4+5+6).....	14,764	8,625	5,302	2,882	418	23
3. Formally Advertised (Including 2 Step).....	105	113	79	34	0	0
4. Negotiated Competitive.....	3,725	3,029	2,366	631	24	8
5. Negotiated Non-Competitive.....	8,647	3,544	2,186	1,067	276	15
6. Procurement Under Another Agency's Contracts.....	2,287	1,939	671	1,150	118	0
6A. GSA Schedules.....	2,074	1,743	637	1,098	8	0
6B. Another Agency's Contracts.....	213	196	34	52	110	0
7. Directed Contracts For Foreign Governments.....	0	0				0
8. Tariff Or Regulated Acquisitions.....	0	0				0

Part II - Statistics on Selected Types of Acquisition

Type of Acquisition	Number of Actions	Net Dollar Amount (000)
9. Small Business Total Set-Asides.....	3,611	1,994
10. Small Business Partial Set-Asides.....	28	
11. Total Labor Surplus Area Set-Asides.....	43	5
12. Total Labor Surplus Area/Small Business Set-Asides.....	32	5
13. Acquisitions From Minority And Disadvantaged Business Enterprises (13A + 13B).....	282	164
13A. Directed To Large Or Small Minority Business Enterprises.....	272	147
13B. Small Business - Disadvantaged 8(A).....	10	17
14. Women-Owned Business.....	4	4

Fourth Quarter Fiscal Year 1984 Year to Date

Part I - Total Prime Acquisition Actions

Acquisition Method	Number of Actions	Net Dollar Amount (000)				
		Total	Small Business Concerns	Large Business Concerns	Educational & Non-Profit Institutions	Outside U.S./ Outlying Areas
1. TOTAL (2+7+8).....	51,038	34,494				
2. Subtotal (3+4+5+6).....	51,038	34,494	17,716	15,120	1,581	77
3. Formally Advertised (Including 2 Step).....	400	383	268	115	0	0
4. Negotiated Competitive.....	14,011	9,662	7,431	2,070	135	26
5. Negotiated Non-Competitive.....	28,410	13,953	7,527	5,454	921	51
6. Procurement Under Another Agency's Contracts.....	8,217	10,496	2,490	7,481	525	0
6A. GSA Schedules.....	7,448	9,814	2,402	7,380	32	0
6B. Another Agency's Contracts.....	769	682	88	101	493	0
7. Directed Contracts For Foreign Governments.....	0	0				0
8. Tariff Or Regulated Acquisitions.....	0	0				0

Part II - Statistics on Selected Types of Acquisition

Type of Acquisition	Number of Actions	Net Dollar Amount (000)
9. Small Business Total Set-Asides.....	8,228	5,380
10. Small Business Partial Set-Asides.....	196	95
11. Total Labor Surplus Area Set-Asides.....	140	18
12. Total Labor Surplus Area/Small Business Set-Asides.....	111	17
13. Acquisitions From Minority And Disadvantaged Business Enterprises (13A + 13B).....	1,025	559
13A. Directed To Large Or Small Minority Business Enterprises.....	1,008	534
13B. Small Business - Disadvantaged 8(A).....	17	25
14. Women-Owned Business.....	8	9

DEPARTMENT OF ENERGY SNAPSHOT REPORT

Actions Reported Individually on SF279

Fourth Quarter Fiscal Year 1984 and Year to Date

	4th Qtr Actions	4th Qtr Dollars (000)	YTD Actions	YTD Dollars (000)	YTD % Actions	YTD % Dollars
Department of Energy.....	2,413	1,782,632	7,377	13,098,192	100.000	100.000
TYPE CONTRACTOR						
Bus Concerns.....	1,982	1,310,663	5,678	9,382,792	76.969	71.634
Educational & Non-Profit.....	296	280,563	1,083	2,599,368	14.681	19.845
State Loc Gov.....	129	70,971	593	994,936	8.038	7.596
Non-Defined.....	6	120,435	23	121,096	0.312	0.925
METHODS OF PROC						
2 Step.....	10	5,111	16	5,292	0.217	0.040
Other Formal Adv.....	139	71,155	410	157,687	5.558	1.204
Neg Comp.....	990	519,898	2,628	2,619,955	35.624	20.002
Neg Non-Comp.....	1,265	970,991	4,276	9,422,892	57.964	71.940
Dir For Govs.....	0	0	0	0	0.000	0.000
Tariff or Reg.....	9	215,477	47	892,366	0.637	6.813
SMALL BUSINESS AWARDS						
Prime.....	1,045	135,224	2,752	338,836	37.305	2.587
Total Set-Aside.....	380	48,923	862	98,631	11.685	0.753
Partial Set-Aside.....	5	1,683	10	1,693	0.136	0.013
LABOR SURPLUS AREA						
Total Set-Aside.....	43	4,023	203	44,032	2.752	0.336
Tie Bid Pref.....	0	0	0	0	0.000	0.000
Tot LSA Sm Set-Aside.....	21	2,994	85	7,645	1.152	0.058
SUB-TOTAL.....	64	7,017	288	51,677	3.904	0.395
No Pref Given.....	2,349	1,775,615	7,089	13,046,515	96.096	99.605
MINORITY & DISADVANT						
Lg Minority.....	8	9,615	18	12,480	0.244	0.095
Sm Minority.....	52	3,435	156	20,216	2.115	0.154
8a Minority.....	179	27,081	487	77,048	6.602	0.588
SUB-TOTAL.....	239	40,131	661	109,744	8.960	0.838
WOMEN OWNED.....	31	8,116	90	16,340	1.220	0.125
TYPE OF CONTRACT						
Fixed Price.....	1,221	603,122	3,653	1,791,946	49.519	13.681
Cost.....	1,177	1,178,477	3,676	11,300,061	49.831	86.272
Time & Material.....	3	68	26	4,071	0.352	0.031
Labor Hour.....	12	965	22	2,114	0.298	0.016
Multi Year.....	147	121,806	399	838,321	5.409	6.400
SUBJECT TO STAT REQ						
Walsh Healey Mfr.....	232	211,933	653	1,043,395	8.852	7.966
Walsh Healey Dir.....	45	28,099	153	381,679	2.074	2.914
Service Contracts.....	167	63,013	533	394,403	7.225	3.011
Davis Bacon.....	285	164,688	1,065	751,438	14.437	5.737
Not Subject To.....	1,684	1,314,899	4,973	10,527,277	67.412	80.372
KIND OF CONTRACT						
Initial Letter.....	2	250	6	2,910	0.081	0.022
Def Supersd Ltr.....	5	3,521	19	16,009	0.258	0.122
Definitive.....	686	201,561	1,238	1,264,845	16.782	9.657
Internal Order.....	24	814	59	23,893	0.800	0.182
Modification.....	1,518	1,567,735	5,564	11,765,640	75.424	89.826
GSA Schedule.....	157	7,551	451	20,919	6.114	0.160
External Order.....	0	0	0	0	0.000	0.000
Term For Default.....	18	1,173	35	4,002	0.474	0.031
Term For Conven.....	3	27	5	-26	0.068	0.000
PRODUCT OR SERVICE						
Supplies & Equipment.....	265	265,225	741	658,167	10.045	5.025
Research & Development.....	896	263,206	2,637	1,498,678	35.746	11.442
Construction.....	331	190,876	1,155	847,121	15.657	6.467
Architect Engineer.....	102	80,177	328	304,901	4.446	2.328
Automatic Data Processing Services.....	88	11,559	290	48,377	3.931	0.369
ADP Equipment, Purchase & Lease.....	138	9,992	392	23,697	5.314	0.181
Real Property, Purchase & Lease.....	2	23	14	1,554	0.190	0.012
Other Services.....	591	961,574	1,820	9,715,697	24.671	74.176
Consultant Services.....	10	1,169	24	12,997	0.325	0.099

DEPT OF HEALTH AND HUMAN SERVICES SNAPSHOT REPORT

Actions Reported in Summary on SF281

Fourth Quarter Fiscal Year 1984

Part I - Total Prime Acquisition Actions

Acquisition Method	Number of Actions	Net Dollar Amount (000)				
		Total	Small Business Concerns	Large Business Concerns	Educational & Non-Profit Institutions	Outside U.S. / Outlying Areas
1. TOTAL (2 + 7 + 8).....	199,817	109,022				
2. Subtotal (3 + 4 + 5 + 6).....	199,817	109,022	58,938	41,905	7,815	364
3. Formally Advertised (Including 2 Step).....	89	269	215	37	17	0
4. Negotiated Competitive.....	26,125	19,816	12,731	5,830	1,236	19
5. Negotiated Non-Competitive.....	139,393	52,179	34,626	10,821	6,387	345
6. Procurement Under Another Agency's Contracts.....	34,210	36,758	11,366	25,217	175	0
6A. GSA Schedules.....	30,185	33,157	11,004	22,149	4	0
6B. Another Agency's Contracts.....	4,025	3,601	362	3,068	171	0
7. Directed Contracts For Foreign Governments.....	0	0				
8. Tariff Or Regulated Acquisitions.....	0	0				

Part II - Statistics on Selected Types of Acquisition

Type of Acquisition	Number of Actions	Net Dollar Amount (000)
9. Small Business Total Set-Asides.....	56,080	31,968
10. Small Business Partial Set-Asides.....	15	4
11. Total Labor Surplus Area Set-Asides.....	1,526	1,122
12. Total Labor Surplus Area/Small Business Set-Asides.....	7,114	4,060
13. Acquisitions From Minority And Disadvantaged Business Enterprises (13A + 13B).....	1,970	1,575
13A. Directed To Large Or Small Minority Business Enterprises.....	1,866	1,474
13B. Small Business - Disadvantaged 8(A).....	104	101
14. Women-Owned Business.....	2,072	1,573

Fourth Quarter Fiscal Year 1984 Year to Date

Part I - Total Prime Acquisition Actions

Acquisition Method	Number of Actions	Net Dollar Amount (000)				
		Total	Small Business Concerns	Large Business Concerns	Educational & Non-Profit Institutions	Outside U.S. / Outlying Areas
1. TOTAL (2 + 7 + 8).....	753,280	376,482				
2. Subtotal (3 + 4 + 5 + 6).....	753,280	376,482	212,721	145,158	17,208	1,395
3. Formally Advertised (Including 2 Step).....	421	1,045	667	347	31	0
4. Negotiated Competitive.....	89,961	66,353	45,368	18,080	2,844	61
5. Negotiated Non-Competitive.....	533,869	190,290	133,922	41,523	13,511	1,334
6. Procurement Under Another Agency's Contracts.....	129,029	118,794	32,764	85,208	822	0
6A. GSA Schedules.....	110,756	104,468	31,170	73,247	51	0
6B. Another Agency's Contracts.....	18,273	14,326	1,594	11,961	771	0
7. Directed Contracts For Foreign Governments.....	0	0				
8. Tariff Or Regulated Acquisitions.....	0	0				

Part II - Statistics on Selected Types of Acquisition

Type of Acquisition	Number of Actions	Net Dollar Amount (000)
9. Small Business Total Set-Asides.....	221,711	129,121
10. Small Business Partial Set-Asides.....	57	17
11. Total Labor Surplus Area Set-Asides.....	24,821	16,820
12. Total Labor Surplus Area/Small Business Set-Asides.....	168,740	97,756
13. Acquisitions From Minority And Disadvantaged Business Enterprises (13A + 13B).....	11,821	5,528
13A. Directed To Large Or Small Minority Business Enterprises.....	11,572	5,165
13B. Small Business - Disadvantaged 8(A).....	249	363
14. Women-Owned Business.....	9,824	5,359

DEPT OF HEALTH AND HUMAN SERVICES SNAPSHOT REPORT

Actions Reported Individually on SF279

Fourth Quarter Fiscal Year 1984 and Year to Date

	4th Qtr Actions	4th Qtr Dollars (000)	YTD Actions	YTD Dollars (000)	YTD % Actions	YTD % Dollars
Dept of Health and Human Services.....	2,017	258,415	8,759	1,030,236	100.000	100.000
TYPE CONTRACTOR						
Bus Concerns.....	1,209	132,625	6,080	593,254	69.414	57.584
Educational & Non-Profit.....	420	83,466	1,335	242,230	7.752	23.512
State Loc Gov.....	386	42,070	1,337	194,309	15.264	18.861
Non-Defined.....	2	254	7	443	0.080	0.043
METHODS OF PROC						
2 Step.....	3	120	12	456	0.137	0.044
Other Formal Adv.....	132	10,707	679	45,022	7.752	4.370
Neg Comp.....	1,448	190,234	6,096	767,333	69.597	74.481
Neg Non-Comp.....	434	57,354	1,972	217,425	22.514	21.104
Dir For Gvs.....	0	0	0	0	0.000	0.000
Tariff or Reg.....	0	0	0	0	0.000	0.000
SMALL BUSINESS AWARDS						
Prime.....	518	85,777	2,406	291,431	27.469	28.288
Total Set-Aside.....	93	17,088	316	38,935	3.608	3.779
Partial Set-Aside.....	3	1,208	6	2,245	0.069	0.218
LABOR SURPLUS AREA						
Total Set-Aside.....	1	29	13	2,826	0.148	0.274
Tie Bid Pref.....	0	0	2	36	0.023	0.003
Tot LSA Sm Set-Aside.....	5	348	43	9,065	0.491	0.880
SUB-TOTAL.....	6	377	58	11,927	0.662	1.158
No Pref Given.....	2,011	258,038	8,701	1,018,309	99.338	98.842
MINORITY & DISADVANT						
Lg Minority.....	0	0	22	4,282	0.251	0.416
Sm Minority.....	27	2,053	139	9,836	1.587	0.955
8a Minority.....	88	19,340	323	60,282	3.688	5.851
SUB-TOTAL.....	115	21,393	484	74,400	5.526	7.222
WOMEN OWNED.....						
	52	17,981	212	38,498	2.420	3.737
TYPE OF CONTRACT						
Fixed Price.....	1,132	98,258	5,954	406,695	67.976	39.476
Cost.....	866	157,306	2,656	612,874	30.323	59.489
Time & Material.....	2	1,950	32	4,709	0.365	0.457
Labor Hour.....	17	901	117	5,958	1.336	0.578
Multi Year.....	35	5,617	232	49,403	2.649	4.795
SUBJECT TO STAT REQ						
Walsh Healey Mfr.....	86	6,032	661	45,859	7.547	4.451
Walsh Healey Dir.....	628	44,995	2,970	149,371	33.908	14.499
Service Contracts.....	1,111	175,378	4,366	722,773	49.846	70.156
Davis Bacon.....	137	25,369	329	47,245	3.756	4.586
Not Subject To.....	55	6,641	433	64,988	4.943	6.308
KIND OF CONTRACT						
Initial Letter.....	1	21	7	1,296	0.080	0.126
Def Supersd Ltr.....	0	0	4	2,145	0.046	0.208
Definitive.....	629	131,362	2,422	410,241	27.652	39.820
Internal Order.....	0	0	9	371	0.103	0.036
Modification.....	810	107,647	2,869	473,447	32.755	45.955
GSA Schedule.....	484	15,530	2,745	108,646	31.339	10.546
External Order.....	93	3,855	703	34,090	6.026	3.309
Term For Default.....	0	0	0	0	0.000	0.000
Term For Conven.....	0	0	0	0	0.000	0.000
PRODUCT OR SERVICE						
Supplies & Equipment.....	503	34,939	2,407	112,158	27.480	10.887
Research & Development.....	335	70,987	1,268	310,346	14.477	30.124
Construction.....	137	25,369	329	47,245	3.756	4.586
Architect Engineer.....	12	667	36	2,653	0.411	0.258
Automatic Data Processing Services.....	48	5,681	242	38,079	2.763	3.696
ADP Equipment, Purchase & Lease.....	201	14,509	991	92,004	11.314	8.930
Real Property, Purchase & Lease.....	0	0	17	303	0.194	0.029
Other Services.....	781	106,263	3,469	427,448	39.605	41.490
Consultant Services.....	17	1,734	40	3,875	0.457	0.376

DEPT OF HOUSING AND URBAN DEVELOPMENT SNAPSHOT REPORT

Actions Reported in Summary on SF281

Fourth Quarter Fiscal Year 1984

Part I - Total Prime Acquisition Actions

Acquisition Method	Number of Actions	Net Dollar Amount (000)				
		Total	Small Business Concerns	Large Business Concerns	Educational & Non-Profit Institutions	Outside U.S./ Outlying Areas
1. TOTAL (2+7+8).....	3,377	2,701				
2. Subtotal (3+4+5+6).....	3,377	2,701	1,175	1,496	30	0
3. Formally Advertised (Including 2 Step).....	0	0	0	0	0	0
4. Negotiated Competitive.....	1,121	838	454	383	1	0
5. Negotiated Non-Competitive.....	1,248	588	260	299	29	0
6. Procurement Under Another Agency's Contracts.....	1,008	1,275	461	814	0	0
6A. GSA Schedules.....	880	1,226	431	795	0	0
6B. Another Agency's Contracts.....	128	49	30	19	0	0
7. Directed Contracts For Foreign Governments.....	0	0			0	0
8. Tariff Or Regulated Acquisitions.....	0	0				0

Part II - Statistics on Selected Types of Acquisition

Type of Acquisition	Number of Actions	Net Dollar Amount (000)
9. Small Business Total Set-Asides.....	242	116
10. Small Business Partial Set-Asides.....	0	0
11. Total Labor Surplus Area Set-Asides.....	0	0
12. Total Labor Surplus Area/Small Business Set-Asides.....	0	0
13. Acquisitions From Minority And Disadvantaged Business Enterprises (13A + 13B).....	54	66
13A. Directed To Large Or Small Minority Business Enterprises.....	50	62
13B. Small Business - Disadvantaged 8(A).....	4	4
14. Women-Owned Business.....	26	11

Fourth Quarter Fiscal Year 1984 Year to Date

Part I - Total Prime Acquisition Actions

Acquisition Method	Number of Actions	Net Dollar Amount (000)				
		Total	Small Business Concerns	Large Business Concerns	Educational & Non-Profit Institutions	Outside U.S./ Outlying Areas
1. TOTAL (2+7+8).....	10,365	8,095				
2. Subtotal (3+4+5+6).....	10,365	8,095	3,003	5,038	52	2
3. Formally Advertised (Including 2 Step).....	1	1	1	0	0	0
4. Negotiated Competitive.....	3,952	2,108	1,162	940	5	1
5. Negotiated Non-Competitive.....	3,319	1,393	654	693	45	1
6. Procurement Under Another Agency's Contracts.....	3,093	4,593	1,186	3,405	2	0
6A. GSA Schedules.....	2,891	4,525	1,139	3,384	2	0
6B. Another Agency's Contracts.....	202	68	47	21	0	0
7. Directed Contracts For Foreign Governments.....	0	0				0
8. Tariff Or Regulated Acquisitions.....	0	0				

Part II - Statistics on Selected Types of Acquisition

Type of Acquisition	Number of Actions	Net Dollar Amount (000)
9. Small Business Total Set-Asides.....	635	284
10. Small Business Partial Set-Asides.....	0	0
11. Total Labor Surplus Area Set-Asides.....	0	0
12. Total Labor Surplus Area/Small Business Set-Asides.....	0	0
13. Acquisitions From Minority And Disadvantaged Business Enterprises (13A + 13B).....	178	141
13A. Directed To Large Or Small Minority Business Enterprises.....	152	130
13B. Small Business - Disadvantaged 8(A).....	26	11
14. Women-Owned Business.....	71	28

DEPT OF HOUSING AND URBAN DEVELOPMENT SNAPSHOT REPORT

Actions Reported Individually on SF279 Fourth Quarter Fiscal Year 1984 and Year to Date

	4th Qtr Actions	4th Qtr Dollars (000)	YTD Actions	YTD Dollars (000)	YTD % Actions	YTD % Dollars
Dept of Housing and Urban Development.....	95	6,404	329	59,634	100.000	100.000
TYPE CONTRACTOR						
Bus Concerns.....	87	5,964	303	56,155	92.097	94.166
Educational & Non-Profit.....	8	440	24	3,450	7.295	5.785
State Loc Gov.....	0	0	2	29	0.608	0.049
Non-Defined.....	0	0	0	0	0.000	0.000
METHODS OF PROC						
2 Step.....	0	0	0	0	0.000	0.000
Other Formal Adv.....	5	241	13	184	3.951	0.309
Neg Comp.....	55	3,545	203	37,153	61.702	62.302
Neg Non-Comp.....	35	2,618	113	22,297	34.347	37.390
Dir For Govs.....	0	0	0	0	0.000	0.000
Tariff or Reg.....	0	0	0	0	0.000	0.000
SMALL BUSINESS AWARDS						
Prime.....	56	4,530	171	19,223	51.976	32.235
Total Set-Aside.....	3	68	7	302	2.128	0.506
Partial Set-Aside.....	0	0	0	0	0.000	0.000
LABOR SURPLUS AREA						
Total Set-Aside.....	0	0	0	0	0.000	0.000
Tie Bid Pref.....	0	0	0	0	0.000	0.000
Tot LSA Sm Set-Aside.....	0	0	0	0	0.000	0.000
SUB-TOTAL.....	0	0	0	0	0.000	0.000
No Pref Given.....	0	0	0	0	0.000	0.000
SUB-TOTAL.....	95	6,404	329	59,634	100.000	100.000
MINORITY & DISADVANT						
Lg Minority.....	0	0	0	0	0.000	0.000
Sm Minority.....	1	-20	2	40	0.608	0.067
8a Minority.....	25	2,458	71	10,149	21.581	17.019
SUB-TOTAL.....	26	2,438	73	10,189	22.188	17.086
WOMEN OWNED.....						
	3	118	15	1,103	4.559	1.850
TYPE OF CONTRACT						
Fixed Price.....	53	1,439	185	33,084	56.231	55.478
Cost.....	42	4,965	142	26,450	43.161	44.354
Time & Material.....	0	0	2	100	0.608	0.168
Labor Hour.....	0	0	0	0	0.000	0.000
Multi Year.....	0	0	0	0	0.000	0.000
SUBJECT TO STAT REQ						
Walsh Healey Mfr.....	0	0	0	0	0.000	0.000
Walsh Healey Dir.....	0	0	1	87	0.304	0.146
Service Contracts.....	10	-522	33	4,837	10.030	8.111
Davis Bacon.....	0	0	0	0	0.000	0.000
Not Subject To.....	85	6,926	295	54,710	89.666	91.743
KIND OF CONTRACT						
Initial Letter.....	0	0	0	0	0.000	0.000
Def Supersed Ltr.....	0	0	0	0	0.000	0.000
Definitive.....	8	436	52	17,592	15.805	29.500
Internal Order.....	5	641	22	1,669	6.687	2.799
Modification.....	80	5,361	252	40,394	76.596	67.737
GSA Schedule.....	0	0	0	0	0.000	0.000
External Order.....	0	0	0	0	0.000	0.000
Term For Default.....	0	0	0	0	0.000	0.000
Term For Conven.....	2	-34	3	-21	0.912	-0.035
PRODUCT OR SERVICE						
Supplies & Equipment.....	1	35	2	54	0.608	0.091
Research & Development.....	6	335	15	646	4.559	1.083
Construction.....	1	10	1	10	0.304	0.017
Architect Engineer.....	0	0	0	0	0.000	0.000
Automatic Data Processing Services.....	43	2,777	132	16,232	40.122	27.219
ADP Equipment, Purchase & Lease.....	9	-54	33	9,161	10.030	15.362
Real Property, Purchase & Lease.....	0	0	1	14	0.304	0.023
Other Services.....	35	3,301	145	33,517	44.073	56.205
Consultant Services.....	1	5	12	318	3.647	0.533

DEPARTMENT OF INTERIOR SNAPSHOT REPORT

Actions Reported in Summary on SF281

Fourth Quarter Fiscal Year 1984

Part I - Total Prime Acquisition Actions

Acquisition Method	Number of Actions	Net Dollar Amount (000)				
		Total	Small Business Concerns	Large Business Concerns	Educational & Non-Profit Institutions	Outside U.S./ Outlying Areas
1. TOTAL (2+7+8).....	157,545	105,758				
2. Subtotal (3+4+5+6).....	157,463	105,663	66,799	35,610	3,069	185
3. Formally Advertised (Including 2 Step).....	496	1,926	1,506	420	0	0
4. Negotiated Competitive.....	70,190	49,795	35,959	13,344	490	2
5. Negotiated Non-Competitive.....	65,646	27,381	18,598	6,284	2,327	172
6. Procurement Under Another Agency's Contracts.....	21,131	26,561	10,736	15,562	252	11
6A. GSA Schedules.....	17,087	21,668	7,938	13,654	65	11
6B. Another Agency's Contracts.....	4,044	4,893	2,798	1,908	187	0
7. Directed Contracts For Foreign Governments.....	5	13				
8. Tariff Or Regulated Acquisitions.....	77	82				

Part II - Statistics on Selected Types of Acquisition

Type of Acquisition	Number of Actions	Net Dollar Amount (000)
9. Small Business Total Set-Asides.....	50,957	28,669
10. Small Business Partial Set-Asides.....	15	33
11. Total Labor Surplus Area Set-Asides.....	5,724	2,818
12. Total Labor Surplus Area/Small Business Set-Asides.....	12,748	6,029
13. Acquisitions From Minority And Disadvantaged Business Enterprises (13A + 13B).....	2,561	2,574
13A. Directed To Large Or Small Minority Business Enterprises.....	2,561	2,574
13B. Small Business - Disadvantaged 8(A).....	0	0
14. Women-Owned Business.....	1,527	1,619

Fourth Quarter Fiscal Year 1984 Year to Date

Part I - Total Prime Acquisition Actions

Acquisition Method	Number of Actions	Net Dollar Amount (000)				
		Total	Small Business Concerns	Large Business Concerns	Educational & Non-Profit Institutions	Outside U.S./ Outlying Areas
1. TOTAL (2+7+8).....	514,977	316,794				
2. Subtotal (3+4+5+6).....	514,593	316,327	193,725	110,538	11,605	459
3. Formally Advertised (Including 2 Step).....	2,676	5,183	4,056	1,093	29	5
4. Negotiated Competitive.....	223,922	130,724	102,507	27,108	1,095	14
5. Negotiated Non-Competitive.....	219,736	84,128	51,788	24,960	7,033	347
6. Procurement Under Another Agency's Contracts.....	68,259	96,292	35,374	57,377	3,448	93
6A. GSA Schedules.....	56,915	72,729	25,212	47,217	280	20
6B. Another Agency's Contracts.....	11,344	23,563	10,162	10,160	3,168	73
7. Directed Contracts For Foreign Governments.....	19	13				
8. Tariff Or Regulated Acquisitions.....	365	454				

Part II - Statistics on Selected Types of Acquisition

Type of Acquisition	Number of Actions	Net Dollar Amount (000)
9. Small Business Total Set-Asides.....	200,162	87,656
10. Small Business Partial Set-Asides.....	2,762	782
11. Total Labor Surplus Area Set-Asides.....	24,283	10,515
12. Total Labor Surplus Area/Small Business Set-Asides.....	221,332	21,135
13. Acquisitions From Minority And Disadvantaged Business Enterprises (13A + 13B).....	10,424	8,933
13A. Directed To Large Or Small Minority Business Enterprises.....	10,424	8,933
13B. Small Business - Disadvantaged 8(A).....	0	0
14. Women-Owned Business.....	4,579	3,871

DEPARTMENT OF INTERIOR SNAPSHOT REPORT

Actions Reported Individually on SF279

Fourth Quarter Fiscal Year 1984 and Year to Date

	4th Qtr Actions	4th Qtr Dollars (000)	YTD Actions	YTD Dollars (000)	YTD % Actions	YTD % Dollars
Department of Interior.....	3,359	306,032	10,756	1,080,151	100.000	100.000
TYPE CONTRACTOR						
Bus Concerns.....	2,581	273,038	7,790	803,766	72.425	73.730
Educational & Non-Profit.....	77	7,644	328	41,870	3.049	3.841
State Loc Gov.....	698	25,166	2,625	244,053	24.405	22.387
Non-Defined.....	3	184	13	462	0.121	0.042
METHODS OF PROC						
2 Step.....	2	476	9	815	0.084	0.075
Other Formal Adv.....	368	51,998	1,273	200,195	11.835	18.364
Neg Comp.....	1,765	179,441	5,092	483,218	47.341	44.326
Neg Non-Comp.....	1,221	73,873	4,366	404,159	40.591	37.074
Dir For Govs.....	0	0	0	0	0.000	0.000
Tariff or Reg.....	3	244	16	1,764	0.149	0.162
SMALL BUSINESS AWARDS						
Prime.....	1,847	160,300	5,539	400,542	51.497	36.742
Total Set-Aside.....	646	39,430	1,784	98,588	16.586	9.044
Partial Set-Aside.....	0	0	2	293	0.019	0.027
LABOR SURPLUS AREA						
Total Set-Aside.....	55	52,127	218	163,899	2.027	15.035
Tie Bid Pref.....	1	23	1	23	0.009	0.002
Tot LSA Sm Set-Aside.....	300	24,389	808	61,538	7.512	5.645
SUB-TOTAL.....	356	76,539	1,027	225,460	9.548	20.682
No Pref Given.....	3,003	229,493	9,729	864,691	90.452	79.318
MINORITY & DISADVANT						
Lg Minority.....	11	1,237	62	11,608	0.576	1.065
Sm Minority.....	109	16,778	385	36,988	3.579	3.391
8a Minority.....	206	24,358	636	55,529	5.913	5.094
SUB-TOTAL.....	326	42,373	1,083	104,105	10.069	9.550
WOMEN OWNED						
.....	82	7,303	265	14,716	2.464	1.350
TYPE OF CONTRACT						
Fixed Price.....	2,449	251,805	7,516	726,990	69.877	66.687
Cost.....	872	53,921	3,108	356,085	28.896	32.664
Time & Material.....	16	521	54	2,681	0.502	0.246
Labor Hour.....	22	-215	78	4,395	0.725	0.403
Multi Year.....	170	44,686	728	133,126	6.768	12.212
SUBJECT TO STAT REQ						
Walsh Healey Mfr.....	707	39,476	1,991	95,808	18.511	8.789
Walsh Healey Dir.....	251	11,984	690	26,152	6.415	2.399
Service Contracts.....	397	13,363	1,522	91,216	14.150	8.367
Davis Bacon.....	774	162,153	2,199	489,281	20.444	44.882
Not Subject To.....	1,230	79,056	4,354	387,694	40.480	35.563
KIND OF CONTRACT						
Initial Letter.....	7	239	24	798	0.223	0.073
Def Supersd Ltr.....	2	89	7	16,160	0.065	1.482
Definitive.....	1,333	219,747	4,314	763,400	40.108	70.027
Internal Order.....	389	19,942	939	43,587	8.730	3.998
Modification.....	1,278	53,860	4,257	226,821	39.578	20.806
GSA Schedule.....	340	12,228	1,082	36,091	10.060	3.311
External Order.....	8	188	114	4,537	1.060	0.416
Term For Default.....	2	-261	11	-1,106	0.102	-0.101
Term For Conven.....	0	0	8	-137	0.074	-0.013
PRODUCT OR SERVICE						
Supplies & Equipment.....	629	33,548	1,893	83,520	17.599	7.661
Research & Development.....	78	10,161	260	27,232	2.417	2.498
Construction.....	798	164,263	2,286	498,764	21.253	45.752
Architect Engineer.....	87	4,665	370	16,166	3.440	1.483
Automatic Data Processing Services.....	74	2,993	249	19,971	2.315	1.832
ADP Equipment, Purchase & Lease.....	313	18,132	745	38,990	6.926	3.577
Real Property, Purchase & Lease.....	3	77	34	886	0.316	0.081
Other Services.....	1,377	72,193	4,919	404,622	45.733	37.116
Consultant Services.....	17	2,137	48	4,991	0.446	0.458

DEPARTMENT OF JUSTICE SNAPSHOT REPORT

Actions Reported in Summary on SF281

Fourth Quarter Fiscal Year 1984

Part I - Total Prime Acquisition Actions

Acquisition Method	Number of Actions	Net Dollar Amount (000)				
		Total	Small Business Concerns	Large Business Concerns	Educational & Non-Profit Institutions	Outside U.S./ Outlying Areas
1. TOTAL (2 + 7 + 8).....	155,236	43,700				
2. Subtotal (3 + 4 + 5 + 6).....	155,171	42,793				
3. Formally Advertised (Including 2 Step).....	378	1,055	26,964	12,948	2,775	106
4. Negotiated Competitive.....	57,747	11,631	622	382	0	51
5. Negotiated Non-Competitive.....	48,346	15,070	9,970	1,613	48	0
6. Procurement Under Another Agency's Contracts.....	48,700	15,037	10,741	3,228	1,097	4
6A. GSA Schedules.....	7,562	10,603	5,631	7,725	1,630	51
6B. Another Agency's Contracts.....	41,138	4,434	3,843	6,756	4	0
7. Directed Contracts For Foreign Governments.....	0	0	1,788	969	1,626	51
8. Tariff Or Regulated Acquisitions.....	65	907				

Part II - Statistics on Selected Types of Acquisition

Type of Acquisition	Number of Actions	Net Dollar Amount (000)
9. Small Business Total Set-Asides.....	67,828	18,673
10. Small Business Partial Set-Asides.....	3	8
11. Total Labor Surplus Area Set-Asides.....	9,372	1,409
12. Total Labor Surplus Area/Small Business Set-Asides.....	14,962	4,723
13. Acquisitions From Minority And Disadvantaged Business Enterprises (13A + 13B).....	16,306	1,423
13A. Directed To Large Or Small Minority Business Enterprises.....	16,303	1,414
13B. Small Business - Disadvantaged 8(A).....	3	9
14. Women-Owned Business.....	1,600	194

Fourth Quarter Fiscal Year 1984 Year to Date

Part I - Total Prime Acquisition Actions

Acquisition Method	Number of Actions	Net Dollar Amount (000)				
		Total	Small Business Concerns	Large Business Concerns	Educational & Non-Profit Institutions	Outside U.S./ Outlying Areas
1. TOTAL (2 + 7 + 8).....	576,378	162,973				
2. Subtotal (3 + 4 + 5 + 6).....	576,014	159,460				
3. Formally Advertised (Including 2 Step).....	1,319	4,400	103,239	46,229	9,882	110
4. Negotiated Competitive.....	174,907	48,892	3,652	691	6	51
5. Negotiated Non-Competitive.....	190,618	58,310	42,321	6,451	120	0
6. Procurement Under Another Agency's Contracts.....	209,170	47,858	40,261	14,313	3,730	6
6A. GSA Schedules.....	26,881	31,419	17,005	24,774	6,026	53
6B. Another Agency's Contracts.....	182,289	16,439	9,850	21,550	17	2
7. Directed Contracts For Foreign Governments.....	0	0	7,155	3,224	6,009	51
8. Tariff Or Regulated Acquisitions.....	364	3,513				

Part II - Statistics on Selected Types of Acquisition

Type of Acquisition	Number of Actions	Net Dollar Amount (000)
9. Small Business Total Set-Asides.....	266,637	64,387
10. Small Business Partial Set-Asides.....	7	26
11. Total Labor Surplus Area Set-Asides.....	26,308	4,743
12. Total Labor Surplus Area/Small Business Set-Asides.....	60,211	20,158
13. Acquisitions From Minority And Disadvantaged Business Enterprises (13A + 13B).....	71,677	5,314
13A. Directed To Large Or Small Minority Business Enterprises.....	71,668	5,289
13B. Small Business - Disadvantaged 8(A).....	9	25
14. Women-Owned Business.....	5,918	717

DEPARTMENT OF JUSTICE SNAPSHOT REPORT

Actions Reported Individually on SF279
Fourth Quarter Fiscal Year 1984 and Year to Date

	4th Qtr Actions	4th Qtr Dollars (000)	YTD Actions	YTD Dollars (000)	YTD % Actions	YTD % Dollars
Department of Justice.....	585	50,318	2,551	235,727	100.000	100.000
TYPE CONTRACTOR						
Bus Concerns.....	514	40,636	2,233	189,718	87.534	80.482
Educational & Non-Profit.....	13	2,243	83	24,343	3.254	10.327
State Loc Gov.....	57	7,424	233	21,627	9.134	9.175
Non-Defined.....	1	15	2	39	0.078	0.017
METHODS OF PROC						
2 Step.....	0	0	0	0	0.000	0.000
Other Formal Adv.....	54	11,812	328	35,055	12.858	14.871
Neg Comp.....	333	20,308	1,438	112,777	56.370	47.842
Neg Non-Comp.....	198	18,198	778	87,396	30.498	37.075
Dir For Govs.....	0	0	0	0	0.000	0.000
Tariff or Reg.....	0	0	7	499	0.274	0.212
SMALL BUSINESS AWARDS						
Prime.....	243	21,060	1,006	71,362	39.436	30.273
Total Set-Aside.....	14	1,050	92	4,049	3.606	1.718
Partial Set-Aside.....	0	0	1	17	0.039	0.007
LABOR SURPLUS AREA						
Total Set-Aside.....	1	13	8	1,244	0.314	0.528
Tie Bid Pref.....	0	0	1	13	0.039	0.006
Tot LSA Sm Set-Aside.....	2	141	21	3,076	0.823	1.305
SUB-TOTAL.....	3	154	30	4,333	1.176	1.838
No Pref Given.....	582	50,164	2,521	231,394	98.824	98.162
MINORITY & DISADVANT						
Lg Minority.....	0	0	6	1,829	0.235	0.776
Sm Minority.....	14	521	50	2,864	1.960	1.215
8a Minority.....	9	1,170	43	9,343	1.686	3.963
SUB-TOTAL.....	23	1,691	99	14,036	3.881	5.954
WOMEN OWNED.....	6	1,195	44	4,413	1.725	1.872
TYPE OF CONTRACT						
Fixed Price.....	554	45,959	2,425	211,563	95.061	89.749
Cost.....	28	4,225	88	20,392	3.450	8.651
Time & Material.....	2	110	27	1,979	1.058	0.840
Labor Hour.....	1	24	11	1,793	0.431	0.761
Multi Year.....	85	11,072	338	50,281	13.250	21.330
SUBJECT TO STAT REQ						
Walsh Healey Mfr.....	272	18,278	992	72,046	38.887	30.563
Walsh Healey Dlr.....	61	1,783	303	13,841	11.878	5.872
Service Contracts.....	179	16,413	895	117,805	35.084	49.975
Davis Bacon.....	11	9,243	59	18,417	2.313	7.813
Not Subject To.....	62	4,601	302	13,618	11.838	5.777
KIND OF CONTRACT						
Initial Letter.....	3	1,031	10	1,496	0.382	0.635
Def Superseded Ltr.....	0	0	5	237	0.196	0.101
Definitive.....	162	27,496	803	102,184	31.478	43.348
Internal Order.....	92	3,089	309	21,272	12.113	9.024
Modification.....	104	8,901	453	66,720	17.758	28.304
GSA Schedule.....	219	9,703	926	41,527	36.299	17.617
External Order.....	5	98	45	2,291	1.764	0.972
Term For Default.....	0	0	0	0	0.000	0.000
Term For Conven.....	0	0	0	0	0.000	0.000
PRODUCT OR SERVICE						
Supplies & Equipment.....	279	17,000	875	56,127	34.300	23.810
Research & Development.....	0	0	1	417	0.039	0.177
Construction.....	12	9,270	69	18,624	2.705	7.901
Architect Engineer.....	3	980	9	1,224	0.353	0.519
Automatic Data Processing Services.....	40	2,577	128	24,889	5.018	10.558
ADP Equipment, Purchase & Lease.....	53	4,089	414	37,507	16.229	15.911
Real Property, Purchase & Lease.....	3	66	21	915	0.823	0.388
Other Services.....	195	16,336	1,034	96,024	40.533	40.735
Consultant Services.....	11	247	17	675	0.666	0.286

DEPARTMENT OF LABOR SNAPSHOT REPORT

Actions Reported in Summary on SF281

Fourth Quarter Fiscal Year 1984

Part I - Total Prime Acquisition Actions

Acquisition Method	Number of Actions	Net Dollar Amount (000)				
		Total	Small Business Concerns	Large Business Concerns	Educational & Non-Profit Institutions	Outside U.S./ Outlying Areas
1. TOTAL (2+7+8).....	9,800	7,402				
2. Subtotal (3+4+5+6).....	9,800	7,402	3,897	3,353	152	0
3. Formally Advertised (Including 2 Step).....	2	2	2	0	0	0
4. Negotiated Competitive.....	2,206	1,943	970	963	10	0
5. Negotiated Non-Competitive.....	4,923	3,136	2,041	967	128	0
6. Procurement Under Another Agency's Contracts.....	2,669	2,321	884	1,423	14	0
6A. GSA Schedules.....	2,637	2,308	884	1,422	2	0
6B. Another Agency's Contracts.....	32	13	0	1	12	0
7. Directed Contracts For Foreign Governments.....	0	0				0
8. Tariff Or Regulated Acquisitions.....	0	0				0

Part II - Statistics on Selected Types of Acquisition

Type of Acquisition	Number of Actions	Net Dollar Amount (000)
9. Small Business Total Set-Asides.....	2,387	756
10. Small Business Partial Set-Asides.....	0	0
11. Total Labor Surplus Area Set-Asides.....	117	109
12. Total Labor Surplus Area/Small Business Set-Asides.....	52	46
13. Acquisitions From Minority And Disadvantaged Business Enterprises (13A+13B).....	305	371
13A. Directed To Large Or Small Minority Business Enterprises.....	301	301
13B. Small Business - Disadvantaged 8(A).....	4	70
14. Women-Owned Business.....	70	78

Fourth Quarter Fiscal Year 1984 Year to Date

Part I - Total Prime Acquisition Actions

Acquisition Method	Number of Actions	Net Dollar Amount (000)				
		Total	Small Business Concerns	Large Business Concerns	Educational & Non-Profit Institutions	Outside U.S./ Outlying Areas
1. TOTAL (2+7+8).....	36,041	26,096				
2. Subtotal (3+4+5+6).....	36,041	26,096	13,408	12,302	386	0
3. Formally Advertised (Including 2 Step).....	2	2	2	0	0	0
4. Negotiated Competitive.....	8,076	6,924	4,050	2,861	13	0
5. Negotiated Non-Competitive.....	17,591	9,942	6,644	2,961	337	0
6. Procurement Under Another Agency's Contracts.....	10,372	9,228	2,712	6,480	36	0
6A. GSA Schedules.....	10,215	9,160	2,682	6,474	4	0
6B. Another Agency's Contracts.....	157	68	30	6	32	0
7. Directed Contracts For Foreign Governments.....	0	0				0
8. Tariff Or Regulated Acquisitions.....	0	0				0

Part II - Statistics on Selected Types of Acquisition

Type of Acquisition	Number of Actions	Net Dollar Amount (000)
9. Small Business Total Set-Asides.....	10,204	3,986
10. Small Business Partial Set-Asides.....	0	0
11. Total Labor Surplus Area Set-Asides.....	641	664
12. Total Labor Surplus Area/Small Business Set-Asides.....	416	398
13. Acquisitions From Minority And Disadvantaged Business Enterprises (13A+13B).....	793	766
13A. Directed To Large Or Small Minority Business Enterprises.....	773	662
13B. Small Business - Disadvantaged 8(A).....	20	104
14. Women-Owned Business.....	208	285

DEPARTMENT OF LABOR SNAPSHOT REPORT

Actions Reported Individually on SF279

Fourth Quarter Fiscal Year 1984 and Year to Date

	4th Qtr Actions	4th Qtr Dollars (000)	YTD Actions	YTD Dollars (000)	YTD % Actions	YTD % Dollars
Department of Labor	521	186,697	1,582	434,592	100.000	100.000
TYPE CONTRACTOR						
Bus Concerns	424	147,912	1,282	326,760	81.037	75.188
Educational & Non-Profit	43	32,276	149	89,606	9.418	20.618
State Loc Gov	54	6,509	151	18,226	9.545	4.194
Non-Defined	0	0	0	0	0.000	0.000
METHODS OF PROC						
2 Step	0	0	0	0	0.000	0.000
Other Formal Adv	12	1,171	40	1,972	2.528	0.454
Neg Comp	358	137,498	1,077	305,488	68.078	70.293
Neg Non-Comp	151	48,028	465	127,132	29.393	29.253
Dir For Govs	0	0	0	0	0.000	0.000
Tariff or Reg	0	0	0	0	0.000	0.000
SMALL BUSINESS AWARDS						
Prime	252	25,723	774	64,976	48.925	14.951
Total Set-Aside	170	11,711	469	26,644	29.646	6.131
Partial Set-Aside	7	362	7	362	0.442	0.083
LABOR SURPLUS AREA						
Total Set-Aside	2	860	12	3,046	0.759	0.701
Tie Bid Pref	3	405	9	3,562	0.569	0.820
Tot LSA Sm Set-Aside	5	2,569	35	3,941	2.212	0.907
SUB-TOTAL	10	3,834	56	10,549	3.540	2.427
No Pref Given	511	182,863	1,526	424,043	96.460	97.573
MINORITY & DISADVANT						
Lg Minority	3	1,464	4	1,471	0.253	0.338
Sm Minority	18	9,176	64	20,618	4.046	4.744
Ba Minority	36	2,208	104	7,965	6.574	1.833
SUB-TOTAL	57	12,848	172	30,054	10.872	6.915
WOMEN OWNED	12	3,714	39	8,897	2.465	2.047
TYPE OF CONTRACT						
Fixed Price	165	21,436	621	69,140	39.254	15.909
Cost	182	156,999	468	336,453	29.583	77.418
Time & Material	4	74	29	199	1.833	0.046
Labor Hour	170	8,188	464	28,800	29.330	6.627
Multi Year	154	134,919	426	280,071	26.928	64.445
SUBJECT TO STAT REQ						
Walsh Healey Mfr	14	849	57	3,953	3.603	0.910
Walsh Healey Dir	9	1,463	27	6,178	1.707	1.422
Service Contracts	104	30,035	327	61,335	20.670	14.113
Davis Bacon	4	104	22	931	1.391	0.214
Not Subject To	390	154,246	1,149	362,195	72.630	83.341
KIND OF CONTRACT						
Initial Letter	0	0	1	50	0.063	0.012
Def Superseded Ltr	1	90	1	90	0.063	0.021
Definitive	81	21,465	243	75,760	15.360	17.432
Internal Order	0	0	4	242	0.253	0.056
Modification	428	164,701	1,284	357,117	81.163	82.173
GSA Schedule	11	441	48	1,349	3.034	0.310
External Order	0	0	0	0	0.000	0.000
Term For Default	0	0	0	0	0.000	0.000
Term For Conven	0	0	1	-16	0.063	-0.004
PRODUCT OR SERVICE						
Supplies & Equipment	13	740	59	1,969	3.729	0.453
Research & Development	1	75	4	395	0.253	0.091
Construction	7	250	33	1,395	2.086	0.321
Architect Engineer	33	5,491	91	8,805	5.752	2.026
Automatic Data Processing Services	55	8,571	180	39,334	11.378	9.051
ADP Equipment, Purchase & Lease	29	7,152	51	11,757	3.224	2.705
Real Property, Purchase & Lease	0	0	7	2,138	0.442	0.492
Other Services	383	164,418	1,157	368,799	73.135	84.861
Consultant Services	7	952	39	2,654	2.465	0.611

DEPARTMENT OF STATE SNAPSHOT REPORT

Actions Reported in Summary on SF281

Fourth Quarter Fiscal Year 1984

Part I - Total Prime Acquisition Actions

Acquisition Method	Number of Actions	Net Dollar Amount (000)				
		Total	Small Business Concerns	Large Business Concerns	Educational & Non-Profit Institutions	Outside U.S./ Outlying Areas
1. TOTAL (2+7+8).....	7,659	10,167				
2. Subtotal (3+4+5+6).....	7,279	9,109	5,569	3,429	111	0
3. Formally Advertised (Including 2 Step).....	35	78	67	11	0	0
4. Negotiated Competitive.....	1,290	1,657	1,182	475	0	0
5. Negotiated Non-Competitive.....	4,897	5,572	3,856	1,608	108	0
6. Procurement Under Another Agency's Contracts.....	1,057	1,802	464	1,335	3	0
6A. GSA Schedules.....	1,055	1,798	463	1,332	3	0
6B. Another Agency's Contracts.....	2	4	1	3	0	0
7. Directed Contracts For Foreign Governments.....	0	0				0
8. Tariff Or Regulated Acquisitions.....	380	1,058				

Part II - Statistics on Selected Types of Acquisition

Type of Acquisition	Number of Actions	Net Dollar Amount (000)
9. Small Business Total Set-Asides.....	5	16
10. Small Business Partial Set-Asides.....	0	0
11. Total Labor Surplus Area Set-Asides.....	0	0
12. Total Labor Surplus Area/Small Business Set-Asides.....	0	0
13. Acquisitions From Minority And Disadvantaged Business Enterprises (13A+13B).....	723	1,563
13A. Directed To Large Or Small Minority Business Enterprises.....	723	1,563
13B. Small Business - Disadvantaged 8(A).....	0	0
14. Women-Owned Business.....	609	749

Fourth Quarter Fiscal Year 1984 Year to Date

Part I - Total Prime Acquisition Actions

Acquisition Method	Number of Actions	Net Dollar Amount (000)				
		Total	Small Business Concerns	Large Business Concerns	Educational & Non-Profit Institutions	Outside U.S./ Outlying Areas
1. TOTAL (2+7+8).....	19,604	27,265				
2. Subtotal (3+4+5+6).....	18,499	25,103	17,826	6,979	298	0
3. Formally Advertised (Including 2 Step).....	61	124	112	12	0	0
4. Negotiated Competitive.....	2,484	3,857	2,706	1,142	9	0
5. Negotiated Non-Competitive.....	13,548	17,519	13,805	3,473	241	0
6. Procurement Under Another Agency's Contracts.....	2,406	3,603	1,203	2,352	48	0
6A. GSA Schedules.....	2,397	3,579	1,202	2,329	48	0
6B. Another Agency's Contracts.....	9	24	1	23	0	0
7. Directed Contracts For Foreign Governments.....	0	0				0
8. Tariff Or Regulated Acquisitions.....	1,105	2,162				

Part II - Statistics on Selected Types of Acquisition

Type of Acquisition	Number of Actions	Net Dollar Amount (000)
9. Small Business Total Set-Asides.....	81	210
10. Small Business Partial Set-Asides.....	0	0
11. Total Labor Surplus Area Set-Asides.....	0	0
12. Total Labor Surplus Area/Small Business Set-Asides.....	0	0
13. Acquisitions From Minority And Disadvantaged Business Enterprises (13A+13B).....	2,152	3,880
13A. Directed To Large Or Small Minority Business Enterprises.....	2,148	3,853
13B. Small Business - Disadvantaged 8(A).....	4	27
14. Women-Owned Business.....	1,927	2,461

DEPARTMENT OF STATE SNAPSHOT REPORT

Actions Reported Individually on SF279

Fourth Quarter Fiscal Year 1984 and Year to Date

	4th Qtr Actions	4th Qtr Dollars (000)	YTD Actions	YTD Dollars (000)	YTD % Actions	YTD % Dollars
Department of State.....	1,111	60,223	2,143	221,568	100.000	100.000
TYPE CONTRACTOR						
Bus Concerns.....	1,102	54,910	2,110	154,565	98.460	69.760
Educational & Non-Profit.....	8	5,293	31	66,937	1.447	30.211
State Loc Gov.....	1	20	2	66	0.093	0.030
Non-Defined.....	0	0	0	0	0.000	0.000
METHODS OF PROC						
2 Step.....	0	0	0	0	0.000	0.000
Other Formal Adv.....	32	1,489	47	3,136	2.193	1.415
Neg Comp.....	488	20,334	863	61,023	40.271	27.541
Neg Non-Comp.....	344	22,884	742	130,455	34.624	58.878
Dir For-Govs.....	0	0	0	0	0.000	0.000
Tariff or Reg.....	247	15,516	491	26,954	22.912	12.165
SMALL BUSINESS AWARDS						
Prime.....	355	18,840	916	85,920	42.744	38.778
Total Set-Aside.....	10	418	72	1,818	3.360	0.821
Partial Set-Aside.....	0	0	0	0	0.000	0.000
LABOR SURPLUS AREA						
Total Set-Aside.....	0	0	0	0	0.000	0.000
Tie Bid Pref.....	0	0	0	0	0.000	0.000
Tot LSA Sm Set-Aside.....	0	0	0	0	0.000	0.000
SUB-TOTAL.....	0	0	0	0	0.000	0.000
No Pref Given.....	1,111	60,223	2,143	221,568	100.000	100.000
MINORITY & DISADVANT						
Lg Minority.....	227	13,909	393	20,141	18.339	9.090
Sm Minority.....	14	459	35	2,662	1.633	1.201
8a Minority.....	9	445	31	1,598	1.447	0.721
SUB-TOTAL.....	250	14,813	459	24,401	21.419	11.013
WOMEN OWNED.....						
	24	837	73	2,008	3.406	0.906
TYPE OF CONTRACT						
Fixed Price.....	1,064	51,869	1,925	186,793	89.827	84.305
Cost.....	8	5,370	32	22,874	1.493	10.324
Time & Material.....	7	1,201	21	1,652	0.980	0.746
Labor Hour.....	32	1,783	165	10,249	7.699	4.626
Multi Year.....	0	0	0	0	0.000	0.000
SUBJECT TO STAT REQ						
Walsh Healey Mfr.....	749	34,463	968	60,556	45.170	27.331
Walsh Healey Dir.....	80	2,463	145	5,052	6.766	2.280
Service Contracts.....	28	533	70	6,226	3.266	2.810
Davis Bacon.....	1	175	1	175	0.047	0.079
Not Subject To.....	253	22,589	959	149,559	44.750	67.500
KIND OF CONTRACT						
Initial Letter.....	0	0	4	152	0.187	0.069
Def Supersd Ltr.....	0	0	0	0	0.000	0.000
Definitive.....	199	9,051	541	115,389	25.245	52.078
Internal Order.....	415	26,201	689	38,578	32.151	17.411
Modification.....	83	9,677	319	43,995	14.886	19.856
GSA Schedule.....	414	15,294	588	23,356	27.438	10.541
External Order.....	0	0	2	98	0.093	0.044
Term For Default.....	0	0	0	0	0.000	0.000
Term For Conven.....	0	0	0	0	0.000	0.000
PRODUCT OR SERVICE						
Supplies & Equipment.....	685	29,202	1,054	60,670	49.183	27.472
Research & Development.....	0	0	1	599	0.047	0.270
Construction.....	11	3,459	20	10,565	0.933	4.768
Architect Engineer.....	2	96	28	1,062	1.307	0.479
Automatic Data Processing Services.....	9	413	36	3,146	1.680	1.420
ADP Equipment, Purchase & Lease.....	256	14,220	424	23,914	19.785	10.793
Real Property, Purchase & Lease.....	1	65	3	127	0.140	0.057
Other Services.....	147	12,768	577	121,285	26.925	54.739
Consultant Services.....	2	153	12	637	0.560	0.287

DEPARTMENT OF TRANSPORTATION SNAPSHOT REPORT

Actions Reported in Summary on SF281

Fourth Quarter Fiscal Year 1984

Part I - Total Prime Acquisition Actions

Acquisition Method	Number of Actions	Net Dollar Amount (000)				
		Total	Small Business Concerns	Large Business Concerns	Educational & Non-Profit Institutions	Outside U.S./ Outlying Areas
1. TOTAL (2+7+8).....	82,089	86,529				
2. Subtotal (3+4+5+6).....	77,677	80,068	45,682	28,179	5,506	701
3. Formally Advertised (Including 2 Step).....	74	376	369	7	0	0
4. Negotiated Competitive.....	33,194	30,737	22,613	7,787	283	54
5. Negotiated Non-Competitive.....	31,641	20,437	12,466	6,752	917	302
6. Procurement Under Another Agency's Contracts.....	12,768	28,518	10,234	13,633	4,306	345
6A. GSA Schedules.....	9,575	21,314	6,617	10,378	4,037	282
6B. Another Agency's Contracts.....	3,193	7,204	3,617	3,255	269	63
7. Directed Contracts For Foreign Governments.....	8	21				
8. Tariff Or Regulated Acquisitions.....	4,404	6,440				

Part II - Statistics on Selected Types of Acquisition

Type of Acquisition	Number of Actions	Net Dollar Amount (000)
9. Small Business Total Set-Asides.....	32,483	28,467
10. Small Business Partial Set-Asides.....	94	103
11. Total Labor Surplus Area Set-Asides.....	266	231
12. Total Labor Surplus Area/Small Business Set-Asides.....	3,156	2,461
13. Acquisitions From Minority And Disadvantaged Business Enterprises (13A+13B).....	1,026	2,451
13A. Directed To Large Or Small Minority Business Enterprises.....	807	1,159
13B. Small Business - Disadvantaged 8(A).....	219	1,292
14. Women-Owned Business.....	344	537

Fourth Quarter Fiscal Year 1984 Year to Date

Part I - Total Prime Acquisition Actions

Acquisition Method	Number of Actions	Net Dollar Amount (000)				
		Total	Small Business Concerns	Large Business Concerns	Educational & Non-Profit Institutions	Outside U.S./ Outlying Areas
1. TOTAL (2+7+8).....	270,581	296,714				
2. Subtotal (3+4+5+6).....	262,786	287,213	165,261	107,765	11,357	2,830
3. Formally Advertised (Including 2 Step).....	276	2,720	1,732	172	417	399
4. Negotiated Competitive.....	112,845	112,970	86,113	25,597	1,102	158
5. Negotiated Non-Competitive.....	104,824	74,225	44,419	25,424	3,208	1,174
6. Procurement Under Another Agency's Contracts.....	44,841	97,298	32,997	56,572	6,630	1,099
6A. GSA Schedules.....	33,467	74,077	22,160	46,086	5,036	795
6B. Another Agency's Contracts.....	11,374	23,221	10,837	10,486	1,594	304
7. Directed Contracts For Foreign Governments.....	65	151				
8. Tariff Or Regulated Acquisitions.....	7,730	9,350				

Part II - Statistics on Selected Types of Acquisition

Type of Acquisition	Number of Actions	Net Dollar Amount (000)
9. Small Business Total Set-Asides.....	105,781	86,064
10. Small Business Partial Set-Asides.....	871	733
11. Total Labor Surplus Area Set-Asides.....	793	1,779
12. Total Labor Surplus Area/Small Business Set-Asides.....	7,564	7,445
13. Acquisitions From Minority And Disadvantaged Business Enterprises (13A+13B).....	5,087	7,135
13A. Directed To Large Or Small Minority Business Enterprises.....	4,651	5,033
13B. Small Business - Disadvantaged 8(A).....	436	2,102
14. Women-Owned Business.....	1,333	2,044

DEPARTMENT OF TRANSPORTATION SNAPSHOT REPORT

Actions Reported Individually on SF279
Fourth Quarter Fiscal Year 1984 and Year to Date

	4th Qtr Actions	4th Qtr Dollars (000)	YTD Actions	YTD Dollars (000)	YTD % Actions	YTD % Dollars
Department of Transportation.....	1,789	464,601	7,615	1,334,577	100.000	100.000
TYPE CONTRACTOR						
Bus Concerns	1,634	449,897	7,146	1,224,796	93.841	91.774
Educational & Non-Profit	70	10,128	180	93,845	2.364	7.032
State Loc Gov.....	78	4,285	248	14,378	3.257	1.077
Non-Defined	7	291	41	1,558	0.538	0.117
METHODS OF PROC						
2 Step	12	5,119	49	21,909	0.643	1.642
Other Formal Adv.....	211	24,357	1,157	115,352	15.194	8.643
Neg Comp.....	993	223,701	3,962	670,936	52.029	50.273
Neg Non-Comp.....	573	211,424	2,399	517,732	31.504	38.794
Dir For Govs.....	0	0	0	0	0.000	0.000
Tariff or Reg.....	0	0	48	8,648	0.630	0.648
SMALL BUSINESS AWARDS						
Prime	1,202	266,735	5,171	680,967	67.905	51.025
Total Set-Aside	349	34,141	1,521	181,457	19.974	13.597
Partial Set-Aside.....	1	87	3	128	0.039	0.010
LABOR SURPLUS AREA						
Total Set-Aside	20	27,893	75	44,081	0.985	3.303
Tie Bid Pref	6	41	10	4,829	0.131	0.362
Tot LSA Sm Set-Aside.....	82	4,369	410	38,048	5.384	2.851
SUB-TOTAL	108	32,303	495	86,958	6.500	6.516
No Pref Given	1,661	432,298	7,120	1,247,619	93.500	93.484
MINORITY & DISADVANT						
Lg Minority.....	4	415	17	1,207	0.223	0.090
Sm Minority.....	46	2,726	222	19,231	2.915	1.441
8a Minority.....	270	174,802	1,001	258,586	13.145	19.376
SUB-TOTAL	320	177,943	1,240	279,024	16.284	20.907
WOMEN OWNED.....						
	94	151,619	357	176,100	4.688	13.195
TYPE OF CONTRACT						
Fixed Price	1,360	177,100	6,357	778,410	83.480	58.326
Cost.....	383	282,175	1,090	526,713	14.314	39.467
Time & Material.....	27	2,588	110	13,481	1.445	1.010
Labor Hour	19	2,738	58	15,973	0.762	1.197
Multi Year	93	106,778	336	192,186	4.412	14.401
SUBJECT TO STAT REQ						
Walsh Healey Mfr.....	371	228,175	1,660	517,472	21.799	38.774
Walsh Healey Dir.....	318	27,678	1,256	88,959	16.494	6.666
Service Contracts.....	143	12,237	831	67,882	10.913	5.086
Davis Bacon.....	335	60,767	1,501	228,586	19.711	17.128
Not Subject To	622	135,744	2,367	431,678	31.083	32.346
KIND OF CONTRACT						
Initial Letter	0	0	0	0	0.000	0.000
Def Supersd Ltr.....	0	0	0	0	0.000	0.000
Definitive.....	689	212,862	2,625	672,830	34.471	50.415
Internal Order.....	188	149,057	718	172,690	9.429	12.940
Modification.....	785	97,162	3,560	429,825	46.750	32.207
GSA Schedule.....	113	5,018	584	51,369	7.669	3.849
External Order.....	14	502	127	7,959	1.668	0.596
Term For Default.....	0	0	0	0	0.000	0.000
Term For Conven.....	0	0	1	-96	0.013	-0.007
PRODUCT OR SERVICE						
Supplies & Equipment	381	70,145	1,808	385,403	23.743	28.878
Research & Development.....	353	28,843	981	82,626	12.882	6.191
Construction.....	348	61,296	1,562	232,954	20.512	17.455
Architect Engineer.....	22	18,084	89	26,775	1.169	2.006
Automatic Data Processing Services.....	59	224,143	244	265,573	3.204	19.899
ADP Equipment, Purchase & Lease.....	181	16,799	649	97,532	8.523	7.308
Real Property, Purchase & Lease.....	6	101	22	645	0.289	0.048
Other Services.....	439	45,190	2,260	243,069	29.678	18.213
Consultant Services.....	26	2,716	63	5,014	0.827	0.376

DEPARTMENT OF TREASURY SNAPSHOT REPORT

Actions Reported in Summary on SF281

Fourth Quarter Fiscal Year 1984

Part I - Total Prime Acquisition Actions

Acquisition Method	Number of Actions	Net Dollar Amount (000)				
		Total	Small Business Concerns	Large Business Concerns	Educational & Non-Profit Institutions	Outside U.S. / Outlying Areas
1. TOTAL (2+7+8).....	33,762	38,545				
2. Subtotal (3+4+5+6).....	33,713	38,519	22,033	16,171	315	0
3. Formally Advertised (Including 2 Step).....	54	174	59	115	0	0
4. Negotiated Competitive.....	4,003	8,263	5,931	2,318	14	0
5. Negotiated Non-Competitive.....	21,150	10,492	7,347	2,873	272	0
6. Procurement Under Another Agency's Contracts.....	8,506	19,590	8,696	10,865	29	0
6A. GSA Schedules.....	7,790	18,703	8,204	10,487	12	0
6B. Another Agency's Contracts.....	716	887	492	378	17	0
7. Directed Contracts For Foreign Governments.....	0	0				0
8. Tariff Or Regulated Acquisitions.....	49	26				

Part II - Statistics on Selected Types of Acquisition

Type of Acquisition	Number of Actions	Net Dollar Amount (000)
9. Small Business Total Set-Asides.....	11,459	7,367
10. Small Business Partial Set-Asides.....	27	47
11. Total Labor Surplus Area Set-Asides.....	3,024	1,866
12. Total Labor Surplus Area/Small Business Set-Asides.....	3,701	3,355
13. Acquisitions From Minority And Disadvantaged Business Enterprises (13A + 13B).....	1,087	972
13A. Directed To Large Or Small Minority Business Enterprises.....	1,075	898
13B. Small Business - Disadvantaged 8(A).....	12	74
14. Women-Owned Business.....	626	972

Fourth Quarter Fiscal Year 1984 Year to Date

Part I - Total Prime Acquisition Actions

Acquisition Method	Number of Actions	Net Dollar Amount (000)				
		Total	Small Business Concerns	Large Business Concerns	Educational & Non-Profit Institutions	Outside U.S. / Outlying Areas
1. TOTAL (2+7+8).....	130,773	137,524				
2. Subtotal (3+4+5+6).....	130,641	137,401	71,774	64,898	724	5
3. Formally Advertised (Including 2 Step).....	210	807	281	526	0	0
4. Negotiated Competitive.....	16,163	31,488	20,369	11,045	74	0
5. Negotiated Non-Competitive.....	84,127	42,738	28,314	13,935	484	5
6. Procurement Under Another Agency's Contracts.....	30,141	62,368	22,810	39,392	166	0
6A. GSA Schedules.....	26,959	58,301	20,982	37,300	19	0
6B. Another Agency's Contracts.....	3,182	4,067	1,828	2,092	147	0
7. Directed Contracts For Foreign Governments.....	0	0				0
8. Tariff Or Regulated Acquisitions.....	132	123				

Part II - Statistics on Selected Types of Acquisition

Type of Acquisition	Number of Actions	Net Dollar Amount (000)
9. Small Business Total Set-Asides.....	44,624	28,616
10. Small Business Partial Set-Asides.....	78	86
11. Total Labor Surplus Area Set-Asides.....	13,862	10,642
12. Total Labor Surplus Area/Small Business Set-Asides.....	18,586	13,518
13. Acquisitions From Minority And Disadvantaged Business Enterprises (13A + 13B).....	4,325	3,868
13A. Directed To Large Or Small Minority Business Enterprises.....	4,196	3,433
13B. Small Business - Disadvantaged 8(A).....	129	435
14. Women-Owned Business.....	2,134	2,585

DEPARTMENT OF TREASURY SNAPSHOT REPORT

Actions Reported Individually on SF279

Fourth Quarter Fiscal Year 1984 and Year to Date

	4th Qtr Actions	4th Qtr Dollars (000)	YTD Actions	YTD Dollars (000)	YTD % Actions	YTD % Dollars
Department of Treasury.....	973	107,138	2,704	280,172	100.000	100.000
TYPE CONTRACTOR						
Bus Concerns.....	965	106,655	2,681	277,795	99.149	99.152
Educational & Non-Profit.....	3	326	16	2,186	0.592	0.780
State Loc Gov.....	2	57	3	77	0.111	0.027
Non-Defined.....	3	100	4	114	0.148	0.041
METHODS OF PROC						
2 Step.....	0	0	0	0	0.000	0.000
Other Formal Adv.....	145	40,056	394	112,827	14.571	40.271
Neg Comp.....	580	42,588	1,562	94,014	57.766	33.556
Neg Non-Comp.....	248	24,494	743	72,698	27.478	25.948
Dir For Govs.....	0	0	2	28	0.074	0.010
Tariff or Reg.....	0	0	3	605	0.111	0.216
SMALL BUSINESS AWARDS						
Prime.....	388	22,336	1,032	73,205	38.166	26.129
Total Set-Aside.....	53	1,748	122	4,249	4.512	1.517
Partial Set-Aside.....	0	0	0	0	0.000	0.000
LABOR SURPLUS AREA						
Total Set-Aside.....	12	2,458	22	3,596	0.814	1.283
Tie Bid Pref.....	1	3	2	21	0.074	0.007
Tot LSA Sm Set-Aside.....	10	348	34	3,273	1.257	1.168
SUB-TOTAL.....	23	2,809	58	6,890	2.145	2.459
No Pref Given.....	950	104,329	2,646	273,282	97.855	97.541
MINORITY & DISADVANT						
Lg Minority.....	0	0	6	10,851	0.222	3.873
Sm Minority.....	20	584	59	1,702	2.182	0.607
8a Minority.....	36	3,018	111	18,994	4.105	6.779
SUB-TOTAL.....	56	3,602	176	31,547	6.509	11.260
WOMEN OWNED.....	16	1,300	38	2,197	1.405	0.784
TYPE OF CONTRACT						
Fixed Price.....	955	104,615	2,662	271,434	98.447	96.881
Cost.....	13	1,937	27	7,231	0.999	2.581
Time & Material.....	0	0	3	130	0.111	0.046
Labor Hour.....	5	586	12	1,377	0.444	0.491
Multi Year.....	122	9,027	322	44,749	11.908	15.972
SUBJECT TO STAT REQ						
Walsh Healey Mfr.....	571	51,332	1,525	131,802	56.398	47.043
Walsh Healey Dir.....	171	24,000	429	70,694	15.865	25.232
Service Contracts.....	92	7,674	371	33,978	13.720	12.128
Davis Bacon.....	7	529	11	822	0.407	0.293
Not Subject To.....	132	23,603	368	42,876	13.609	15.303
KIND OF CONTRACT						
Initial Letter.....	4	7,332	7	7,535	0.259	2.689
Def Supersd Ltr.....	7	902	13	4,872	0.481	1.739
Definitive.....	261	51,659	674	139,621	24.926	49.834
Internal Order.....	281	21,699	709	74,968	26.220	25.758
Modification.....	102	12,682	342	35,473	12.648	12.661
GSA Schedule.....	297	10,936	866	14,254	32.027	5.088
External Order.....	21	1,928	93	3,449	3.439	1.231
Term For Default.....	0	0	0	0	0.000	0.000
Term For Conven.....	0	0	0	0	0.000	0.000
PRODUCT OR SERVICE						
Supplies & Equipment.....	536	60,063	1,317	155,340	48.706	55.445
Research & Development.....	0	0	0	0	0.000	0.000
Construction.....	18	2,905	33	4,346	1.220	1.551
Architect Engineer.....	5	249	11	671	0.407	0.239
Automatic Data Processing Services.....	41	11,247	117	22,008	4.327	7.855
ADP Equipment, Purchase & Lease.....	219	19,432	567	47,460	20.969	16.940
Real Property, Purchase & Lease.....	1	24	7	549	0.259	0.196
Other Services.....	153	13,218	652	49,798	24.112	17.774
Consultant Services.....	28	2,485	55	5,054	2.034	1.804

ACTION SNAPSHOT REPORT

Actions Reported in Summary on SF281

Fourth Quarter Fiscal Year 1984

Part I - Total Prime Acquisition Actions

Acquisition Method	Number of Actions	Net Dollar Amount (000)				
		Total	Small Business Concerns	Large Business Concerns	Educational & Non-Profit Institutions	Outside U.S./ Outlying Areas
1. TOTAL (2+7+8).....	422	318				
2. Subtotal (3+4+5+6).....	422	318				
3. Formally Advertised (Including 2 Step).....	0	0	190	112	16	0
4. Negotiated Competitive.....	103	79	53	16	10	0
5. Negotiated Non-Competitive.....	210	133	97	30	6	0
6. Procurement Under Another Agency's Contracts.....	109	106	40	66	0	0
6A. GSA Schedules.....	109	106	40	66	0	0
6B. Another Agency's Contracts.....	0	0	0	0	0	0
7. Directed Contracts For Foreign Governments.....	0	0				
8. Tariff Or Regulated Acquisitions.....	0	0				

Part II - Statistics on Selected Types of Acquisition

Type of Acquisition	Number of Actions	Net Dollar Amount (000)
9. Small Business Total Set-Asides.....	0	0
10. Small Business Partial Set-Asides.....	0	0
11. Total Labor Surplus Area Set-Asides.....	0	0
12. Total Labor Surplus Area/Small Business Set-Asides.....	0	0
13. Acquisitions From Minority And Disadvantaged Business Enterprises (13A + 13B).....	11	45
13A. Directed To Large Or Small Minority Business Enterprises.....	8	20
13B. Small Business - Disadvantaged 8(A).....	3	25
14. Women-Owned Business.....	8	10

Fourth Quarter Fiscal Year 1984 Year to Date

Part I - Total Prime Acquisition Actions

Acquisition Method	Number of Actions	Net Dollar Amount (000)				
		Total	Small Business Concerns	Large Business Concerns	Educational & Non-Profit Institutions	Outside U.S./ Outlying Areas
1. TOTAL (2+7+8).....	1,196	780				
2. Subtotal (3+4+5+6).....	1,196	780				
3. Formally Advertised (Including 2 Step).....	0	0	413	327	40	0
4. Negotiated Competitive.....	214	185	124	31	30	0
5. Negotiated Non-Competitive.....	640	302	198	95	9	0
6. Procurement Under Another Agency's Contracts.....	342	293	91	201	1	0
6A. GSA Schedules.....	342	293	91	201	1	0
6B. Another Agency's Contracts.....	0	0	0	0	0	0
7. Directed Contracts For Foreign Governments.....	0	0				
8. Tariff Or Regulated Acquisitions.....	0	0				

Part II - Statistics on Selected Types of Acquisition

Type of Acquisition	Number of Actions	Net Dollar Amount (000)
9. Small Business Total Set-Asides.....	0	0
10. Small Business Partial Set-Asides.....	0	0
11. Total Labor Surplus Area Set-Asides.....	0	0
12. Total Labor Surplus Area/Small Business Set-Asides.....	0	0
13. Acquisitions From Minority And Disadvantaged Business Enterprises (13A + 13B).....	28	71
13A. Directed To Large Or Small Minority Business Enterprises.....	21	34
13B. Small Business - Disadvantaged 8(A).....	7	37
14. Women-Owned Business.....	10	17

ACTION SNAPSHOT REPORT

Actions Reported Individually on SF279

Fourth Quarter Fiscal Year 1984 and Year to Date

	4th Qtr Actions	4th Qtr Dollars (000)	YTD Actions	YTD Dollars (000)	YTD % Actions	YTD % Dollars
Action	13	745	44	3,661	100.000	100.000
TYPE CONTRACTOR						
Bus Concerns	13	745	42	3,623	95.455	98.962
Educational & Non-Profit	0	0	2	38	4.545	1.038
State Loc Gov.....	0	0	0	0	0.000	0.000
Non-Defined	0	0	0	0	0.000	0.000
METHODS OF PROC						
2 Step	0	0	0	0	0.000	0.000
Other Formal Adv.....	0	0	0	0	0.000	0.000
Neg Comp.....	6	458	19	2,005	43.182	54.766
Neg Non-Comp	7	287	25	1,656	56.818	45.234
Dir For Govs	0	0	0	0	0.000	0.000
Tariff or Reg.....	0	0	0	0	0.000	0.000
SMALL BUSINESS AWARDS						
Prime	7	287	24	1,273	54.545	34.772
Total Set-Aside	0	0	2	46	4.545	1.256
Partial Set-Aside	0	0	0	0	0.000	0.000
LABOR SURPLUS AREA						
Total Set-Aside	0	0	0	0	0.000	0.000
Tie Bid Pref	0	0	0	0	0.000	0.000
Tot LSA Sm Set-Aside.....	0	0	0	0	0.000	0.000
SUB-TOTAL	0	0	0	0	0.000	0.000
No Pref Given	13	745	44	3,661	100.000	100.000
MINORITY & DISADVANT						
Lg Minority.....	0	0	0	0	0.000	0.000
Sm Minority	0	0	1	51	2.273	1.393
8a Minority.....	6	262	17	757	38.636	20.677
SUB-TOTAL	6	262	18	808	40.909	22.070
WOMEN OWNED						
	0	0	2	383	4.545	10.462
TYPE OF CONTRACT						
Fixed Price	10	534	33	2,882	75.000	78.722
Cost.....	2	171	8	646	18.182	17.645
Time & Material	0	0	0	0	0.000	0.000
Labor Hour	1	40	3	133	6.818	3.633
Multi Year	2	87	15	2,332	34.091	63.698
SUBJECT TO STAT REQ						
Walsh Healey Mfr.....	4	293	10	482	22.727	13.166
Walsh Healey Dir.....	0	0	0	0	0.000	0.000
Service Contracts.....	0	0	4	170	9.091	4.644
Davis Bacon.....	0	0	0	0	0.000	0.000
Not Subject To	9	452	30	3,009	68.182	82.191
KIND OF CONTRACT						
Initial Letter	0	0	0	0	0.000	0.000
Def Supersd Ltr.....	0	0	0	0	0.000	0.000
Definitive.....	3	105	8	1,042	18.182	28.462
Internal Order.....	0	0	0	0	0.000	0.000
Modification	6	347	23	2,018	52.273	55.122
GSA Schedule	4	293	13	601	29.545	16.416
External Order.....	0	0	0	0	0.000	0.000
Term For Default.....	0	0	0	0	0.000	0.000
Term For Conven.....	0	0	0	0	0.000	0.000
PRODUCT OR SERVICE						
Supplies & Equipment	2	177	2	177	4.545	4.835
Research & Development	0	0	0	0	0.000	0.000
Construction	0	0	0	0	0.000	0.000
Architect Engineer.....	0	0	0	0	0.000	0.000
Automatic Data Processing Services.....	0	0	1	225	2.273	6.146
ADP Equipment, Purchase & Lease.....	2	116	6	519	13.636	14.176
Real Property, Purchase & Lease.....	0	0	0	0	0.000	0.000
Other Services.....	9	452	35	2,740	79.545	74.843
Consultant Services	0	0	3	67	6.818	1.830

ADMINISTRATIVE CONFERENCE OF THE U.S. SNAPSHOT REPORT

Actions Reported in Summary on SF281

Fourth Quarter Fiscal Year 1984

Part I - Total Prime Acquisition Actions

Acquisition Method	Number of Actions	Net Dollar Amount (000)				
		Total	Small Business Concerns	Large Business Concerns	Educational & Non-Profit Institutions	Outside U.S./ Outlying Areas
1. TOTAL (2+7+8).....	158	59				
2. Subtotal (3+4+5+6).....	145	56	52	4	0	0
3. Formally Advertised (Including 2 Step).....	0	0	0	0	0	0
4. Negotiated Competitive.....	121	29	27	2	0	0
5. Negotiated Non-Competitive.....	9	16	16	0	0	0
6. Procurement Under Another Agency's Contracts.....	15	11	9	2	0	0
6A. GSA Schedules.....	15	11	9	2	0	0
6B. Another Agency's Contracts.....	0	0	0	0	0	0
7. Directed Contracts For Foreign Governments.....	0	0	0	0	0	0
8. Tariff Or Regulated Acquisitions.....	13	3				

Part II - Statistics on Selected Types of Acquisition

Type of Acquisition	Number of Actions	Net Dollar Amount (000)
9. Small Business Total Set-Asides.....	118	51
10. Small Business Partial Set-Asides.....	0	0
11. Total Labor Surplus Area Set-Asides.....	0	0
12. Total Labor Surplus Area/Small Business Set-Asides.....	0	0
13. Acquisitions From Minority And Disadvantaged Business Enterprises (13A+13B).....	4	4
13A. Directed To Large Or Small Minority Business Enterprises.....	2	3
13B. Small Business - Disadvantaged 8(A).....	2	1
14. Women-Owned Business.....	6	5

Fourth Quarter Fiscal Year 1984 Year to Date

Part I - Total Prime Acquisition Actions

Acquisition Method	Number of Actions	Net Dollar Amount (000)				
		Total	Small Business Concerns	Large Business Concerns	Educational & Non-Profit Institutions	Outside U.S./ Outlying Areas
1. TOTAL (2+7+8).....	554	184				
2. Subtotal (3+4+5+6).....	516	175	134	40	1	0
3. Formally Advertised (Including 2 Step).....	0	0	0	0	0	0
4. Negotiated Competitive.....	458	84	75	8	1	0
5. Negotiated Non-Competitive.....	17	45	45	0	0	0
6. Procurement Under Another Agency's Contracts.....	41	46	14	32	0	0
6A. GSA Schedules.....	41	46	14	32	0	0
6B. Another Agency's Contracts.....	0	0	0	0	0	0
7. Directed Contracts For Foreign Governments.....	0	0	0	0	0	0
8. Tariff Or Regulated Acquisitions.....	38	9				

Part II - Statistics on Selected Types of Acquisition

Type of Acquisition	Number of Actions	Net Dollar Amount (000)
9. Small Business Total Set-Asides.....	309	102
10. Small Business Partial Set-Asides.....	0	0
11. Total Labor Surplus Area Set-Asides.....	0	0
12. Total Labor Surplus Area/Small Business Set-Asides.....	0	0
13. Acquisitions From Minority And Disadvantaged Business Enterprises (13A+13B).....	13	7
13A. Directed To Large Or Small Minority Business Enterprises.....	5	4
13B. Small Business - Disadvantaged 8(A).....	8	3
14. Women-Owned Business.....	22	9

ADMINISTRATIVE CONFERENCE OF THE U.S. SNAPSHOT REPORT

Actions Reported Individually on SF279

Fourth Quarter Fiscal Year 1984 and Year to Date

	4th Qtr Actions	4th Qtr Dollars (000)	YTD Actions	YTD Dollars (000)	YTD % Actions	YTD % Dollars
Administrative Conference of the U.S.	1	35	3	70	100.000	100.000
TYPE CONTRACTOR						
Bus Concerns	1	35	3	70	100.000	100.000
Educational & Non-Profit	0	0	0	0	0.000	0.000
State Loc Gov.....	0	0	0	0	0.000	0.000
Non-Defined	0	0	0	0	0.000	0.000
METHODS OF PROC						
2 Step	0	0	0	0	0.000	0.000
Other Formal Adv.....	0	0	0	0	0.000	0.000
Neg Comp.....	0	0	1	25	33.333	35.714
Neg Non-Comp.....	1	35	2	45	66.667	64.286
Dir For Govs.....	0	0	0	0	0.000	0.000
Tariff or Reg.....	0	0	0	0	0.000	0.000
SMALL BUSINESS AWARDS						
Prime.....	1	35	2	45	66.667	64.286
Total Set-Aside.....	0	0	0	0	0.000	0.000
Partial Set-Aside.....	0	0	0	0	0.000	0.000
LABOR SURPLUS AREA						
Total Set-Aside.....	0	0	0	0	0.000	0.000
Tie Bid Pref.....	0	0	0	0	0.000	0.000
Tot LSA Sm Set-Aside.....	0	0	0	0	0.000	0.000
SUB-TOTAL.....	0	0	0	0	0.000	0.000
No Pref Given.....	1	35	3	70	100.000	100.000
MINORITY & DISADVANT						
Lg Minority.....	0	0	0	0	0.000	0.000
Sm Minority.....	0	0	0	0	0.000	0.000
Ba Minority.....	0	0	0	0	0.000	0.000
SUB-TOTAL.....	0	0	0	0	0.000	0.000
WOMEN OWNED.....	0	0	0	0	0.000	0.000
TYPE OF CONTRACT						
Fixed Price.....	0	0	2	35	66.667	50.000
Cost.....	1	35	1	35	33.333	50.000
Time & Material.....	0	0	0	0	0.000	0.000
Labor Hour.....	0	0	0	0	0.000	0.000
Multi Year.....	0	0	0	0	0.000	0.000
SUBJECT TO STAT REQ						
Walsh Healey Mfr.....	0	0	1	25	33.333	35.714
Walsh Healey Dir.....	0	0	0	0	0.000	0.000
Service Contracts.....	1	35	1	35	33.333	50.000
Davis Bacon.....	0	0	0	0	0.000	0.000
Not Subject To.....	0	0	1	10	33.333	14.286
KIND OF CONTRACT						
Initial Letter.....	0	0	0	0	0.000	0.000
Def Supersd Ltr.....	0	0	0	0	0.000	0.000
Definitive.....	1	35	2	45	66.667	64.286
Internal Order.....	0	0	0	0	0.000	0.000
Modification.....	0	0	0	0	0.000	0.000
GSA Schedule.....	0	0	1	25	33.333	35.714
External Order.....	0	0	0	0	0.000	0.000
Term For Default.....	0	0	0	0	0.000	0.000
Term For Conven.....	0	0	0	0	0.000	0.000
PRODUCT OR SERVICE						
Supplies & Equipment.....	0	0	1	25	33.333	35.714
Research & Development.....	0	0	0	0	0.000	0.000
Construction.....	0	0	0	0	0.000	0.000
Architect Engineer.....	0	0	0	0	0.000	0.000
Automatic Data Processing Services.....	0	0	0	0	0.000	0.000
ADP Equipment, Purchase & Lease.....	0	0	0	0	0.000	0.000
Real Property, Purchase & Lease.....	0	0	0	0	0.000	0.000
Other Services.....	1	35	2	45	66.667	64.286
Consultant Services.....	1	35	2	45	66.667	64.286

AGENCY FOR INTERNATIONAL DEVELOPMENT SNAPSHOT REPORT

Actions Reported in Summary on SF281

Fourth Quarter Fiscal Year 1984

Part I - Total Prime Acquisition Actions

Acquisition Method	Number of Actions	Net Dollar Amount (000)				
		Total	Small Business Concerns	Large Business Concerns	Educational & Non-Profit Institutions	Outside U.S./ Outlying Areas
1. TOTAL (2+7+8).....	3,369	7,860				
2. Subtotal (3+4+5+6).....	3,369	7,860				
3. Formally Advertised (Including 2 Step).....	16	0	580	7,276	4	0
4. Negotiated Competitive.....	220	280	0	0	0	0
5. Negotiated Non-Competitive.....	640	212	129	73	0	0
6. Procurement Under Another Agency's Contracts.....	2,493	7,368	244	79	4	0
6A. GSA Schedules.....	345	244	244	7,124	0	0
6B. Another Agency's Contracts.....	2,148	244	0	0	0	0
7. Directed Contracts For Foreign Governments.....	0	7,124	0	7,124	0	0
8. Tariff Or Regulated Acquisitions.....	0	0				

Part II - Statistics on Selected Types of Acquisition

Type of Acquisition	Number of Actions	Net Dollar Amount (000)
9. Small Business Total Set-Asides.....		
10. Small Business Partial Set-Asides.....	37	34
11. Total Labor Surplus Area Set-Asides.....	0	0
12. Total Labor Surplus Area/Small Business Set-Asides.....	0	0
13. Acquisitions From Minority And Disadvantaged Business Enterprises (13A+13B).....	18	34
13A. Directed To Large Or Small Minority Business Enterprises.....	203	3,771
13B. Small Business - Disadvantaged 8(A).....	191	3,768
14. Women-Owned Business.....	12	3
	0	0

Fourth Quarter Fiscal Year 1984 Year to Date

Part I - Total Prime Acquisition Actions

Acquisition Method	Number of Actions	Net Dollar Amount (000)				
		Total	Small Business Concerns	Large Business Concerns	Educational & Non-Profit Institutions	Outside U.S./ Outlying Areas
1. TOTAL (2+7+8).....	5,901	12,836				
2. Subtotal (3+4+5+6).....	5,901	12,836				
3. Formally Advertised (Including 2 Step).....	81	140	2,643	9,928	131	134
4. Negotiated Competitive.....	596	824	50	80	10	0
5. Negotiated Non-Competitive.....	2,027	1,852	644	180	0	0
6. Procurement Under Another Agency's Contracts.....	3,197	10,020	1,345	252	121	134
6A. GSA Schedules.....	605	2,076	604	9,416	0	0
6B. Another Agency's Contracts.....	2,592	7,944	590	1,486	0	0
7. Directed Contracts For Foreign Governments.....	0	0	14	7,930	0	0
8. Tariff Or Regulated Acquisitions.....	0	0				

Part II - Statistics on Selected Types of Acquisition

Type of Acquisition	Number of Actions	Net Dollar Amount (000)
9. Small Business Total Set-Asides.....		
10. Small Business Partial Set-Asides.....	60	14,323
11. Total Labor Surplus Area Set-Asides.....	1	0
12. Total Labor Surplus Area/Small Business Set-Asides.....	0	0
13. Acquisitions From Minority And Disadvantaged Business Enterprises (13A+13B).....	41	14,333
13A. Directed To Large Or Small Minority Business Enterprises.....	367	18,506
13B. Small Business - Disadvantaged 8(A).....	323	18,465
14. Women-Owned Business.....	44	41
	0	0

AGENCY FOR INTERNATIONAL DEVELOPMENT SNAPSHOT REPORT

Actions Reported Individually on SF279 Fourth Quarter Fiscal Year 1984 and Year to Date

	4th Qtr Actions	4th Qtr Dollars (000)	YTD Actions	YTD Dollars (000)	YTD % Actions	YTD % Dollars
Agency for International Development	797	125,927	2,287	320,067	100.000	100.000
TYPE CONTRACTOR						
Bus Concerns	661	75,108	1,921	191,221	83.997	59.744
Educational & Non-Profit	105	34,798	252	84,909	11.019	26.529
State Loc Gov	19	11,820	62	36,486	2.711	11.399
Non-Defined	12	4,201	52	7,451	2.274	2.328
METHODS OF PROC						
2 Step	0	0	0	0	0.000	0.000
Other Formal Adv	44	8,992	142	17,128	6.209	5.351
Neg Comp	345	77,473	934	220,167	40.840	68.788
Neg Non-Comp	408	39,462	1,211	82,772	52.951	25.861
Dir For Govs	0	0	0	0	0.000	0.000
Tariff or Reg	0	0	0	0	0.000	0.000
SMALL BUSINESS AWARDS						
Prime	476	44,724	1,329	83,503	58.111	26.089
Total Set-Aside	23	2,681	47	7,144	2.055	2.232
Partial Set-Aside	0	0	2	9	0.087	0.003
LABOR SURPLUS AREA						
Total Set-Aside	0	0	0	0	0.000	0.000
Tie Bid Pref	0	0	0	0	0.000	0.000
Tot LSA Sm Set-Aside	0	0	0	0	0.000	0.000
SUB-TOTAL	0	0	0	0	0.000	0.000
No Pref Given	0	0	0	0	0.000	0.000
SUB-TOTAL	797	125,927	2,287	320,067	100.000	100.000
MINORITY & DISADVANT						
Lg Minority	13	482	31	1,979	1.355	0.618
Sm Minority	61	2,471	151	8,501	6.603	2.656
8a Minority	68	25,736	128	33,384	5.597	10.430
SUB-TOTAL	142	28,689	310	43,864	13.555	13.705
WOMEN OWNED						
SUB-TOTAL	53	1,803	167	9,013	7.302	2.816
TYPE OF CONTRACT						
Fixed Price	326	17,986	945	47,679	41.321	14.897
Cost	238	98,346	742	244,568	32.444	76.412
Time & Material	233	9,595	600	27,820	26.235	8.692
Labor Hour	0	0	0	0	0.000	0.000
Multi Year	138	71,859	356	165,731	15.566	51.780
SUBJECT TO STAT REQ						
Walsh Healey Mfr	5	857	31	1,197	1.355	0.374
Walsh Healey Dir	12	4,438	19	4,513	0.831	1.410
Service Contracts	4	808	4	808	0.175	0.252
Davis Bacon	0	0	0	0	0.000	0.000
Not Subject To	0	0	0	0	0.000	0.000
SUB-TOTAL	776	119,824	2,233	313,549	97.639	97.964
KIND OF CONTRACT						
Initial Letter	0	0	0	0	0.000	0.000
Def Supersed Ltr	0	0	1	27	0.044	0.008
Definitive	401	50,741	1,208	138,711	52.820	43.338
Internal Order	151	7,860	423	22,734	18.496	7.103
Modification	245	67,326	655	158,595	28.640	49.551
GSA Schedule	0	0	0	0	0.000	0.000
External Order	0	0	0	0	0.000	0.000
Term For Default	0	0	0	0	0.000	0.000
Term For Conven	0	0	0	0	0.000	0.000
PRODUCT OR SERVICE						
Supplies & Equipment	36	3,044	147	7,735	6.428	2.417
Research & Development	4	2,496	10	5,036	0.437	1.573
Construction	1	48	9	6,172	0.394	1.928
Architect Engineer	14	699	54	9,455	2.361	2.954
Automatic Data Processing Services	43	3,631	104	7,279	4.547	2.274
ADP Equipment, Purchase & Lease	31	406	52	629	2.274	0.197
Real Property, Purchase & Lease	0	0	2	24	0.087	0.067
Other Services	668	115,603	1,909	283,737	83.472	88.649
Consultant Services	143	8,469	413	16,361	18.059	5.112

ALASKA NATURAL GAS TRANSPORTATION SYSTEM SNAPSHOT REPORT

Actions Reported in Summary on SF281

Fourth Quarter Fiscal Year 1984

Part I - Total Prime Acquisition Actions

Acquisition Method	Number of Actions	Net Dollar Amount (000)				
		Total	Small Business Concerns	Large Business Concerns	Educational & Non-Profit Institutions	Outside U.S./ Outlying Areas
1. TOTAL (2+7+8).....	16	3				
2. Subtotal (3+4+5+6).....	16	3	2	1	0	0
3. Formally Advertised (Including 2 Step)	0	0	0	0	0	0
4. Negotiated Competitive.....	2	1	1	0	0	0
5. Negotiated Non-Competitive	14	2	1	1	0	0
6. Procurement Under Another Agency's Contracts.....	0	0	0	0	0	0
6A. GSA Schedules.....	0	0	0	0	0	0
6B. Another Agency's Contracts.....	0	0	0	0	0	0
7. Directed Contracts For Foreign Governments	0	0				
8. Tariff Or Regulated Acquisitions.....	0	0				

Part II - Statistics on Selected Types of Acquisition

Type of Acquisition	Number of Actions	Net Dollar Amount (000)
9. Small Business Total Set-Asides	0	0
10. Small Business Partial Set-Asides.....	0	0
11. Total Labor Surplus Area Set-Asides.....	0	0
12. Total Labor Surplus Area/Small Business Set-Asides	0	0
13. Acquisitions From Minority And Disadvantaged Business Enterprises (13A+13B).....	0	0
13A. Directed To Large Or Small Minority Business Enterprises.....	0	0
13B. Small Business - Disadvantaged 8(A)	0	0
14. Women-Owned Business	0	0

Fourth Quarter Fiscal Year 1984 Year to Date

Part I - Total Prime Acquisition Actions

Acquisition Method	Number of Actions	Net Dollar Amount (000)				
		Total	Small Business Concerns	Large Business Concerns	Educational & Non-Profit Institutions	Outside U.S./ Outlying Areas
1. TOTAL (2+7+8).....	99	122				
2. Subtotal (3+4+5+6).....	93	100	36	63	1	0
3. Formally Advertised (Including 2 Step)	2	4	0	4	0	0
4. Negotiated Competitive.....	13	18	18	0	0	0
5. Negotiated Non-Competitive	53	37	14	22	1	0
6. Procurement Under Another Agency's Contracts.....	25	41	4	37	0	0
6A. GSA Schedules.....	25	41	4	37	0	0
6B. Another Agency's Contracts.....	0	0	0	0	0	0
7. Directed Contracts For Foreign Governments	0	0				
8. Tariff Or Regulated Acquisitions.....	6	22				

Part II - Statistics on Selected Types of Acquisition

Type of Acquisition	Number of Actions	Net Dollar Amount (000)
9. Small Business Total Set-Asides	0	0
10. Small Business Partial Set-Asides.....	0	0
11. Total Labor Surplus Area Set-Asides.....	0	0
12. Total Labor Surplus Area/Small Business Set-Asides	0	0
13. Acquisitions From Minority And Disadvantaged Business Enterprises (13A+13B).....	1	1
13A. Directed To Large Or Small Minority Business Enterprises.....	1	1
13B. Small Business - Disadvantaged 8(A)	0	0
14. Women-Owned Business	1	0

ALASKA NATURAL GAS TRANSPORTATION SYSTEM SNAPSHOT REPORT

Actions Reported Individually on SF279
Fourth Quarter Fiscal Year 1984 and Year to Date

	4th Qtr Actions	4th Qtr Dollars (000)	YTD Actions	YTD Dollars (000)	YTD % Actions	YTD % Dollars
Alaska Natural Gas Transportation System.....	0	0	2	23	100.000	100.000
TYPE CONTRACTOR						
Bus Concerns	0	0	2	23	100.000	100.000
Educational & Non-Profit	0	0	0	0	0.000	0.000
State Loc Gov.	0	0	0	0	0.000	0.000
Non-Defined	0	0	0	0	0.000	0.000
METHODS OF PROC						
2 Step	0	0	0	0	0.000	0.000
Other Formal Adv.....	0	0	0	0	0.000	0.000
Neg Comp	0	0	2	23	100.000	100.000
Neg Non-Comp	0	0	0	0	0.000	0.000
Dir For Govs	0	0	0	0	0.000	0.000
Tariff or Reg.....	0	0	0	0	0.000	0.000
SMALL BUSINESS AWARDS						
Prime.....	0	0	0	0	0.000	0.000
Total Set-Aside	0	0	0	0	0.000	0.000
Partial Set-Aside	0	0	0	0	0.000	0.000
LABOR SURPLUS AREA						
Total Set-Aside	0	0	0	0	0.000	0.000
Tie Bid Pref	0	0	0	0	0.000	0.000
Tot LSA Sm Set-Aside	0	0	0	0	0.000	0.000
SUB-TOTAL	0	0	0	0	0.000	0.000
No Pref Given	0	0	2	23	100.000	100.000
MINORITY & DISADVANT						
Lg Minority.....	0	0	0	0	0.000	0.000
Sm Minority	0	0	0	0	0.000	0.000
8a Minority	0	0	0	0	0.000	0.000
SUB-TOTAL	0	0	0	0	0.000	0.000
WOMEN OWNED						
0	0	0	0	0	0.000	0.000
TYPE OF CONTRACT						
Fixed Price	0	0	2	23	100.000	100.000
Cost	0	0	0	0	0.000	0.000
Time & Material	0	0	0	0	0.000	0.000
Labor Hour	0	0	0	0	0.000	0.000
Multi Year	0	0	0	0	0.000	0.000
SUBJECT TO STAT REQ						
Walsh Healey Mfr.....	0	0	0	0	0.000	0.000
Walsh Healey Dir.....	0	0	0	0	0.000	0.000
Service Contracts.....	0	0	2	23	100.000	100.000
Davis Bacon.....	0	0	0	0	0.000	0.000
Not Subject To	0	0	0	0	0.000	0.000
KIND OF CONTRACT						
Initial Letter	0	0	0	0	0.000	0.000
Def Supersd Ltr	0	0	0	0	0.000	0.000
Definitive	0	0	0	0	0.000	0.000
Internal Order.....	0	0	0	0	0.000	0.000
Modification	0	0	0	0	0.000	0.000
GSA Schedule	0	0	0	0	0.000	0.000
External Order.....	0	0	2	23	100.000	100.000
Term For Default.....	0	0	0	0	0.000	0.000
Term For Conven	0	0	0	0	0.000	0.000
PRODUCT OR SERVICE						
Supplies & Equipment	0	0	0	0	0.000	0.000
Research & Development.....	0	0	0	0	0.000	0.000
Construction.....	0	0	0	0	0.000	0.000
Architect Engineer.....	0	0	0	0	0.000	0.000
Automatic Data Processing Services.....	0	0	0	0	0.000	0.000
ADP Equipment, Purchase & Lease.....	0	0	1	12	50.000	52.174
Real Property, Purchase & Lease.....	0	0	0	0	0.000	0.000
Other Services	0	0	0	0	0.000	0.000
Consultant Services	0	0	1	11	50.000	47.826
0	0	0	0	0	0.000	0.000

AMERICAN BATTLE MONUMENTS COMMISSION SNAPSHOT REPORT

Actions Reported in Summary on SF281

Fourth Quarter Fiscal Year 1984

Part I - Total Prime Acquisition Actions

Acquisition Method	Number of Actions	Net Dollar Amount (000)				
		Total	Small Business Concerns	Large Business Concerns	Educational & Non-Profit Institutions	Outside U.S./ Outlying Areas
1. TOTAL (2+7+8).....	1,971	1,042				
2. Subtotal (3+4+5+6).....	1,971	1,042	6	12	16	1,008
3. Formally Advertised (Including 2 Step).....	56	131	0	0	0	131
4. Negotiated Competitive.....	71	204	0	0	0	204
5. Negotiated Non-Competitive.....	1,809	673	0	0	0	673
6. Procurement Under Another Agency's Contracts.....	35	34	6	12	16	0
6A. GSA Schedules.....	15	18	6	12	0	0
6B. Another Agency's Contracts.....	20	16	0	0	16	0
7. Directed Contracts For Foreign Governments.....	0	0				0
8. Tariff Or Regulated Acquisitions.....	0	0				0

Part II - Statistics on Selected Types of Acquisition

Type of Acquisition	Number of Actions	Net Dollar Amount (000)
9. Small Business Total Set-Asides.....	0	0
10. Small Business Partial Set-Asides.....	0	0
11. Total Labor Surplus Area Set-Asides.....	0	0
12. Total Labor Surplus Area/Small Business Set-Asides.....	0	0
13. Acquisitions From Minority And Disadvantaged Business Enterprises (13A+13B).....	0	0
13A. Directed To Large Or Small Minority Business Enterprises.....	0	0
13B. Small Business - Disadvantaged 8(A).....	0	0
14. Women-Owned Business.....	0	0

Fourth Quarter Fiscal Year 1984 Year to Date

Part I - Total Prime Acquisition Actions

Acquisition Method	Number of Actions	Net Dollar Amount (000)				
		Total	Small Business Concerns	Large Business Concerns	Educational & Non-Profit Institutions	Outside U.S./ Outlying Areas
1. TOTAL (2+7+8).....	5,549	2,646				
2. Subtotal (3+4+5+6).....	5,549	2,646	43	43	58	2,502
3. Formally Advertised (Including 2 Step).....	127	309	0	0	0	309
4. Negotiated Competitive.....	189	476	0	0	0	476
5. Negotiated Non-Competitive.....	5,086	1,717	0	0	0	1,717
6. Procurement Under Another Agency's Contracts.....	147	144	43	43	58	0
6A. GSA Schedules.....	86	86	43	43	0	0
6B. Another Agency's Contracts.....	61	58	0	0	58	0
7. Directed Contracts For Foreign Governments.....	0	0				0
8. Tariff Or Regulated Acquisitions.....	0	0				0

Part II - Statistics on Selected Types of Acquisition

Type of Acquisition	Number of Actions	Net Dollar Amount (000)
9. Small Business Total Set-Asides.....	0	0
10. Small Business Partial Set-Asides.....	0	0
11. Total Labor Surplus Area Set-Asides.....	0	0
12. Total Labor Surplus Area/Small Business Set-Asides.....	0	0
13. Acquisitions From Minority And Disadvantaged Business Enterprises (13A+13B).....	0	0
13A. Directed To Large Or Small Minority Business Enterprises.....	0	0
13B. Small Business - Disadvantaged 8(A).....	0	0
14. Women-Owned Business.....	0	0

AMERICAN BATTLE MONUMENTS COMMISSION SNAPSHOT REPORT

**Actions Reported Individually on SF279
Fourth Quarter Fiscal Year 1984 and Year to Date**

	4th Qtr Actions	4th Qtr Dollars (000)	YTD Actions	YTD Dollars (000)	YTD % Actions	YTD % Dollars
American Battle Monuments Commission	6	337	10	569	100.000	100.000
TYPE CONTRACTOR						
Bus Concerns	1	88	1	88	10.000	15.466
Educational & Non-Profit	0	0	0	0	0.000	0.000
State Loc Gov.....	0	0	0	0	0.000	0.000
Non-Defined	5	249	9	481	90.000	84.534
METHODS OF PROC						
2 Step	0	0	0	0	0.000	0.000
Other Formal Adv.....	6	337	10	569	100.000	100.000
Neg Comp	0	0	0	0	0.000	0.000
Neg Non-Comp	0	0	0	0	0.000	0.000
Dir For Gvs	0	0	0	0	0.000	0.000
Tariff or Reg.....	0	0	0	0	0.000	0.000
SMALL BUSINESS AWARDS						
Prime	1	88	1	88	10.000	15.466
Total Set-Aside	0	0	0	0	0.000	0.000
Partial Set-Aside	0	0	0	0	0.000	0.000
LABOR SURPLUS AREA						
Total Set-Aside	0	0	0	0	0.000	0.000
Tie Bid Pref	0	0	0	0	0.000	0.000
Tot LSA Sm Set-Aside	0	0	0	0	0.000	0.000
SUB-TOTAL	0	0	0	0	0.000	0.000
No Pref Given	6	337	10	569	100.000	100.000
MINORITY & DISADVANT						
Lg Minority.....	0	0	0	0	0.000	0.000
Sm Minority	0	0	0	0	0.000	0.000
8a Minority	0	0	0	0	0.000	0.000
SUB-TOTAL	0	0	0	0	0.000	0.000
WOMEN OWNED						
.....	0	0	0	0	0.000	0.000
TYPE OF CONTRACT						
Fixed Price	6	337	10	569	100.000	100.000
Cost	0	0	0	0	0.000	0.000
Time & Material	0	0	0	0	0.000	0.000
Labor Hour	0	0	0	0	0.000	0.000
Multi Year	0	0	0	0	0.000	0.000
SUBJECT TO STAT REQ						
Walsh Healey Mir.....	0	0	0	0	0.000	0.000
Walsh Healey Dir.....	0	0	0	0	0.000	0.000
Service Contracts	0	0	0	0	0.000	0.000
Davis Bacon	0	0	0	0	0.000	0.000
Not Subject To	6	337	10	569	100.000	100.000
KIND OF CONTRACT						
Initial Letter	0	0	0	0	0.000	0.000
Def Superseded Ltr	0	0	0	0	0.000	0.000
Definitive	6	337	10	569	100.000	100.000
Internal Order	0	0	0	0	0.000	0.000
Modification	0	0	0	0	0.000	0.000
GSA Schedule	0	0	0	0	0.000	0.000
External Order	0	0	0	0	0.000	0.000
Term For Default	0	0	0	0	0.000	0.000
Term For Conven	0	0	0	0	0.000	0.000
PRODUCT OR SERVICE						
Supplies & Equipment	0	0	0	0	0.000	0.000
Research & Development	0	0	0	0	0.000	0.000
Construction	6	337	10	569	100.000	100.000
Architect Engineer	0	0	0	0	0.000	0.000
Automatic Data Processing Services	0	0	0	0	0.000	0.000
ADP Equipment, Purchase & Lease	0	0	0	0	0.000	0.000
Real Property, Purchase & Lease	0	0	0	0	0.000	0.000
Other Services	0	0	0	0	0.000	0.000
Consultant Services	0	0	0	0	0.000	0.000

BOARD FOR INTERNATIONAL BROADCASTING SNAPSHOT REPORT

Actions Reported in Summary on SF281

Fourth Quarter Fiscal Year 1984

Part I - Total Prime Acquisition Actions

Acquisition Method	Number of Actions	Net Dollar Amount (000)				
		Total	Small Business Concerns	Large Business Concerns	Educational & Non-Profit Institutions	Outside U.S./ Outlying Areas
1. TOTAL (2+7+8).....	21	40				
2. Subtotal (3+4+5+6).....	21	40				
3. Formally Advertised (Including 2 Step).....	0	0	21	19	0	0
4. Negotiated Competitive.....	0	0	0	0	0	0
5. Negotiated Non-Competitive.....	0	0	0	0	0	0
6. Procurement Under Another Agency's Contracts.....	21	40	21	19	0	0
6A. GSA Schedules.....	0	0	0	0	0	0
6B. Another Agency's Contracts.....	0	0	0	0	0	0
7. Directed Contracts For Foreign Governments.....	0	0	0	0	0	0
8. Tariff Or Regulated Acquisitions.....	0	0				

Part II - Statistics on Selected Types of Acquisition

Type of Acquisition	Number of Actions	Net Dollar Amount (000)
9. Small Business Total Set-Asides.....		
10. Small Business Partial Set-Asides.....	0	0
11. Total Labor Surplus Area Set-Asides.....	0	0
12. Total Labor Surplus Area/Small Business Set-Asides.....	0	0
13. Acquisitions From Minority And Disadvantaged Business Enterprises (13A + 13B).....	0	0
13A. Directed To Large Or Small Minority Business Enterprises.....	0	0
13B. Small Business - Disadvantaged 8(A).....	0	0
14. Women-Owned Business.....	2	1

Fourth Quarter Fiscal Year 1984 Year to Date

Part I - Total Prime Acquisition Actions

Acquisition Method	Number of Actions	Net Dollar Amount (000)				
		Total	Small Business Concerns	Large Business Concerns	Educational & Non-Profit Institutions	Outside U.S./ Outlying Areas
1. TOTAL (2+7+8).....	70	92				
2. Subtotal (3+4+5+6).....	70	92				
3. Formally Advertised (Including 2 Step).....	0	0	55	37	0	0
4. Negotiated Competitive.....	0	0	0	0	0	0
5. Negotiated Non-Competitive.....	26	23	10	13	0	0
6. Procurement Under Another Agency's Contracts.....	44	69	45	24	0	0
6A. GSA Schedules.....	0	0	0	0	0	0
6B. Another Agency's Contracts.....	0	0	0	0	0	0
7. Directed Contracts For Foreign Governments.....	0	0	0	0	0	0
8. Tariff Or Regulated Acquisitions.....	0	0				

Part II - Statistics on Selected Types of Acquisition

Type of Acquisition	Number of Actions	Net Dollar Amount (000)
9. Small Business Total Set-Asides.....		
10. Small Business Partial Set-Asides.....	0	0
11. Total Labor Surplus Area Set-Asides.....	0	0
12. Total Labor Surplus Area/Small Business Set-Asides.....	0	0
13. Acquisitions From Minority And Disadvantaged Business Enterprises (13A + 13B).....	0	0
13A. Directed To Large Or Small Minority Business Enterprises.....	0	0
13B. Small Business - Disadvantaged 8(A).....	0	0
14. Women-Owned Business.....	2	1

BOARD FOR INTERNATIONAL BROADCASTING SNAPSHOT REPORT

Actions Reported Individually on SF279

Fourth Quarter Fiscal Year 1984 and Year to Date

	4th Qtr Actions	4th Qtr Dollars (000)	YTD Actions	YTD Dollars (000)	YTD % Actions	YTD % Dollars
Board for International Broadcasting	1	99	2	159	100.000	100.000
TYPE CONTRACTOR						
Bus Concerns	1	99	2	159	100.000	100.000
Educational & Non-Profit	0	0	0	0	0.000	0.000
State Loc Gov	0	0	0	0	0.000	0.000
Non-Defined	0	0	0	0	0.000	0.000
METHODS OF PROC						
2 Step	0	0	0	0	0.000	0.000
Other Formal Adv	0	0	0	0	0.000	0.000
Neg Comp	1	99	1	99	50.000	62.264
Neg Non-Comp	0	0	1	60	50.000	37.736
Dir For Govs	0	0	0	0	0.000	0.000
Tariff or Reg	0	0	0	0	0.000	0.000
SMALL BUSINESS AWARDS						
Prime	0	0	1	60	50.000	37.736
Total Set-Aside	0	0	0	0	0.000	0.000
Partial Set-Aside	0	0	0	0	0.000	0.000
LABOR SURPLUS AREA						
Total Set-Aside	0	0	0	0	0.000	0.000
Tie Bid Pref	0	0	0	0	0.000	0.000
Tot LSA Sm Set-Aside	0	0	0	0	0.000	0.000
SUB-TOTAL	0	0	0	0	0.000	0.000
No Pref Given	1	99	2	159	100.000	100.000
MINORITY & DISADVANT						
Lg Minority	0	0	0	0	0.000	0.000
Sm Minority	0	0	0	0	0.000	0.000
8a Minority	0	0	0	0	0.000	0.000
SUB-TOTAL	0	0	0	0	0.000	0.000
WOMEN OWNED						
0	0	0	0	0	0.000	0.000
TYPE OF CONTRACT						
Fixed Price	1	99	1	99	50.000	62.264
Cost	0	0	0	0	0.000	0.000
Time & Material	0	0	0	0	0.000	0.000
Labor Hour	0	0	1	60	50.000	37.736
Multi Year	0	0	0	0	0.000	0.000
SUBJECT TO STAT REQ						
Walsh Healey Mfr	0	0	0	0	0.000	0.000
Walsh Healey Dir	0	0	0	0	0.000	0.000
Service Contracts	0	0	0	0	0.000	0.000
Davis Bacon	0	0	0	0	0.000	0.000
Not Subject To	1	99	2	159	100.000	100.000
KIND OF CONTRACT						
Initial Letter	0	0	0	0	0.000	0.000
De' Supersd Ltr	0	0	0	0	0.000	0.000
Definitive	1	99	2	159	100.000	100.000
Internal Order	0	0	0	0	0.000	0.000
Modification	0	0	0	0	0.000	0.000
GSA Schedule	0	0	0	0	0.000	0.000
External Order	0	0	0	0	0.000	0.000
Term For Default	0	0	0	0	0.000	0.000
Term For Conven	0	0	0	0	0.000	0.000
PRODUCT OR SERVICE						
Supplies & Equipment	0	0	0	0	0.000	0.000
Research & Development	0	0	0	0	0.000	0.000
Construction	0	0	0	0	0.000	0.000
Architect Engineer	0	0	1	60	50.000	37.736
Automatic Data Processing Services	0	0	0	0	0.000	0.000
ADP Equipment, Purchase & Lease	0	0	0	0	0.000	0.000
Real Property, Purchase & Lease	0	0	0	0	0.000	0.000
Other Services	1	99	1	99	50.000	62.264
Consultant Services	0	0	1	60	50.000	37.736

CIVIL AERONAUTICS BOARD SNAPSHOT REPORT

Actions Reported in Summary on SF281

Fourth Quarter Fiscal Year 1984

Part I - Total Prime Acquisition Actions

Acquisition Method	Number of Actions	Net Dollar Amount (000)				
		Total	Small Business Concerns	Large Business Concerns	Educational & Non-Profit Institutions	Outside U.S./ Outlying Areas
1. TOTAL (2+7+8).....						
2. Subtotal (3+4+5+6).....						
3. Formally Advertised (Including 2 Step).....						
4. Negotiated Competitive.....						
5. Negotiated Non-Competitive.....						
6. Procurement Under Another Agency's Contracts.....						
6A. GSA Schedules.....						
6B. Another Agency's Contracts.....						
7. Directed Contracts For Foreign Governments.....						
8. Tariff Or Regulated Acquisitions.....						

Part II - Statistics on Selected Types of Acquisition

Type of Acquisition	Number of Actions	Net Dollar Amount (000)
9. Small Business Total Set-Asides.....		
10. Small Business Partial Set-Asides.....		
11. Total Labor Surplus Area Set-Asides.....		
12. Total Labor Surplus Area/Small Business Set-Asides.....		
13. Acquisitions From Minority And Disadvantaged Business Enterprises (13A+13B).....		
13A. Directed To Large Or Small Minority Business Enterprises.....		
13B. Small Business - Disadvantaged 8(A).....		
14. Women-Owned Business.....		

*** FAILED TO REPORT ***

Fourth Quarter Fiscal Year 1984 Year to Date

Part I - Total Prime Acquisition Actions

Acquisition Method	Number of Actions	Net Dollar Amount (000)				
		Total	Small Business Concerns	Large Business Concerns	Educational & Non-Profit Institutions	Outside U.S./ Outlying Areas
1. TOTAL (2+7+8).....						
2. Subtotal (3+4+5+6).....	148	257				
3. Formally Advertised (Including 2 Step).....	148	257				
4. Negotiated Competitive.....	0	0	116	137	4	0
5. Negotiated Non-Competitive.....	104	178	0	0	0	0
6. Procurement Under Another Agency's Contracts.....	24	31	87	87	4	0
6A. GSA Schedules.....	20	48	9	22	0	0
6B. Another Agency's Contracts.....	20	48	20	28	0	0
7. Directed Contracts For Foreign Governments.....	0	0	20	28	0	0
8. Tariff Or Regulated Acquisitions.....	0	0	0	0	0	0

Part II - Statistics on Selected Types of Acquisition

Type of Acquisition	Number of Actions	Net Dollar Amount (000)
9. Small Business Total Set-Asides.....		
10. Small Business Partial Set-Asides.....	0	0
11. Total Labor Surplus Area Set-Asides.....	0	0
12. Total Labor Surplus Area/Small Business Set-Asides.....	0	0
13. Acquisitions From Minority And Disadvantaged Business Enterprises (13A+13B).....	0	0
13A. Directed To Large Or Small Minority Business Enterprises.....	0	0
13B. Small Business - Disadvantaged 8(A).....	0	0
14. Women-Owned Business.....	0	0

CIVIL AERONAUTICS BOARD SNAPSHOT REPORT

Actions Reported Individually on SF279

Fourth Quarter Fiscal Year 1984 and Year to Date

	4th Qtr Actions	4th Qtr Dollars (000)	YTD Actions	YTD Dollars (000)	YTD % Actions	YTD % Dollars
Civil Aeronautics Board.....			16	760	100.000	100.000
TYPE CONTRACTOR						
Bus Concerns			16	760	100.000	100.000
Educational & Non-Profit			0	0	0.000	0.000
State Loc Gov.....			0	0	0.000	0.000
Non-Defined			0	0	0.000	0.000
METHODS OF PROC						
2 Step			0	0	0.000	0.000
Other Formal Adv.....			0	0	0.000	0.000
Neg Comp			12	673	75.000	88.553
Neg Non-Comp			4	87	25.000	11.447
Dir For Govs			0	0	0.000	0.000
Tariff or Reg.....			0	0	0.000	0.000
SMALL BUSINESS AWARDS						
Prime			2	40	12.500	5.263
Total Set-Aside			0	0	0.000	0.000
Partial Set-Aside			0	0	0.000	0.000
LABOR SURPLUS AREA						
Total Set-Aside			0	0	0.000	0.000
Tie Bid Pref			0	0	0.000	0.000
Tot LSA Sm Set-Aside			1	15	6.250	1.974
SUB-TOTAL			1	15	6.250	1.974
No Pref Given			15	745	93.750	98.026
MINORITY & DISADVANT						
Lg Minority			0	0	0.000	0.000
Sm Minority			0	0	0.000	0.000
8a Minority			1	25	6.250	3.289
SUB-TOTAL			1	25	6.250	3.289
WOMEN OWNED						
			1	15	6.250	1.974
TYPE OF CONTRACT						
Fixed Price			16	760	100.000	100.000
Cost			0	0	0.000	0.000
Time & Material			0	0	0.000	0.000
Labor Hour			0	0	0.000	0.000
Multi Year			2	229	12.500	30.132
SUBJECT TO STAT REQ						
Walsh Healey Mfr			9	314	56.250	41.316
Walsh Healey Dir			0	0	0.000	0.000
Service Contracts			6	429	37.500	56.447
Davis Bacon			0	0	0.000	0.000
Not Subject To			1	17	6.250	2.237
KIND OF CONTRACT						
Initial Letter			0	0	0.000	0.000
Def Supersd Ltr			0	0	0.000	0.000
Definitive			4	274	25.000	36.053
Internal Order			0	0	0.000	0.000
Modification			0	0	0.000	0.000
GSA Schedule			12	486	75.000	63.947
External Order			0	0	0.000	0.000
Term For Default			0	0	0.000	0.000
Term For Conven			0	0	0.000	0.000
PRODUCT OR SERVICE						
Supplies & Equipment			3	104	18.750	13.684
Research & Development			0	0	0.000	0.000
Construction			0	0	0.000	0.000
Architect Engineer			0	0	0.000	0.000
Automatic Data Processing Services			4	389	25.000	51.184
ADP Equipment, Purchase & Lease			6	210	37.500	27.632
Real Property, Purchase & Lease			0	0	0.000	0.000
Other Services			3	57	18.750	7.500
Consultant Services			0	0	0.000	0.000

*** FAILED TO REPORT ***

COMMISSION ON CIVIL RIGHTS SNAPSHOT REPORT

Actions Reported in Summary on SF281

Fourth Quarter Fiscal Year 1984

Part I - Total Prime Acquisition Actions

Acquisition Method	Number of Actions	Net Dollar Amount (000)				
		Total	Small Business Concerns	Large Business Concerns	Educational & Non-Profit Institutions	Outside U.S./ Outlying Areas
1. TOTAL (2+7+8).....						
2. Subtotal (3+4+5+6).....						
3. Formally Advertised (Including 2 Step).....						
4. Negotiated Competitive.....						
5. Negotiated Non-Competitive.....						
6. Procurement Under Another Agency's Contracts.....						
6A. GSA Schedules.....						
6B. Another Agency's Contracts.....						
7. Directed Contracts For Foreign Governments.....						
8. Tariff Or Regulated Acquisitions.....						

Part II - Statistics on Selected Types of Acquisition

Type of Acquisition	Number of Actions	Net Dollar Amount (000)
9. Small Business Total Set-Asides.....		
10. Small Business Partial Set-Asides.....		
11. Total Labor Surplus Area Set-Asides.....		
12. Total Labor Surplus Area/Small Business Set-Asides.....		
13. Acquisitions From Minority And Disadvantaged Business Enterprises (13A+13B).....		
13A. Directed To Large Or Small Minority Business Enterprises.....		
13B. Small Business - Disadvantaged 8(A).....		
14. Women-Owned Business.....		

*** FAILED TO REPORT ***

Fourth Quarter Fiscal Year 1984 Year to Date

Part I - Total Prime Acquisition Actions

Acquisition Method	Number of Actions	Net Dollar Amount (000)				
		Total	Small Business Concerns	Large Business Concerns	Educational & Non-Profit Institutions	Outside U.S./ Outlying Areas
1. TOTAL (2+7+8).....	1,058	488				
2. Subtotal (3+4+5+6).....	1,035	480	198	277	5	0
3. Formally Advertised (Including 2 Step).....	0	0	0	0	0	0
4. Negotiated Competitive.....	167	66	63	3	0	0
5. Negotiated Non-Competitive.....	566	251	122	124	5	0
6. Procurement Under Another Agency's Contracts.....	302	163	13	150	0	0
6A. GSA Schedules.....	302	163	13	150	0	0
6B. Another Agency's Contracts.....	0	0	0	0	0	0
7. Directed Contracts For Foreign Governments.....	0	0				
8. Tariff Or Regulated Acquisitions.....	23	8				

Part II - Statistics on Selected Types of Acquisition

Type of Acquisition	Number of Actions	Net Dollar Amount (000)
9. Small Business Total Set-Asides.....	0	0
10. Small Business Partial Set-Asides.....	0	0
11. Total Labor Surplus Area Set-Asides.....	0	0
12. Total Labor Surplus Area/Small Business Set-Asides.....	0	0
13. Acquisitions From Minority And Disadvantaged Business Enterprises (13A+13B).....	45	32
13A. Directed To Large Or Small Minority Business Enterprises.....	45	32
13B. Small Business - Disadvantaged 8(A).....	0	0
14. Women-Owned Business.....	22	25

COMMISSION ON CIVIL RIGHTS SNAPSHOT REPORT

Actions Reported Individually on SF279

Fourth Quarter Fiscal Year 1984 and Year to Date

	4th Qtr Actions	4th Qtr Dollars (000)	YTD Actions	YTD Dollars (000)	YTD % Actions	YTD % Dollars
Commission on Civil Rights.....			2	66	100.000	100.000
TYPE CONTRACTOR						
Bus Concerns			1	13	50.000	19.697
Educational & Non-Profit			1	53	50.000	80.303
State Loc Gov.....			0	0	0.000	0.000
Non-Defined			0	0	0.000	0.000
METHODS OF PROC						
2 Step			0	0	0.000	0.000
Other Formal Adv.....			0	0	0.000	0.000
Neg Comp			0	0	0.000	0.000
Neg Non-Comp			2	66	100.000	100.000
Dir For Govs			0	0	0.000	0.000
Tariff or Reg.....			0	0	0.000	0.000
SMALL BUSINESS AWARDS						
Prime			0	0	0.000	0.000
Total Set-Aside			0	0	0.000	0.000
Partial Set-Aside			0	0	0.000	0.000
LABOR SURPLUS AREA						
Total Set-Aside			0	0	0.000	0.000
Tie Bid Pref			0	0	0.000	0.000
Tot LSA Sm Set-Aside.....			0	0	0.000	0.000
SUB-TOTAL			0	0	0.000	0.000
No Pref Given			2	66	100.000	100.000
MINORITY & DISADVANT						
Lg Minority.....			0	0	0.000	0.000
Sm Minority			0	0	0.000	0.000
8a Minority.....			0	0	0.000	0.000
SUB-TOTAL			0	0	0.000	0.000
WOMEN OWNED						
.....			0	0	0.000	0.000
TYPE OF CONTRACT						
Fixed Price			1	53	50.000	80.303
Cost			0	0	0.000	0.000
Time & Material			1	13	50.000	19.697
Labor Hour			0	0	0.000	0.000
Multi Year			0	0	0.000	0.000
SUBJECT TO STAT REQ						
Walsh Healey Mfr.....			0	0	0.000	0.000
Walsh Healey Dir.....			0	0	0.000	0.000
Service Contracts			1	13	50.000	19.697
Davis Bacon			0	0	0.000	0.000
Not Subject To			1	53	50.000	80.303
KIND OF CONTRACT						
Initial Letter			0	0	0.000	0.000
Def Superseded Ltr			0	0	0.000	0.000
Definitive			2	66	100.000	100.000
Internal Order.....			0	0	0.000	0.000
Modification			0	0	0.000	0.000
GSA Schedule			0	0	0.000	0.000
External Order.....			0	0	0.000	0.000
Term For Default			0	0	0.000	0.000
Term For Conven.....			0	0	0.000	0.000
PRODUCT OR SERVICE						
Supplies & Equipment			0	0	0.000	0.000
Research & Development			0	0	0.000	0.000
Construction			0	0	0.000	0.000
Architect Engineer.....			0	0	0.000	0.000
Automatic Data Processing Services.....			1	13	50.000	19.697
ADP Equipment, Purchase & Lease.....			0	0	0.000	0.000
Real Property, Purchase & Lease.....			0	0	0.000	0.000
Other Services			1	53	50.000	80.303
Consultant Services			0	0	0.000	0.000

*** FAILED TO REPORT ***

COMMODITY FUTURES TRADING COMMISSION SNAPSHOT REPORT

Actions Reported in Summary on SF281

Fourth Quarter Fiscal Year 1984

Part I - Total Prime Acquisition Actions

Acquisition Method	Number of Actions	Net Dollar Amount (000)				
		Total	Small Business Concerns	Large Business Concerns	Educational & Non-Profit Institutions	Outside U.S./ Outlying Areas
1. TOTAL (2+7+8).....	490	308				
2. Subtotal (3+4+5+6).....	490	308				
3. Formally Advertised (Including 2 Step).....	0	0	178	130	0	0
4. Negotiated Competitive.....	10	20	20	0	0	0
5. Negotiated Non-Competitive.....	442	224	135	89	0	0
6. Procurement Under Another Agency's Contracts.....	38	64	23	41	0	0
6A. GSA Schedules.....	38	64	23	41	0	0
6B. Another Agency's Contracts.....	0	0	0	0	0	0
7. Directed Contracts For Foreign Governments.....	0	0	0	0	0	0
8. Tariff Or Regulated Acquisitions.....	0	0				

Part II - Statistics on Selected Types of Acquisition

Type of Acquisition	Number of Actions	Net Dollar Amount (000)
9. Small Business Total Set-Asides.....		
10. Small Business Partial Set-Asides.....	228	155
11. Total Labor Surplus Area Set-Asides.....	0	0
12. Total Labor Surplus Area/Small Business Set-Asides.....	0	0
13. Acquisitions From Minority And Disadvantaged Business Enterprises (13A+13B).....	0	0
13A. Directed To Large Or Small Minority Business Enterprises.....	0	0
13B. Small Business - Disadvantaged 8(A).....	0	0
14. Women-Owned Business.....	0	0

Fourth Quarter Fiscal Year 1984 Year to Date

Part I - Total Prime Acquisition Actions

Acquisition Method	Number of Actions	Net Dollar Amount (000)				
		Total	Small Business Concerns	Large Business Concerns	Educational & Non-Profit Institutions	Outside U.S./ Outlying Areas
1. TOTAL (2+7+8).....	1,712	1,164				
2. Subtotal (3+4+5+6).....	1,620	1,131				
3. Formally Advertised (Including 2 Step).....	0	0	507	624	0	0
4. Negotiated Competitive.....	148	106	99	7	0	0
5. Negotiated Non-Competitive.....	1,237	703	342	361	0	0
6. Procurement Under Another Agency's Contracts.....	235	322	66	256	0	0
6A. GSA Schedules.....	193	306	53	253	0	0
6B. Another Agency's Contracts.....	42	16	13	3	0	0
7. Directed Contracts For Foreign Governments.....	0	0				
8. Tariff Or Regulated Acquisitions.....	92	33				

Part II - Statistics on Selected Types of Acquisition

Type of Acquisition	Number of Actions	Net Dollar Amount (000)
9. Small Business Total Set-Asides.....		
10. Small Business Partial Set-Asides.....	874	461
11. Total Labor Surplus Area Set-Asides.....	0	0
12. Total Labor Surplus Area/Small Business Set-Asides.....	0	0
13. Acquisitions From Minority And Disadvantaged Business Enterprises (13A+13B).....	0	0
13A. Directed To Large Or Small Minority Business Enterprises.....	37	1
13B. Small Business - Disadvantaged 8(A).....	37	1
14. Women-Owned Business.....	0	0

COMMODITY FUTURES TRADING COMMISSION SNAPSHOT REPORT

Actions Reported Individually on SF279 Fourth Quarter Fiscal Year 1984 and Year to Date

	4th Qtr Actions	4th Qtr Dollars (000)	YTD Actions	YTD Dollars (000)	YTD % Actions	YTD % Dollars
Commodity Futures Trading Commission.....	19	459	65	4,358	100.000	100.000
TYPE CONTRACTOR						
Bus Concerns	19	459	65	4,358	100.000	100.000
Educational & Non-Profit	0	0	0	0	0.000	0.000
State Loc Gov.....	0	0	0	0	0.000	0.000
Non-Defined	0	0	0	0	0.000	0.000
METHODS OF PROC						
2 Step	0	0	0	0	0.000	0.000
Other Formal Adv.....	0	0	0	0	0.000	0.000
Neg Comp.....	13	564	44	1,563	67.692	35.865
Neg Non-Comp.....	6	-105	21	2,795	32.308	64.135
Dir For Govs.....	0	0	0	0	0.000	0.000
Tariff or Reg.....	0	0	0	0	0.000	0.000
SMALL BUSINESS AWARDS						
Prime.....	5	133	13	417	20.000	9.569
Total Set-Aside	0	0	0	0	0.000	0.000
Partial Set-Aside	0	0	0	0	0.000	0.000
LABOR SURPLUS AREA						
Total Set-Aside	0	0	0	0	0.000	0.000
Tie Bid Pref.....	0	0	0	0	0.000	0.000
Tot LSA Sm Set-Aside.....	0	0	0	0	0.000	0.000
SUB-TOTAL	0	0	0	0	0.000	0.000
No Pref Given.....	19	459	65	4,358	100.000	100.000
MINORITY & DISADVANT						
Lg Minority.....	0	0	0	0	0.000	0.000
Sm Minority.....	0	0	0	0	0.000	0.000
8a Minority.....	0	0	0	0	0.000	0.000
SUB-TOTAL	0	0	0	0	0.000	0.000
WOMEN OWNED						
.....	0	0	0	0	0.000	0.000
TYPE OF CONTRACT						
Fixed Price.....	18	429	62	4,192	95.385	96.191
Cost.....	0	0	0	0	0.000	0.000
Time & Material.....	0	0	0	0	0.000	0.000
Labor Hour.....	1	30	3	166	4.615	3.809
Multi Year.....	0	0	0	0	0.000	0.000
SUBJECT TO STAT REQ						
Walsh Healey Mfr.....	10	465	37	1,314	56.923	30.151
Walsh Healey Dir.....	2	91	5	174	7.692	3.993
Service Contracts.....	1	30	5	214	7.692	4.911
Davis Bacon.....	0	0	1	25	1.538	0.574
Not Subject To.....	6	-127	17	2,631	26.154	60.372
KIND OF CONTRACT						
Initial Letter.....	0	0	0	0	0.000	0.000
Def Superseded Ltr.....	0	0	0	0	0.000	0.000
Definitive.....	4	94	22	3,116	33.846	71.501
Internal Order.....	0	0	0	0	0.000	0.000
Modification.....	6	-115	6	-115	9.231	-2.639
GSA Schedule.....	9	480	37	1,357	56.923	31.138
External Order.....	0	0	0	0	0.000	0.000
Term For Default.....	0	0	0	0	0.000	0.000
Term For Conven.....	0	0	0	0	0.000	0.000
PRODUCT OR SERVICE						
Supplies & Equipment.....	7	406	26	790	40.000	18.128
Research & Development.....	0	0	0	0	0.000	0.000
Construction.....	0	0	1	25	1.538	0.574
Architect Engineer.....	0	0	0	0	0.000	0.000
Automatic Data Processing Services.....	0	0	3	128	4.615	2.937
ADP Equipment, Purchase & Lease.....	6	169	16	604	24.615	13.860
Real Prop, rty, Purchase & Lease.....	3	-180	11	2,518	16.923	57.779
Other Services.....	3	64	8	293	12.308	6.723
Consultant Services.....	0	0	0	0	0.000	0.000

CONSUMER PRODUCTS SAFETY COMMISSION SNAPSHOT REPORT

Actions Reported in Summary on SF281

Fourth Quarter Fiscal Year 1984

Part I - Total Prime Acquisition Actions

Acquisition Method	Number of Actions	Net Dollar Amount (000)				
		Total	Small Business Concerns	Large Business Concerns	Educational & Non-Profit Institutions	Outside U.S./ Outlying Areas
1. TOTAL (2+7+8).....	358	251				
2. Subtotal (3+4+5+6).....	358	251				
3. Formally Advertised (Including 2 Step).....	0	0	140	104	7	0
4. Negotiated Competitive.....	28	39	31	8	0	0
5. Negotiated Non-Competitive.....	212	99	67	25	7	0
6. Procurement Under Another Agency's Contracts.....	118	113	42	71	0	0
6A. GSA Schedules.....	118	113	42	71	0	0
6B. Another Agency's Contracts.....	0	0	0	0	0	0
7. Directed Contracts For Foreign Governments.....	0	0		0	0	0
8. Tariff Or Regulated Acquisitions.....	0	0				0

Part II - Statistics on Selected Types of Acquisition

Type of Acquisition	Number of Actions	Net Dollar Amount (000)
9. Small Business Total Set-Asides.....	0	0
10. Small Business Partial Set-Asides.....	0	0
11. Total Labor Surplus Area Set-Asides.....	0	0
12. Total Labor Surplus Area/Small Business Set-Asides.....	0	0
13. Acquisitions From Minority And Disadvantaged Business Enterprises (13A+13B).....	7	2
13A. Directed To Large Or Small Minority Business Enterprises.....	7	2
13B. Small Business - Disadvantaged 8(A).....	0	0
14. Women-Owned Business.....	16	27

Fourth Quarter Fiscal Year 1984 Year to Date

Part I - Total Prime Acquisition Actions

Acquisition Method	Number of Actions	Net Dollar Amount (000)				
		Total	Small Business Concerns	Large Business Concerns	Educational & Non-Profit Institutions	Outside U.S./ Outlying Areas
1. TOTAL (2+7+8).....	1,374	1,589				
2. Subtotal (3+4+5+6).....	1,374	1,589				
3. Formally Advertised (Including 2 Step).....	0	0	593	589	407	0
4. Negotiated Competitive.....	208	509	206	42	261	0
5. Negotiated Non-Competitive.....	841	527	264	117	146	0
6. Procurement Under Another Agency's Contracts.....	325	553	123	430	0	0
6A. GSA Schedules.....	325	553	123	430	0	0
6B. Another Agency's Contracts.....	0	0	0	0	0	0
7. Directed Contracts For Foreign Governments.....	0	0		0	0	0
8. Tariff Or Regulated Acquisitions.....	0	0				0

Part II - Statistics on Selected Types of Acquisition

Type of Acquisition	Number of Actions	Net Dollar Amount (000)
9. Small Business Total Set-Asides.....	0	0
10. Small Business Partial Set-Asides.....	0	0
11. Total Labor Surplus Area Set-Asides.....	0	0
12. Total Labor Surplus Area/Small Business Set-Asides.....	0	0
13. Acquisitions From Minority And Disadvantaged Business Enterprises (13A+13B).....	28	14
13A. Directed To Large Or Small Minority Business Enterprises.....	28	14
13B. Small Business - Disadvantaged 8(A).....	0	0
14. Women-Owned Business.....	83	117

CONSUMER PRODUCTS SAFETY COMMISSION SNAPSHOT REPORT

Actions Reported Individually on SF279
Fourth Quarter Fiscal Year 1984 and Year to Date

	4th Qtr Actions	4th Qtr Dollars (000)	YTD Actions	YTD Dollars (000)	YTD % Actions	YTD % Dollars
Consumer Products Safety Commission	27	1,524	82	3,374	100.000	100.000
TYPE CONTRACTOR						
Bus Concerns	23	1,331	56	2,652	68.293	78.601
Educational & Non-Profit	3	146	25	675	30.488	20.006
State Loc Gov	1	47	1	47	1.220	1.393
Non-Defined	0	0	0	0	0.000	0.000
METHODS OF PROC						
2 Step	0	0	0	0	0.000	0.000
Other Formal Adv	0	0	11	163	13.415	4.831
Neg Comp	20	1,206	37	1,988	45.122	58.921
Neg Nor Comp	7	318	34	1,223	41.463	36.248
Dir For C:vs	0	0	0	0	0.000	0.000
Tariff or Reg	0	0	0	0	0.000	0.000
SMALL BUSINESS AWARDS						
Prime	11	690	35	1,783	42.683	52.845
Total Set-Aside	0	0	0	0	0.000	0.000
Partial Set-Aside	0	0	0	0	0.000	0.000
LABOR SURPLUS AREA						
Total Set-Aside	0	0	0	0	0.000	0.000
Tie Bid Pref	0	0	0	0	0.000	0.000
Tot LSA Sm Set-Aside	0	0	0	0	0.000	0.000
SUB-TOTAL	0	0	0	0	0.000	0.000
No Pref Given	27	1,524	82	3,374	100.000	100.000
MINORITY & DISADVANT						
Lg Minority	0	0	0	0	0.000	0.000
Sm Minority	0	0	2	62	2.439	1.838
Ba Minority	4	200	8	538	9.756	15.945
SUB-TOTAL	4	200	10	600	12.195	17.783
WOMEN OWNED	2	56	8	173	9.756	5.127
TYPE OF CONTRACT						
Fixed Price	21	1,009	75	2,834	91.463	83.995
Cost	6	515	7	540	8.537	16.005
Time & Material	0	0	0	0	0.000	0.000
Labor Hour	0	0	0	0	0.000	0.000
Multi Year	0	0	0	0	0.000	0.000
SUBJECT TO STAT REQ						
Walsh Healey Mfr	1	18	2	42	2.439	1.245
Walsh Healey Dir	0	0	0	0	0.000	0.000
Service Contracts	2	28	7	593	8.537	17.576
Davis Bacon	0	0	0	0	0.000	0.000
Not Subject To	24	1,478	73	2,739	89.024	81.180
KIND OF CONTRACT						
Initial Letter	0	0	0	0	0.000	0.000
Def Supersed Ltr	0	0	0	0	0.000	0.000
Definitive	13	937	45	2,329	54.878	69.028
Internal Order	0	0	0	0	0.000	0.000
Modification	3	205	20	549	24.390	16.271
GSA Schedule	10	289	15	383	18.293	11.352
External Order	1	93	2	113	2.439	3.349
Term For Default	0	0	0	0	0.000	0.000
Term For Conven	0	0	0	0	0.000	0.000
PRODUCT OR SERVICE						
Supplies & Equipment	2	58	10	210	12.195	6.224
Research & Development	0	0	0	0	0.000	0.000
Construction	0	0	0	0	0.000	0.000
Architect Engineer	0	0	0	0	0.000	0.000
Automatic Data Processing Services	1	81	2	221	2.439	6.550
ADP Equipment, Purchase & Lease	9	324	11	393	13.415	11.648
Real Property, Purchase & Lease	0	0	0	0	0.000	0.000
Other Services	15	1,061	59	2,550	71.951	75.578
Consultant Services	0	0	1	129	1.220	3.823

ENVIRONMENTAL PROTECTION AGENCY SNAPSHOT REPORT

Actions Reported in Summary on SF281

Fourth Quarter Fiscal Year 1984

Part I - Total Prime Acquisition Actions

Acquisition Method	Number of Actions	Net Dollar Amount (000)				
		Total	Small Business Concerns	Large Business Concerns	Educational & Non-Profit Institutions	Outside U.S./ Outlying Areas
1. TOTAL (2+7+8).....	9,879	9,346				
2. Subtotal (3+4+5+6).....	9,872	9,344				
3. Formally Advertised (Including 2 Step).....	0	0	6,238	2,520	576	10
4. Negotiated Competitive.....	815	2,080	0	0	0	0
5. Negotiated Non-Competitive.....	6,637	4,231	1,764	294	22	0
6. Procurement Under Another Agency's Contracts.....	2,420	3,033	2,687	986	548	10
6A. GSA Schedules.....	1,981	2,731	1,787	1,240	6	0
6B. Another Agency's Contracts.....	439	302	1	944	1	0
7. Directed Contracts For Foreign Governments.....	7	2		296	5	0
8. Tariff Or Regulated Acquisitions.....	0	0				

Part II - Statistics on Selected Types of Acquisition

Type of Acquisition	Number of Actions	Net Dollar Amount (000)
9. Small Business Total Set-Asides.....	4,477	3,977
10. Small Business Partial Set-Asides.....	1	1
11. Total Labor Surplus Area Set-Asides.....	0	0
12. Total Labor Surplus Area/Small Business Set-Asides.....	0	0
13. Acquisitions From Minority And Disadvantaged Business Enterprises (13A+13B).....	271	348
13A. Directed To Large Or Small Minority Business Enterprises.....	255	296
13B. Small Business - Disadvantaged 8(A).....	16	52
14. Women-Owned Business.....	268	240

Fourth Quarter Fiscal Year 1984 Year to Date

Part I - Total Prime Acquisition Actions

Acquisition Method	Number of Actions	Net Dollar Amount (000)				
		Total	Small Business Concerns	Large Business Concerns	Educational & Non-Profit Institutions	Outside U.S./ Outlying Areas
1. TOTAL (2+7+8).....	36,684	37,047				
2. Subtotal (3+4+5+6).....	36,655	37,036				
3. Formally Advertised (Including 2 Step).....	0	0	18,486	16,295	2,205	50
4. Negotiated Competitive.....	2,232	4,765	0	0	0	0
5. Negotiated Non-Competitive.....	26,473	15,965	3,935	747	83	0
6. Procurement Under Another Agency's Contracts.....	7,950	16,306	9,768	4,051	2,096	50
6A. GSA Schedules.....	6,028	14,568	4,783	11,497	26	0
6B. Another Agency's Contracts.....	1,922	1,738	4,717	9,848	3	0
7. Directed Contracts For Foreign Governments.....	29	11	66	1,649	23	0
8. Tariff Or Regulated Acquisitions.....	0	0				

Part II - Statistics on Selected Types of Acquisition

Type of Acquisition	Number of Actions	Net Dollar Amount (000)
9. Small Business Total Set-Asides.....	14,426	10,726
10. Small Business Partial Set-Asides.....	4	3
11. Total Labor Surplus Area Set-Asides.....	0	0
12. Total Labor Surplus Area/Small Business Set-Asides.....	0	0
13. Acquisitions From Minority And Disadvantaged Business Enterprises (13A+13B).....	984	1,231
13A. Directed To Large Or Small Minority Business Enterprises.....	946	1,105
13B. Small Business - Disadvantaged 8(A).....	38	126
14. Women-Owned Business.....	956	775

ENVIRONMENTAL PROTECTION AGENCY SNAPSHOT REPORT

Actions Reported Individually on SF279
Fourth Quarter Fiscal Year 1984 and Year to Date

	4th Qtr Actions	4th Qtr Dollars (000)	YTD Actions	YTD Dollars (000)	YTD % Actions	YTD % Dollars
Environmental Protection Agency	1,577	141,141	4,302	500,469	100.000	100.000
TYPE CONTRACTOR						
Bus Concerns	1,439	130,474	3,961	465,605	92.073	93.034
Educational & Non-Profit	99	9,234	248	29,716	5.765	5.938
State Loc Gov	31	1,158	75	4,312	1.743	0.862
Non-Defined	8	275	18	836	0.418	0.167
METHODS OF PROC						
2 Step	0	0	0	0	0.000	0.000
Other Formal Adv	63	5,953	159	16,401	3.696	3.277
Neg Comp	1,113	120,909	2,808	420,301	65.272	83.981
Neg Non-Comp	401	14,279	1,334	63,537	31.009	12.695
Dir For Conv	0	0	0	0	0.000	0.000
Tariff or Reg	0	0	1	230	0.023	0.046
SMALL BUSINESS AWARDS						
Prime	599	35,978	1,686	137,283	39.191	27.431
Total Set-Aside	196	13,089	556	54,302	12.924	10.850
Partial Set-Aside	5	88	27	937	0.628	0.187
LABOR SURPLUS AREA						
Total Set-Aside	1	2	4	65	0.093	0.013
Tie Bid Pref	1	11	4	166	0.093	0.033
Tot LSA Sm Set-Aside	4	35	14	1,112	0.325	0.222
SUB-TOTAL	6	48	22	1,343	0.511	0.268
No Pref Given	1,571	141,093	4,280	499,126	99.489	99.732
MINORITY & DISADVANT						
Lg Minority	2	178	3	188	0.070	0.038
Sm Minority	14	664	54	2,977	1.255	0.595
Ba Minority	128	5,568	337	21,711	7.834	4.338
SUB-TOTAL	144	6,410	394	24,876	9.159	4.971
WOMEN OWNED						
	36	1,620	120	9,926	2.789	1.983
TYPE OF CONTRACT						
Fixed Price	537	21,627	1,513	61,360	35.170	12.260
Cost	589	89,721	1,630	352,735	37.889	70.481
Time & Material	302	25,231	743	63,875	17.271	12.763
Labor Hour	149	4,562	416	22,499	9.670	4.496
Multi Year	5	299	7	337	0.163	0.067
SUBJECT TO STAT REQ						
Walsh Healey Mfr	333	8,675	1,027	42,279	23.873	8.448
Walsh Healey Dir	64	2,728	87	3,956	2.022	0.790
Service Contracts	351	33,931	1,008	97,743	23.431	19.530
Davis Bacon	17	744	41	1,969	0.953	0.393
Not Subject To	812	95,063	2,139	354,522	49.721	70.838
KIND OF CONTRACT						
Initial Letter	32	3,031	123	13,797	2.859	2.757
Def Supersd Ltr	0	0	0	0	0.000	0.000
Definitive	214	28,949	412	59,310	9.577	11.851
Internal Order	720	30,686	1,755	73,261	40.795	14.638
Modification	563	76,622	1,826	346,550	42.445	69.245
GSA Schedule	48	1,853	186	7,551	4.324	1.509
External Order	0	0	0	0	0.000	0.000
Term For Default	0	0	0	0	0.000	0.000
Term For Conven	0	0	0	0	0.000	0.000
PRODUCT OR SERVICE						
Supplies & Equipment	52	3,755	130	6,445	3.022	1.288
Research & Development	280	29,787	794	101,771	18.457	20.335
Construction	17	744	41	1,969	0.953	0.393
Architect Engineer	69	11,716	116	22,099	2.696	4.416
Automatic Data Processing Services	162	11,190	538	46,708	12.506	9.333
ADP Equipment, Purchase & Lease	197	4,160	401	9,724	9.321	1.943
Real Property, Purchase & Lease	0	0	1	120	0.023	0.024
Other Services	800	79,789	2,281	311,633	53.022	62.268
Consultant Services	39	2,796	100	7,912	2.325	1.581

EQUAL EMPLOYMENT OPPORTUNITY COMMISSION SNAPSHOT REPORT

Actions Reported in Summary on SF281

Fourth Quarter Fiscal Year 1984

Part I - Total Prime Acquisition Actions

Acquisition Method	Number of Actions	Net Dollar Amount (000)				
		Total	Small Business Concerns	Large Business Concerns	Educational & Non-Profit Institutions	Outside U.S./ Outlying Areas
1. TOTAL (2+7+8).....	987	947				
2. Subtotal (3+4+5+6).....	987	947	619	328	0	0
3. Formally Advertised (Including 2 Step).....	0	0	0	0	0	0
4. Negotiated Competitive.....	232	632	425	207	0	0
5. Negotiated Non-Competitive.....	624	179	110	69	0	0
6. Procurement Under Another Agency's Contracts.....	131	136	84	52	0	0
6A. GSA Schedules.....	131	136	84	52	0	0
6B. Another Agency's Contracts.....	0	0	0	0	0	0
7. Directed Contracts For Foreign Governments.....	0	0	0	0	0	0
8. Tariff Or Regulated Acquisitions.....	0	0	0	0	0	0

Part II - Statistics on Selected Types of Acquisition

Type of Acquisition	Number of Actions	Net Dollar Amount (000)
9. Small Business Total Set-Asides.....	0	0
10. Small Business Partial Set-Asides.....	0	0
11. Total Labor Surplus Area Set-Asides.....	0	0
12. Total Labor Surplus Area/Small Business Set-Asides.....	0	0
13. Acquisitions From Minority And Disadvantaged Business Enterprises (13A + 13B).....	0	0
13A. Directed To Large Or Small Minority Business Enterprises.....	0	0
13B. Small Business - Disadvantaged 8(A).....	0	0
14. Women-Owned Business.....	0	0

Fourth Quarter Fiscal Year 1984 Year to Date

Part I - Total Prime Acquisition Actions

Acquisition Method	Number of Actions	Net Dollar Amount (000)				
		Total	Small Business Concerns	Large Business Concerns	Educational & Non-Profit Institutions	Outside U.S./ Outlying Areas
1. TOTAL (2+7+8).....	3,973	3,198				
2. Subtotal (3+4+5+6).....	3,973	3,198	1,885	1,313	0	0
3. Formally Advertised (Including 2 Step).....	0	0	0	0	0	0
4. Negotiated Competitive.....	1,101	2,065	1,403	662	0	0
5. Negotiated Non-Competitive.....	2,293	405	254	151	0	0
6. Procurement Under Another Agency's Contracts.....	579	728	228	500	0	0
6A. GSA Schedules.....	579	728	228	500	0	0
6B. Another Agency's Contracts.....	0	0	0	0	0	0
7. Directed Contracts For Foreign Governments.....	0	0	0	0	0	0
8. Tariff Or Regulated Acquisitions.....	0	0	0	0	0	0

Part II - Statistics on Selected Types of Acquisition

Type of Acquisition	Number of Actions	Net Dollar Amount (000)
9. Small Business Total Set-Asides.....	0	0
10. Small Business Partial Set-Asides.....	0	0
11. Total Labor Surplus Area Set-Asides.....	0	0
12. Total Labor Surplus Area/Small Business Set-Asides.....	0	0
13. Acquisitions From Minority And Disadvantaged Business Enterprises (13A + 13B).....	0	0
13A. Directed To Large Or Small Minority Business Enterprises.....	0	0
13B. Small Business - Disadvantaged 8(A).....	0	0
14. Women-Owned Business.....	0	0

EQUAL EMPLOYMENT OPPORTUNITY COMMISSION SNAPSHOT REPORT

Actions Reported Individually on SF279

Fourth Quarter Fiscal Year 1984 and Year to Date

	4th Qtr Actions	4th Qtr Dollars (000)	YTD Actions	YTD Dollars (000)	YTD % Actions	YTD % Dollars
Equal Employment Opportunity Commission.....	108	4,760	359	23,707	100.000	100.000
TYPE CONTRACTOR						
Bus Concerns	54	3,536	126	6,178	35.097	26.060
Educational & Non-Profit	0	0	0	0	0.000	0.000
State Loc Gov.....	54	1,224	233	17,529	64.903	73.940
Non-Defined	0	0	0	0	0.000	0.000
METHODS OF PROC						
2 Step	0	0	1	30	0.279	0.127
Other Formal Adv.....	0	0	0	0	0.000	0.000
Neg Comp	35	2,543	91	4,515	25.348	19.045
Neg Non-Comp	73	2,217	267	19,162	74.373	80.828
Dir For Govs	0	0	0	0	0.000	0.000
Tariff or Reg.....	0	0	0	0	0.000	0.000
SMALL BUSINESS AWARDS						
Prime	40	2,019	61	2,769	16.992	11.680
Total Set-Aside	2	73	2	73	0.557	0.308
Partial Set-Aside	0	0	0	0	0.000	0.000
LABOR SURPLUS AREA						
Total Set-Aside	0	0	0	0	0.000	0.000
Tie Bid Pref	0	0	0	0	0.000	0.000
Tot LSA Sm Set-Aside.....	0	0	0	0	0.000	0.000
SUB-TOTAL	0	0	0	0	0.000	0.000
No Pref Given	108	4,760	359	23,707	100.000	100.000
MINORITY & DISADVANT						
Lg Minority	0	0	0	0	0.000	0.000
Sm Minority	6	159	10	206	2.786	0.869
8a Minority	1	20	3	189	0.836	0.797
SUB-TOTAL	7	179	13	395	3.621	1.666
WOMEN OWNED						
	2	30	3	112	0.836	0.472
TYPE OF CONTRACT						
Fixed Price	89	3,600	331	21,988	92.201	92.749
Cost	7	225	12	553	3.343	2.333
Time & Material	3	421	3	421	0.836	1.776
Labor Hour	9	514	13	745	3.621	3.143
Multi Year	1	40	2	135	0.557	0.569
SUBJECT TO STAT REQ						
Walsh Healey Mfr.....	14	897	14	897	3.900	3.784
Walsh Healey Dir.....	5	194	13	584	3.621	2.463
Service Contracts	79	3,114	320	21,542	89.136	90.868
Davis Bacon	0	0	0	0	0.000	0.000
Not Subject To	10	555	12	684	3.343	2.885
KIND OF CONTRACT						
Initial Letter	0	0	1	250	0.279	1.055
Def Supersed Ltr.....	0	0	0	0	0.000	0.000
Definitive	23	1,194	143	18,005	39.833	75.948
Internal Order	0	0	0	0	0.000	0.000
Modification	69	2,529	154	2,980	42.897	12.570
GSA Schedule	16	1,037	60	2,453	16.713	10.347
External Order	0	0	1	19	0.279	0.080
Term For Default.....	0	0	0	0	0.000	0.000
Term For Conven.....	0	0	0	0	0.000	0.000
PRODUCT OR SERVICE						
Supplies & Equipment	10	496	13	590	3.621	2.489
Research & Development	0	0	0	0	0.000	0.000
Construction	0	0	0	0	0.000	0.000
Architect Engineer.....	0	0	0	0	0.000	0.000
Automatic Data Processing Services.....	5	134	8	162	2.228	0.683
ADP Equipment, Purchase & Lease.....	10	617	20	992	5.571	4.184
Real Property, Purchase & Lease.....	0	0	0	0	0.000	0.000
Other Services	83	3,513	318	21,963	88.579	92.644
Consultant Services	5	114	5	114	1.393	0.481

FEDERAL COMMUNICATIONS COMMISSION SNAPSHOT REPORT

Actions Reported in Summary on SF281

Fourth Quarter Fiscal Year 1984

Part I - Total Prime Acquisition Actions

Acquisition Method	Number of Actions	Net Dollar Amount (000)				
		Total	Small Business Concerns	Large Business Concerns	Educational & Non-Profit Institutions	Outside U.S./ Outlying Areas
1. TOTAL (2+7+8).....	507	509				
2. Subtotal (3+4+5+6).....	507	509				
3. Formally Advertised (Including 2 Step).....	0	0	293	186	30	0
4. Negotiated Competitive.....	42	96	0	0	0	0
5. Negotiated Non-Competitive.....	408	274	75	21	0	0
6. Procurement Under Another Agency's Contracts.....	57	139	155	89	30	0
6A. GSA Schedules.....	57	139	63	76	0	0
6B. Another Agency's Contracts.....	0	0	63	76	0	0
7. Directed Contracts For Foreign Governments.....	0	0	0	0	0	0
8. Tariff Or Regulated Acquisitions.....	0	0	0	0	0	0

Part II - Statistics on Selected Types of Acquisition

Type of Acquisition	Number of Actions	Net Dollar Amount (000)
9. Small Business Total Set-Asides.....		
10. Small Business Partial Set-Asides.....	0	0
11. Total Labor Surplus Area Set-Asides.....	0	0
12. Total Labor Surplus Area/Small Business Set-Asides.....	0	0
13. Acquisitions From Minority And Disadvantaged Business Enterprises (13A+13B).....	0	0
13A. Directed To Large Or Small Minority Business Enterprises.....	0	0
13B. Small Business - Disadvantaged 8(A).....	0	0
14. Women-Owned Business.....	0	0

Fourth Quarter Fiscal Year 1984 Year to Date

Part I - Total Prime Acquisition Actions

Acquisition Method	Number of Actions	Net Dollar Amount (000)				
		Total	Small Business Concerns	Large Business Concerns	Educational & Non-Profit Institutions	Outside U.S./ Outlying Areas
1. TOTAL (2+7+8).....	1,504	1,825				
2. Subtotal (3+4+5+6).....	1,504	1,825				
3. Formally Advertised (Including 2 Step).....	0	0	812	936	77	0
4. Negotiated Competitive.....	131	368	0	0	0	0
5. Negotiated Non-Competitive.....	1,269	1,116	234	134	0	0
6. Procurement Under Another Agency's Contracts.....	170	341	419	620	77	0
6A. GSA Schedules.....	170	341	159	182	0	0
6B. Another Agency's Contracts.....	0	0	159	182	0	0
7. Directed Contracts For Foreign Governments.....	0	0	0	0	0	0
8. Tariff Or Regulated Acquisitions.....	0	0	0	0	0	0

Part II - Statistics on Selected Types of Acquisition

Type of Acquisition	Number of Actions	Net Dollar Amount (000)
9. Small Business Total Set-Asides.....		
10. Small Business Partial Set-Asides.....	0	0
11. Total Labor Surplus Area Set-Asides.....	0	0
12. Total Labor Surplus Area/Small Business Set-Asides.....	0	0
13. Acquisitions From Minority And Disadvantaged Business Enterprises (13A+13B).....	0	0
13A. Directed To Large Or Small Minority Business Enterprises.....	4	5
13B. Small Business - Disadvantaged 8(A).....	4	5
14. Women-Owned Business.....	0	0

FEDERAL COMMUNICATIONS COMMISSION SNAPSHOT REPORT

Actions Reported Individually on SF279 Fourth Quarter Fiscal Year 1984 and Year to Date

	4th Qtr Actions	4th Qtr Dollars (000)	YTD Actions	YTD Dollars (000)	YTD % Actions	YTD % Dollars
Federal Communications Commission.....	15	1,186	29	1,531	100.000	100.000
TYPE CONTRACTOR						
Bus Concerns	15	1,186	29	1,531	100.000	100.000
Educational & Non-Profit.....	0	0	0	0	0.000	0.000
State Loc Gov.....	0	0	0	0	0.000	0.000
Non-Defined	0	0	0	0	0.000	0.000
METHODS OF PROC						
2 Step	0	0	0	0	0.000	0.000
Other Formal Adv.....	5	438	15	694	51.724	45.330
Neg Comp	8	664	12	753	41.379	49.184
Neg Non-Comp.....	2	84	2	84	6.897	5.487
Dir For Govs.....	0	0	0	0	0.000	0.000
Tariff or Reg.....	0	0	0	0	0.000	0.000
SMALL BUSINESS AWARDS						
Prime	10	997	15	1,109	51.724	72.436
Total Set-Aside	0	0	0	0	0.000	0.000
Partial Set-Aside	0	0	0	0	0.000	0.000
LABOR SURPLUS AREA						
Total Set-Aside	0	0	0	0	0.000	0.000
Tie Bid Pref.....	0	0	0	0	0.000	0.000
Tot LSA Sm Set-Aside.....	1	329	1	329	3.448	21.489
SUB-TOTAL	1	329	1	329	3.448	21.489
No Pref Given.....	14	857	28	1,202	96.552	78.511
MINORITY & DISADVANT						
Lg Minority.....	0	0	0	0	0.000	0.000
Sm Minority.....	0	0	0	0	0.000	0.000
8a Minority.....	1	61	1	61	3.448	3.984
SUB-TOTAL	1	61	1	61	3.448	3.984
WOMEN OWNED						
	0	0	0	0	0.000	0.000
TYPE OF CONTRACT						
Fixed Price	15	1,186	29	1,531	100.000	100.000
Cost.....	0	0	0	0	0.000	0.000
Time & Material.....	0	0	0	0	0.000	0.000
Labor Hour	0	0	0	0	0.000	0.000
Multi Year	2	81	4	139	13.793	9.079
SUBJECT TO STAT REQ						
Walsh Healey Mfr.....	0	0	0	0	0.000	0.000
Walsh Healey Dir.....	0	0	0	0	0.000	0.000
Service Contracts.....	0	0	0	0	0.000	0.000
Davis Bacon.....	0	0	0	0	0.000	0.000
Not Subject To	15	1,186	29	1,531	100.000	100.000
KIND OF CONTRACT						
Initial Letter	0	0	0	0	0.000	0.000
Def Supersd Ltr.....	0	0	0	0	0.000	0.000
Definitive	6	669	7	685	24.138	44.742
Internal Order.....	2	178	4	236	13.793	15.415
Modification.....	0	0	0	0	0.000	0.000
GSA Schedule.....	7	339	18	610	62.069	39.843
External Order.....	0	0	0	0	0.000	0.000
Term For Default.....	0	0	0	0	0.000	0.000
Term For Conven.....	0	0	0	0	0.000	0.000
PRODUCT OR SERVICE						
Supplies & Equipment	5	507	7	544	24.138	35.532
Research & Development.....	0	0	0	0	0.000	0.000
Construction.....	0	0	0	0	0.000	0.000
Architect Engineer.....	0	0	0	0	0.000	0.000
Automatic Data Processing Services.....	0	0	0	0	0.000	0.000
ADP Equipment, Purchase & Lease.....	9	350	20	642	68.966	41.933
Real Property, Purchase & Lease.....	0	0	0	0	0.000	0.000
Other Services.....	1	329	2	345	6.897	22.534
Consultant Services	0	0	0	0	0.000	0.000

FEDERAL ELECTION COMMISSION SNAPSHOT REPORT

Actions Reported in Summary on SF281

Fourth Quarter Fiscal Year 1984

Part I - Total Prime Acquisition Actions

Acquisition Method	Number of Actions	Net Dollar Amount (000)				
		Total	Small Business Concerns	Large Business Concerns	Educational & Non-Profit Institutions	Outside U.S./ Outlying Areas
1. TOTAL (2+7+8).....	356	285				
2. Subtotal (3+4+5+6).....	339	267	69	193	5	0
3. Formally Advertised (Including 2 Step).....	0	0	0	0	0	0
4. Negotiated Competitive.....	0	0	0	0	0	0
5. Negotiated Non-Competitive.....	193	102	36	66	0	0
6. Procurement Under Another Agency's Contracts.....	146	165	33	127	5	0
6A. GSA Schedules.....	48	88	4	84	0	0
6B. Another Agency's Contracts.....	98	77	29	43	5	0
7. Directed Contracts For Foreign Governments.....	0	0				
8. Tariff Or Regulated Acquisitions.....	17	18				

Part II - Statistics on Selected Types of Acquisition

Type of Acquisition	Number of Actions	Net Dollar Amount (000)
9. Small Business Total Set-Asides.....	0	0
10. Small Business Partial Set-Asides.....	0	0
11. Total Labor Surplus Area Set-Asides.....	0	0
12. Total Labor Surplus Area/Small Business Set-Asides.....	0	0
13. Acquisitions From Minority And Disadvantaged Business Enterprises (13A + 13B).....	0	0
13A. Directed To Large Or Small Minority Business Enterprises.....	0	0
13B. Small Business - Disadvantaged 8(A).....	0	0
14. Women-Owned Business.....	0	0

Fourth Quarter Fiscal Year 1984 Year to Date

Part I - Total Prime Acquisition Actions

Acquisition Method	Number of Actions	Net Dollar Amount (000)				
		Total	Small Business Concerns	Large Business Concerns	Educational & Non-Profit Institutions	Outside U.S./ Outlying Areas
1. TOTAL (2+7+8).....	1,262	758				
2. Subtotal (3+4+5+6).....	1,215	681	242	419	20	0
3. Formally Advertised (Including 2 Step).....	0	0	0	0	0	0
4. Negotiated Competitive.....	0	0	0	0	0	0
5. Negotiated Non-Competitive.....	886	376	180	183	13	0
6. Procurement Under Another Agency's Contracts.....	329	305	62	236	7	0
6A. GSA Schedules.....	152	201	19	182	0	0
6B. Another Agency's Contracts.....	177	104	43	54	7	0
7. Directed Contracts For Foreign Governments.....	0	0				
8. Tariff Or Regulated Acquisitions.....	47	77				

Part II - Statistics on Selected Types of Acquisition

Type of Acquisition	Number of Actions	Net Dollar Amount (000)
9. Small Business Total Set-Asides.....	0	0
10. Small Business Partial Set-Asides.....	0	0
11. Total Labor Surplus Area Set-Asides.....	0	0
12. Total Labor Surplus Area/Small Business Set-Asides.....	0	0
13. Acquisitions From Minority And Disadvantaged Business Enterprises (13A + 13B).....	0	0
13A. Directed To Large Or Small Minority Business Enterprises.....	0	0
13B. Small Business - Disadvantaged 8(A).....	0	0
14. Women-Owned Business.....	0	0

FEDERAL ELECTION COMMISSION SNAPSHOT REPORT

Actions Reported Individually on SF279
Fourth Quarter Fiscal Year 1984 and Year to Date

	4th Qtr Actions	4th Qtr Dollars (000)	YTD Actions	YTD Dollars (000)	YTD % Actions	YTD % Dollars
Federal Election Commission	8	250	21	789	100.000	100.000
TYPE CONTRACTOR						
Bus Concerns	8	250	21	789	100.000	100.000
Educational & Non-Profit	0	0	0	0	0.000	0.000
State Loc Gov.....	0	0	0	0	0.000	0.000
Non-Defined	0	0	0	0	0.000	0.000
METHODS OF PROC						
2 Step	4	169	12	614	57.143	77.820
Other Formal Adv.....	1	35	2	84	9.524	10.646
Neg Comp.....	2	22	4	43	19.048	5.450
Neg Non-Comp.....	1	24	2	35	9.524	4.436
Dir For Govs.....	0	0	0	0	0.000	0.000
Tariff or Reg.....	0	0	1	13	4.762	1.648
SMALL BUSINESS AWARDS						
Prime.....	0	0	2	60	9.524	7.605
Total Set-Aside.....	0	0	0	0	0.000	0.000
Partial Set-Aside.....	0	0	0	0	0.000	0.000
LABOR SURPLUS AREA						
Total Set-Aside.....	0	0	0	0	0.000	0.000
Tie Bid Pref.....	0	0	0	0	0.000	0.000
Tot LSA Sm Set-Aside.....	0	0	0	0	0.000	0.000
SUB-TOTAL.....	0	0	0	0	0.000	0.000
No Pref Given.....	8	250	21	789	100.000	100.000
MINORITY & DISADVANT						
Lg Minority.....	0	0	0	0	0.000	0.000
Sm Minority.....	0	0	0	0	0.000	0.000
8a Minority.....	0	0	0	0	0.000	0.000
SUB-TOTAL.....	0	0	0	0	0.000	0.000
WOMEN OWNED.....						
0	0	0	0	0	0.000	0.000
TYPE OF CONTRACT						
Fixed Price.....	8	250	21	789	100.000	100.000
Cost.....	0	0	0	0	0.000	0.000
Time & Material.....	0	0	0	0	0.000	0.000
Labor Hour.....	0	0	0	0	0.000	0.000
Multi Year.....	4	169	13	663	61.905	84.030
SUBJECT TO STAT REQ						
Walsh Healey Mfr.....	1	11	2	22	9.524	2.788
Walsh Healey Dir.....	1	24	2	35	9.524	4.436
Service Contracts.....	0	0	0	0	0.000	0.000
Davis Bacon.....	0	0	0	0	0.000	0.000
Not Subject To.....	6	215	17	732	80.952	92.776
KIND OF CONTRACT						
Initial Letter.....	0	0	0	0	0.000	0.000
Def Supersd Ltr.....	0	0	0	0	0.000	0.000
Definitive.....	2	59	3	108	14.286	13.688
Internal Order.....	4	169	12	614	57.143	77.820
Modification.....	0	0	0	0	0.000	0.000
GSA Schedule.....	2	22	6	67	26.571	8.492
External Order.....	0	0	0	0	0.000	0.000
Term For Default.....	0	0	0	0	0.000	0.000
Term For Conven.....	0	0	0	0	0.000	0.000
PRODUCT OR SERVICE						
Supplies & Equipment.....	3	46	6	81	28.571	10.266
Research & Development.....	0	0	0	0	0.000	0.000
Construction.....	0	0	0	0	0.000	0.000
Architect Engineer.....	0	0	0	0	0.000	0.000
Automatic Data Processing Services.....	4	169	12	614	57.143	77.820
ADP Equipment, Purchase & Lease.....	0	0	0	0	0.000	0.000
Real Property, Purchase & Lease.....	0	0	0	0	0.000	0.000
Other Services.....	1	35	3	94	14.286	11.914
Consultant Services.....	1	35	1	35	4.762	4.436

FEDERAL EMERGENCY MANAGEMENT AGENCY SNAPSHOT REPORT

Actions Reported in Summary on SF281

Fourth Quarter Fiscal Year 1984

Part I - Total Prime Acquisition Actions

Acquisition Method	Number of Actions	Net Dollar Amount (000)				
		Total	Small Business Concerns	Large Business Concerns	Educational & Non-Profit Institutions	Outside U.S./ Outlying Areas
1. TOTAL (2+7+8).....	1,873	2,615				
2. Subtotal (3+4+5+6).....	1,872	2,607				
3. Formally Advertised (Including 2 Step).....	0	0	1,887	977	-257	0
4. Negotiated Competitive.....	501	837	0	0	0	0
5. Negotiated Non-Competitive.....	945	364	755	82	0	0
6. Procurement Under Another Agency's Contracts.....	426	1,406	460	188	-284	0
6A. GSA Schedules.....	422	1,392	672	707	27	0
6B. Another Agency's Contracts.....	4	14	663	702	27	0
7. Directed Contracts For Foreign Governments.....	0	0	9	5	0	0
8. Tariff Or Regulated Acquisitions.....	1	8				

Part II - Statistics on Selected Types of Acquisition

Type of Acquisition	Number of Actions	Net Dollar Amount (000)
9. Small Business Total Set-Asides.....		
10. Small Business Partial Set-Asides.....	381	444
11. Total Labor Surplus Area Set-Asides.....	0	0
12. Total Labor Surplus Area/Small Business Set-Asides.....	0	0
13. Acquisitions From Minority And Disadvantaged Business Enterprises (13A+13B).....	381	444
13A. Directed To Large Or Small Minority Business Enterprises.....	45	41
13B. Small Business - Disadvantaged 8(A).....	38	26
14. Women-Owned Business.....	7	15
	15	39

Fourth Quarter Fiscal Year 1984 Year to Date

Part I - Total Prime Acquisition Actions

Acquisition Method	Number of Actions	Net Dollar Amount (000)				
		Total	Small Business Concerns	Large Business Concerns	Educational & Non-Profit Institutions	Outside U.S./ Outlying Areas
1. TOTAL (2+7+8).....	4,977	8,398				
2. Subtotal (3+4+5+6).....	4,972	8,386				
3. Formally Advertised (Including 2 Step).....	0	0	5,364	3,143	-121	0
4. Negotiated Competitive.....	1,463	2,261	0	0	0	0
5. Negotiated Non-Competitive.....	2,552	3,218	1,974	287	0	0
6. Procurement Under Another Agency's Contracts.....	957	2,907	2,288	1,195	-265	0
6A. GSA Schedules.....	931	2,739	1,102	1,661	144	0
6B. Another Agency's Contracts.....	26	168	965	1,630	144	0
7. Directed Contracts For Foreign Governments.....	0	0	137	31	0	0
8. Tariff Or Regulated Acquisitions.....	5	12				

Part II - Statistics on Selected Types of Acquisition

Type of Acquisition	Number of Actions	Net Dollar Amount (000)
9. Small Business Total Set-Asides.....		
10. Small Business Partial Set-Asides.....	826	1,374
11. Total Labor Surplus Area Set-Asides.....	0	0
12. Total Labor Surplus Area/Small Business Set-Asides.....	14	-1
13. Acquisitions From Minority And Disadvantaged Business Enterprises (13A+13B).....	395	452
13A. Directed To Large Or Small Minority Business Enterprises.....	69	131
13B. Small Business - Disadvantaged 8(A).....	55	75
14. Women-Owned Business.....	14	56
	78	155

FEDERAL EMERGENCY MANAGEMENT AGENCY SNAPSHOT REPORT

Actions Reported Individually on SF279

Fourth Quarter Fiscal Year 1984 and Year to Date

	4th Qtr Actions	4th Qtr Dollars (000)	YTD Actions	YTD Dollars (000)	YTD % Actions	YTD % Dollars
Federal Emergency Management Agency.....	239	37,975	594	309,035	100.000	100.000
TYPE CONTRACTOR						
Bus Concerns.....	219	34,979	557	304,276	93.771	98.460
Educational & Non-Profit.....	17	2,806	31	4,507	5.219	1.458
State Loc Gov.....	3	190	6	252	1.010	0.082
Non-Defined.....	0	0	0	0	0.000	0.000
METHODS OF PROC						
2 Step.....	0	0	0	0	0.000	0.000
Other Formal Adv.....	9	606	29	2,885	4.882	0.934
Neg Comp.....	162	29,561	353	266,095	59.428	86.105
Neg Non-Comp.....	65	6,094	165	20,443	27.778	6.615
Dir For Govs.....	0	0	0	0	0.000	0.000
Tariff or Reg.....	3	1,714	47	19,612	7.912	6.346
SMALL BUSINESS AWARDS						
Prime.....	123	15,056	291	31,881	48.990	10.316
Total Set-Aside.....	24	2,671	46	3,837	7.744	1.242
Partial Set-Aside.....	0	0	0	0	0.000	0.000
LABOR SURPLUS AREA						
Total Set-Aside.....	0	0	1	78	0.168	0.025
Tie Bid Pref.....	0	0	0	0	0.000	0.000
Tot LSA Sm Set-Aside.....	0	0	0	0	0.000	0.000
SUB-TOTAL.....	0	0	1	78	0.168	0.025
No Pref Given.....	239	37,975	593	308,957	99.832	99.975
MINORITY & DISADVANT						
Lg Minority.....	1	371	1	371	0.168	0.120
Sm Minority.....	5	873	12	1,043	2.020	0.338
8a Minority.....	21	1,884	57	6,838	9.596	2.213
SUB-TOTAL.....	27	3,128	70	8,252	11.785	2.670
WOMEN OWNED.....						
	2	198	7	316	1.178	0.102
TYPE OF CONTRACT						
Fixed Price.....	88	8,017	291	36,778	48.990	11.901
Cost.....	139	29,337	254	270,948	42.761	87.676
Time & Material.....	1	250	6	445	1.010	0.144
Labor Hour.....	11	371	43	864	7.239	0.280
Multi Year.....	12	1,106	27	3,265	4.545	1.057
SUBJECT TO STAT REQ						
Walsh Healey Mfr.....	17	730	62	6,098	10.438	1.973
Walsh Healey Dir.....	1	32	2	55	0.337	0.018
Service Contracts.....	40	2,842	122	25,771	20.539	8.339
Davis Bacon.....	11	1,830	21	2,560	3.535	0.828
Not Subject To.....	170	32,541	387	274,551	65.152	88.841
KIND OF CONTRACT						
Initial Letter.....	0	0	0	0	0.000	0.000
Def Supersd Ltr.....	0	0	0	0	0.000	0.000
Definitive.....	113	21,449	179	30,458	30.135	9.856
Internal Order.....	20	343	85	2,210	14.310	0.715
Modification.....	92	15,754	236	273,583	39.731	88.528
GSA Schedule.....	13	419	57	3,377	9.596	1.093
External Order.....	1	10	37	-593	6.229	-0.192
Term For Default.....	0	0	0	0	0.000	0.000
Term For Conven.....	0	0	0	0	0.000	0.000
PRODUCT OR SERVICE						
Supplies & Equipment.....	32	7,439	72	41,360	12.121	13.384
Research & Development.....	15	1,206	30	6,107	5.051	1.976
Construction.....	11	1,830	21	2,560	3.535	0.828
Architect Engineer.....	78	13,969	148	31,128	24.916	10.073
Automatic Data Processing Services.....	11	814	18	3,012	3.030	0.975
ADP Equipment, Purchase & Lease.....	8	324	34	1,854	5.724	0.600
Real Property, Purchase & Lease.....	0	0	0	0	0.000	0.000
Other Services.....	84	12,393	271	223,014	45.623	72.165
Consultant Services.....	11	2,629	28	8,647	4.714	2.798

FEDERAL LABOR RELATIONS AUTHORITY SNAPSHOT REPORT

Actions Reported in Summary on SF281

Fourth Quarter Fiscal Year 1984

Part I - Total Prime Acquisition Actions

Acquisition Method	Number of Actions	Net Dollar Amount (000)				
		Total	Small Business Concerns	Large Business Concerns	Educational & Non-Profit Institutions	Outside U.S./ Outlying Areas
1. TOTAL (2+7+8).....	171	108				
2. Subtotal (3+4+5+6).....	171	108				
3. Formally Advertised (Including 2 Step)	5	24	57	51	0	0
4. Negotiated Competitive.....	7	8	24	0	0	0
5. Negotiated Non-Competitive	81	24	8	0	0	0
6. Procurement Under Another Agency's Contracts.....	78	52	1	23	0	0
6A. GSA Schedules.....	76	51	24	28	0	0
6B. Another Agency's Contracts.....	2	1	0	27	0	0
7. Directed Contracts For Foreign Governments	0	0	0	1	0	0
8. Tariff Or Regulated Acquisitions.....	0	0				

Part II - Statistics on Selected Types of Acquisition

Type of Acquisition	Number of Actions	Net Dollar Amount (000)
9. Small Business Total Set-Asides	95	55
10. Small Business Partial Set-Asides.....	0	0
11. Total Labor Surplus Area Set-Asides.....	0	0
12. Total Labor Surplus Area/Small Business Set-Asides	0	0
13. Acquisitions From Minority And Disadvantaged Business Enterprises (13A+13B).....	0	0
13A. Directed To Large Or Small Minority Business Enterprises.....	0	0
13B. Small Business - Disadvantaged 8(A)	0	0
14. Women-Owned Business.....	0	0

Fourth Quarter Fiscal Year 1984 Year to Date

Part I - Total Prime Acquisition Actions

Acquisition Method	Number of Actions	Net Dollar Amount (000)				
		Total	Small Business Concerns	Large Business Concerns	Educational & Non-Profit Institutions	Outside U.S./ Outlying Areas
1. TOTAL (2+7+8).....	632	467				
2. Subtotal (3+4+5+6).....	632	467				
3. Formally Advertised (Including 2 Step)	13	84	224	242	0	1
4. Negotiated Competitive.....	20	33	84	0	0	0
5. Negotiated Non-Competitive	343	110	33	0	0	0
6. Procurement Under Another Agency's Contracts.....	256	240	58	51	0	1
6A. GSA Schedules.....	253	232	49	191	0	0
6B. Another Agency's Contracts.....	3	8	0	183	0	0
7. Directed Contracts For Foreign Governments	0	0	0	8	0	0
8. Tariff Or Regulated Acquisitions.....	0	0				

Part II - Statistics on Selected Types of Acquisition

Type of Acquisition	Number of Actions	Net Dollar Amount (000)
9. Small Business Total Set-Asides	355	221
10. Small Business Partial Set-Asides.....	0	0
11. Total Labor Surplus Area Set-Asides.....	0	0
12. Total Labor Surplus Area/Small Business Set-Asides	0	0
13. Acquisitions From Minority And Disadvantaged Business Enterprises (13A+13B).....	13	13
13A. Directed To Large Or Small Minority Business Enterprises.....	13	13
13B. Small Business - Disadvantaged 8(A)	0	0
14. Women-Owned Business.....	11	13

FEDERAL LABOR RELATIONS AUTHORITY SNAPSHOT REPORT

Actions Reported Individually on SF279 Fourth Quarter Fiscal Year 1984 and Year to Date

	4th Qtr Actions	4th Qtr Dollars (000)	YTD Actions	YTD Dollars (000)	YTD % Actions	YTD % Dollars
Federal Labor Relations Authority.....	6	193	17	456	100.000	100.000
TYPE CONTRACTOR						
Bus Concerns	6	193	17	456	100.000	100.000
Educational & Non-Profit	0	0	0	0	0.000	0.000
State Loc Gov.....	0	0	0	0	0.000	0.000
Non-Defined	0	0	0	0	0.000	0.000
METHODS OF PROC						
2 Step	0	0	0	0	0.000	0.000
Other Formal Adv.....	0	0	1	19	5.882	4.167
Neg Comp.....	6	193	15	406	88.235	89.035
Neg Non-Comp.....	0	0	1	31	5.882	6.798
Dir For Gvns.....	0	0	0	0	0.000	0.000
Tariff or Reg.....	0	0	0	0	0.000	0.000
SMALL BUSINESS AWARDS						
Prime.....	1	22	2	41	11.765	8.991
Total Set-Aside	0	0	0	0	0.000	0.000
Partial Set-Aside	0	0	0	0	0.000	0.000
LABOR SURPLUS AREA						
Total Set-Aside	0	0	0	0	0.000	0.000
Tie Bid Pref.....	0	0	0	0	0.000	0.000
Tot LSA Sm Set-Aside.....	0	0	0	0	0.000	0.000
SUB-TOTAL	0	0	0	0	0.000	0.000
No Pref Given.....	6	193	17	456	100.000	100.000
MINORITY & DISADVANT						
Lg Minority.....	0	0	0	0	0.000	0.000
Sm Minority.....	0	0	0	0	0.000	0.000
8a Minority.....	0	0	0	0	0.000	0.000
SUB-TOTAL	0	0	0	0	0.000	0.000
WOMEN OWNED.....						
0	0	0	0	0	0.000	0.000
TYPE OF CONTRACT						
Fixed Price.....	6	193	17	456	100.000	100.000
Cost.....	0	0	0	0	0.000	0.000
Time & Material.....	0	0	0	0	0.000	0.000
Labor Hour.....	0	0	0	0	0.000	0.000
Multi Year.....	0	0	0	0	0.000	0.000
SUBJECT TO STAT REQ						
Walsh Healey Mfr.....	5	171	16	434	94.118	95.175
Walsh Healey Dir.....	1	22	1	22	5.882	4.825
Service Contracts.....	0	0	0	0	0.000	0.000
Davis Bacon.....	0	0	0	0	0.000	0.000
Not Subject To.....	0	0	0	0	0.000	0.000
KIND OF CONTRACT						
Initial Letter.....	0	0	0	0	0.000	0.000
Def Supersd Ltr.....	0	0	0	0	0.000	0.000
Definitive.....	0	0	1	31	5.882	6.798
Internal Order.....	0	0	0	0	0.000	0.000
Modification.....	0	0	0	0	0.000	0.000
GSA Schedule.....	6	193	14	399	82.353	87.500
External Order.....	0	0	2	26	11.765	5.702
Term For Default.....	0	0	0	0	0.000	0.000
Term For Conven.....	0	0	0	0	0.000	0.000
PRODUCT OR SERVICE						
Supplies & Equipment.....	4	80	12	281	70.588	61.623
Research & Development.....	0	0	0	0	0.000	0.000
Construction.....	0	0	0	0	0.000	0.000
Architect Engineer.....	0	0	0	0	0.000	0.000
Automatic Data Processing Services.....	0	0	0	0	0.000	0.000
ADP Equipment, Purchase & Lease.....	2	113	5	175	29.412	38.377
Real Property, Purchase & Lease.....	0	0	0	0	0.000	0.000
Other Services.....	0	0	0	0	0.000	0.000
Consultant Services.....	0	0	0	0	0.000	0.000

FEDERAL MARITIME COMMISSION SNAPSHOT REPORT

Actions Reported in Summary on SF281

Fourth Quarter Fiscal Year 1984

Part I - Total Prime Acquisition Actions

Acquisition Method	Number of Actions	Net Dollar Amount (000)				
		Total	Small Business Concerns	Large Business Concerns	Educational & Non-Profit Institutions	Outside U.S./ Outlying Areas
1. TOTAL (2+7+8).....						
2. Subtotal (3+4+5+6).....						
3. Formally Advertised (Including 2 Step).....						
4. Negotiated Competitive.....						
5. Negotiated Non-Competitive.....						
6. Procurement Under Another Agency's Contracts.....						
6A. GSA Schedules.....						
6B. Another Agency's Contracts.....						
7. Directed Contracts For Foreign Governments.....						
8. Tariff Or Regulated Acquisitions.....						

Part II - Statistics on Selected Types of Acquisition

Type of Acquisition	Number of Actions	Net Dollar Amount (000)
9. Small Business Total Set-Asides.....		
10. Small Business Partial Set-Asides.....		
11. Total Labor Surplus Area Set-Asides.....		
12. Total Labor Surplus Area/Small Business Set-Asides.....		
13. Acquisitions From Minority And Disadvantaged Business Enterprises (13A + 13B).....		
13A. Directed To Large Or Small Minority Business Enterprises.....		
13B. Small Business - Disadvantaged 8(A).....		
14. Women-Owned Business.....		

*** FAILED TO REPORT ***

Fourth Quarter Fiscal Year 1984 Year to Date

Part I - Total Prime Acquisition Actions

Acquisition Method	Number of Actions	Net Dollar Amount (000)				
		Total	Small Business Concerns	Large Business Concerns	Educational & Non-Profit Institutions	Outside U.S./ Outlying Areas
1. TOTAL (2+7+8).....	168	163				
2. Subtotal (3+4+5+6).....	168	163	65	97	1	0
3. Formally Advertised (Including 2 Step).....	1	10	10	0	0	0
4. Negotiated Competitive.....	135	97	49	47	1	0
5. Negotiated Non-Competitive.....	0	0	0	0	0	0
6. Procurement Under Another Agency's Contracts.....	32	56	6	50	0	0
6A. GSA Schedules.....	32	56	6	50	0	0
6B. Another Agency's Contracts.....	0	0	0	0	0	0
7. Directed Contracts For Foreign Governments.....	0	0				
8. Tariff Or Regulated Acquisitions.....	0	0				

Part II - Statistics on Selected Types of Acquisition

Type of Acquisition	Number of Actions	Net Dollar Amount (000)
9. Small Business Total Set-Asides.....	0	0
10. Small Business Partial Set-Asides.....	0	0
11. Total Labor Surplus Area Set-Asides.....	0	0
12. Total Labor Surplus Area/Small Business Set-Asides.....	0	0
13. Acquisitions From Minority And Disadvantaged Business Enterprises (13A + 13B).....	0	0
13A. Directed To Large Or Small Minority Business Enterprises.....	0	0
13B. Small Business - Disadvantaged 8(A).....	0	0
14. Women-Owned Business.....	0	0

FEDERAL MARITIME COMMISSION SNAPSHOT REPORT

Actions Reported Individually on SF279
Fourth Quarter Fiscal Year 1984 and Year to Date

	4th Qtr Actions	4th Qtr Dollars (000)	YTD Actions	YTD Dollars (000)	YTD % Actions	YTD % Dollars
Federal Maritime Commission.....			5	101	100.000	100.000
TYPE CONTRACTOR						
Bus Concerns.....			5	101	100.000	100.000
Educational & Non-Profit.....			0	0	0.000	0.000
State Loc Gov.....			0	0	0.000	0.000
Non-Defined.....			0	0	0.000	0.000
METHODS OF PROC						
2 Step.....			0	0	0.000	0.000
Other Formal Adv.....			1	10	20.000	9.901
Neg Comp.....			4	91	80.000	90.099
Neg Non-Comp.....			0	0	0.000	0.000
Dir For Gc+s.....			0	0	0.000	0.000
Tariff or Reg.....			0	0	0.000	0.000
SMALL BUSINESS AWARDS						
Prime.....			1	10	20.000	9.901
Total Set-Aside.....			0	0	0.000	0.000
Partial Set-Aside.....			0	0	0.000	0.000
LABOR SURPLUS AREA						
Total Set-Aside.....			0	0	0.000	0.000
Tie Bid Pref.....			0	0	0.000	0.000
Tot LSA Sm Set-Aside.....			0	0	0.000	0.000
SUB-TOTAL.....			0	0	0.000	0.000
No Pref Given.....			5	101	100.000	100.000
MINORITY & DISADVANT						
Lg Minority.....			0	0	0.000	0.000
Sm Minority.....			0	0	0.000	0.000
Ba Minority.....			0	0	0.000	0.000
SUB-TOTAL.....			0	0	0.000	0.000
WOMEN OWNED.....			0	0	0.000	0.000
TYPE OF CONTRACT						
Fixed Price.....			5	101	100.000	100.000
Cost.....			0	0	0.000	0.000
Time & Material.....			0	0	0.000	0.000
Labor Hour.....			0	0	0.000	0.000
Multi Year.....			1	10	20.000	9.901
SUBJECT TO STAT REQ						
Walsh Healey Mfr.....			3	78	60.000	77.228
Walsh Healey Dir.....			0	0	0.000	0.000
Service Contracts.....			1	13	20.000	12.871
Davis Bacon.....			0	0	0.000	0.000
Not Subject To.....			1	10	20.000	9.901
KIND OF CONTRACT						
Initial Letter.....			0	0	0.000	0.000
Def Supersed Ltr.....			0	0	0.000	0.000
Definitive.....			0	0	0.000	0.000
Internal Order.....			1	10	20.000	9.901
Modification.....			0	0	0.000	0.000
GSA Schedule.....			4	91	80.000	90.099
External Order.....			0	0	0.000	0.000
Term For Default.....			0	0	0.000	0.000
Term For Conven.....			0	0	0.000	0.000
PRODUCT OR SERVICE						
Supplies & Equipment.....			1	37	20.000	36.634
Research & Development.....			0	0	0.000	0.000
Construction.....			0	0	0.000	0.000
Architect Engineer.....			0	0	0.000	0.000
Automatic Data Processing Services.....			0	0	0.000	0.000
ADP Equipment, Purchase & Lease.....			0	0	0.000	0.000
Real Property, Purchase & Lease.....			0	0	0.000	0.000
Other Services.....			4	64	80.000	63.366
Consultant Services.....			0	0	0.000	0.000

*** FAILED TO REPORT ***

FEDERAL MEDIATION & CONCILIATION SERVICE SNAPSHOT REPORT

Actions Reported in Summary on SF281

Fourth Quarter Fiscal Year 1984

Part I - Total Prime Acquisition Actions

Acquisition Method	Number of Actions	Net Dollar Amount (000)				
		Total	Small Business Concerns	Large Business Concerns	Educational & Non-Profit Institutions	Outside U.S./ Outlying Areas
1. TOTAL (2+7+8).....	119	160				
2. Subtotal (3+4+5+6).....	119	160	26	134	0	0
3. Formally Advertised (Including 2 Step).....	0	0	0	0	0	0
4. Negotiated Competitive.....	0	0	0	0	0	0
5. Negotiated Non-Competitive.....	0	0	0	0	0	0
6. Procurement Under Another Agency's Contracts.....	119	160	26	134	0	0
6A. GSA Schedules.....	119	160	26	134	0	0
6B. Another Agency's Contracts.....	0	0	0	0	0	0
7. Directed Contracts For Foreign Governments.....	0	0	0	0	0	0
8. Tariff Or Regulated Acquisitions.....	0	0				

Part II - Statistics on Selected Types of Acquisition

Type of Acquisition	Number of Actions	Net Dollar Amount (000)
9. Small Business Total Set-Asides.....	0	0
10. Small Business Partial Set-Asides.....	0	0
11. Total Labor Surplus Area Set-Asides.....	0	0
12. Total Labor Surplus Area/Small Business Set-Asides.....	0	0
13. Acquisitions From Minority And Disadvantaged Business Enterprises (13A+13B).....	3	5
13A. Directed To Large Or Small Minority Business Enterprises.....	3	5
13B. Small Business - Disadvantaged 8(A).....	0	0
14. Women-Owned Business.....	2	3

Fourth Quarter Fiscal Year 1984 Year to Date

Part I - Total Prime Acquisition Actions

Acquisition Method	Number of Actions	Net Dollar Amount (000)				
		Total	Small Business Concerns	Large Business Concerns	Educational & Non-Profit Institutions	Outside U.S./ Outlying Areas
1. TOTAL (2+7+8).....	533	690				
2. Subtotal (3+4+5+6).....	533	690	60	630	0	0
3. Formally Advertised (Including 2 Step).....	0	0	0	0	0	0
4. Negotiated Competitive.....	0	0	0	0	0	0
5. Negotiated Non-Competitive.....	0	0	0	0	0	0
6. Procurement Under Another Agency's Contracts.....	533	690	60	630	0	0
6A. GSA Schedules.....	533	690	60	630	0	0
6B. Another Agency's Contracts.....	0	0	0	0	0	0
7. Directed Contracts For Foreign Governments.....	0	0	0	0	0	0
8. Tariff Or Regulated Acquisitions.....	0	0				

Part II - Statistics on Selected Types of Acquisition

Type of Acquisition	Number of Actions	Net Dollar Amount (000)
9. Small Business Total Set-Asides.....	0	0
10. Small Business Partial Set-Asides.....	0	0
11. Total Labor Surplus Area Set-Asides.....	0	0
12. Total Labor Surplus Area/Small Business Set-Asides.....	0	0
13. Acquisitions From Minority And Disadvantaged Business Enterprises (13A+13B).....	11	12
13A. Directed To Large Or Small Minority Business Enterprises.....	11	12
13B. Small Business - Disadvantaged 8(A).....	0	0
14. Women-Owned Business.....	6	7

FEDERAL MEDIATION & CONCILIATION SERVICE SNAPSHOT REPORT

Actions Reported Individually on SF279
 Fourth Quarter Fiscal Year 1984 and Year to Date

	4th Qtr Actions	4th Qtr Dollars (000)	YTD Actions	YTD Dollars (000)	YTD % Actions	YTD % Dollars
Federal Mediation & Conciliation Service	0	0	0	0	0.000	0.000
TYPE CONTRACTOR						
Bus Concerns	0	0	0	0	0.000	0.000
Educational & Non-Profit	0	0	0	0	0.000	0.000
State Loc Gov.....	0	0	0	0	0.000	0.000
Non-Defined	0	0	0	0	0.000	0.000
METHODS OF PROC						
2 Step	0	0	0	0	0.000	0.000
Other Formal Adv.	0	0	0	0	0.000	0.000
Neg Comp	0	0	0	0	0.000	0.000
Neg Non-Comp	0	0	0	0	0.000	0.000
Dir For Govs	0	0	0	0	0.000	0.000
Tariff or Reg.....	0	0	0	0	0.000	0.000
SMALL BUSINESS AWARDS						
Prime	0	0	0	0	0.000	0.000
Total Set-Aside	0	0	0	0	0.000	0.000
Partial Set-Aside	0	0	0	0	0.000	0.000
LABOR SURPLUS AREA						
Total Set-Aside	0	0	0	0	0.000	0.000
Tie Bid Pref	0	0	0	0	0.000	0.000
Tot LSA Sm Set-Aside	0	0	0	0	0.000	0.000
SUB-TOTAL	0	0	0	0	0.000	0.000
No Pref Given	0	0	0	0	0.000	0.000
MINORITY & DISADVANT						
Lg Minority	0	0	0	0	0.000	0.000
Sm Minority	0	0	0	0	0.000	0.000
8a Minority	0	0	0	0	0.000	0.000
SUB-TOTAL	0	0	0	0	0.000	0.000
WOMEN OWNED						
0	0	0	0	0	0.000	0.000
TYPE OF CONTRACT						
Fixed Price	0	0	0	0	0.000	0.000
Cost	0	0	0	0	0.000	0.000
Time & Material	0	0	0	0	0.000	0.000
Labor Hour	0	0	0	0	0.000	0.000
Multi Year	0	0	0	0	0.000	0.000
SUBJECT TO STAT REQ						
Walsh Healey Mfr.....	0	0	0	0	0.000	0.000
Walsh Healey Dir.....	0	0	0	0	0.000	0.000
Service Contracts	0	0	0	0	0.000	0.000
Davis Bacon	0	0	0	0	0.000	0.000
Not Subject To	0	0	0	0	0.000	0.000
KIND OF CONTRACT						
Initial Letter	0	0	0	0	0.000	0.000
Def Supersd Ltr	0	0	0	0	0.000	0.000
Definitive	0	0	0	0	0.000	0.000
Internal Order	0	0	0	0	0.000	0.000
Modification	0	0	0	0	0.000	0.000
GSA Schedule	0	0	0	0	0.000	0.000
External Order	0	0	0	0	0.000	0.000
Term For Default	0	0	0	0	0.000	0.000
Term For Conven	0	0	0	0	0.000	0.000
PRODUCT OR SERVICE						
Supplies & Equipment	0	0	0	0	0.000	0.000
Research & Development	0	0	0	0	0.000	0.000
Construction	0	0	0	0	0.000	0.000
Architect Engineer	0	0	0	0	0.000	0.000
Automatic Data Processing Services	0	0	0	0	0.000	0.000
ADP Equipment, Purchase & Lease	0	0	0	0	0.000	0.000
Real Property, Purchase & Lease	0	0	0	0	0.000	0.000
Other Services	0	0	0	0	0.000	0.000
Consultant Services	0	0	0	0	0.000	0.000

FEDERAL MINE SAFETY & HEALTH REVIEW COMM SNAPSHOT REPORT

Actions Reported in Summary on SF281

Fourth Quarter Fiscal Year 1984

Part I - Total Prime Acquisition Actions

Acquisition Method	Number of Actions	Net Dollar Amount (000)				
		Total	Small Business Concerns	Large Business Concerns	Educational & Non-Profit Institutions	Outside U.S./ Outlying Areas
1. TOTAL (2+7+8).....						
2. Subtotal (3+4+5+6).....						
3. Formally Advertised (Including 2 Step).....						
4. Negotiated Competitive.....						
5. Negotiated Non-Competitive.....						
6. Procurement Under Another Agency's Contracts.....						
6A. GSA Schedules.....						
6B. Another Agency's Contracts.....						
7. Directed Contracts For Foreign Governments.....						
8. Tariff Or Regulated Acquisitions.....						

Part II - Statistics on Selected Types of Acquisition

Type of Acquisition	Number of Actions	Net Dollar Amount (000)
9. Small Business Total Set-Asides.....		
10. Small Business Partial Set-Asides.....		
11. Total Labor Surplus Area Set-Asides.....		
12. Total Labor Surplus Area/Small Business Set-Asides.....		
13. Acquisitions From Minority And Disadvantaged Business Enterprises (13A + 13B).....		
13A. Directed To Large Or Small Minority Business Enterprises.....		
13B. Small Business - Disadvantaged 8(A).....		
14. Women-Owned Business.....		

*** FAILED TO REPORT ***

Fourth Quarter Fiscal Year 1984 Year to Date

Part I - Total Prime Acquisition Actions

Acquisition Method	Number of Actions	Net Dollar Amount (000)				
		Total	Small Business Concerns	Large Business Concerns	Educational & Non-Profit Institutions	Outside U.S./ Outlying Areas
1. TOTAL (2+7+8).....	13	52				
2. Subtotal (3+4+5+6).....	13	52	52	0	0	0
3. Formally Advertised (Including 2 Step).....	0	0	0	0	0	0
4. Negotiated Competitive.....	0	0	0	0	0	0
5. Negotiated Non-Competitive.....	0	0	0	0	0	0
6. Procurement Under Another Agency's Contracts.....	13	52	52	0	0	0
6A. GSA Schedules.....	13	52	52	0	0	0
6B. Another Agency's Contracts.....	0	0	0	0	0	0
7. Directed Contracts For Foreign Governments.....	0	0	0	0	0	0
8. Tariff Or Regulated Acquisitions.....	0	0				

Part II - Statistics on Selected Types of Acquisition

Type of Acquisition	Number of Actions	Net Dollar Amount (000)
9. Small Business Total Set-Asides.....	0	0
10. Small Business Partial Set-Asides.....	0	0
11. Total Labor Surplus Area Set-Asides.....	0	0
12. Total Labor Surplus Area/Small Business Set-Asides.....	0	0
13. Acquisitions From Minority And Disadvantaged Business Enterprises (13A + 13B).....	0	0
13A. Directed To Large Or Small Minority Business Enterprises.....	0	0
13B. Small Business - Disadvantaged 8(A).....	0	0
14. Women-Owned Business.....	0	0

FEDERAL MINE SAFETY & HEALTH REVIEW COMM SNAPSHOT REPORT

Actions Reported Individually on SF279 Fourth Quarter Fiscal Year 1984 and Year to Date

	4th Qtr Actions	4th Qtr Dollars (000)	YTD Actions	YTD Dollars (000)	YTD % Actions	YTD % Dollars
Federal Mine Safety & Health Review Comm.....			1	34	100.000	100.000
TYPE CONTRACTOR						
Bus Concerns.....			1	34	100.000	100.000
Educational & Non-Profit.....			0	0	0.000	0.000
State Loc Gov.....			0	0	0.000	0.000
Non-Defined.....			0	0	0.000	0.000
METHODS OF PROC						
2 Step.....			0	0	0.000	0.000
Other Formal Adv.....			0	0	0.000	0.000
Neg Comp.....			1	34	100.000	100.000
Neg Non-Comp.....			0	0	0.000	0.000
Dir For Govs.....			0	0	0.000	0.000
Tariff or Reg.....			0	0	0.000	0.000
SMALL BUSINESS AWARDS						
Prime.....			1	34	100.000	100.000
Total Set-Aside.....			1	34	100.000	100.000
Partial Set-Aside.....			0	0	0.000	0.000
LABOR SURPLUS AREA						
Total Set-Aside.....			0	0	0.000	0.000
Tie Bid Pref.....			0	0	0.000	0.000
Tot LSA Sm Set-Aside.....			0	0	0.000	0.000
SUB-TOTAL						
No Pref Given.....			1	34	100.000	100.000
MINORITY & DISADVANT						
Lg Minority.....			0	0	0.000	0.000
Sm Minority.....			0	0	0.000	0.000
8a Minority.....			0	0	0.000	0.000
SUB-TOTAL						
.....			0	0	0.000	0.000
WOMEN OWNED						
.....			0	0	0.000	0.000
TYPE OF CONTRACT						
Fixed Price.....			1	34	100.000	100.000
Cost.....			0	0	0.000	0.000
Time & Material.....			0	0	0.000	0.000
Labor Hour.....			0	0	0.000	0.000
Multi Year.....			0	0	0.000	0.000
SUBJECT TO STAT REQ						
Walsh Healey Mfr.....			0	0	0.000	0.000
Walsh Healey Dir.....			0	0	0.000	0.000
Service Contracts.....			1	34	100.000	100.000
Davis Bacon.....			0	0	0.000	0.000
Not Subject To.....			0	0	0.000	0.000
KIND OF CONTRACT						
Initial Letter.....			0	0	0.000	0.000
Def Supersed Ltr.....			0	0	0.000	0.000
Definitive.....			0	0	0.000	0.000
Internal Order.....			0	0	0.000	0.000
Modification.....			0	0	0.000	0.000
GSA Schedule.....			1	34	100.000	100.000
External Order.....			0	0	0.000	0.000
Term For Default.....			0	0	0.000	0.000
Term For Conven.....			0	0	0.000	0.000
PRODUCT OR SERVICE						
Supplies & Equipment.....			0	0	0.000	0.000
Research & Development.....			0	0	0.000	0.000
Construction.....			0	0	0.000	0.000
Architect Engineer.....			0	0	0.000	0.000
Automatic Data Processing Services.....			0	0	0.000	0.000
ADP Equipment, Purchase & Lease.....			0	0	0.000	0.000
Real Property, Purchase & Lease.....			0	0	0.000	0.000
Other Services.....			1	34	100.000	100.000
Consultant Services.....			0	0	0.000	0.000

*** FAILED TO REPORT ***

FEDERAL TRADE COMMISSION SNAPSHOT REPORT

Actions Reported in Summary on SF281

Fourth Quarter Fiscal Year 1984

Part I - Total Prime Acquisition Actions

Acquisition Method	Number of Actions	Net Dollar Amount (000)				
		Total	Small Business Concerns	Large Business Concerns	Educational & Non-Profit Institutions	Outside U.S./ Outlying Areas
1. TOTAL (2+7+8).....	478	442				
2. Subtotal (3+4+5+6).....	478	442				
3. Formally Advertised (Including 2 Step).....	0	0	210	231	1	0
4. Negotiated Competitive.....	129	242	0	0	0	0
5. Negotiated Non-Competitive.....	292	128	137	105	0	0
6. Procurement Under Another Agency's Contracts.....	57	72	35	92	1	0
6A. GSA Schedules.....	57	72	38	34	0	0
6B. Another Agency's Contracts.....	0	0	38	34	0	0
7. Directed Contracts For Foreign Governments.....	0	0	0	0	0	0
8. Tariff Or Regulated Acquisitions.....	0	0				

Part II - Statistics on Selected Types of Acquisition

Type of Acquisition	Number of Actions	Net Dollar Amount (000)
9. Small Business Total Set-Asides.....		
10. Small Business Partial Set-Asides.....	0	0
11. Total Labor Surplus Area Set-Asides.....	0	0
12. Total Labor Surplus Area/Small Business Set-Asides.....	0	0
13. Acquisitions From Minority And Disadvantaged Business Enterprises (13A+13B).....	0	0
13A. Directed To Large Or Small Minority Business Enterprises.....	0	0
13B. Small Business - Disadvantaged 8(A).....	0	0
14. Women-Owned Business.....	2	15

Fourth Quarter Fiscal Year 1984 Year to Date

Part I - Total Prime Acquisition Actions

Acquisition Method	Number of Actions	Net Dollar Amount (000)				
		Total	Small Business Concerns	Large Business Concerns	Educational & Non-Profit Institutions	Outside U.S./ Outlying Areas
1. TOTAL (2+7+8).....	3,421	3,124				
2. Subtotal (3+4+5+6).....	3,421	3,124				
3. Formally Advertised (Including 2 Step).....	0	0	1,414	1,705	5	0
4. Negotiated Competitive.....	592	1,482	0	0	0	0
5. Negotiated Non-Competitive.....	2,486	1,011	684	798	0	0
6. Procurement Under Another Agency's Contracts.....	343	631	528	478	5	0
6A. GSA Schedules.....	343	631	202	429	0	0
6B. Another Agency's Contracts.....	0	0	202	429	0	0
7. Directed Contracts For Foreign Governments.....	0	0	0	0	0	0
8. Tariff Or Regulated Acquisitions.....	0	0				

Part II - Statistics on Selected Types of Acquisition

Type of Acquisition	Number of Actions	Net Dollar Amount (000)
9. Small Business Total Set-Asides.....		
10. Small Business Partial Set-Asides.....	0	0
11. Total Labor Surplus Area Set-Asides.....	0	0
12. Total Labor Surplus Area/Small Business Set-Asides.....	0	0
13. Acquisitions From Minority And Disadvantaged Business Enterprises (13A+13B).....	0	0
13A. Directed To Large Or Small Minority Business Enterprises.....	18	69
13B. Small Business - Disadvantaged 8(A).....	16	58
14. Women-Owned Business.....	2	11
	41	53

FEDERAL TRADE COMMISSION SNAPSHOT REPORT

Actions Reported Individually on SF279

Fourth Quarter Fiscal Year 1984 and Year to Date

	4th Qtr Actions	4th Qtr Dollars (000)	YTD Actions	YTD Dollars (000)	YTD % Actions	YTD % Dollars
Federal Trade Commission	26	460	100	3,331	100.000	100.000
TYPE CONTRACTOR						
Bus Concerns	26	460	100	3,331	100.000	100.000
Educational & Non-Profit	0	0	0	0	0.000	0.000
State Loc Gov	0	0	0	0	0.000	0.000
Non-Defined	0	0	0	0	0.000	0.000
METHODS OF PROC						
2 Step	0	0	0	0	0.000	0.000
Other Formal Adv	0	0	5	75	5.000	2.252
Neg Comp	25	432	89	2,895	89.000	86.911
Neg Non-Comp	1	28	6	361	6.000	10.838
Dir For Gvns	0	0	0	0	0.000	0.000
Tariff or Reg	0	0	0	0	0.000	0.000
SMALL BUSINESS AWARDS						
Prime	16	214	33	1,013	33.000	30.411
Total Set-Aside	0	0	0	0	0.000	0.000
Partial Set-Aside	0	0	0	0	0.000	0.000
LABOR SURPLUS AREA						
Total Set-Aside	0	0	0	0	0.000	0.000
Tie Bid Pref	0	0	0	0	0.000	0.000
Tot LSA Sm Set-Aside	0	0	0	0	0.000	0.000
SUB-TOTAL	0	0	0	0	0.000	0.000
No Pref Given	26	460	100	3,331	100.000	100.000
MINORITY & DISADVANT						
Lg Minority	0	0	0	0	0.000	0.000
Sm Minority	0	0	1	19	1.000	0.570
8a Minority	1	28	3	313	3.000	9.397
SUB-TOTAL	1	28	4	332	4.000	9.967
WOMEN OWNED	0	0	1	84	1.000	2.522
TYPE OF CONTRACT						
Fixed Price	26	460	100	3,331	100.000	100.000
Cost	0	0	0	0	0.000	0.000
Time & Material	0	0	0	0	0.000	0.000
Labor Hour	0	0	0	0	0.000	0.000
Multi Year	3	-13	27	1,612	27.000	48.394
SUBJECT TO STAT REQ						
Walsh Healey Mfr	0	0	28	676	28.000	20.294
Walsh Healey Dir	0	0	2	26	2.000	0.781
Service Contracts	4	-16	27	1,296	27.000	38.907
Davis Bacon	0	0	0	0	0.000	0.000
Not Subject To	22	476	43	1,333	43.000	40.018
KIND OF CONTRACT						
Initial Letter	0	0	0	0	0.000	0.000
Def Supersd Ltr	0	0	0	0	0.000	0.000
Definitive	13	429	20	709	20.000	21.285
Internal Order	2	38	13	779	13.000	23.386
Modification	9	-75	27	808	27.000	24.257
GSA Schedule	2	68	36	865	36.000	25.968
External Order	0	0	4	170	4.000	5.104
Term For Default	0	0	0	0	0.000	0.000
Term For Conven	0	0	0	0	0.000	0.000
PRODUCT OR SERVICE						
Supplies & Equipment	2	68	18	325	18.000	9.757
Research & Development	0	0	0	0	0.000	0.000
Construction	0	0	0	0	0.000	0.000
Architect Engineer	0	0	0	0	0.000	0.000
Automatic Data Processing Services	3	-7	18	838	18.000	25.158
ADP Equipment, Purchase & Lease	1	12	3	39	3.000	1.171
Real Property, Purchase & Lease	0	0	1	15	1.000	0.450
Other Services	20	387	60	2,114	60.000	63.464
Consultant Services	8	26	13	108	13.000	3.242

GENERAL SERVICES ADMINISTRATION SNAPSHOT REPORT

Actions Reported in Summary on SF281

Fourth Quarter Fiscal Year 1984

Part I - Total Prime Acquisition Actions

Acquisition Method	Number of Actions	Net Dollar Amount (000)				
		Total	Small Business Concerns	Large Business Concerns	Educational & Non-Profit Institutions	Outside U.S./ Outlying Areas
1. TOTAL (2 + 7 + 8)	102,536	50,538				
2. Subtotal (3 + 4 + 5 + 6)	102,484	50,515	36,729	11,198		
3. Formally Advertised (Including 2 Step)	3,670	8,754	5,027	3,727	2,582	6
4. Negotiated Competitive	67,786	22,281	20,171	2,093	0	0
5. Negotiated Non-Competitive	9,900	6,144	5,056	1,063	16	1
6. Procurement Under Another Agency's Contracts	21,128	13,336	6,475	4,315	20	5
6A. GSA Schedules	18,139	9,409	5,062	4,197	2,546	0
6B. Another Agency's Contracts	2,989	3,927	1,413	118	150	0
7. Directed Contracts For Foreign Governments	0	0			2,396	0
8. Tariff Or Regulated Acquisitions	52	23				

Part II - Statistics on Selected Types of Acquisition

Type of Acquisition	Number of Actions	Net Dollar Amount (000)
9. Small Business Total Set-Asides	42,520	23,995
10. Small Business Partial Set-Asides	65	205
11. Total Labor Surplus Area Set-Asides	292	420
12. Total Labor Surplus Area/Small Business Set-Asides	1,703	1,596
13. Acquisitions From Minority And Disadvantaged Business Enterprises (13A + 13B)	1,116	749
13A. Directed To Large Or Small Minority Business Enterprises	1,084	689
13B. Small Business - Disadvantaged 8(A)	32	60
14. Women-Owned Business	158	292

Fourth Quarter Fiscal Year 1984 Year to Date

Part I - Total Prime Acquisition Actions

Acquisition Method	Number of Actions	Net Dollar Amount (000)				
		Total	Small Business Concerns	Large Business Concerns	Educational & Non-Profit Institutions	Outside U.S./ Outlying Areas
1. TOTAL (2 + 7 + 8)	438,908	295,458				
2. Subtotal (3 + 4 + 5 + 6)	438,773	295,407	188,923	85,510		
3. Formally Advertised (Including 2 Step)	4,247	9,894	6,083	3,811	20,953	21
4. Negotiated Competitive	207,779	66,949	61,303	5,619	0	0
5. Negotiated Non-Competitive	28,069	18,519	14,630	3,817	26	1
6. Procurement Under Another Agency's Contracts	198,678	200,045	106,907	72,263	65	7
6A. GSA Schedules	89,311	52,159	29,296	22,694	20,862	13
6B. Another Agency's Contracts	109,367	147,886	77,611	49,569	169	0
7. Directed Contracts For Foreign Governments	0	0			20,693	13
8. Tariff Or Regulated Acquisitions	135	51				

Part II - Statistics on Selected Types of Acquisition

Type of Acquisition	Number of Actions	Net Dollar Amount (000)
9. Small Business Total Set-Asides	189,621	101,387
10. Small Business Partial Set-Asides	343	1,114
11. Total Labor Surplus Area Set-Asides	947	2,342
12. Total Labor Surplus Area/Small Business Set-Asides	4,649	6,282
13. Acquisitions From Minority And Disadvantaged Business Enterprises (13A + 13B)	9,460	5,111
13A. Directed To Large Or Small Minority Business Enterprises	8,648	4,195
13B. Small Business - Disadvantaged 8(A)	812	916
14. Women-Owned Business	1,834	2,836

GENERAL SERVICES ADMINISTRATION SNAPSHOT REPORT

Actions Reported Individually on SF279
Fourth Quarter Fiscal Year 1984 and Year to Date

	4th Qtr Actions	4th Qtr Dollars (000)	YTD Actions	YTD Dollars (000)	YTD % Actions	YTD % Dollars
General Services Administration.....	10,502	597,141	34,824	2,115,384	100.000	100.000
TYPE CONTRACTOR						
Bus Concerns.....	9,561	572,975	31,183	2,013,600	89.545	95.188
Educational & Non-Profit.....	877	21,384	3,563	88,022	10.231	4.161
State Loc Gov.....	63	2,674	70	2,930	0.201	0.139
Non-Defined.....	1	108	6	10,832	0.023	0.512
METHODS OF PROC						
2 Step.....	6	118	17	581	0.049	0.027
Other Formal Adv.....	2,412	115,171	10,212	439,429	29.325	20.773
Neg Comp.....	4,687	287,668	13,826	895,624	39.703	42.339
Neg Non-Comp.....	2,208	129,925	5,619	268,582	16.135	12.697
Dir For Govs.....	1	300	2	303	0.006	0.014
Tariff or Reg.....	1,188	63,959	5,148	510,865	14.783	24.150
SMALL BUSINESS AWARDS						
Prime.....	5,882	335,832	16,538	878,904	47.490	41.548
Total Set-Aside.....	1,410	52,512	5,261	244,516	15.107	11.559
Partial Set-Aside.....	93	2,419	324	9,587	0.930	0.453
LABOR SURPLUS AREA						
Total Set-Aside.....	62	3,957	421	36,574	1.209	1.729
Tie Bid Pref.....	10	1,193	61	2,863	0.175	0.135
Tot LSA Sm Set-Aside.....	339	23,201	1,250	109,534	3.589	5.178
SUB-TOTAL.....	411	28,351	1,732	148,971	4.974	7.042
No Pref Given.....	10,091	568,790	33,092	1,966,413	95.026	92.958
MINORITY & DISADVANT						
Lg Minority.....	20	918	99	5,531	0.284	0.261
Sm Minority.....	230	14,087	739	58,583	2.122	2.769
Ba Minority.....	65	15,806	422	60,938	1.212	2.881
SUB-TOTAL.....	315	30,811	1,260	125,052	3.618	5.912
WOMEN OWNED.....						
	197	7,622	642	22,983	1.844	1.086
TYPE OF CONTRACT						
Fixed Price.....	10,355	581,878	34,414	2,076,730	98.823	98.173
Cost.....	86	10,071	217	23,253	0.623	1.099
Time & Material.....	5	328	28	3,193	0.080	0.151
Labor Hour.....	56	4,864	165	12,208	0.474	0.577
Multi Year.....	8,358	355,739	24,960	916,282	71.675	43.315
SUBJECT TO STAT REQ						
Walsh Healey Mfr.....	4,179	151,726	15,964	625,131	45.842	29.552
Walsh Healey Dir.....	463	20,940	2,136	89,936	6.134	4.252
Service Contracts.....	498	59,466	2,608	265,918	7.489	12.571
Davis Bacon.....	370	36,002	1,644	193,233	4.721	9.135
Not Subject To.....	4,992	329,007	12,472	941,166	35.814	44.491
KIND OF CONTRACT						
Initial Letter.....	10	1,183	28	1,940	0.080	0.092
Def Supersed Ltr.....	1	111	4	420	0.011	0.020
Definitive.....	572	147,815	2,897	618,565	8.319	29.241
Internal Order.....	8,742	396,516	26,406	1,205,415	75.827	56.983
Modification.....	321	23,168	1,661	106,914	4.770	5.054
GSA Schedule.....	843	27,159	3,746	151,784	10.757	7.175
External Order.....	11	1,158	71	28,357	0.204	1.341
Term For Default.....	0	0	6	1,945	0.017	0.092
Term For Conven.....	2	31	5	44	0.014	0.002
PRODUCT OR SERVICE						
Supplies & Equipment.....	5,635	223,440	22,237	914,030	63.855	43.209
Research & Development.....	0	0	1	21	0.003	0.001
Construction.....	396	37,469	1,744	197,682	5.008	9.345
Architect Engineer.....	2	29	41	1,129	0.118	0.053
Automatic Data Processing Services.....	167	28,863	873	91,923	2.507	4.345
ADP Equipment, Purchase & Lease.....	89	13,176	190	18,887	0.546	0.893
Real Property, Purchase & Lease.....	2,650	194,356	2,652	194,480	7.615	9.194
Other Services.....	1,563	99,808	7,086	697,232	20.348	32.960
Consultant Services.....	1	12	32	1,168	0.092	0.055

INTERNATIONAL TRADE COMMISSION SNAPSHOT REPORT

Actions Reported in Summary on SF281

Fourth Quarter Fiscal Year 1984

Part I - Total Prime Acquisition Actions

Acquisition Method	Number of Actions	Net Dollar Amount (000)				
		Total	Small Business Concerns	Large Business Concerns	Educational & Non-Profit Institutions	Outside U.S./ Outlying Areas
1. TOTAL (2 + 7 + 8).....	271	296				
2. Subtotal (3 + 4 + 5 + 6).....	271	296	160	136		
3. Formally Advertised (Including 2 Step).....	0	0	0	0	0	0
4. Negotiated Competitive.....	202	133	98	35	0	0
5. Negotiated Non-Competitive.....	0	0	0	0	0	0
6. Procurement Under Another Agency's Contracts.....	69	163	62	101	0	0
6A. GSA Schedules.....	69	163	62	101	0	0
6B. Another Agency's Contracts.....	0	0	0	0	0	0
7. Directed Contracts For Foreign Governments.....	0	0	0	0	0	0
8. Tariff Or Regulated Acquisitions.....	0	0				

Part II - Statistics on Selected Types of Acquisition

Type of Acquisition	Number of Actions	Net Dollar Amount (000)
9. Small Business Total Set-Asides.....	0	0
10. Small Business Partial Set-Asides.....	0	0
11. Total Labor Surplus Area Set-Asides.....	0	0
12. Total Labor Surplus Area/Small Business Set-Asides.....	0	0
13. Acquisitions From Minority And Disadvantaged Business Enterprises (13A + 13B).....	0	0
13A. Directed To Large Or Small Minority Business Enterprises.....	0	0
13B. Small Business - Disadvantaged 8(A).....	0	0
14. Women-Owned Business.....	0	0

Fourth Quarter Fiscal Year 1984 Year to Date

Part I - Total Prime Acquisition Actions

Acquisition Method	Number of Actions	Net Dollar Amount (000)				
		Total	Small Business Concerns	Large Business Concerns	Educational & Non-Profit Institutions	Outside U.S./ Outlying Areas
1. TOTAL (2 + 7 + 8).....	1,245	893				
2. Subtotal (3 + 4 + 5 + 6).....	1,245	893	416	476	0	1
3. Formally Advertised (Including 2 Step).....	0	0	0	0	0	0
4. Negotiated Competitive.....	959	483	284	199	0	0
5. Negotiated Non-Competitive.....	27	1	0	0	0	1
6. Procurement Under Another Agency's Contracts.....	259	409	132	277	0	0
6A. GSA Schedules.....	259	409	132	277	0	0
6B. Another Agency's Contracts.....	0	0	0	0	0	0
7. Directed Contracts For Foreign Governments.....	0	0	0	0	0	0
8. Tariff Or Regulated Acquisitions.....	0	0				

Part II - Statistics on Selected Types of Acquisition

Type of Acquisition	Number of Actions	Net Dollar Amount (000)
9. Small Business Total Set-Asides.....	0	0
10. Small Business Partial Set-Asides.....	0	0
11. Total Labor Surplus Area Set-Asides.....	0	0
12. Total Labor Surplus Area/Small Business Set-Asides.....	0	0
13. Acquisitions From Minority And Disadvantaged Business Enterprises (13A + 13B).....	0	0
13A. Directed To Large Or Small Minority Business Enterprises.....	0	0
13B. Small Business - Disadvantaged 8(A).....	0	0
14. Women-Owned Business.....	0	0

INTERNATIONAL TRADE COMMISSION SNAPSHOT REPORT

Actions Reported Individually on SF279

Fourth Quarter Fiscal Year 1984 and Year to Date

	4th Qtr Actions	4th Qtr Dollars (000)	YTD Actions	YTD Dollars (000)	YTD % Actions	YTD % Dollars
International Trade Commission	9	334	20	2,746	100.000	100.000
TYPE CONTRACTOR						
Bus Concerns	9	334	20	2,746	100.000	100.000
Educational & Non-Profit	0	0	0	0	0.000	0.000
State Loc Gov	0	0	0	0	0.000	0.000
Non-Defined	0	0	0	0	0.000	0.000
METHODS OF PROC						
2 Step	0	0	0	0	0.000	0.000
Other Formal Adv	0	0	0	0	0.000	0.000
Neg Comp	9	334	20	2,746	100.000	100.000
Neg Non-Comp	0	0	0	0	0.000	0.000
Dir For Govs	0	0	0	0	0.000	0.000
Tariff or Reg	0	0	0	0	0.000	0.000
SMALL BUSINESS AWARDS						
Prime	2	36	3	60	15.000	2.185
Total Set-Aside	0	0	0	0	0.000	0.000
Partial Set-Aside	0	0	0	0	0.000	0.000
LABOR SURPLUS AREA						
Total Set-Aside	0	0	0	0	0.000	0.000
Tie Bid Pref	0	0	0	0	0.000	0.000
Tot LSA Sm Set-Aside	0	0	0	0	0.000	0.000
SUB-TOTAL	0	0	0	0	0.000	0.000
No Pref Given	9	334	20	2,746	100.000	100.000
MINORITY & DISADVANT						
Lg Minority	0	0	0	0	0.000	0.000
Sm Minority	0	0	0	0	0.000	0.000
8a Minority	0	0	0	0	0.000	0.000
SUB-TOTAL	0	0	0	0	0.000	0.000
WOMEN OWNED						
.....	0	0	0	0	0.000	0.000
TYPE OF CONTRACT						
Fixed Price	9	334	20	2,746	100.000	100.000
Cost	0	0	0	0	0.000	0.000
Time & Material	0	0	0	0	0.000	0.000
Labor Hour	0	0	0	0	0.000	0.000
Multi Year	0	0	0	0	0.000	0.000
SUBJECT TO STAT REQ						
Walsh Healey Mfr	5	274	15	2,662	75.000	96.941
Walsh Healey Dir	1	15	1	15	5.000	0.546
Service Contracts	0	0	0	0	0.000	0.000
Davis Bacon	0	0	0	0	0.000	0.000
Not Subject To	3	45	4	69	20.000	2.513
KIND OF CONTRACT						
Initial Letter	0	0	0	0	0.000	0.000
Def Supersd Ltr	0	0	0	0	0.000	0.000
Definitive	0	0	0	0	0.000	0.000
Internal Order	2	32	2	32	10.000	1.165
Modification	0	0	0	0	0.000	0.000
GSA Schedule	7	302	17	2,300	85.000	83.758
External Order	0	0	1	414	5.000	15.076
Term For Default	0	0	0	0	0.000	0.000
Term For Conven	0	0	0	0	0.000	0.000
PRODUCT OR SERVICE						
Supplies & Equipment	2	44	5	715	25.000	26.038
Research & Development	0	0	0	0	0.000	0.000
Construction	0	0	0	0	0.000	0.000
Architect Engineer	0	0	0	0	0.000	0.000
Automatic Data Processing Services	0	0	0	0	0.000	0.000
ADP Equipment, Purchase & Lease	5	266	13	2,007	65.000	73.088
Real Property, Purchase & Lease	0	0	0	0	0.000	0.000
Other Services	2	24	2	24	10.000	0.874
Consultant Services	0	0	0	0	0.000	0.000

INTERSTATE COMMERCE COMMISSION SNAPSHOT REPORT

Actions Reported in Summary on SF281

Fourth Quarter Fiscal Year 1984

Part I - Total Prime Acquisition Actions

Acquisition Method	Number of Actions	Net Dollar Amount (000)				
		Total	Small Business Concerns	Large Business Concerns	Educational & Non-Profit Institutions	Outside U.S./ Outlying Areas
1. TOTAL (2+7+8).....	183	153				
2. Subtotal (3+4+5+6).....	183	153				
3. Formally Advertised (Including 2 Step)	0	0		74	23	0
4. Negotiated Competitive.....	4	2	0	0	0	0
5. Negotiated Non-Competitive	133	94	2	0	0	0
6. Procurement Under Another Agency's Contracts.....	46	57	40	31	23	0
6A. GSA Schedules.....	46	57	14	43	0	0
6B. Another Agency's Contracts.....	0	0	14	43	0	0
7. Directed Contracts For Foreign Governments	0	0	0	0	0	0
8. Tariff Or Regulated Acquisitions.....	0	0				0

Part II - Statistics on Selected Types of Acquisition

Type of Acquisition	Number of Actions	Net Dollar Amount (000)
9. Small Business Total Set-Asides		
10. Small Business Partial Set-Asides	97	54
11. Total Labor Surplus Area Set-Asides.....	0	0
12. Total Labor Surplus Area/Small Business Set-Asides	0	0
13. Acquisitions From Minority And Disadvantaged Business Enterprises (13A+13B).....	0	0
13A. Directed To Large Or Small Minority Business Enterprises.....	3	1
13B. Small Business - Disadvantaged 8(A)	3	1
14. Women-Owned Business.....	0	0
	6	2

Fourth Quarter Fiscal Year 1984 Year to Date

Part I - Total Prime Acquisition Actions

Acquisition Method	Number of Actions	Net Dollar Amount (000)				
		Total	Small Business Concerns	Large Business Concerns	Educational & Non-Profit Institutions	Outside U.S./ Outlying Areas
1. TOTAL (2+7+8).....	958	944				
2. Subtotal (3+4+5+6).....	958	944				
3. Formally Advertised (Including 2 Step)	2	18	460	424	60	0
4. Negotiated Competitive.....	12	31	9	9	0	0
5. Negotiated Non-Competitive	737	580	31	0	0	0
6. Procurement Under Another Agency's Contracts.....	207	315	326	194	60	0
6A. GSA Schedules.....	207	315	94	221	0	0
6B. Another Agency's Contracts.....	0	0	94	221	0	0
7. Directed Contracts For Foreign Governments	0	0	0	0	0	0
8. Tariff Or Regulated Acquisitions.....	0	0				0

Part II - Statistics on Selected Types of Acquisition

Type of Acquisition	Number of Actions	Net Dollar Amount (000)
9. Small Business Total Set-Asides		
10. Small Business Partial Set-Asides	488	437
11. Total Labor Surplus Area Set-Asides.....	0	0
12. Total Labor Surplus Area/Small Business Set-Asides	0	0
13. Acquisitions From Minority And Disadvantaged Business Enterprises (13A+13B).....	180	196
13A. Directed To Large Or Small Minority Business Enterprises.....	13	25
13B. Small Business - Disadvantaged 8(A)	13	25
14. Women-Owned Business.....	0	0
	12	17

INTERSTATE COMMERCE COMMISSION SNAPSHOT REPORT

Actions Reported Individually on SF279

Fourth Quarter Fiscal Year 1984 and Year to Date

	4th Qtr Actions	4th Qtr Dollars (000)	YTD Actions	YTD Dollars (000)	YTD % Actions	YTD % Dollars
Interstate Commerce Commission	3	116	37	811	100.000	100.000
TYPE CONTRACTOR						
Bus Concerns	1	11	35	706	94.595	87.053
Educational & Non-Profit	2	105	2	105	5.405	12.947
State Loc Gov	0	0	0	0	0.000	0.000
Non-Defined	0	0	0	0	0.000	0.000
METHODS OF PROC						
2 Step	0	0	0	0	0.000	0.000
Other Formal Adv	1	22	4	94	10.811	11.591
Neg Comp	0	0	21	412	56.757	50.801
Neg Non-Comp	2	94	12	305	32.432	37.608
Dir For Govs	0	0	0	0	0.000	0.000
Tariff or Reg	0	0	0	0	0.000	0.000
SMALL BUSINESS AWARDS						
Prime	1	11	6	108	16.216	13.317
Total Set-Aside	0	0	0	0	0.000	0.000
Partial Set-Aside	0	0	0	0	0.000	0.000
LABOR SURPLUS AREA						
Total Set-Aside	0	0	0	0	0.000	0.000
Tie Bid Pref	0	0	0	0	0.000	0.000
Tot LSA Sm Set-Aside	0	0	0	0	0.000	0.000
SUB-TOTAL	0	0	0	0	0.000	0.000
No Pref Given	3	116	37	811	100.000	100.000
MINORITY & DISADVANT						
Lg Minority	0	0	0	0	0.000	0.000
Sm Minority	0	0	0	0	0.000	0.000
8a Minority	0	0	1	14	2.703	1.726
SUB-TOTAL	0	0	1	14	2.703	1.726
WOMEN OWNED						
.....	0	0	4	65	10.811	8.015
TYPE OF CONTRACT						
Fixed Price	1	22	31	615	83.784	75.832
Cost	1	83	2	131	5.405	16.153
Time & Material	1	11	4	65	10.811	8.015
Labor Hour	0	0	0	0	0.000	0.000
Multi Year	0	0	0	0	0.000	0.000
SUBJECT TO STAT REQ						
Walsh Healey Mfr	0	0	1	10	2.703	1.233
Walsh Healey Dir	0	0	12	379	32.432	46.732
Service Contracts	1	11	20	602	54.054	74.229
Davis Bacon	0	0	0	0	0.000	0.000
Not Subject To	2	105	4	-180	10.811	-22.195
KIND OF CONTRACT						
Initial Letter	0	0	0	0	0.000	0.000
Def Supersed Ltr	0	0	0	0	0.000	0.000
Definitive	1	11	11	393	29.730	48.459
Internal Order	0	0	0	0	0.000	0.000
Modification	1	83	4	-211	10.811	-26.017
GSA Schedule	0	0	21	607	56.757	74.846
External Order	0	0	0	0	0.000	0.000
Term For Default	0	0	0	0	0.000	0.000
Term For Conven	1	22	1	22	2.703	2.713
PRODUCT OR SERVICE						
Supplies & Equipment	0	0	1	15	2.703	1.850
Research & Development	0	0	0	0	0.000	0.000
Construction	0	0	0	0	0.000	0.000
Architect Engineer	0	0	0	0	0.000	0.000
Automatic Data Processing Services	0	0	5	-238	13.514	-29.346
ADP Equipment, Purchase & Lease	0	0	3	37	8.108	4.562
Real Property, Purchase & Lease	0	0	0	0	0.000	0.000
Other Services	3	116	28	997	75.676	122.935
Consultant Services	0	0	0	0	0.000	0.000

MERIT SYSTEMS PROTECTION BOARD SNAPSHOT REPORT

Actions Reported in Summary on SF281

Fourth Quarter Fiscal Year 1984

Part I - Total Prime Acquisition Actions

Acquisition Method	Number of Actions	Net Dollar Amount (000)				
		Total	Small Business Concerns	Large Business Concerns	Educational & Non-Profit Institutions	Outside U.S./ Outlying Areas
1. TOTAL (2+7+8).....						
2. Subtotal (3+4+5+6).....						
3. Formally Advertised (Including 2 Step).....						
4. Negotiated Competitive.....						
5. Negotiated Non-Competitive.....						
6. Procurement Under Another Agency's Contracts.....						
6A. GSA Schedules.....						
6B. Another Agency's Contracts.....						
7. Directed Contracts For Foreign Governments.....						
8. Tariff Or Regulated Acquisitions.....						

Part II - Statistics on Selected Types of Acquisition

Type of Acquisition	Number of Actions	Net Dollar Amount (000)
9. Small Business Total Set-Asides.....		
10. Small Business Partial Set-Asides.....		
11. Total Labor Surplus Area Set-Asides.....		
12. Total Labor Surplus Area/Small Business Set-Asides.....		
13. Acquisitions From Minority And Disadvantaged Business Enterprises (13A+13B).....		
13A. Directed To Large Or Small Minority Business Enterprises.....		
13B. Small Business - Disadvantaged 8(A).....		
14. Women-Owned Business.....		

*** FAILED TO REPORT ***

Fourth Quarter Fiscal Year 1984 Year to Date

Part I - Total Prime Acquisition Actions

Acquisition Method	Number of Actions	Net Dollar Amount (000)				
		Total	Small Business Concerns	Large Business Concerns	Educational & Non-Profit Institutions	Outside U.S./ Outlying Areas
1. TOTAL (2+7+8).....						
2. Subtotal (3+4+5+6).....						
3. Formally Advertised (Including 2 Step).....						
4. Negotiated Competitive.....						
5. Negotiated Non-Competitive.....						
6. Procurement Under Another Agency's Contracts.....						
6A. GSA Schedules.....						
6B. Another Agency's Contracts.....						
7. Directed Contracts For Foreign Governments.....						
8. Tariff Or Regulated Acquisitions.....						

Part II - Statistics on Selected Types of Acquisition

Type of Acquisition	Number of Actions	Net Dollar Amount (000)
9. Small Business Total Set-Asides.....		
10. Small Business Partial Set-Asides.....		
11. Total Labor Surplus Area Set-Asides.....		
12. Total Labor Surplus Area/Small Business Set-Asides.....		
13. Acquisitions From Minority And Disadvantaged Business Enterprises (13A+13B).....		
13A. Directed To Large Or Small Minority Business Enterprises.....		
13B. Small Business - Disadvantaged 8(A).....		
14. Women-Owned Business.....		

*** FAILED TO REPORT ***

MERIT SYSTEMS PROTECTION BOARD SNAPSHOT REPORT

Actions Reported Individually on SF279
Fourth Quarter Fiscal Year 1984 and Year to Date

	4th Qtr Actions	4th Qtr Dollars (000)	YTD Actions	YTD Dollars (000)	YTD % Actions	YTD % Dollars
Merit Systems Protection Board.....						
TYPE CONTRACTOR						
Bus Concerns.....						
Educational & Non-Profit.....						
State Loc Gov.....						
Non-Defined.....						
METHODS OF PROC						
2 Step.....						
Other Formal Adv.....						
Neg Comp.....						
Neg Non-Comp.....						
Dir For Govs.....						
Tariff or Reg.....						
SMALL BUSINESS AWARDS						
Prime.....						
Total Set-Aside.....						
Partial Set-Aside.....						
LABOR SURPLUS AREA						
Total Set-Aside.....						
Tie Bid Pref.....						
Tot LSA Sm Set-Aside.....						
SUB-TOTAL.....						
No Pref Given.....						
MINORITY & DISADVANT						
Lg Minority.....						
Sm Minority.....						
8a Minority.....						
SUB-TOTAL.....						
WOMEN OWNED.....						
TYPE OF CONTRACT						
Fixed Price.....						
Cost.....						
Time & Material.....						
Labor Hour.....						
Multi Year.....						
SUBJECT TO STAT REQ						
Walsh Healey Mfr.....						
Walsh Healey Dir.....						
Service Contracts.....						
Davis Bacon.....						
Not Subject To.....						
KIND OF CONTRACT						
Initial Letter.....						
Def Superseded Ltr.....						
Definitive.....						
Internal Order.....						
Modification.....						
GSA Schedule.....						
External Order.....						
Term For Default.....						
Term For Conven.....						
PRODUCT OR SERVICE						
Supplies & Equipment.....						
Research & Development.....						
Construction.....						
Architect Engineer.....						
Automatic Data Processing Services.....						
ADP Equipment, Purchase & Lease.....						
Real Property, Purchase & Lease.....						
Other Services.....						
Consultant Services.....						

*** FAILED TO REPORT ***

NATIONAL AERONAUTICS & SPACE ADMIN SNAPSHOT REPORT

Actions Reported in Summary on SF281

Fourth Quarter Fiscal Year 1984

Part I - Total Prime Acquisition Actions

Acquisition Method	Number of Actions	Net Dollar Amount (000)				
		Total	Small Business Concerns	Large Business Concerns	Educational & Non-Profit Institutions	Outside U.S./ Outlying Areas
1. TOTAL (2+7+8).....	23,108	47,570				
2. Subtotal (3+4+5+6).....	23,108	47,570	28,852	18,059		
3. Formally Advertised (Including 2 Step).....	108	249	226	23	651	8
4. Negotiated Competitive.....	7,006	15,979	15,745	233	0	0
5. Negotiated Non-Competitive.....	12,754	19,111	9,340	9,113	1	0
6. Procurement Under Another Agency's Contracts.....	3,240	12,231	3,541	8,690	650	8
6A. GSA Schedules.....	3,240	12,231	3,541	8,690	0	0
6B. Another Agency's Contracts.....	0	0	0	0	0	0
7. Directed Contracts For Foreign Governments.....	0	0	0	0	0	0
8. Tariff Or Regulated Acquisitions.....	0	0				

Part II - Statistics on Selected Types of Acquisition

Type of Acquisition	Number of Actions	Net Dollar Amount (000)
9. Small Business Total Set-Asides.....		
10. Small Business Partial Set-Asides.....	5,687	19,528
11. Total Labor Surplus Area Set-Asides.....	0	0
12. Total Labor Surplus Area/Small Business Set-Asides.....	0	0
13. Acquisitions From Minority And Disadvantaged Business Enterprises (13A+13B).....	367	1,396
13A. Directed To Large Or Small Minority Business Enterprises.....	356	1,055
13B. Small Business - Disadvantaged 8(A).....	11	341
14. Women-Owned Business.....	1,024	584

Fourth Quarter Fiscal Year 1984 Year to Date

Part I - Total Prime Acquisition Actions

Acquisition Method	Number of Actions	Net Dollar Amount (000)				
		Total	Small Business Concerns	Large Business Concerns	Educational & Non-Profit Institutions	Outside U.S./ Outlying Areas
1. TOTAL (2+7+8).....	85,809	146,237				
2. Subtotal (3+4+5+6).....	85,809	146,237	79,477	65,116	1,632	12
3. Formally Advertised (Including 2 Step).....	235	951	589	346	16	0
4. Negotiated Competitive.....	26,615	48,967	41,243	7,711	13	0
5. Negotiated Non-Competitive.....	46,964	60,258	27,077	31,566	1,603	12
6. Procurement Under Another Agency's Contracts.....	11,995	36,061	10,568	25,493	0	0
6A. GSA Schedules.....	11,995	36,061	10,568	25,493	0	0
6B. Another Agency's Contracts.....	0	0	0	0	0	0
7. Directed Contracts For Foreign Governments.....	0	0	0	0	0	0
8. Tariff Or Regulated Acquisitions.....	0	0				

Part II - Statistics on Selected Types of Acquisition

Type of Acquisition	Number of Actions	Net Dollar Amount (000)
9. Small Business Total Set-Asides.....	27,357	52,416
10. Small Business Partial Set-Asides.....	0	0
11. Total Labor Surplus Area Set-Asides.....	0	0
12. Total Labor Surplus Area/Small Business Set-Asides.....	0	0
13. Acquisitions From Minority And Disadvantaged Business Enterprises (13A+13B).....	1,141	2,120
13A. Directed To Large Or Small Minority Business Enterprises.....	1,115	1,714
13B. Small Business - Disadvantaged 8(A).....	26	406
14. Women-Owned Business.....	1,947	1,634

NATIONAL AERONAUTICS & SPACE ADMIN SNAPSHOT REPORT

Actions Reported Individually on SF279 Fourth Quarter Fiscal Year 1984 and Year to Date

	4th Qtr Actions	4th Qtr Dollars (000)	YTD Actions	YTD Dollars (000)	YTD % Actions	YTD % Dollars
National Aeronautics & Space Admin.....	7,968	1,629,455	28,180	6,565,162	100.000	100.000
TYPE CONTRACTOR						
Bus Concerns.....	7,221	1,458,757	25,545	5,814,503	90.649	88.566
Educational & Non-Profit.....	467	140,849	1,747	635,960	6.199	9.687
State Loc Gov.....	220	13,260	734	54,640	2.605	0.832
Non-Defined.....	60	16,589	154	60,059	0.546	0.915
METHODS OF PROC						
2 Step.....	6	1,537	19	1,858	0.067	0.028
Other Formal Adv.....	335	18,103	1,129	69,352	4.006	1.056
Neg Comp.....	4,267	1,024,820	16,318	4,239,582	57.906	64.577
Neg Non-Comp.....	3,360	584,995	10,714	2,254,370	38.020	34.338
Dir For Gvs.....	0	0	0	0	0.000	0.000
Tariff or Reg.....	0	0	0	0	0.000	0.000
SMALL BUSINESS AWARDS						
Prime.....	3,401	127,503	11,867	476,016	42.111	7.251
Total Set-Aside.....	1,230	35,469	4,117	154,212	14.610	2.349
Partial Set-Aside.....	0	0	0	0	0.000	0.000
LABOR SURPLUS AREA						
Total Set-Aside.....	8	36	11	167	0.039	0.003
Tie Bid Pref.....	0	0	0	0	0.000	0.000
Tot LSA Sm Set-Aside.....	97	7,427	248	15,977	0.880	0.243
SUB-TOTAL.....	105	7,463	259	16,144	0.919	0.246
No Pref Given.....	7,863	1,621,992	27,921	6,549,018	99.081	99.754
MINORITY & DISADVANT						
Lg Minority.....	60	1,310	258	6,781	0.916	0.103
Sm Minority.....	265	9,296	1,096	38,162	3.889	0.581
8a Minority.....	811	30,377	2,473	107,656	8.776	1.640
SUB-TOTAL.....	1,136	40,983	3,827	152,599	13.581	2.324
WOMEN OWNED						
.....	246	5,973	740	22,973	2.626	0.350
TYPE OF CONTRACT						
Fixed Price.....	3,791	266,690	14,846	803,578	52.683	12.240
Cost.....	4,027	1,360,722	12,827	5,755,563	45.518	87.668
Time & Material.....	145	1,992	490	5,753	1.739	0.088
Labor Hour.....	5	51	17	268	0.060	0.004
Multi Year.....	0	0	0	0	0.000	0.000
SUBJECT TO STAT REQ						
Walsh Healey Mfr.....	1,417	349,889	4,501	1,217,265	15.972	18.541
Walsh Healey Dir.....	624	35,397	2,075	126,052	7.363	1.920
Service Contracts.....	2,068	379,878	6,542	1,383,972	23.215	21.081
Davis Bacon.....	785	31,999	2,737	93,149	9.713	1.419
Not Subject To.....	3,074	832,292	12,325	3,744,724	43.737	57.039
KIND OF CONTRACT						
Initial Letter.....	16	1,871	62	11,269	0.220	0.172
Def Supersd Ltr.....	1	279	5	312	0.018	0.005
Definitive.....	999	161,662	3,138	488,257	11.136	7.437
Internal Order.....	0	0	0	0	0.000	0.000
Modification.....	6,655	1,441,960	23,465	5,996,245	83.268	91.334
GSA Schedule.....	288	23,702	1,403	68,002	4.979	1.036
External Order.....	8	591	81	2,374	0.287	0.036
Term For Default.....	0	0	2	-2,317	0.007	-0.035
Term For Conven.....	1	-610	24	1,020	0.085	0.016
PRODUCT OR SERVICE						
Supplies & Equipment.....	754	111,360	3,209	364,379	11.388	5.550
Research & Development.....	2,303	946,252	7,479	4,045,665	26.540	61.623
Construction.....	1,061	40,940	3,863	150,161	13.708	2.287
Architect Engineer.....	296	7,874	2,074	38,352	7.360	0.584
Automatic Data Processing Services.....	594	46,612	1,806	215,787	6.409	3.287
ADP Equipment, Purchase & Lease.....	578	48,667	1,986	142,310	7.048	2.168
Real Property, Purchase & Lease.....	5	23	20	839	0.071	0.013
Other Services.....	2,377	427,727	7,743	1,607,669	27.477	24.488
Consultant Services.....	12	886	29	2,870	0.103	0.044

NATIONAL CAPITAL PLANNING COMMISSION SNAPSHOT REPORT

Actions Reported in Summary on SF281

Fourth Quarter Fiscal Year 1984

Part I - Total Prime Acquisition Actions

Acquisition Method	Number of Actions	Net Dollar Amount (000)				
		Total	Small Business Concerns	Large Business Concerns	Educational & Non-Profit Institutions	Outside U.S./ Outlying Areas
1. TOTAL (2+7+8).....	72	76				
2. Subtotal (3+4+5+6).....	72	76				
3. Formally Advertised (Including 2 Step).....	0	0	43	32	1	0
4. Negotiated Competitive.....	43	17	0	0	0	0
5. Negotiated Non-Competitive.....	6	1	16	1	0	0
6. Procurement Under Another Agency's Contracts.....	23	58	0	0	1	0
6A. GSA Schedules.....	20	56	27	31	0	0
6B. Another Agency's Contracts.....	3	2	25	31	0	0
7. Directed Contracts For Foreign Governments.....	0	0	2	0	0	0
8. Tariff Or Regulated Acquisitions.....	0	0				

Part II - Statistics on Selected Types of Acquisition

Type of Acquisition	Number of Actions	Net Dollar Amount (000)
9. Small Business Total Set-Asides.....		
10. Small Business Partial Set-Asides.....	0	0
11. Total Labor Surplus Area Set-Asides.....	0	0
12. Total Labor Surplus Area/Small Business Set-Asides.....	0	0
13. Acquisitions From Minority And Disadvantaged Business Enterprises (13A+13B).....	0	0
13A. Directed To Large Or Small Minority Business Enterprises.....	0	0
13B. Small Business - Disadvantaged 8(A).....	0	0
14. Women-Owned Business.....	0	0

Fourth Quarter Fiscal Year 1984 Year to Date

Part I - Total Prime Acquisition Actions

Acquisition Method	Number of Actions	Net Dollar Amount (000)				
		Total	Small Business Concerns	Large Business Concerns	Educational & Non-Profit Institutions	Outside U.S./ Outlying Areas
1. TOTAL (2+7+8).....	246	154				
2. Subtotal (3+4+5+6).....	246	154				
3. Formally Advertised (Including 2 Step).....	0	0	79	69	6	0
4. Negotiated Competitive.....	128	38	0	0	0	0
5. Negotiated Non-Competitive.....	32	11	31	7	0	0
6. Procurement Under Another Agency's Contracts.....	86	105	5	0	6	0
6A. GSA Schedules.....	74	94	43	62	0	0
6B. Another Agency's Contracts.....	12	11	32	62	0	0
7. Directed Contracts For Foreign Governments.....	0	0	11	0	0	0
8. Tariff Or Regulated Acquisitions.....	0	0				

Part II - Statistics on Selected Types of Acquisition

Type of Acquisition	Number of Actions	Net Dollar Amount (000)
9. Small Business Total Set-Asides.....		
10. Small Business Partial Set-Asides.....	0	0
11. Total Labor Surplus Area Set-Asides.....	0	0
12. Total Labor Surplus Area/Small Business Set-Asides.....	0	0
13. Acquisitions From Minority And Disadvantaged Business Enterprises (13A+13B).....	0	0
13A. Directed To Large Or Small Minority Business Enterprises.....	0	0
13B. Small Business - Disadvantaged 8(A).....	0	0
14. Women-Owned Business.....	4	1

NATIONAL CAPITAL PLANNING COMMISSION SNAPSHOT REPORT

Actions Reported Individually on SF279 Fourth Quarter Fiscal Year 1984 and Year to Date

	4th Qtr Actions	4th Qtr Dollars (000)	YTD Actions	YTD Dollars (000)	YTD % Actions	YTD % Dollars
National Capital Planning Commission.....	0	0	0	0	0.000	0.000
TYPE CONTRACTOR						
Bus Concerns.....	0	0	0	0	0.000	0.000
Educational & Non-Profit.....	0	0	0	0	0.000	0.000
State Loc Gov.....	0	0	0	0	0.000	0.000
Non-Defined.....	0	0	0	0	0.000	0.000
METHODS OF PROC						
2 Step.....	0	0	0	0	0.000	0.000
Other Formal Adv.....	0	0	0	0	0.000	0.000
Neg Comp.....	0	0	0	0	0.000	0.000
Neg Non-Comp.....	0	0	0	0	0.000	0.000
Dir For Govs.....	0	0	0	0	0.000	0.000
Tariff or Reg.....	0	0	0	0	0.000	0.000
SMALL BUSINESS AWARDS						
Prime.....	0	0	0	0	0.000	0.000
Total Set-Aside.....	0	0	0	0	0.000	0.000
Partial Set-Aside.....	0	0	0	0	0.000	0.000
LABOR SURPLUS AREA						
Total Set-Aside.....	0	0	0	0	0.000	0.000
Tie Bid Pref.....	0	0	0	0	0.000	0.000
Tot LSA Sm Set-Aside.....	0	0	0	0	0.000	0.000
SUB-TOTAL						
No Pref Given.....	0	0	0	0	0.000	0.000
MINORITY & DISADVANT						
Lg Minority.....	0	0	0	0	0.000	0.000
Sm Minority.....	0	0	0	0	0.000	0.000
8a Minority.....	0	0	0	0	0.000	0.000
SUB-TOTAL						
WOMEN OWNED.....	0	0	0	0	0.000	0.000
TYPE OF CONTRACT						
Fixed Price.....	0	0	0	0	0.000	0.000
Cost.....	0	0	0	0	0.000	0.000
Time & Material.....	0	0	0	0	0.000	0.000
Labor Hour.....	0	0	0	0	0.000	0.000
Multi Year.....	0	0	0	0	0.000	0.000
SUBJECT TO STAT REQ						
Walsh Healey Mfr.....	0	0	0	0	0.000	0.000
Walsh Healey Dir.....	0	0	0	0	0.000	0.000
Service Contracts.....	0	0	0	0	0.000	0.000
Davis Bacon.....	0	0	0	0	0.000	0.000
Not Subject To.....	0	0	0	0	0.000	0.000
KIND OF CONTRACT						
Initial Letter.....	0	0	0	0	0.000	0.000
Def Supersed Ltr.....	0	0	0	0	0.000	0.000
Definitive.....	0	0	0	0	0.000	0.000
Internal Order.....	0	0	0	0	0.000	0.000
Modification.....	0	0	0	0	0.000	0.000
GSA Schedule.....	0	0	0	0	0.000	0.000
External Order.....	0	0	0	0	0.000	0.000
Term For Default.....	0	0	0	0	0.000	0.000
Term For Conven.....	0	0	0	0	0.000	0.000
PRODUCT OR SERVICE						
Supplies & Equipment.....	0	0	0	0	0.000	0.000
Research & Development.....	0	0	0	0	0.000	0.000
Construction.....	0	0	0	0	0.000	0.000
Architect Engineer.....	0	0	0	0	0.000	0.000
Automatic Data Processing Services.....	0	0	0	0	0.000	0.000
ADP Equipment, Purchase & Lease.....	0	0	0	0	0.000	0.000
Real Property, Purchase & Lease.....	0	0	0	0	0.000	0.000
Other Services.....	0	0	0	0	0.000	0.000
Consultant Services.....	0	0	0	0	0.000	0.000

NATL FOUNDATION ON ARTS AND HUMANITIES SNAPSHOT REPORT

Actions Reported in Summary on SF281

Fourth Quarter Fiscal Year 1984

Part I - Total Prime Acquisition Actions

Acquisition Method	Number of Actions	Net Dollar Amount (000)				
		Total	Small Business Concerns	Large Business Concerns	Educational & Non-Profit Institutions	Outside U.S./ Outlying Areas
1. TOTAL (2+7+8).....	261	187				
2. Subtotal (3+4+5+6).....	261	187				
3. Formally Advertised (Including 2 Step).....	0	0	91	96	0	0
4. Negotiated Competitive.....	208	73	0	0	0	0
5. Negotiated Non-Competitive.....	25	65	37	36	0	0
6. Procurement Under Another Agency's Contracts.....	28	49	49	16	0	0
6A. GSA Schedules.....	28	49	5	44	0	0
6B. Another Agency's Contracts.....	0	0	5	44	0	0
7. Directed Contracts For Foreign Governments.....	0	0	0	0	0	0
8. Tariff Or Regulated Acquisitions.....	0	0				

Part II - Statistics on Selected Types of Acquisition

Type of Acquisition	Number of Actions	Net Dollar Amount (000)
9. Small Business Total Set-Asides.....	0	0
10. Small Business Partial Set-Asides.....	0	0
11. Total Labor Surplus Area Set-Asides.....	0	0
12. Total Labor Surplus Area/Small Business Set-Asides.....	0	0
13. Acquisitions From Minority And Disadvantaged Business Enterprises (13A+13B).....	12	12
13A. Directed To Large Or Small Minority Business Enterprises.....	12	12
13B. Small Business - Disadvantaged 8(A).....	0	0
14. Women-Owned Business.....	0	0

Fourth Quarter Fiscal Year 1984 Year to Date

Part I - Total Prime Acquisition Actions

Acquisition Method	Number of Actions	Net Dollar Amount (000)				
		Total	Small Business Concerns	Large Business Concerns	Educational & Non-Profit Institutions	Outside U.S./ Outlying Areas
1. TOTAL (2+7+8).....	948	635				
2. Subtotal (3+4+5+6).....	948	635				
3. Formally Advertised (Including 2 Step).....	0	0	278	357	0	0
4. Negotiated Competitive.....	832	364	0	0	0	0
5. Negotiated Non-Competitive.....	25	65	221	143	0	0
6. Procurement Under Another Agency's Contracts.....	91	206	49	16	0	0
6A. GSA Schedules.....	91	206	8	198	0	0
6B. Another Agency's Contracts.....	0	0	8	198	0	0
7. Directed Contracts For Foreign Governments.....	0	0	0	0	0	0
8. Tariff Or Regulated Acquisitions.....	0	0				

Part II - Statistics on Selected Types of Acquisition

Type of Acquisition	Number of Actions	Net Dollar Amount (000)
9. Small Business Total Set-Asides.....	0	0
10. Small Business Partial Set-Asides.....	0	0
11. Total Labor Surplus Area Set-Asides.....	0	0
12. Total Labor Surplus Area/Small Business Set-Asides.....	0	0
13. Acquisitions From Minority And Disadvantaged Business Enterprises (13A+13B).....	54	45
13A. Directed To Large Or Small Minority Business Enterprises.....	54	45
13B. Small Business - Disadvantaged 8(A).....	0	0
14. Women-Owned Business.....	0	0

NATL FOUNDATION ON ARTS AND HUMANITIES SNAPSHOT REPORT

Actions Reported Individually on SF279

Fourth Quarter Fiscal Year 1984 and Year to Date

	4th Qtr Actions	4th Qtr Dollars (000)	YTD Actions	YTD Dollars (000)	YTD % Actions	YTD % Dollars
Natl Foundation on Arts and Humanities.....	6	762	26	11,101	100.000	100.000
TYPE CONTRACTOR						
Bus Concerns.....	4	372	19	6,883	73.077	62.003
Educational & Non-Profit.....	2	390	7	4,218	26.923	37.997
State Loc Gov.....	0	0	0	0	0.000	0.000
Non-Defined.....	0	0	0	0	0.000	0.000
METHODS OF PROC						
2 Step.....	0	0	0	0	0.000	0.000
Other Formal Adv.....	0	0	0	0	0.000	0.000
Neg Comp.....	1	249	6	357	23.077	3.216
Neg Non-Comp.....	5	513	20	10,744	76.923	96.784
Dir For Govs.....	0	0	0	0	0.000	0.000
Tariff or Reg.....	0	0	0	0	0.000	0.000
SMALL BUSINESS AWARDS						
Prime.....	2	269	13	6,704	50.000	60.391
Total Set-Aside.....	0	0	0	0	0.000	0.000
Partial Set-Aside.....	0	0	0	0	0.000	0.000
LABOR SURPLUS AREA						
Total Set-Aside.....	0	0	0	0	0.000	0.000
Tie Bid Pref.....	0	0	0	0	0.000	0.000
Tot LSA Sm Set-Aside.....	0	0	0	0	0.000	0.000
SUB-TOTAL.....	0	0	0	0	0.000	0.000
No Pref Given.....	6	762	26	11,101	100.000	100.000
MINORITY & DISADVANT						
Lg Minority.....	0	0	1	19	3.846	0.171
Sm Minority.....	1	249	2	6,370	7.692	57.382
8a Minority.....	0	0	2	60	7.692	0.540
SUB-TOTAL.....	1	249	5	6,449	19.231	58.094
WOMEN OWNED						
.....	1	249	7	6,519	26.923	58.724
TYPE OF CONTRACT						
Fixed Price.....	3	123	8	232	30.769	2.090
Cost.....	3	639	4	6,760	15.385	60.895
Time & Material.....	0	0	12	4,049	46.154	36.474
Labor Hour.....	0	0	2	60	7.692	0.540
Multi Year.....	2	285	2	285	7.692	2.567
SUBJECT TO STAT REQ						
Walsh Healey Mfr.....	2	37	2	37	7.692	0.333
Walsh Healey Dir.....	0	0	0	0	0.000	0.000
Service Contracts.....	0	0	0	0	0.000	0.000
Davis Bacon.....	0	0	0	0	0.000	0.000
Not Subject To.....	4	725	24	11,064	92.308	99.667
KIND OF CONTRACT						
Initial Letter.....	0	0	0	0	0.000	0.000
Def Supersed Ltr.....	0	0	0	0	0.000	0.000
Definitive.....	4	725	20	10,972	76.923	98.838
Internal Order.....	0	0	0	0	0.000	0.000
Modification.....	0	0	1	30	3.846	0.270
GSA Schedule.....	2	37	5	99	19.231	0.892
External Order.....	0	0	0	0	0.000	0.000
Term For Default.....	0	0	0	0	0.000	0.000
Term For Conven.....	0	0	0	0	0.000	0.000
PRODUCT OR SERVICE						
Supplies & Equipment.....	0	0	0	0	0.000	0.000
Research & Development.....	0	0	0	0	0.000	0.000
Construction.....	0	0	0	0	0.000	0.000
Architect Engineer.....	0	0	0	0	0.000	0.000
Automatic Data Processing Services.....	0	0	0	0	0.000	0.000
ADP Equipment, Purchase & Lease.....	0	0	2	60	7.692	0.540
Real Property, Purchase & Lease.....	2	37	5	99	19.231	0.892
Other Services.....	4	0	0	0	0.000	0.000
Consultant Services.....	0	725	19	10,942	73.077	98.568
	0	0	4	104	15.385	0.937

NATIONAL GALLERY OF ART SNAPSHOT REPORT

Actions Reported in Summary on SF281

Fourth Quarter Fiscal Year 1984

Part I - Total Prime Acquisition Actions

Acquisition Method	Number of Actions	Net Dollar Amount (000)				
		Total	Small Business Concerns	Large Business Concerns	Educational & Non-Profit Institutions	Outside U.S./ Outlying Areas
1. TOTAL (2+7+8).....	5	43				
2. Subtotal (3+4+5+6).....	5	43	43	0	0	0
3. Formally Advertised (Including 2 Step).....	0	0	0	0	0	0
4. Negotiated Competitive.....	0	0	0	0	0	0
5. Negotiated Non-Competitive.....	5	43	43	0	0	0
6. Procurement Under Another Agency's Contracts.....	0	0	0	0	0	0
6A. GSA Schedules.....	0	0	0	0	0	0
6B. Another Agency's Contracts.....	0	0	0	0	0	0
7. Directed Contracts For Foreign Governments.....	0	0	0	0	0	0
8. Tariff Or Regulated Acquisitions.....	0	0				

Part II - Statistics on Selected Types of Acquisition

Type of Acquisition	Number of Actions	Net Dollar Amount (000)
9. Small Business Total Set-Asides.....	0	0
10. Small Business Partial Set-Asides.....	0	0
11. Total Labor Surplus Area Set-Asides.....	0	0
12. Total Labor Surplus Area/Small Business Set-Asides.....	0	0
13. Acquisitions From Minority And Disadvantaged Business Enterprises (13A+13B).....	0	0
13A. Directed To Large Or Small Minority Business Enterprises.....	0	0
13B. Small Business - Disadvantaged 8(A).....	0	0
14. Women-Owned Business.....	0	0

Fourth Quarter Fiscal Year 1984 Year to Date

Part I - Total Prime Acquisition Actions

Acquisition Method	Number of Actions	Net Dollar Amount (000)				
		Total	Small Business Concerns	Large Business Concerns	Educational & Non-Profit Institutions	Outside U.S./ Outlying Areas
1. TOTAL (2+7+8).....	17	121				
2. Subtotal (3+4+5+6).....	17	121	121	0	0	0
3. Formally Advertised (Including 2 Step).....	0	0	0	0	0	0
4. Negotiated Competitive.....	5	30	30	0	0	0
5. Negotiated Non-Competitive.....	12	91	91	0	0	0
6. Procurement Under Another Agency's Contracts.....	0	0	0	0	0	0
6A. GSA Schedules.....	0	0	0	0	0	0
6B. Another Agency's Contracts.....	0	0	0	0	0	0
7. Directed Contracts For Foreign Governments.....	0	0	0	0	0	0
8. Tariff Or Regulated Acquisitions.....	0	0				

Part II - Statistics on Selected Types of Acquisition

Type of Acquisition	Number of Actions	Net Dollar Amount (000)
9. Small Business Total Set-Asides.....	0	0
10. Small Business Partial Set-Asides.....	0	0
11. Total Labor Surplus Area Set-Asides.....	0	0
12. Total Labor Surplus Area/Small Business Set-Asides.....	0	0
13. Acquisitions From Minority And Disadvantaged Business Enterprises (13A+13B).....	0	0
13A. Directed To Large Or Small Minority Business Enterprises.....	0	0
13B. Small Business - Disadvantaged 8(A).....	0	0
14. Women-Owned Business.....	0	0

NATIONAL GALLERY OF ART SNAPSHOT REPORT

Actions Reported Individually on SF279
Fourth Quarter Fiscal Year 1984 and Year to Date

	4th Qtr Actions	4th Qtr Dollars (000)	YTD Actions	YTD Dollars (000)	YTD % Actions	YTD % Dollars
National Gallery of Art	10	298	51	1,182	100.000	100.000
TYPE CONTRACTOR						
Bus Concerns	10	298	51	1,182	100.000	100.000
Educational & Non-Profit	0	0	0	0	0.000	0.000
State Loc Gov	0	0	0	0	0.000	0.000
Non-Defined	0	0	0	0	0.000	0.000
METHODS OF PROC						
2 Step	0	0	0	0	0.000	0.000
Other Formal Adv	0	0	12	246	23.529	20.812
Neg Comp	1	29	7	157	13.725	13.283
Neg Non-Comp	9	269	32	779	62.745	65.905
Dir For Govs	0	0	0	0	0.000	0.000
Tariff or Reg	0	0	0	0	0.000	0.000
SMALL BUSINESS AWARDS						
Prime	10	298	51	1,182	100.000	100.000
Total Set-Aside	0	0	0	0	0.000	0.000
Partial Set-Aside	0	0	0	0	0.000	0.000
LABOR SURPLUS AREA						
Total Set-Aside	0	0	0	0	0.000	0.000
Tie Bid Pref	0	0	0	0	0.000	0.000
Tot LSA Sm Set-Aside	0	0	0	0	0.000	0.000
SUB-TOTAL	0	0	0	0	0.000	0.000
No Pref Given	10	298	51	1,182	100.000	100.000
MINORITY & DISADVANT						
Lg Minority	0	0	0	0	0.000	0.000
Sm Minority	0	0	0	0	0.000	0.000
8a Minority	0	0	0	0	0.000	0.000
SUB-TOTAL	0	0	0	0	0.000	0.000
WOMEN OWNED						
	0	0	0	0	0.000	0.000
TYPE OF CONTRACT						
Fixed Price	10	298	51	1,182	100.000	100.000
Cost	0	0	0	0	0.000	0.000
Time & Material	0	0	0	0	0.000	0.000
Labor Hour	0	0	0	0	0.000	0.000
Multi Year	0	0	0	0	0.000	0.000
SUBJECT TO STAT REQ						
Walsh Healey Mfr	0	0	0	0	0.000	0.000
Walsh Healey Dir	0	0	0	0	0.000	0.000
Service Contracts	0	0	0	0	0.000	0.000
Davis Bacon	0	0	0	0	0.000	0.000
Not Subject To	10	298	51	1,182	100.000	100.000
KIND OF CONTRACT						
Initial Letter	0	0	0	0	0.000	0.000
Def Supersed Ltr	0	0	0	0	0.000	0.000
Definitive	10	298	51	1,182	100.000	100.000
Internal Order	0	0	0	0	0.000	0.000
Modification	0	0	0	0	0.000	0.000
GSA Schedule	0	0	0	0	0.000	0.000
External Order	0	0	0	0	0.000	0.000
Term For Default	0	0	0	0	0.000	0.000
Term For Conven	0	0	0	0	0.000	0.000
PRODUCT OR SERVICE						
Supplies & Equipment	0	0	7	182	13.725	15.398
Research & Development	0	0	0	0	0.000	0.000
Construction	5	185	19	426	37.255	36.041
Architect Engineer	0	0	0	0	0.000	0.000
Automatic Data Processing Services	0	0	0	0	0.000	0.000
ADP Equipment, Purchase & Lease	0	0	0	0	0.000	0.000
Real Property, Purchase & Lease	0	0	0	0	0.000	0.000
Other Services	5	113	25	574	49.020	48.562
Consultant Services	0	0	0	0	0.000	0.000

NATIONAL LABOR RELATIONS BOARD SNAPSHOT REPORT

Actions Reported in Summary on SF281

Fourth Quarter Fiscal Year 1984

Part I - Total Prime Acquisition Actions

Acquisition Method	Number of Actions	Net Dollar Amount (000)				
		Total	Small Business Concerns	Large Business Concerns	Educational & Non-Profit Institutions	Outside U.S./ Outlying Areas
1. TOTAL (2+7+8).....	649	603				
2. Subtotal (3+4+5+6).....	640	595	375	210	10	0
3. Formally Advertised (Including 2 Step).....	0	0	0	0	0	0
4. Negotiated Competitive.....	130	184	161	23	0	0
5. Negotiated Non-Competitive.....	255	200	93	97	10	0
6. Procurement Under Another Agency's Contracts.....	255	211	121	90	0	0
6A. GSA Schedules.....	239	202	121	81	0	0
6B. Another Agency's Contracts.....	16	9	0	9	0	0
7. Directed Contracts For Foreign Governments.....	0	0				0
8. Tariff Or Regulated Acquisitions.....	9	8				

Part II - Statistics on Selected Types of Acquisition

Type of Acquisition	Number of Actions	Net Dollar Amount (000)
9. Small Business Total Set-Asides.....	41	4
10. Small Business Partial Set-Asides.....	0	0
11. Total Labor Surplus Area Set-Asides.....	0	0
12. Total Labor Surplus Area/Small Business Set-Asides.....	0	0
13. Acquisitions From Minority And Disadvantaged Business Enterprises (13A+13B).....	11	18
13A. Directed To Large Or Small Minority Business Enterprises.....	5	11
13B. Small Business - Disadvantaged 8(A).....	6	7
14. Women-Owned Business.....	28	16

Fourth Quarter Fiscal Year 1984 Year to Date

Part I - Total Prime Acquisition Actions

Acquisition Method	Number of Actions	Net Dollar Amount (000)				
		Total	Small Business Concerns	Large Business Concerns	Educational & Non-Profit Institutions	Outside U.S./ Outlying Areas
1. TOTAL (2+7+8).....	2,155	1,852				
2. Subtotal (3+4+5+6).....	2,106	1,831	926	869	36	0
3. Formally Advertised (Including 2 Step).....	0	0	0	0	0	0
4. Negotiated Competitive.....	502	369	246	123	0	0
5. Negotiated Non-Competitive.....	467	399	198	168	33	0
6. Procurement Under Another Agency's Contracts.....	1,137	1,063	482	578	3	0
6A. GSA Schedules.....	1,070	1,041	469	569	3	0
6B. Another Agency's Contracts.....	67	22	13	9	0	0
7. Directed Contracts For Foreign Governments.....	0	0				
8. Tariff Or Regulated Acquisitions.....	49	21				

Part II - Statistics on Selected Types of Acquisition

Type of Acquisition	Number of Actions	Net Dollar Amount (000)
9. Small Business Total Set-Asides.....	61	6
10. Small Business Partial Set-Asides.....	0	0
11. Total Labor Surplus Area Set-Asides.....	0	0
12. Total Labor Surplus Area/Small Business Set-Asides.....	0	0
13. Acquisitions From Minority And Disadvantaged Business Enterprises (13A+13B).....	39	39
13A. Directed To Large Or Small Minority Business Enterprises.....	23	24
13B. Small Business - Disadvantaged 8(A).....	16	15
14. Women-Owned Business.....	43	26

NATIONAL LABOR RELATIONS BOARD SNAPSHOT REPORT

Actions Reported Individually on SF279
Fourth Quarter Fiscal Year 1984 and Year to Date

	4th Qtr Actions	4th Qtr Dollars (000)	YTD Actions	YTD Dollars (000)	YTD % Actions	YTD % Dollars
National Labor Relations Board	26	721	68	2,358	100.000	100.000
TYPE CONTRACTOR						
Bus Concerns	26	721	68	2,358	100.000	100.000
Educational & Non-Profit	0	0	0	0	0.000	0.000
State Loc Gov	0	0	0	0	0.000	0.000
Non-Defined	0	0	0	0	0.000	0.000
METHODS OF PROC						
2 Step	0	0	0	0	0.000	0.000
Other Formal Adv	0	0	2	246	2.941	10.433
Neg Comp	26	721	64	2,072	94.118	87.871
Neg Non-Comp	0	0	0	0	0.000	0.000
Dir For Govs	0	0	0	0	0.000	0.000
Tariff or Reg	0	0	2	40	2.941	1.696
SMALL BUSINESS AWARDS						
Prime	8	347	20	466	29.412	19.763
Total Set-Aside	0	0	0	0	0.000	0.000
Partial Set-Aside	0	0	0	0	0.000	0.000
LABOR SURPLUS AREA						
Total Set-Aside	0	0	0	0	0.000	0.000
Tie Bid Pref	0	0	0	0	0.000	0.000
Tot LSA Sm Set-Aside	0	0	0	0	0.000	0.000
Combined Sm Bus Part LSA (DOD Only)	0	0	2	29	2.941	1.230
SUB-TOTAL	0	0	2	29	2.941	1.230
No Pref Given	26	721	66	2,329	97.059	98.770
MINORITY & DISADVANT						
Lg Minority	0	0	0	0	0.000	0.000
Sm Minority	3	214	5	241	7.353	10.221
Ba Minority	0	0	0	0	0.000	0.000
SUB-TOTAL	3	214	5	241	7.353	10.221
WOMEN OWNED	0	0	1	15	1.471	0.636
TYPE OF CONTRACT						
Fixed Price	26	721	67	2,343	98.529	99.364
Cost	0	0	0	0	0.000	0.000
Time & Material	0	0	0	0	0.000	0.000
Labor Hour	0	0	1	15	1.471	0.636
Multi Year	0	0	4	158	5.882	6.701
SUBJECT TO STAT REQ						
Walsh Healey Mfr	1	24	26	1,080	38.235	45.802
Walsh Healey Dir	0	0	1	82	1.471	3.478
Service Contracts	0	0	6	122	8.824	5.174
Davis Bacon	0	0	0	0	0.000	0.000
Not Subject To	25	697	35	1,074	51.471	45.547
KIND OF CONTRACT						
Initial Letter	0	0	0	0	0.000	0.000
Def Superseded Ltr	0	0	0	0	0.000	0.000
Definitive	14	500	24	782	35.294	33.164
Internal Order	0	0	5	423	7.353	17.939
Modification	0	0	0	0	0.000	0.000
GSA Schedule	11	210	38	1,142	55.882	48.431
External Order	1	11	1	11	1.471	0.466
Term For Default	0	0	0	0	0.000	0.000
Term For Conven	0	0	0	0	0.000	0.000
PRODUCT OR SERVICE						
Supplies & Equipment	15	445	34	1,312	50.000	55.640
Research & Development	0	0	0	0	0.000	0.000
Construction	0	0	0	0	0.000	0.000
Architect Engineer	0	0	0	0	0.000	0.000
Automatic Data Processing Services	0	0	0	0	0.000	0.000
ADP Equipment, Purchase & Lease	7	154	16	677	23.529	28.711
Real Property, Purchase & Lease	2	102	4	136	5.882	5.768
Other Services	2	20	14	233	20.588	9.881
Consultant Services	0	0	2	64	2.941	2.714

NATIONAL MEDIATION BOARD SNAPSHOT REPORT

Actions Reported in Summary on SF281

Fourth Quarter Fiscal Year 1984

Part I - Total Prime Acquisition Actions

Acquisition Method	Number of Actions	Net Dollar Amount (000)				
		Total	Small Business Concerns	Large Business Concerns	Educational & Non-Profit Institutions	Outside U.S./ Outlying Areas
1. TOTAL (2+7+8).....	81	214				
2. Subtotal (3+4+5+6).....	81	214				
3. Formally Advertised (Including 2 Step).....	0	0			191	0
4. Negotiated Competitive.....	1	1	10	13	0	0
5. Negotiated Non-Competitive.....	25	17	7	0	0	0
6. Procurement Under Another Agency's Contracts.....	55	196	2	10	0	0
6A. GSA Schedules.....	8	5	2	3	191	0
6B. Another Agency's Contracts.....	47	191	0	0	0	0
7. Directed Contracts For Foreign Governments.....	0	0			191	0
8. Tariff Or Regulated Acquisitions.....	0	0				0

Part II - Statistics on Selected Types of Acquisition

Type of Acquisition	Number of Actions	Net Dollar Amount (000)
9. Small Business Total Set-Asides.....	0	0
10. Small Business Partial Set-Asides.....	0	0
11. Total Labor Surplus Area Set-Asides.....	0	0
12. Total Labor Surplus Area/Small Business Set-Asides.....	0	0
13. Acquisitions From Minority And Disadvantaged Business Enterprises (13A+13B).....	0	0
13A. Directed To Large Or Small Minority Business Enterprises.....	0	0
13B. Small Business - Disadvantaged 8(A).....	0	0
14. Women-Owned Business.....	0	0

Fourth Quarter Fiscal Year 1984 Year to Date

Part I - Total Prime Acquisition Actions

Acquisition Method	Number of Actions	Net Dollar Amount (000)				
		Total	Small Business Concerns	Large Business Concerns	Educational & Non-Profit Institutions	Outside U.S./ Outlying Areas
1. TOTAL (2+7+8).....	222	290				
2. Subtotal (3+4+5+6).....	222	290				
3. Formally Advertised (Including 2 Step).....	1	1	37	61	192	0
4. Negotiated Competitive.....	2	2	1	0	0	0
5. Negotiated Non-Competitive.....	124	69	2	0	0	0
6. Procurement Under Another Agency's Contracts.....	95	218	24	44	1	0
6A. GSA Schedules.....	48	27	10	17	191	0
6B. Another Agency's Contracts.....	47	191	10	17	0	0
7. Directed Contracts For Foreign Governments.....	0	0	0	0	191	0
8. Tariff Or Regulated Acquisitions.....	0	0				0

Part II - Statistics on Selected Types of Acquisition

Type of Acquisition	Number of Actions	Net Dollar Amount (000)
9. Small Business Total Set-Asides.....	0	0
10. Small Business Partial Set-Asides.....	0	0
11. Total Labor Surplus Area Set-Asides.....	0	0
12. Total Labor Surplus Area/Small Business Set-Asides.....	0	0
13. Acquisitions From Minority And Disadvantaged Business Enterprises (13A+13B).....	0	0
13A. Directed To Large Or Small Minority Business Enterprises.....	0	0
13B. Small Business - Disadvantaged 8(A).....	0	0
14. Women-Owned Business.....	0	0

NATIONAL MEDIATION BOARD SNAPSHOT REPORT

Actions Reported Individually on SF279

Fourth Quarter Fiscal Year 1984 and Year to Date

	4th Qtr Actions	4th Qtr Dollars (000)	YTD Actions	YTD Dollars (000)	YTD % Actions	YTD % Dollars
National Mediation Board.....	45	569	125	1,771	100.000	100.000
TYPE CONTRACTOR						
Bus Concerns.....	45	569	125	1,771	100.000	100.000
Educational & Non-Profit.....	0	0	0	0	0.000	0.000
State Loc Gov.....	0	0	0	0	0.000	0.000
Non-Defined.....	0	0	0	0	0.000	0.000
METHODS OF PROC						
2 Step.....	0	0	0	0	0.000	0.000
Other Formal Adv.....	0	0	0	0	0.000	0.000
Neg Comp.....	2	20	6	92	4.800	5.195
Neg Non-Comp.....	43	549	119	1,679	95.200	94.805
Dir For Govs.....	0	0	0	0	0.000	0.000
Tariff or Reg.....	0	0	0	0	0.000	0.000
SMALL BUSINESS AWARDS						
Prime.....	43	549	119	1,679	95.200	94.805
Total Set-Aside.....	0	0	0	0	0.000	0.000
Partial Set-Aside.....	0	0	0	0	0.000	0.000
LABOR SURPLUS AREA						
Total Set-Aside.....	0	0	0	0	0.000	0.000
Tie Bid Pref.....	0	0	0	0	0.000	0.000
Tot LSA Sm Set-Aside.....	0	0	0	0	0.000	0.000
SUB-TOTAL.....	0	0	0	0	0.000	0.000
No Pref Given.....	45	569	125	1,771	100.000	100.000
MINORITY & DISADVANT						
Lg Minority.....	0	0	0	0	0.000	0.000
Sm Minority.....	0	0	0	0	0.000	0.000
8a Minority.....	0	0	0	0	0.000	0.000
SUB-TOTAL.....	0	0	0	0	0.000	0.000
WOMEN OWNED						
.....	0	0	0	0	0.000	0.000
TYPE OF CONTRACT						
Fixed Price.....	2	20	7	108	5.600	6.098
Cost.....	0	0	0	0	0.000	0.000
Time & Material.....	0	0	0	0	0.000	0.000
Labor Hour.....	43	549	118	1,663	94.400	93.902
Multi Year.....	0	0	0	0	0.000	0.000
SUBJECT TO STAT REQ						
Walsh Healey Mfr.....	1	11	3	48	2.400	2.710
Walsh Healey Dir.....	0	0	0	0	0.000	0.000
Service Contracts.....	0	0	1	20	0.800	1.129
Davis Bacon.....	0	0	0	0	0.000	0.000
Not Subject To.....	44	558	121	1,703	96.800	96.160
KIND OF CONTRACT						
Initial Letter.....	0	0	0	0	0.000	0.000
Def Supersd Ltr.....	0	0	0	0	0.000	0.000
Definitive.....	8	111	47	785	37.600	44.325
Internal Order.....	0	0	0	0	0.000	0.000
Modification.....	37	458	75	928	60.000	52.400
GSA Schedule.....	0	0	3	58	2.400	3.275
External Order.....	0	0	0	0	0.000	0.000
Term For Default.....	0	0	0	0	0.000	0.000
Term For Conven.....	0	0	0	0	0.000	0.000
PRODUCT OR SERVICE						
Supplies & Equipment.....	0	0	0	0	0.000	0.000
Research & Development.....	0	0	0	0	0.000	0.000
Construction.....	0	0	0	0	0.000	0.000
Architect Engineer.....	0	0	0	0	0.000	0.000
Automatic Data Processing Services.....	0	0	0	0	0.000	0.000
ADP Equipment, Purchase & Lease.....	1	9	3	47	2.400	2.654
Real Property, Purchase & Lease.....	0	0	0	0	0.000	0.000
Other Services.....	44	560	122	1,724	97.600	97.346
Consultant Services.....	0	0	0	0	0.000	0.000

NATIONAL SCIENCE FOUNDATION SNAPSHOT REPORT

Actions Reported in Summary on SF281

Fourth Quarter Fiscal Year 1984

Part I - Total Prime Acquisition Actions

Acquisition Method	Number of Actions	Net Dollar Amount (000)				
		Total	Small Business Concerns	Large Business Concerns	Educational & Non-Profit Institutions	Outside U.S./ Outlying Areas
1. TOTAL (2+7+8).....	353	577				
2. Subtotal (3+4+5+6).....	353	577				
3. Formally Advertised (Including 2 Step).....	2	5	415	149	13	0
4. Negotiated Competitive.....	119	364	5	0	0	0
5. Negotiated Non-Competitive.....	166	113	182	182	0	0
6. Procurement Under Another Agency's Contracts.....	66	95	220	-125	18	0
6A. GSA Schedules.....	66	95	8	92	-5	0
6B. Another Agency's Contracts.....	0	0	8	92	-5	0
7. Directed Contracts For Foreign Governments.....	0	0	0	0	0	0
8. Tariff Or Regulated Acquisitions.....	0	0				

Part II - Statistics on Selected Types of Acquisition

Type of Acquisition	Number of Actions	Net Dollar Amount (000)
9. Small Business Total Set-Asides.....	118	177
10. Small Business Partial Set-Asides.....	0	0
11. Total Labor Surplus Area Set-Asides.....	21	46
12. Total Labor Surplus Area/Small Business Set-Asides.....	19	34
13. Acquisitions From Minority And Disadvantaged Business Enterprises (13A + 13B).....	30	102
13A. Directed To Large Or Small Minority Business Enterprises.....	15	-14
13B. Small Business - Disadvantaged 8(A).....	15	116
14. Women-Owned Business.....	9	18

Fourth Quarter Fiscal Year 1984 Year to Date

Part I - Total Prime Acquisition Actions

Acquisition Method	Number of Actions	Net Dollar Amount (000)				
		Total	Small Business Concerns	Large Business Concerns	Educational & Non-Profit Institutions	Outside U.S./ Outlying Areas
1. TOTAL (2+7+8).....	1,523	2,245				
2. Subtotal (3+4+5+6).....	1,523	2,245				
3. Formally Advertised (Including 2 Step).....	2	5	1,655	481	107	2
4. Negotiated Competitive.....	497	1,117	5	0	0	0
5. Negotiated Non-Competitive.....	789	760	865	237	15	0
6. Procurement Under Another Agency's Contracts.....	235	363	729	-51	81	1
6A. GSA Schedules.....	210	326	56	295	11	1
6B. Another Agency's Contracts.....	25	37	56	271	-2	1
7. Directed Contracts For Foreign Governments.....	0	0	0	24	13	0
8. Tariff Or Regulated Acquisitions.....	0	0				

Part II - Statistics on Selected Types of Acquisition

Type of Acquisition	Number of Actions	Net Dollar Amount (000)
9. Small Business Total Set-Asides.....	183	339
10. Small Business Partial Set-Asides.....	0	0
11. Total Labor Surplus Area Set-Asides.....	100	167
12. Total Labor Surplus Area/Small Business Set-Asides.....	29	42
13. Acquisitions From Minority And Disadvantaged Business Enterprises (13A + 13B).....	62	150
13A. Directed To Large Or Small Minority Business Enterprises.....	47	34
13B. Small Business - Disadvantaged 8(A).....	15	116
14. Women-Owned Business.....	52	91

NATIONAL SCIENCE FOUNDATION SNAPSHOT REPORT

Actions Reported Individually on SF279
Fourth Quarter Fiscal Year 1984 and Year to Date

	4th Qtr Actions	4th Qtr Dollars (000)	YTD Actions	YTD Dollars (000)	YTD % Actions	YTD % Dollars
National Science Foundation.....	95	31,351	277	195,285	100.000	100.000
TYPE CONTRACTOR						
Bus Concerns.....	58	3,585	163	27,394	58.845	14.028
Educational & Non-Profit.....	34	22,051	103	155,087	37.184	79.416
State Loc Gov.....	2	5,700	10	12,789	3.610	6.549
Non-Defined.....	1	15	1	15	0.361	0.008
METHODS OF PROC						
2 Step.....	0	0	0	0	0.000	0.000
Other Formal Adv.....	0	0	18	232	6.498	0.119
Neg Comp.....	37	3,882	100	29,236	36.101	14.971
Neg Non-Comp.....	58	27,469	159	165,817	57.401	84.910
Dir For Govs.....	0	0	0	0	0.000	0.000
Tariff or Reg.....	0	0	0	0	0.000	0.000
SMALL BUSINESS AWARDS						
Prime.....	29	1,394	87	4,132	31.408	2.116
Total Set-Aside.....	5	483	8	546	2.888	0.280
Partial Set-Aside.....	0	0	0	0	0.000	0.000
LABOR SURPLUS AREA						
Total Set-Aside.....	0	0	0	0	0.000	0.000
Tie Bid Pref.....	0	0	0	0	0.000	0.000
Tot LSA Sm Set-Aside.....	0	0	0	0	0.000	0.000
SUB-TOTAL.....	0	0	0	0	0.000	0.000
No Pref Given.....	95	31,351	277	195,285	100.000	100.000
MINORITY & DISADVANT						
Lg Minority.....	0	0	0	0	0.000	0.000
Sm Minority.....	1	17	4	64	1.444	0.033
8a Minority.....	8	269	14	693	5.054	0.355
SUB-TOTAL.....	9	286	18	757	6.498	0.388
WOMEN OWNED						
.....	4	459	12	1,139	4.332	0.583
TYPE OF CONTRACT						
Fixed Price.....	43	768	102	3,111	36.823	1.593
Cost.....	52	30,583	161	191,967	58.123	98.301
Time & Material.....	0	0	14	207	5.054	0.106
Labor Hour.....	0	0	0	0	0.000	0.000
Multi Year.....	14	7,596	58	130,446	20.939	66.798
SUBJECT TO STAT REQ						
Walsh Healey Mfr.....	12	404	16	790	5.776	0.405
Walsh Healey Dir.....	2	24	7	111	2.527	0.057
Service Contracts.....	21	6,257	91	98,438	32.852	50.407
Davis Bacon.....	1	-10	1	-10	0.361	-0.005
Not Subject To.....	59	24,676	162	95,956	58.484	49.136
KIND OF CONTRACT						
Initial Letter.....	1	52	1	52	0.361	0.027
Def Superseded Ltr.....	0	0	0	0	0.000	0.000
Definitive.....	25	1,765	57	29,986	20.578	15.355
Internal Order.....	7	548	24	1,573	8.664	0.805
Modification.....	46	28,516	150	161,792	54.152	82.849
GSA Schedule.....	16	470	42	1,797	15.162	0.920
External Order.....	0	0	3	85	1.083	0.044
Term For Default.....	0	0	0	0	0.000	0.000
Term For Conven.....	0	0	0	0	0.000	0.000
PRODUCT OR SERVICE						
Supplies & Equipment.....	16	417	23	586	8.303	0.300
Research & Development.....	23	13,379	61	57,760	22.022	29.577
Construction.....	2	15	3	11,229	1.083	5.750
Architect Engineer.....	0	0	1	438	0.361	0.224
Automatic Data Processing Services.....	7	1,187	19	2,225	6.859	1.139
ADP Equipment, Purchase & Lease.....	1	15	7	611	2.527	0.313
Real Property, Purchase & Lease.....	0	0	0	0	0.000	0.000
Other Services.....	46	16,338	163	122,436	58.845	62.696
Consultant Services.....	0	0	1	25	0.361	0.013

NATIONAL TRANSPORTATION SAFETY BOARD SNAPSHOT REPORT

Actions Reported in Summary on SF281

Fourth Quarter Fiscal Year 1984

Part I - Total Prime Acquisition Actions

Acquisition Method	Number of Actions	Net Dollar Amount (000)				
		Total	Small Business Concerns	Large Business Concerns	Educational & Non-Profit Institutions	Outside U.S./ Outlying Areas
1. TOTAL (2+7+8).....						
2. Subtotal (3+4+5+6).....						
3. Formally Advertised (Including 2 Step).....						
4. Negotiated Competitive.....						
5. Negotiated Non-Competitive.....						
6. Procurement Under Another Agency's Contracts.....						
6A. GSA Schedules.....						
6B. Another Agency's Contracts.....						
7. Directed Contracts For Foreign Governments.....						
8. Tariff Or Regulated Acquisitions.....						

Part II - Statistics on Selected Types of Acquisition

Type of Acquisition	Number of Actions	Net Dollar Amount (000)
9. Small Business Total Set-Asides.....		
10. Small Business Partial Set-Asides.....		
11. Total Labor Surplus Area Set-Asides.....		
12. Total Labor Surplus Area/Small Business Set-Asides.....		
13. Acquisitions From Minority And Disadvantaged Business Enterprises (13A+13B).....		
13A. Directed To Large Or Small Minority Business Enterprises.....		
13B. Small Business - Disadvantaged 8(A).....		
14. Women-Owned Business.....		

*** FAILED TO REPORT ***

Fourth Quarter Fiscal Year 1984 Year to Date

Part I - Total Prime Acquisition Actions

Acquisition Method	Number of Actions	Net Dollar Amount (000)				
		Total	Small Business Concerns	Large Business Concerns	Educational & Non-Profit Institutions	Outside U.S./ Outlying Areas
1. TOTAL (2+7+8).....	216	310				
2. Subtotal (3+4+5+6).....	208	291				
3. Formally Advertised (Including 2 Step).....	0	0	198	91	2	0
4. Negotiated Competitive.....	51	76	0	0	0	0
5. Negotiated Non-Competitive.....	105	124	8	68	0	0
6. Procurement Under Another Agency's Contracts.....	52	91	104	18	2	0
6A. GSA Schedules.....	52	91	86	5	0	0
6B. Another Agency's Contracts.....	0	0	86	5	0	0
7. Directed Contracts For Foreign Governments.....	0	0	0	0	0	0
8. Tariff Or Regulated Acquisitions.....	8	19				

Part II - Statistics on Selected Types of Acquisition

Type of Acquisition	Number of Actions	Net Dollar Amount (000)
9. Small Business Total Set-Asides.....		
10. Small Business Partial Set-Asides.....	177	129
11. Total Labor Surplus Area Set-Asides.....	0	0
12. Total Labor Surplus Area/Small Business Set-Asides.....	10	39
13. Acquisitions From Minority And Disadvantaged Business Enterprises (13A+13B).....	10	68
13A. Directed To Large Or Small Minority Business Enterprises.....	16	68
13B. Small Business - Disadvantaged 8(A).....	16	68
14. Women-Owned Business.....	0	0

NATIONAL TRANSPORTATION SAFETY BOARD SNAPSHOT REPORT

Actions Reported Individually on SF279 Fourth Quarter Fiscal Year 1984 and Year to Date

	4th Qtr Actions	4th Qtr Dollars (000)	YTD Actions	YTD Dollars (000)	YTD % Actions	YTD % Dollars
National Transportation Safety Board.....			4	418	100.000	100.000
TYPE CONTRACTOR						
Bus Concerns			4	418	100.000	100.000
Educational & Non-Profit			0	0	0.000	0.000
State Loc Gov.....			0	0	0.000	0.000
Non-Defined			0	0	0.000	0.000
METHODS OF PROC						
2 Step			0	0	0.000	0.000
Other Formal Adv.....			2	247	50.000	59.091
Neg Comp			1	16	25.000	3.828
Neg Non-Comp			1	155	25.000	37.081
Dir For Govs			0	0	0.000	0.000
Tariff or Reg.....			0	0	0.000	0.000
SMALL BUSINESS AWARDS						
Prime			3	186	75.000	44.498
Total Set-Aside			0	0	0.000	0.000
Partial Set-Aside			0	0	0.000	0.000
LABOR SURPLUS AREA						
Total Set-Aside			0	0	0.000	0.000
Tie Bid Pref			0	0	0.000	0.000
Tot LSA Sm Set-Aside.....			0	0	0.000	0.000
SUB-TOTAL						
No Pref Given			4	418	100.000	100.000
MINORITY & DISADVANT						
Lg Minority.....			0	0	0.000	0.000
Sm Minority			0	0	0.000	0.000
8a Minority.....			1	155	25.000	37.081
SUB-TOTAL						
.....			1	155	25.000	37.081
WOMEN OWNED						
.....			0	0	0.000	0.000
TYPE OF CONTRACT						
Fixed Price			4	418	100.000	100.000
Cost.....			0	0	0.000	0.000
Time & Material			0	0	0.000	0.000
Labor Hour			0	0	0.000	0.000
Multi Year			2	247	50.000	59.091
SUBJECT TO STAT REQ						
Walsh Healey Mfr.....			0	0	0.000	0.000
Walsh Healey Dir.....			0	0	0.000	0.000
Service Contracts.....			4	418	100.000	100.000
Davis Bacon.....			0	0	0.000	0.000
Not Subject To			0	0	0.000	0.000
KIND OF CONTRACT						
Initial Letter			1	155	25.000	37.081
Def Supersd Ltr.....			0	0	0.000	0.000
Definitive			3	263	75.000	62.919
Internal Order.....			0	0	0.000	0.000
Modification			0	0	0.000	0.000
GSA Schedule			0	0	0.000	0.000
External Order.....			0	0	0.000	0.000
Term For Default.....			0	0	0.000	0.000
Term For Conven.....			0	0	0.000	0.000
PRODUCT OR SERVICE						
Supplies & Equipment			0	0	0.000	0.000
Research & Development.....			0	0	0.000	0.000
Construction.....			0	0	0.000	0.000
Architect Engineer.....			0	0	0.000	0.000
Automatic Data Processing Services.....			1	232	25.000	55.502
ADP Equipment, Purchase & Lease.....			0	0	0.000	0.000
Real Property, Purchase & Lease.....			0	0	0.000	0.000
Other Services.....			3	186	75.000	44.498
Consultant Services.....			0	0	0.000	0.000

*** FAILED TO REPORT ***

NUCLEAR REGULATORY COMMISSION SNAPSHOT REPORT

Actions Reported in Summary on SF281

Fourth Quarter Fiscal Year 1984

Part I - Total Prime Acquisition Actions

Acquisition Method	Number of Actions	Net Dollar Amount (000)				
		Total	Small Business Concerns	Large Business Concerns	Educational & Non-Profit Institutions	Outside U.S./ Outlying Areas
1. TOTAL (2+7+8).....	979	1,024				
2. Subtotal (3+4+5+6).....	926	1,014	463	394	157	0
3. Formally Advertised (Including 2 Step).....	2	1	0	1	0	0
4. Negotiated Competitive.....	172	231	192	29	10	0
5. Negotiated Non-Competitive.....	554	478	165	166	147	0
6. Procurement Under Another Agency's Contracts.....	198	304	106	198	0	0
6A. GSA Schedules.....	198	304	106	198	0	0
6B. Another Agency's Contracts.....	0	0	0	0	0	0
7. Directed Contracts For Foreign Governments.....	0	0				
8. Tariff Or Regulated Acquisitions.....	53	10				

Part II - Statistics on Selected Types of Acquisition

Type of Acquisition	Number of Actions	Net Dollar Amount (000)
9. Small Business Total Set-Asides.....	2	18
10. Small Business Partial Set-Asides.....	0	0
11. Total Labor Surplus Area Set-Asides.....	0	0
12. Total Labor Surplus Area/Small Business Set-Asides.....	0	0
13. Acquisitions From Minority And Disadvantaged Business Enterprises (13A+13B).....	9	17
13A. Directed To Large Or Small Minority Business Enterprises.....	7	8
13B. Small Business - Disadvantaged 8(A).....	2	9
14. Women-Owned Business.....	22	41

Fourth Quarter Fiscal Year 1984 Year to Date

Part I - Total Prime Acquisition Actions

Acquisition Method	Number of Actions	Net Dollar Amount (000)				
		Total	Small Business Concerns	Large Business Concerns	Educational & Non-Profit Institutions	Outside U.S./ Outlying Areas
1. TOTAL (2+7+8).....	3,341	4,234				
2. Subtotal (3+4+5+6).....	3,155	3,861	1,987	1,588	284	2
3. Formally Advertised (Including 2 Step).....	10	28	24	4	0	0
4. Negotiated Competitive.....	533	707	547	135	25	0
5. Negotiated Non-Competitive.....	1,808	1,587	871	455	259	2
6. Procurement Under Another Agency's Contracts.....	804	1,539	545	994	0	0
6A. GSA Schedules.....	804	1,539	545	994	0	0
6B. Another Agency's Contracts.....	0	0	0	0	0	0
7. Directed Contracts For Foreign Governments.....	0	0				
8. Tariff Or Regulated Acquisitions.....	186	373				

Part II - Statistics on Selected Types of Acquisition

Type of Acquisition	Number of Actions	Net Dollar Amount (000)
9. Small Business Total Set-Asides.....	7	29
10. Small Business Partial Set-Asides.....	2	3
11. Total Labor Surplus Area Set-Asides.....	0	0
12. Total Labor Surplus Area/Small Business Set-Asides.....	0	0
13. Acquisitions From Minority And Disadvantaged Business Enterprises (13A+13B).....	35	22
13A. Directed To Large Or Small Minority Business Enterprises.....	31	17
13B. Small Business - Disadvantaged 8(A).....	4	5
14. Women-Owned Business.....	63	130

NUCLEAR REGULATORY COMMISSION SNAPSHOT REPORT

Actions Reported Individually on SF279
Fourth Quarter Fiscal Year 1984 and Year to Date

	4th Qtr Actions	4th Qtr Dollars (000)	YTD Actions	YTD Dollars (000)	YTD % Actions	YTD % Dollars
Nuclear Regulatory Commission.....	152	12,740	448	63,333	100.000	100.000
TYPE CONTRACTOR						
Bus Concerns	125	10,038	369	48,705	82.366	76.903
Educational & Non-Profit	13	1,569	39	11,657	8.705	18.406
State Loc Gov	14	1,133	38	2,869	8.482	4.530
Non-Defined	0	0	2	102	0.446	0.161
METHODS OF PROC						
2 Step	0	0	0	0	0.000	0.000
Other Formal Adv	1	850	9	1,292	2.009	2.040
Neg Comp	93	6,520	283	31,876	63.170	50.331
Neg Non-Comp	55	5,450	143	23,599	31.920	37.262
Dir For Govs	0	0	0	0	0.000	0.000
Tariff or Reg	3	-80	13	6,566	2.902	10.367
SMALL BUSINESS AWARDS						
Prime	64	6,663	166	23,066	37.054	36.420
Total Set-Aside	23	1,518	50	4,754	11.161	7.506
Partial Set-Aside	0	0	0	0	0.000	0.000
LABOR SURPLUS AREA						
Total Set-Aside	0	0	0	0	0.000	0.000
Tie Bid Pref	0	0	0	0	0.000	0.000
Tot LSA Sm Set-Aside	0	0	0	0	0.000	0.000
SUB-TOTAL	0	0	0	0	0.000	0.000
No Pref Given	152	12,740	448	63,333	100.000	100.000
MINORITY & DISADVANT						
Lg Minority	0	0	0	0	0.000	0.000
Sm Minority	3	91	6	1,045	1.339	1.650
8a Minority	15	3,305	37	9,794	8.259	15.464
SUB-TOTAL	18	3,396	43	10,839	9.598	17.114
WOMEN OWNED						
	4	159	11	1,141	2.455	1.802
TYPE OF CONTRACT						
Fixed Price	75	4,044	214	13,649	47.768	21.551
Cost	68	7,785	204	45,295	45.536	71.519
Time & Material	7	461	23	2,326	5.134	3.673
Labor Hour	2	450	7	2,063	1.563	3.257
Multi Year	0	0	1	13	0.223	0.021
SUBJECT TO STAT REQ						
Walsh Healey Mfr	23	1,293	97	4,206	21.652	6.641
Walsh Healey Dir	3	73	5	121	1.116	0.191
Service Contracts	23	4,413	77	13,745	17.188	21.703
Davis Bacon	0	0	0	0	0.000	0.000
Not Subject To	103	6,961	269	45,261	60.045	71.465
KIND OF CONTRACT						
Initial Letter	2	28	5	798	1.116	1.260
Def Supersed Ltr	1	17	2	467	0.446	0.737
Definitive	37	3,424	97	17,976	21.652	28.383
Internal Order	6	428	11	570	2.455	0.900
Modification	80	7,471	221	38,734	49.330	61.159
GSA Schedule	26	1,372	111	4,740	24.777	7.484
External Order	0	0	1	48	0.223	0.076
Term For Default	0	0	0	0	0.000	0.000
Term For Conven	0	0	0	0	0.000	0.000
PRODUCT OR SERVICE						
Supplies & Equipment	17	288	46	2,795	10.268	4.413
Research & Development	45	4,452	106	23,423	23.661	36.984
Construction	0	0	0	0	0.000	0.000
Architect Engineer	0	0	0	0	0.000	0.000
Automatic Data Processing Services	14	3,108	36	9,170	8.036	14.479
ADP Equipment, Purchase & Lease	16	1,114	47	2,035	10.491	3.213
Real Property, Purchase & Lease	0	0	0	0	0.000	0.000
Other Services	60	3,778	213	25,910	47.545	40.911
Consultant Services	1	43	2	63	0.446	0.099

OCCUPATIONAL SAFETY & HEALTH REVIEW COMM SNAPSHOT REPORT

Actions Reported in Summary on SF281

Fourth Quarter Fiscal Year 1984

Part I - Total Prime Acquisition Actions

Acquisition Method	Number of Actions	Net Dollar Amount (000)				
		Total	Small Business Concerns	Large Business Concerns	Educational & Non-Profit Institutions	Outside U.S./ Outlying Areas
1. TOTAL (2+7+8).....						
2. Subtotal (3+4+5+6).....						
3. Formally Advertised (Including 2 Step).....						
4. Negotiated Competitive.....						
5. Negotiated Non-Competitive.....						
6. Procurement Under Another Agency's Contracts.....						
6A. GSA Schedules.....						
6B. Another Agency's Contracts.....						
7. Directed Contracts For Foreign Governments.....						
8. Tariff Or Regulated Acquisitions.....						

Part II - Statistics on Selected Types of Acquisition

Type of Acquisition	Number of Actions	Net Dollar Amount (000)
9. Small Business Total Set-Asides.....		
10. Small Business Partial Set-Asides.....		
11. Total Labor Surplus Area Set-Asides.....		
12. Total Labor Surplus Area/Small Business Set-Asides.....		
13. Acquisitions From Minority And Disadvantaged Business Enterprises (13A+13B).....		
13A. Directed To Large Or Small Minority Business Enterprises.....		
13B. Small Business - Disadvantaged 8(A).....		
14. Women-Owned Business.....		

*** FAILED TO REPORT ***

Fourth Quarter Fiscal Year 1984 Year to Date

Part I - Total Prime Acquisition Actions

Acquisition Method	Number of Actions	Net Dollar Amount (000)				
		Total	Small Business Concerns	Large Business Concerns	Educational & Non-Profit Institutions	Outside U.S./ Outlying Areas
1. TOTAL (2+7+8).....	69	29				
2. Subtotal (3+4+5+6).....	69	29				
3. Formally Advertised (Including 2 Step).....	0	0	28		0	0
4. Negotiated Competitive.....	0	0	0	0	0	0
5. Negotiated Non-Competitive.....	1	1	0	0	0	0
6. Procurement Under Another Agency's Contracts.....	68	28	28	1	0	0
6A. GSA Schedules.....	61	19	19	0	0	0
6B. Another Agency's Contracts.....	7	9	9	1	0	0
7. Directed Contracts For Foreign Governments.....	0	0	0	0	0	0
8. Tariff Or Regulated Acquisitions.....	0	0	0	0	0	0

Part II - Statistics on Selected Types of Acquisition

Type of Acquisition	Number of Actions	Net Dollar Amount (000)
9. Small Business Total Set-Asides.....		
10. Small Business Partial Set-Asides.....	0	0
11. Total Labor Surplus Area Set-Asides.....	0	0
12. Total Labor Surplus Area/Small Business Set-Asides.....	0	0
13. Acquisitions From Minority And Disadvantaged Business Enterprises (13A+13B).....	0	0
13A. Directed To Large Or Small Minority Business Enterprises.....	0	0
13B. Small Business - Disadvantaged 8(A).....	0	0
14. Women-Owned Business.....	2	1

OCCUPATIONAL SAFETY & HEALTH REVIEW COMM SNAPSHOT REPORT

Actions Reported Individually on SF279
Fourth Quarter Fiscal Year 1984 and Year to Date

	4th Qtr Actions	4th Qtr Dollars (000)	YTD Actions	YTD Dollars (000)	YTD % Actions	YTD % Dollars
Occupational Safety & Health Review Comm			4	133	100.000	100.000
TYPE CONTRACTOR						
Bus Concerns			4	133	100.000	100.000
Educational & Non-Profit			0	0	0.000	0.000
State Loc Gov			0	0	0.000	0.000
Non-Defined			0	0	0.000	0.000
METHODS OF PROC						
2 Step			0	0	0.000	0.000
Other Formal Adv			0	0	0.000	0.000
Neg Comp			3	55	75.000	41.353
Neg Non-Comp			1	78	25.000	58.647
Dir For Govs			0	0	0.000	0.000
Tariff or Reg			0	0	0.000	0.000
SMALL BUSINESS AWARDS						
Prime			0	0	0.000	0.000
Total Set-Aside			0	0	0.000	0.000
Partial Set-Aside			0	0	0.000	0.000
LABOR SURPLUS AREA						
Total Set-Aside			0	0	0.000	0.000
Tie Bid Pref			0	0	0.000	0.000
Tot LSA Sm Set-Aside			0	0	0.000	0.000
SUB-TOTAL			0	0	0.000	0.000
No Pref Given			0	0	0.000	0.000
MINORITY & DISADVANT						
Lg Minority			0	0	0.000	0.000
Sm Minority			0	0	0.000	0.000
Ba Minority			0	0	0.000	0.000
SUB-TOTAL			0	0	0.000	0.000
WOMEN OWNED						
.....			0	0	0.000	0.000
TYPE OF CONTRACT						
Fixed Price			4	133	100.000	100.000
Cost			0	0	0.000	0.000
Time & Material			0	0	0.000	0.000
Labor Hour			0	0	0.000	0.000
Multi Year			0	0	0.000	0.000
SUBJECT TO STAT REQ						
Walsh Healey Mfr			0	0	0.000	0.000
Walsh Healey Dir			0	0	0.000	0.000
Service Contracts			0	0	0.000	0.000
Davis Bacon			0	0	0.000	0.000
Not Subject To			0	0	0.000	0.000
KIND OF CONTRACT						
Initial Letter			0	0	0.000	0.000
Def Superseded Ltr			0	0	0.000	0.000
Definitive			0	0	0.000	0.000
Internal Order			1	78	25.000	58.647
Modification			0	0	0.000	0.000
GSA Schedule			3	55	75.000	41.353
External Order			0	0	0.000	0.000
Term For Default			0	0	0.000	0.000
Term For Conven			0	0	0.000	0.000
PRODUCT OR SERVICE						
Supplies & Equipment			0	0	0.000	0.000
Research & Development			0	0	0.000	0.000
Construction			0	0	0.000	0.000
Architect Engineer			0	0	0.000	0.000
Automatic Data Processing Services			2	26	50.000	19.549
ADP Equipment, Purchase & Lease			1	78	25.000	58.647
Real Property, Purchase & Lease			0	0	0.000	0.000
Other Services			1	29	25.000	21.805
Consultant Services			0	0	0.000	0.000

*** FAILED TO REPORT ***

OFFICE OF PERSONNEL MANAGEMENT SNAPSHOT REPORT

Actions Reported in Summary on SF281

Fourth Quarter Fiscal Year 1984

Part I - Total Prime Acquisition Actions

Acquisition Method	Number of Actions	Net Dollar Amount (000)				
		Total	Small Business Concerns	Large Business Concerns	Educational & Non-Profit Institutions	Outside U.S./ Outlying Areas
1. TOTAL (2+7+8).....	4,303	3,909				
2. Subtotal (3+4+5+6).....	4,303	3,909				
3. Formally Advertised (Including 2 Step).....	89	51	2,272	1,617	20	0
4. Negotiated Competitive.....	1,373	1,256	51	0	0	0
5. Negotiated Non-Competitive.....	2,052	1,356	764	477	15	0
6. Procurement Under Another Agency's Contracts.....	789	1,246	1,075	280	1	0
6A. GSA Schedules.....	773	1,237	382	860	4	0
6B. Another Agency's Contracts.....	16	9	376	860	1	0
7. Directed Contracts For Foreign Governments.....	0	0	6	0	3	0
8. Tariff Or Regulated Acquisitions.....	0	0				0

Part II - Statistics on Selected Types of Acquisition

Type of Acquisition	Number of Actions	Net Dollar Amount (000)
9. Small Business Total Set-Asides.....	0	0
10. Small Business Partial Set-Asides.....	0	0
11. Total Labor Surplus Area Set-Asides.....	0	0
12. Total Labor Surplus Area/Small Business Set-Asides.....	0	0
13. Acquisitions From Minority And Disadvantaged Business Enterprises (13A+13B).....	256	168
13A. Directed To Large Or Small Minority Business Enterprises.....	165	121
13B. Small Business - Disadvantaged 8(A).....	91	47
14. Women-Owned Business.....	66	52

Fourth Quarter Fiscal Year 1984 Year to Date

Part I - Total Prime Acquisition Actions

Acquisition Method	Number of Actions	Net Dollar Amount (000)				
		Total	Small Business Concerns	Large Business Concerns	Educational & Non-Profit Institutions	Outside U.S./ Outlying Areas
1. TOTAL (2+7+8).....	14,223	10,993				
2. Subtotal (3+4+5+6).....	14,223	10,993				
3. Formally Advertised (Including 2 Step).....	196	131	5,885	4,986	120	2
4. Negotiated Competitive.....	4,083	2,738	127	4	0	0
5. Negotiated Non-Competitive.....	7,354	3,874	1,734	953	51	0
6. Procurement Under Another Agency's Contracts.....	2,590	4,250	2,978	832	62	2
6A. GSA Schedules.....	2,521	4,214	1,046	3,197	7	0
6B. Another Agency's Contracts.....	69	36	1,035	3,175	4	0
7. Directed Contracts For Foreign Governments.....	0	0	11	22	3	0
8. Tariff Or Regulated Acquisitions.....	0	0				0

Part II - Statistics on Selected Types of Acquisition

Type of Acquisition	Number of Actions	Net Dollar Amount (000)
9. Small Business Total Set-Asides.....	2,205	1,285
10. Small Business Partial Set-Asides.....	0	0
11. Total Labor Surplus Area Set-Asides.....	0	0
12. Total Labor Surplus Area/Small Business Set-Asides.....	0	0
13. Acquisitions From Minority And Disadvantaged Business Enterprises (13A+13B).....	555	953
13A. Directed To Large Or Small Minority Business Enterprises.....	464	906
13B. Small Business - Disadvantaged 8(A).....	91	47
14. Women-Owned Business.....	561	267

OFFICE OF PERSONNEL MANAGEMENT SNAPSHOT REPORT

Actions Reported Individually on SF279

Fourth Quarter Fiscal Year 1984 and Year to Date

	4th Qtr Actions	4th Qtr Dollars (000)	YTD Actions	YTD Dollars (000)	YTD % Actions	YTD % Dollars
Office of Personnel Management.....	96	7,308	374	406,547	100.000	100.000
TYPE CONTRACTOR						
Bus Concerns.....	95	7,266	349	184,990	93.316	45.503
Educational & Non-Profit.....	1	42	25	221,557	6.684	54.497
State Loc Gov.....	0	0	0	0	0.000	0.000
Non-Defined.....	0	0	0	0	0.000	0.000
METHODS OF PROC						
2 Step.....	0	0	0	0	0.000	0.000
Other Formal Adv.....	2	64	5	110	1.337	0.027
Neg Comp.....	81	6,768	176	114,801	47.059	28.238
Neg Non-Comp.....	13	476	189	291,110	50.535	71.605
Dir For Govs.....	0	0	0	0	0.000	0.000
Tariff or Reg.....	0	0	4	526	1.070	0.129
SMALL BUSINESS AWARDS						
Prime.....	28	855	184	43,033	49.198	10.585
Total Set-Aside.....	2	40	5	81	1.337	0.020
Partial Set-Aside.....	1	19	10	3,111	2.674	0.765
LABOR SURPLUS AREA						
Total Set-Aside.....	0	0	0	0	0.000	0.000
Tie Bid Pref.....	0	0	0	0	0.000	0.000
Tot LSA Sm Set-Aside.....	0	0	0	0	0.000	0.000
SUB-TOTAL.....	0	0	0	0	0.000	0.000
No Pref Given.....	0	0	0	0	0.000	0.000
MINORITY & DISADVANT	96	7,308	374	406,547	100.000	100.000
Lg Minority.....	0	0	0	0	0.000	0.000
Sm Minority.....	5	91	7	339	1.872	0.083
8a Minority.....	0	0	0	0	0.000	0.000
SUB-TOTAL.....	5	91	7	339	1.872	0.083
WOMEN OWNED.....	0	0	3	1,548	0.802	0.381
TYPE OF CONTRACT						
Fixed Price.....	95	7,289	372	406,527	99.465	99.995
Cost.....	1	19	2	20	0.535	0.005
Time & Material.....	0	0	0	0	0.000	0.000
Labor Hour.....	0	0	0	0	0.000	0.000
Multi Year.....	2	39	2	39	0.535	0.010
SUBJECT TO STAT REQ						
Walsh Healey Mfr.....	51	5,879	117	11,910	31.283	2.930
Walsh Healey Dir.....	19	368	26	923	6.952	0.227
Service Contracts.....	2	176	19	2,020	5.080	0.497
Davis Bacon.....	0	0	0	0	0.000	0.000
Not Subject To.....	24	885	212	391,694	56.684	96.347
KIND OF CONTRACT						
Initial Letter.....	0	0	1	225	0.267	0.055
Def Superseded Ltr.....	0	0	0	0	0.000	0.000
Definitive.....	18	4,640	74	88,876	19.786	21.861
Internal Order.....	0	0	3	394	0.802	0.097
Modification.....	14	525	176	291,423	47.059	71.682
GSA Schedule.....	64	2,143	120	25,629	32.086	6.304
External Order.....	0	0	0	0	0.000	0.000
Term For Default.....	0	0	0	0	0.000	0.000
Term For Conven.....	0	0	0	0	0.000	0.000
PRODUCT OR SERVICE						
Supplies & Equipment.....	37	847	49	1,105	13.102	0.272
Research & Development.....	0	0	1	1	0.267	0.000
Construction.....	0	0	0	0	0.000	0.000
Architect Engineer.....	0	0	0	0	0.000	0.000
Automatic Data Processing Services.....	2	51	4	433	1.070	0.107
ADP Equipment, Purchase & Lease.....	51	6,039	100	111,932	26.738	27.532
Real Property, Purchase & Lease.....	0	0	0	0	0.000	0.000
Other Services.....	6	371	220	293,076	58.824	72.089
Consultant Services.....	1	107	8	469	2.139	0.115

PEACE CORP SNAPSHOT REPORT

Actions Reported in Summary on SF281

Fourth Quarter Fiscal Year 1984

Part I - Total Prime Acquisition Actions

Acquisition Method	Number of Actions	Net Dollar Amount (000)				
		Total	Small Business Concerns	Large Business Concerns	Educational & Non-Profit Institutions	Outside U.S./ Outlying Areas
1. TOTAL (2+7+8).....	4,132	4,176				
2. Subtotal (3+4+5+6).....	4,132	4,176				
3. Formally Advertised (Including 2 Step).....	0	0		140	304	3,225
4. Negotiated Competitive.....	1,372	1,705	507	0	0	0
5. Negotiated Non-Competitive.....	2,657	2,338	193	15	8	1,489
6. Procurement Under Another Agency's Contracts.....	103	133	249	57	296	1,736
6A. GSA Schedules.....	103	133	65	68	0	0
6B. Another Agency's Contracts.....	0	0	65	68	0	0
7. Directed Contracts For Foreign Governments.....	0	0	0	0	0	0
8. Tariff Or Regulated Acquisitions.....	0	0				0

Part II - Statistics on Selected Types of Acquisition

Type of Acquisition	Number of Actions	Net Dollar Amount (000)
9. Small Business Total Set-Asides.....		
10. Small Business Partial Set-Asides.....	2	2
11. Total Labor Surplus Area Set-Asides.....	0	0
12. Total Labor Surplus Area/Small Business Set-Asides.....	0	0
13. Acquisitions From Minority And Disadvantaged Business Enterprises (13A + 13B).....	10	30
13A. Directed To Large Or Small Minority Business Enterprises.....	9	24
13B. Small Business - Disadvantaged 8(A).....	1	6
14. Women-Owned Business.....	20	77

Fourth Quarter Fiscal Year 1984 Year to Date

Part I - Total Prime Acquisition Actions

Acquisition Method	Number of Actions	Net Dollar Amount (000)				
		Total	Small Business Concerns	Large Business Concerns	Educational & Non-Profit Institutions	Outside U.S./ Outlying Areas
1. TOTAL (2+7+8).....	12,077	12,577				
2. Subtotal (3+4+5+6).....	12,077	12,577				
3. Formally Advertised (Including 2 Step).....	0	0	1,485	631	338	10,123
4. Negotiated Competitive.....	4,601	5,329	0	0	0	0
5. Negotiated Non-Competitive.....	7,144	6,844	497	139	16	4,677
6. Procurement Under Another Agency's Contracts.....	332	404	810	266	322	5,446
6A. GSA Schedules.....	324	401	178	226	0	0
6B. Another Agency's Contracts.....	8	3	178	223	0	0
7. Directed Contracts For Foreign Governments.....	0	0	0	3	0	0
8. Tariff Or Regulated Acquisitions.....	0	0				0

Part II - Statistics on Selected Types of Acquisition

Type of Acquisition	Number of Actions	Net Dollar Amount (000)
9. Small Business Total Set-Asides.....		
10. Small Business Partial Set-Asides.....	2	2
11. Total Labor Surplus Area Set-Asides.....	0	0
12. Total Labor Surplus Area/Small Business Set-Asides.....	0	0
13. Acquisitions From Minority And Disadvantaged Business Enterprises (13A + 13B).....	21	47
13A. Directed To Large Or Small Minority Business Enterprises.....	19	35
13B. Small Business - Disadvantaged 8(A).....	2	12
14. Women-Owned Business.....	56	230

PEACE CORP SNAPSHOT REPORT

Actions Reported Individually on SF279

Fourth Quarter Fiscal Year 1984 and Year to Date

	4th Qtr Actions	4th Qtr Dollars (000)	YTD Actions	YTD Dollars (000)	YTD % Actions	YTD % Dollars
Peace Corp.....	79	3,887	214	13,111	100.000	100.000
TYPE CONTRACTOR						
Bus Concerns.....	25	2,236	76	7,769	35.514	59.256
Educational & Non-Profit.....	7	777	18	2,914	8.411	22.226
State Loc Gov.....	0	0	0	0	0.000	0.000
Non-Defined.....	47	872	120	2,428	56.075	18.519
METHODS OF PROC						
2 Step.....	0	0	0	0	0.000	0.000
Other Formal Adv.....	0	0	0	0	0.000	0.000
Neg Comp.....	51	2,771	109	7,429	50.935	56.662
Neg Non-Comp.....	28	1,116	105	5,682	49.065	43.338
Dir For Govs.....	0	0	0	0	0.000	0.000
Tariff or Reg.....	0	0	0	0	0.000	0.000
SMALL BUSINESS AWARDS						
Prime.....	18	1,992	58	6,586	27.103	50.233
Total Set-Aside.....	0	0	1	20	0.467	0.153
Partial Set-Aside.....	0	0	0	0	0.000	0.000
LABOR SURPLUS AREA						
Total Set-Aside.....	0	0	0	0	0.000	0.000
Tie Bid Pref.....	0	0	2	39	0.935	0.297
Tot LSA Sm Set-Aside.....	0	0	0	0	0.000	0.000
SUB-TOTAL.....	0	0	2	39	0.935	0.297
No Pref Given.....	79	3,887	212	13,072	99.065	99.703
MINORITY & DISADVANT						
Lg Minority.....	0	0	0	0	0.000	0.000
Sm Minority.....	0	0	1	82	0.467	0.625
8a Minority.....	5	409	16	2,153	7.477	16.421
SUB-TOTAL.....	5	409	17	2,235	7.944	17.047
WOMEN OWNED.....						
	3	69	19	544	8.879	4.149
TYPE OF CONTRACT						
Fixed Price.....	63	1,780	167	4,919	78.037	37.518
Cost.....	16	2,107	47	8,192	21.963	62.482
Time & Material.....	0	0	0	0	0.000	0.000
Labor Hour.....	0	0	0	0	0.000	0.000
Multi Year.....	8	218	29	922	13.551	7.032
SUBJECT TO STAT REQ						
Walsh Healey Mfr.....	6	154	12	334	5.607	2.547
Walsh Healey Dir.....	1	19	1	19	0.467	0.145
Service Contracts.....	0	0	3	151	1.402	1.152
Davis Bacon.....	0	0	0	0	0.000	0.000
Not Subject To.....	72	3,714	198	12,607	92.523	96.156
KIND OF CONTRACT						
Initial Letter.....	1	12	3	51	1.402	0.389
Def Supersed Ltr.....	0	0	0	0	0.000	0.000
Definitive.....	49	2,146	133	6,268	62.150	47.807
Internal Order.....	0	0	0	0	0.000	0.000
Modification.....	22	1,556	65	6,448	30.374	49.180
GSA Schedule.....	7	173	13	344	6.075	2.624
External Order.....	0	0	0	0	0.000	0.000
Term For Default.....	0	0	0	0	0.000	0.000
Term For Conven.....	0	0	0	0	0.000	0.000
PRODUCT OR SERVICE						
Supplies & Equipment.....	29	926	39	1,131	18.224	8.626
Research & Development.....	0	0	0	0	0.000	0.000
Construction.....	1	11	1	11	0.467	0.084
Architect Engineer.....	0	0	0	0	0.000	0.000
Automatic Data Processing Services.....	1	18	5	511	2.336	3.897
ADP Equipment, Purchase & Lease.....	6	218	15	857	7.009	6.536
Real Property, Purchase & Lease.....	5	101	27	580	12.617	4.424
Other Services.....	37	2,613	127	10,021	59.346	76.432
Consultant Services.....	0	0	0	0	0.000	0.000

PENNSYLVANIA AVENUE DEVELOPMENT CORP SNAPSHOT REPORT

Actions Reported in Summary on SF281

Fourth Quarter Fiscal Year 1984

Part I - Total Prime Acquisition Actions

Acquisition Method	Number of Actions	Net Dollar Amount (000)				
		Total	Small Business Concerns	Large Business Concerns	Educational & Non-Profit Institutions	Outside U.S./ Outlying Areas
1. TOTAL (2+7+8).....						
2. Subtotal (3+4+5+6).....						
3. Formally Advertised (Including 2 Step).....						
4. Negotiated Competitive.....						
5. Negotiated Non-Competitive.....						
6. Procurement Under Another Agency's Contracts.....						
6A. GSA Schedules.....						
6B. Another Agency's Contracts.....						
7. Directed Contracts For Foreign Governments.....						
8. Tariff Or Regulated Acquisitions.....						

Part II - Statistics on Selected Types of Acquisition

Type of Acquisition	Number of Actions	Net Dollar Amount (000)
9. Small Business Total Set-Asides.....		
10. Small Business Partial Set-Asides.....		
11. Total Labor Surplus Area Set-Asides.....		
12. Total Labor Surplus Area/Small Business Set-Asides.....		
13. Acquisitions From Minority And Disadvantaged Business Enterprises (13A + 13B).....		
13A. Directed To Large Or Small Minority Business Enterprises.....		
13B. Small Business - Disadvantaged 8(A).....		
14. Women-Owned Business.....		

*** FAILED TO REPORT ***

Fourth Quarter Fiscal Year 1984 Year to Date

Part I - Total Prime Acquisition Actions

Acquisition Method	Number of Actions	Net Dollar Amount (000)				
		Total	Small Business Concerns	Large Business Concerns	Educational & Non-Profit Institutions	Outside U.S./ Outlying Areas
1. TOTAL (2+7+8).....	160	271				
2. Subtotal (3+4+5+6).....	160	271	96	173	2	0
3. Formally Advertised (Including 2 Step).....	0	0	0	0	0	0
4. Negotiated Competitive.....	51	131	59	72	0	0
5. Negotiated Non-Competitive.....	99	133	37	95	1	0
6. Procurement Under Another Agency's Contracts.....	10	7	0	6	1	0
6A. GSA Schedules.....	3	6	0	6	0	0
6B. Another Agency's Contracts.....	7	1	0	0	1	0
7. Directed Contracts For Foreign Governments.....	0	0				
8. Tariff Or Regulated Acquisitions.....	0	0				

Part II - Statistics on Selected Types of Acquisition

Type of Acquisition	Number of Actions	Net Dollar Amount (000)
9. Small Business Total Set-Asides.....	0	0
10. Small Business Partial Set-Asides.....	0	0
11. Total Labor Surplus Area Set-Asides.....	0	0
12. Total Labor Surplus Area/Small Business Set-Asides.....	0	0
13. Acquisitions From Minority And Disadvantaged Business Enterprises (13A + 13B).....	7	12
13A. Directed To Large Or Small Minority Business Enterprises.....	7	12
13B. Small Business - Disadvantaged 8(A).....	0	0
14. Women-Owned Business.....	1	3

PENNSYLVANIA AVENUE DEVELOPMENT CORP SNAPSHOT REPORT

**Actions Reported Individually on SF279
Fourth Quarter Fiscal Year 1984 and Year to Date**

	4th Qtr Actions	4th Qtr Dollars (000)	YTD Actions	YTD Dollars (000)	YTD % Actions	YTD % Dollars
Pennsylvania Avenue Development Corp			24	3,574	100.000	100.000
TYPE CONTRACTOR						
Bus Concerns			21	3,513	87.500	98.293
Educational & Non-Profit			0	0	0.000	0.000
State Loc Gov.			3	61	12.500	1.707
Non-Defined			0	0	0.000	0.000
METHODS OF PROC						
2 Step			0	0	0.000	0.000
Other Formal Adv.			0	0	0.000	0.000
Neg Comp			3	234	12.500	6.547
Neg Non-Comp			21	3,340	87.500	93.453
Dir For Gvs			0	0	0.000	0.000
Tariff or Reg.			0	0	0.000	0.000
SMALL BUSINESS AWARDS						
Prime			13	2,429	54.167	67.963
Total Set-Aside			0	0	0.000	0.000
Partial Set-Aside			0	0	0.000	0.000
LABOR SURPLUS AREA						
Total Set-Aside			0	0	0.000	0.000
Tie Bid Pref			0	0	0.000	0.000
Tot LSA Sm Set-Aside			0	0	0.000	0.000
SUB-TOTAL			0	0	0.000	0.000
No Pref Given			24	3,574	100.000	100.000
MINORITY & DISADVANT						
Lg Minority			0	0	0.000	0.000
Sm Minority			0	0	0.000	0.000
8a Minority			6	2,029	25.000	56.771
SUB-TOTAL			6	2,029	25.000	56.771
WOMEN OWNED						
			1	99	4.167	2.770
TYPE OF CONTRACT						
Fixed Price			24	3,574	100.000	100.000
Cost			0	0	0.000	0.000
Time & Material			0	0	0.000	0.000
Labor Hour			0	0	0.000	0.000
Multi Year			3	99	12.500	2.770
SUBJECT TO STAT REQ						
Walsh Healey Mfr			0	0	0.000	0.000
Walsh Healey Dir			0	0	0.000	0.000
Service Contracts			1	99	4.167	2.770
Davis Bacon			5	2,010	20.833	56.240
Not Subject To			18	1,465	75.000	40.990
KIND OF CONTRACT						
Initial Letter			0	0	0.000	0.000
Def Supersd Ltr			0	0	0.000	0.000
Definitive			24	3,574	100.000	100.000
Internal Order			0	0	0.000	0.000
Modification			0	0	0.000	0.000
GSA Schedule			0	0	0.000	0.000
External Order			0	0	0.000	0.000
Term For Default			0	0	0.000	0.000
Term For Conven			0	0	0.000	0.000
PRODUCT OR SERVICE						
Supplies & Equipment			1	64	4.167	1.791
Research & Development			0	0	0.000	0.000
Construction			6	2,028	25.000	56.743
Architect Engineer			7	951	29.167	26.609
Automatic Data Processing Services			0	0	0.000	0.000
ADP Equipment, Purchase & Lease			0	0	0.000	0.000
Real Property, Purchase & Lease			0	0	0.000	0.000
Other Services			10	531	41.667	14.857
Consultant Services			9	1,040	37.500	29.099

*** FAILED TO REPORT ***

RAILROAD RETIREMENT BOARD SNAPSHOT REPORT

Actions Reported in Summary on SF281

Fourth Quarter Fiscal Year 1984

Part I - Total Prime Acquisition Actions

Acquisition Method	Number of Actions	Net Dollar Amount (000)				
		Total	Small Business Concerns	Large Business Concerns	Educational & Non-Profit Institutions	Outside U.S./ Outlying Areas
1. TOTAL (2+7+8).....	504	1,464				
2. Subtotal (3+4+5+6).....	504	1,464				
3. Formally Advertised (Including 2 Step).....	0	0	792	665	7	0
4. Negotiated Competitive.....	133	90	0	0	0	0
5. Negotiated Non-Competitive.....	262	754	77	13	0	0
6. Procurement Under Another Agency's Contracts.....	109	620	694	53	7	0
6A. GSA Schedules.....	109	620	21	599	0	0
6B. Another Agency's Contracts.....	0	0	0	0	0	0
7. Directed Contracts For Foreign Governments.....	0	0	0	0	0	0
8. Tariff Or Regulated Acquisitions.....	0	0	0	0	0	0

Part II - Statistics on Selected Types of Acquisition

Type of Acquisition	Number of Actions	Net Dollar Amount (000)
9. Small Business Total Set-Asides.....	0	0
10. Small Business Partial Set-Asides.....	0	0
11. Total Labor Surplus Area Set-Asides.....	0	0
12. Total Labor Surplus Area/Small Business Set-Asides.....	0	0
13. Acquisitions From Minority And Disadvantaged Business Enterprises (13A + 13B).....	0	0
13A. Directed To Large Or Small Minority Business Enterprises.....	0	0
13B. Small Business - Disadvantaged 8(A).....	0	0
14. Women-Owned Business.....	0	0

Fourth Quarter Fiscal Year 1984 Year to Date

Part I - Total Prime Acquisition Actions

Acquisition Method	Number of Actions	Net Dollar Amount (000)				
		Total	Small Business Concerns	Large Business Concerns	Educational & Non-Profit Institutions	Outside U.S./ Outlying Areas
1. TOTAL (2+7+8).....	1,551	2,403				
2. Subtotal (3+4+5+6).....	1,551	2,403				
3. Formally Advertised (Including 2 Step).....	0	0	1,290	1,099	14	0
4. Negotiated Competitive.....	240	289	0	0	0	0
5. Negotiated Non-Competitive.....	756	1,067	210	79	0	0
6. Procurement Under Another Agency's Contracts.....	555	1,047	954	99	14	0
6A. GSA Schedules.....	555	1,047	126	921	0	0
6B. Another Agency's Contracts.....	0	0	0	0	0	0
7. Directed Contracts For Foreign Governments.....	0	0	0	0	0	0
8. Tariff Or Regulated Acquisitions.....	0	0	0	0	0	0

Part II - Statistics on Selected Types of Acquisition

Type of Acquisition	Number of Actions	Net Dollar Amount (000)
9. Small Business Total Set-Asides.....	0	0
10. Small Business Partial Set-Asides.....	0	0
11. Total Labor Surplus Area Set-Asides.....	0	0
12. Total Labor Surplus Area/Small Business Set-Asides.....	0	0
13. Acquisitions From Minority And Disadvantaged Business Enterprises (13A + 13B).....	0	0
13A. Directed To Large Or Small Minority Business Enterprises.....	0	0
13B. Small Business - Disadvantaged 8(A).....	0	0
14. Women-Owned Business.....	0	0

RAILROAD RETIREMENT BOARD SNAPSHOT REPORT

Actions Reported Individually on SF279

Fourth Quarter Fiscal Year 1984 and Year to Date

	4th Qtr Actions	4th Qtr Dollars (000)	YTD Actions	YTD Dollars (000)	YTD % Actions	YTD % Dollars
Railroad Retirement Board.....	12	7,325	60	8,828	100.000	100.000
TYPE CONTRACTOR						
Bus Concerns	12	7,325	60	8,828	100.000	100.000
Educational & Non-Profit	0	0	0	0	0.000	0.000
State Loc Gov.....	0	0	0	0	0.000	0.000
Non-Defined	0	0	0	0	0.000	0.000
METHODS OF PROC						
2 Step	0	0	0	0	0.000	0.000
Other Formal Adv.....	0	0	3	35	5.000	0.396
Neg Comp	10	7,291	43	8,474	71.667	95.990
Neg Non-Comp.....	2	34	14	319	23.333	3.614
Dir For Govs.....	0	0	0	0	0.000	0.000
Tariff or Reg.....	0	0	0	0	0.000	0.000
SMALL BUSINESS AWARDS						
Prime	4	97	16	472	30.000	5.347
Total Set-Aside	0	0	0	0	0.000	0.000
Partial Set-Aside	0	0	0	0	0.000	0.000
LABOR SURPLUS AREA						
Total Set-Aside	0	0	0	0	0.000	0.000
Tie Bid Pref.....	0	0	0	0	0.000	0.000
Tot LSA Sm Set-Aside.....	0	0	0	0	0.000	0.000
SUB-TOTAL	0	0	0	0	0.000	0.000
No Pref Given.....	12	7,325	60	8,828	100.000	100.000
MINORITY & DISADVANT						
Lg Minority.....	0	0	0	0	0.000	0.000
Sm Minority.....	0	0	1	38	1.667	0.430
8a Minority.....	0	0	0	0	0.000	0.000
SUB-TOTAL	0	0	1	38	1.667	0.430
WOMEN OWNED						
	0	0	0	0	0.000	0.000
TYPE OF CONTRACT						
Fixed Price	11	2,425	59	3,928	98.333	44.495
Cost.....	1	4,900	1	4,900	1.667	55.505
Time & Material	0	0	0	0	0.000	0.000
Labor Hour	0	0	0	0	0.000	0.000
Multi Year	0	0	1	25	1.667	0.283
SUBJECT TO STAT REQ						
Walsh Healey Mfr.....	6	221	30	845	50.000	9.572
Walsh Healey Dir.....	0	0	3	34	5.000	0.385
Service Contracts.....	0	0	10	617	16.667	6.989
Davis Bacon.....	0	0	0	0	0.000	0.000
Not Subject To	6	7,104	17	7,332	28.333	83.054
KIND OF CONTRACT						
Initial Letter	0	0	0	0	0.000	0.000
Def Superseded Ltr.....	0	0	0	0	0.000	0.000
Definitive.....	7	7,120	21	7,465	35.000	84.560
Internal Order.....	0	0	1	25	1.667	0.283
Modification.....	0	0	0	0	0.000	0.000
GSA Schedule.....	5	205	38	1,338	63.333	15.156
External Order.....	0	0	0	0	0.000	0.000
Term For Default.....	0	0	0	0	0.000	0.000
Term For Conven.....	0	0	0	0	0.000	0.000
PRODUCT OR SERVICE						
Supplies & Equipment	3	41	18	251	30.000	2.843
Research & Development.....	0	0	0	0	0.000	0.000
Construction.....	0	0	0	0	0.000	0.000
Architect Engineer.....	0	0	0	0	0.000	0.000
Automatic Data Processing Services.....	1	4,900	3	5,019	5.000	56.853
ADP Equipment, Purchase & Lease.....	5	248	15	773	25.000	8.756
Real Property, Purchase & Lease.....	0	0	0	0	0.000	0.000
Other Services.....	3	2,136	24	2,785	40.000	31.547
Consultant Services.....	1	15	1	15	1.667	0.170

SECURITIES EXCHANGE COMMISSION SNAPSHOT REPORT

Actions Reported in Summary on SF281

Fourth Quarter Fiscal Year 1984

Part I - Total Prime Acquisition Actions

Acquisition Method	Number of Actions	Net Dollar Amount (000)				
		Total	Small Business Concerns	Large Business Concerns	Educational & Non-Profit Institutions	Outside U.S./ Outlying Areas
1. TOTAL (2+7+8).....	404	367				
2. Subtotal (3+4+5+6).....	404	367				
3. Formally Advertised (Including 2 Step).....	0	0	235	132	0	0
4. Negotiated Competitive.....	56	193	0	0	0	0
5. Negotiated Non-Competitive.....	281	52	143	50	0	0
6. Procurement Under Another Agency's Contracts.....	67	122	29	23	0	0
6A. GSA Schedules.....	67	122	63	59	0	0
6B. Another Agency's Contracts.....	0	0	0	0	0	0
7. Directed Contracts For Foreign Governments.....	0	0	0	0	0	0
8. Tariff Or Regulated Acquisitions.....	0	0				

Part II - Statistics on Selected Types of Acquisition

Type of Acquisition	Number of Actions	Net Dollar Amount (000)
9. Small Business Total Set-Asides.....		
10. Small Business Partial Set-Asides.....	0	0
11. Total Labor Surplus Area Set-Asides.....	0	0
12. Total Labor Surplus Area/Small Business Set-Asides.....	0	0
13. Acquisitions From Minority And Disadvantaged Business Enterprises (13A+13B).....	0	0
13A. Directed To Large Or Small Minority Business Enterprises.....	0	0
13B. Small Business - Disadvantaged 8(A).....	0	0
14. Women-Owned Business.....	0	0

Fourth Quarter Fiscal Year 1984 Year to Date

Part I - Total Prime Acquisition Actions

Acquisition Method	Number of Actions	Net Dollar Amount (000)				
		Total	Small Business Concerns	Large Business Concerns	Educational & Non-Profit Institutions	Outside U.S./ Outlying Areas
1. TOTAL (2+7+8).....	1,894	2,104				
2. Subtotal (3+4+5+6).....	1,894	2,104				
3. Formally Advertised (Including 2 Step).....	0	0	1,169	935	0	0
4. Negotiated Competitive.....	468	909	0	0	0	0
5. Negotiated Non-Competitive.....	1,123	585	631	278	0	0
6. Procurement Under Another Agency's Contracts.....	303	610	386	199	0	0
6A. GSA Schedules.....	303	610	152	458	0	0
6B. Another Agency's Contracts.....	0	0	0	0	0	0
7. Directed Contracts For Foreign Governments.....	0	0	0	0	0	0
8. Tariff Or Regulated Acquisitions.....	0	0				

Part II - Statistics on Selected Types of Acquisition

Type of Acquisition	Number of Actions	Net Dollar Amount (000)
9. Small Business Total Set-Asides.....		
10. Small Business Partial Set-Asides.....	0	0
11. Total Labor Surplus Area Set-Asides.....	0	0
12. Total Labor Surplus Area/Small Business Set-Asides.....	0	0
13. Acquisitions From Minority And Disadvantaged Business Enterprises (13A+13B).....	0	0
13A. Directed To Large Or Small Minority Business Enterprises.....	0	0
13B. Small Business - Disadvantaged 8(A).....	0	0
14. Women-Owned Business.....	0	0

SECURITIES EXCHANGE COMMISSION SNAPSHOT REPORT

Actions Reported Individually on SF279

Fourth Quarter Fiscal Year 1984 and Year to Date

	4th Qtr Actions	4th Qtr Dollars (000)	YTD Actions	YTD Dollars (000)	YTD % Actions	YTD % Dollars
Securities Exchange Commission	13	759	103	4,855	100.000	100.000
TYPE CONTRACTOR						
Bus Concerns	13	759	102	4,360	99.029	89.804
Educational & Non-Profit	0	0	1	495	0.971	10.196
State Loc Gov	0	0	0	0	0.000	0.000
Non-Defined	0	0	0	0	0.000	0.000
METHODS OF PROC						
2 Step	0	0	0	0	0.000	0.000
Other Formal Adv	0	0	0	0	0.000	0.000
Neg Comp	11	705	77	4,015	74.757	82.698
Neg Non-Comp	2	54	26	840	25.243	17.302
Dir For Govs	0	0	0	0	0.000	0.000
Tariff or Reg	0	0	0	0	0.000	0.000
SMALL BUSINESS AWARDS						
Prime	4	77	21	395	20.388	8.136
Total Set-Aside	0	0	0	0	0.000	0.000
Partial Set-Aside	0	0	0	0	0.000	0.000
LABOR SURPLUS AREA						
Total Set-Aside	0	0	0	0	0.000	0.000
Tie Bid Pref	0	0	0	0	0.000	0.000
Tot LSA Sm Set-Aside	0	0	0	0	0.000	0.000
SUB-TOTAL	0	0	0	0	0.000	0.000
No Pref Given	13	759	103	4,855	100.000	100.000
MINORITY & DISADVANT						
Lg Minority	0	0	0	0	0.000	0.000
Sm Minority	0	0	5	108	4.854	2.225
8a Minority	1	20	3	60	2.913	1.236
SUB-TOTAL	1	20	8	168	7.767	3.460
WOMEN OWNED	0	0	1	10	0.971	0.206
TYPE OF CONTRACT						
Fixed Price	13	759	100	3,427	97.087	70.587
Cost	0	0	3	1,428	2.913	29.413
Time & Material	0	0	0	0	0.000	0.000
Labor Hour	0	0	0	0	0.000	0.000
Multi Year	0	0	0	0	0.000	0.000
SUBJECT TO STAT REQ						
Walsh Healey Mfr	4	282	24	719	23.301	14.809
Walsh Healey Dlr	1	91	7	216	6.796	4.449
Service Contracts	5	159	54	2,379	52.427	49.001
Davis Bacon	0	0	0	0	0.000	0.000
Not Subject To	3	227	18	1,541	17.476	31.740
KIND OF CONTRACT						
Initial Letter	0	0	4	1,221	3.883	25.149
Def Supersed Ltr	0	0	1	-246	0.971	-5.067
Definitive	5	368	34	1,998	33.010	41.153
Internal Order	0	0	0	0	0.000	0.000
Modification	3	288	8	439	7.767	9.042
GSA Schedule	5	103	52	1,160	50.485	23.893
External Order	0	0	4	283	3.883	5.829
Term For Default	0	0	0	0	0.000	0.000
Term For Conven	0	0	0	0	0.000	0.000
PRODUCT OR SERVICE						
Supplies & Equipment	2	32	23	527	22.330	10.855
Research & Development	0	0	2	933	1.942	19.217
Construction	0	0	0	0	0.000	0.000
Architect Engineer	0	0	0	0	0.000	0.000
Automatic Data Processing Services	1	200	20	1,362	19.417	28.054
ADP Equipment, Purchase & Lease	4	162	11	368	10.680	7.580
Real Property, Purchase & Lease	0	0	0	0	0.000	0.000
Other Services	6	365	47	1,665	45.631	34.295
Consultant Services	0	0	1	495	0.971	10.196

SELECTIVE SERVICE SYSTEM SNAPSHOT REPORT

Actions Reported in Summary on SF281

Fourth Quarter Fiscal Year 1984

Part I - Total Prime Acquisition Actions

Acquisition Method	Number of Actions	Net Dollar Amount (000)				
		Total	Small Business Concerns	Large Business Concerns	Educational & Non-Profit Institutions	Outside U.S./ Outlying Areas
1. TOTAL (2+7+8).....	371	322				
2. Subtotal (3+4+5+6).....	371	322	157	165	0	0
3. Formally Advertised (Including 2 Step).....	0	0	0	0	0	0
4. Negotiated Competitive.....	59	55	28	27	0	0
5. Negotiated Non-Competitive.....	231	145	106	39	0	0
6. Procurement Under Another Agency's Contracts.....	81	122	23	99	0	0
6A. GSA Schedules.....	81	122	23	99	0	0
6B. Another Agency's Contracts.....	0	0	0	0	0	0
7. Directed Contracts For Foreign Governments.....	0	0				
8. Tariff Or Regulated Acquisitions.....	0	0				

Part II - Statistics on Selected Types of Acquisition

Type of Acquisition	Number of Actions	Net Dollar Amount (000)
9. Small Business Total Set-Asides.....	0	0
10. Small Business Partial Set-Asides.....	0	0
11. Total Labor Surplus Area Set-Asides.....	0	0
12. Total Labor Surplus Area/Small Business Set-Asides.....	0	0
13. Acquisitions From Minority And Disadvantaged Business Enterprises (13A+13B).....	0	0
13A. Directed To Large Or Small Minority Business Enterprises.....	0	0
13B. Small Business - Disadvantaged 8(A).....	0	0
14. Women-Owned Business.....	3	2

Fourth Quarter Fiscal Year 1984 Year to Date

Part I - Total Prime Acquisition Actions

Acquisition Method	Number of Actions	Net Dollar Amount (000)				
		Total	Small Business Concerns	Large Business Concerns	Educational & Non-Profit Institutions	Outside U.S./ Outlying Areas
1. TOTAL (2+7+8).....	1,026	876				
2. Subtotal (3+4+5+6).....	1,026	876	496	374	6	0
3. Formally Advertised (Including 2 Step).....	0	0	0	0	0	0
4. Negotiated Competitive.....	166	122	76	45	1	0
5. Negotiated Non-Competitive.....	659	465	331	129	5	0
6. Procurement Under Another Agency's Contracts.....	201	289	89	200	0	0
6A. GSA Schedules.....	201	289	89	200	0	0
6B. Another Agency's Contracts.....	0	0	0	0	0	0
7. Directed Contracts For Foreign Governments.....	0	0				
8. Tariff Or Regulated Acquisitions.....	0	0				

Part II - Statistics on Selected Types of Acquisition

Type of Acquisition	Number of Actions	Net Dollar Amount (000)
9. Small Business Total Set-Asides.....	0	0
10. Small Business Partial Set-Asides.....	0	0
11. Total Labor Surplus Area Set-Asides.....	0	0
12. Total Labor Surplus Area/Small Business Set-Asides.....	0	0
13. Acquisitions From Minority And Disadvantaged Business Enterprises (13A+13B).....	4	9
13A. Directed To Large Or Small Minority Business Enterprises.....	4	9
13B. Small Business - Disadvantaged 8(A).....	0	0
14. Women-Owned Business.....	47	31

SELECTIVE SERVICE SYSTEM SNAPSHOT REPORT

Actions Reported Individually on SF279
Fourth Quarter Fiscal Year 1984 and Year to Date

	4th Qtr Actions	4th Qtr Dollars (000)	YTD Actions	YTD Dollars (000)	YTD % Actions	YTD % Dollars
Selective Service System	17	830	42	1,591	100.000	100.000
TYPE CONTRACTOR						
Bus Concerns	17	830	42	1,591	100.000	100.000
Educational & Non-Profit	0	0	0	0	0.000	0.000
State Loc Gov	0	0	0	0	0.000	0.000
Non-Defined	0	0	0	0	0.000	0.000
METHODS OF PROC						
2 Step	0	0	0	0	0.000	0.000
Other Formal Adv	0	0	0	0	0.000	0.000
Neg Comp	15	791	35	1,447	83.333	90.949
Neg Non-Comp	2	39	6	122	14.286	7.668
Dir For Govs	0	0	0	0	0.000	0.000
Tariff or Reg	0	0	1	22	2.381	1.383
SMALL BUSINESS AWARDS						
Prime	7	220	17	546	40.476	34.318
Total Set-Aside	0	0	0	0	0.000	0.000
Partial Set-Aside	0	0	0	0	0.000	0.000
LABOR SURPLUS AREA						
Total Set-Aside	0	0	0	0	0.000	0.000
Tie Bid Pref	0	0	0	0	0.000	0.000
Tot LSA Sm Set-Aside	0	0	0	0	0.000	0.000
SUB-TOTAL	0	0	0	0	0.000	0.000
No Pref Given	17	830	42	1,591	100.000	100.000
MINORITY & DISADVANT						
Lg Minority	0	0	0	0	0.000	0.000
Sm Minority	0	0	0	0	0.000	0.000
8a Minority	0	0	0	0	0.000	0.000
SUB-TOTAL	0	0	0	0	0.000	0.000
WOMEN OWNED						
	0	0	0	0	0.000	0.000
TYPE OF CONTRACT						
Fixed Price	17	830	41	1,566	97.619	98.429
Cost	0	0	0	0	0.000	0.000
Time & Material	0	0	0	0	0.000	0.000
Labor Hour	0	0	1	25	2.381	1.571
Multi Year	0	0	2	117	4.762	7.354
SUBJECT TO STAT REQ						
Walsh Healey Mfr	10	380	17	644	40.476	40.478
Walsh Healey Dir	2	229	2	229	4.762	14.393
Service Contracts	5	221	22	696	52.381	43.746
Davis Bacon	0	0	0	0	0.000	0.000
Not Subject To	0	0	1	22	2.381	1.383
KIND OF CONTRACT						
Initial Letter	0	0	0	0	0.000	0.000
Def Supersd Ltr	0	0	0	0	0.000	0.000
Definitive	0	0	2	47	4.762	2.954
Internal Order	3	365	11	712	26.190	44.752
Modification	0	0	6	254	14.286	15.965
GSA Schedule	14	465	23	578	54.762	36.329
External Order	0	0	0	0	0.000	0.000
Term For Default	0	0	0	0	0.000	0.000
Term For Conven	0	0	0	0	0.000	0.000
PRODUCT OR SERVICE						
Supplies & Equipment	6	320	8	381	19.048	23.947
Research & Development	0	0	0	0	0.000	0.000
Construction	0	0	0	0	0.000	0.000
Architect Engineer	0	0	0	0	0.000	0.000
Automatic Data Processing Services	0	0	0	0	0.000	0.000
ADP Equipment, Purchase & Lease	3	238	8	435	19.048	27.341
Real Property, Purchase & Lease	0	0	0	0	0.000	0.000
Other Services	8	272	26	775	61.905	48.712
Consultant Services	0	0	0	0	0.000	0.000

SMALL BUSINESS ADMINISTRATION SNAPSHOT REPORT

Actions Reported in Summary on SF281

Fourth Quarter Fiscal Year 1984

Part I - Total Prime Acquisition Actions

Acquisition Method	Number of Actions	Net Dollar Amount (000)				
		Total	Small Business Concerns	Large Business Concerns	Educational & Non-Profit Institutions	Outside U.S./ Outlying Areas
1. TOTAL (2+7+8).....	1,941	1,538				
2. Subtotal (3+4+5+6).....	1,940	1,538	529	889	120	0
3. Formally Advertised (Including 2 Step).....	0	0	0	0	0	0
4. Negotiated Competitive.....	269	79	47	32	0	0
5. Negotiated Non-Competitive.....	899	671	393	168	110	0
6. Procurement Under Another Agency's Contracts.....	772	788	89	689	10	0
6A. GSA Schedules.....	513	687	47	636	4	0
6B. Another Agency's Contracts.....	259	101	42	53	6	0
7. Directed Contracts For Foreign Governments.....	0	0				
8. Tariff Or Regulated Acquisitions.....	1	0				

Part II - Statistics on Selected Types of Acquisition

Type of Acquisition	Number of Actions	Net Dollar Amount (000)
9. Small Business Total Set-Asides.....	333	238
10. Small Business Partial Set-Asides.....	0	0
11. Total Labor Surplus Area Set-Asides.....	0	0
12. Total Labor Surplus Area/Small Business Set-Asides.....	0	0
13. Acquisitions From Minority And Disadvantaged Business Enterprises (13A+13B).....	20	8
13A. Directed To Large Or Small Minority Business Enterprises.....	16	6
13B. Small Business - Disadvantaged 8(A).....	4	2
14. Women-Owned Business.....	0	0

Fourth Quarter Fiscal Year 1984 Year to Date

Part I - Total Prime Acquisition Actions

Acquisition Method	Number of Actions	Net Dollar Amount (000)				
		Total	Small Business Concerns	Large Business Concerns	Educational & Non-Profit Institutions	Outside U.S./ Outlying Areas
1. TOTAL (2+7+8).....	5,868	4,639				
2. Subtotal (3+4+5+6).....	5,862	4,638	1,771	2,655	212	0
3. Formally Advertised (Including 2 Step).....	1	15	0	15	0	0
4. Negotiated Competitive.....	789	307	185	122	0	0
5. Negotiated Non-Competitive.....	2,506	1,937	1,051	698	188	0
6. Procurement Under Another Agency's Contracts.....	2,566	2,379	535	1,820	24	0
6A. GSA Schedules.....	1,625	2,061	414	1,633	14	0
6B. Another Agency's Contracts.....	941	318	121	187	10	0
7. Directed Contracts For Foreign Governments.....	0	0				
8. Tariff Or Regulated Acquisitions.....	6	1				

Part II - Statistics on Selected Types of Acquisition

Type of Acquisition	Number of Actions	Net Dollar Amount (000)
9. Small Business Total Set-Asides.....	1,121	974
10. Small Business Partial Set-Asides.....	0	0
11. Total Labor Surplus Area Set-Asides.....	0	0
12. Total Labor Surplus Area/Small Business Set-Asides.....	19	5
13. Acquisitions From Minority And Disadvantaged Business Enterprises (13A+13B).....	52	26
13A. Directed To Large Or Small Minority Business Enterprises.....	41	22
13B. Small Business - Disadvantaged 8(A).....	11	4
14. Women-Owned Business.....	0	0

SMALL BUSINESS ADMINISTRATION SNAPSHOT REPORT

Actions Reported Individually on SF279

Fourth Quarter Fiscal Year 1984 and Year to Date

	4th Qtr Actions	4th Qtr Dollars (000)	YTD Actions	YTD Dollars (000)	YTD % Actions	YTD % Dollars
Small Business Administration.....	57	2,256	192	10,449	100.000	100.000
TYPE CONTRACTOR						
Bus Concerns	53	2,129	181	9,677	94.271	92.612
Educational & Non-Profit	4	127	11	772	5.729	7.388
State Loc Gov.....	0	0	0	0	0.000	0.000
Non-Defined	0	0	0	0	0.000	0.000
METHODS OF PROC						
2 Step	0	0	0	0	0.000	0.000
Other Formal Adv.....	1	19	2	156	1.042	1.493
Neg Comp	24	1,198	78	3,541	40.625	33.888
Neg Non-Comp.....	32	1,039	112	6,752	58.333	64.619
Dir For Govs.....	0	0	0	0	0.000	0.000
Tariff or Reg.....	0	0	0	0	0.000	0.000
SMALL BUSINESS AWARDS						
Prime.....	34	1,286	104	6,646	54.167	63.604
Total Set-Aside.....	5	184	11	615	5.729	5.886
Partial Set-Aside.....	0	0	0	0	0.000	0.000
LABOR SURPLUS AREA						
Total Set-Aside.....	0	0	0	0	0.000	0.000
Tie Bid Pref.....	0	0	0	0	0.000	0.000
Tot LSA Sm Set-Aside.....	0	0	0	0	0.000	0.000
SUB-TOTAL.....	0	0	0	0	0.000	0.000
No Pref Given.....	57	2,256	192	10,449	100.000	100.000
MINORITY & DISADVANT						
Lg Minority.....	0	0	0	0	0.000	0.000
Sm Minority.....	1	10	6	248	3.125	2.373
8a Minority.....	10	339	38	3,225	19.792	30.864
SUB-TOTAL.....	11	349	44	3,473	22.917	33.238
WOMEN OWNED.....	4	66	18	1,505	9.375	14.403
TYPE OF CONTRACT						
Fixed Price.....	45	1,831	154	6,683	80.208	63.958
Cost.....	12	425	38	3,766	19.792	36.042
Time & Material.....	0	0	0	0	0.000	0.000
Labor Hour.....	0	0	0	0	0.000	0.000
Multi Year.....	1	100	1	100	0.521	0.957
SUBJECT TO STAT REQ						
Walsh Healey Mfr.....	1	40	18	342	9.375	3.273
Walsh Healey Dir.....	0	0	11	161	5.729	1.541
Service Contracts.....	0	0	1	14	0.521	0.134
Davis Bacon.....	0	0	0	0	0.000	0.000
Not Subject To.....	56	2,216	162	9,932	84.375	95.052
KIND OF CONTRACT						
Initial Letter.....	0	0	1	16	0.521	0.153
Def Supersd Ltr.....	0	0	0	0	0.000	0.000
Definitive.....	29	1,539	87	6,372	45.313	60.982
Internal Order.....	1	12	5	95	2.604	0.909
Modification.....	22	538	60	3,182	31.250	30.453
GSA Schedule.....	5	167	38	699	19.792	6.690
External Order.....	0	0	0	0	0.000	0.000
Term For Default.....	0	0	0	0	0.000	0.000
Term For Conven.....	0	0	1	85	0.521	0.813
PRODUCT OR SERVICE						
Supplies & Equipment.....	0	0	9	112	4.688	1.072
Research & Development.....	7	369	8	387	4.167	3.704
Construction.....	1	12	2	47	1.042	0.450
Architect Engineer.....	0	0	0	0	0.000	0.000
Automatic Data Processing Services.....	16	487	42	2,957	21.875	28.299
ADP Equipment, Purchase & Lease.....	8	222	38	1,836	19.792	17.571
Real Property, Purchase & Lease.....	0	0	2	155	1.042	1.483
Other Services.....	25	1,166	91	4,955	47.396	47.421
Consultant Services.....	0	0	2	29	1.042	0.278

SMITHSONIAN INSTITUTION SNAPSHOT REPORT

Actions Reported in Summary on SF281

Fourth Quarter Fiscal Year 1984

Part I - Total Prime Acquisition Actions

Acquisition Method	Number of Actions	Net Dollar Amount (000)				
		Total	Small Business Concerns	Large Business Concerns	Educational & Non-Profit Institutions	Outside U.S./ Outlying Areas
1. TOTAL (2+7+8).....	7,444	3,213				
2. Subtotal (3+4+5+6).....	7,444	3,213	2,288	808	117	0
3. Formally Advertised (Including 2 Step).....	0	0	0	0	0	0
4. Negotiated Competitive.....	266	715	597	118	0	0
5. Negotiated Non-Competitive.....	6,942	1,653	1,232	304	117	0
6. Procurement Under Another Agency's Contracts.....	236	845	459	386	0	0
6A. GSA Schedules.....	200	813	459	354	0	0
6B. Another Agency's Contracts.....	36	32	0	32	0	0
7. Directed Contracts For Foreign Governments.....	0	0				
8. Tariff Or Regulated Acquisitions.....	0	0				

Part II - Statistics on Selected Types of Acquisition

Type of Acquisition	Number of Actions	Net Dollar Amount (000)
9. Small Business Total Set-Asides.....	945	1,453
10. Small Business Partial Set-Asides.....	0	0
11. Total Labor Surplus Area Set-Asides.....	0	0
12. Total Labor Surplus Area/Small Business Set-Asides.....	0	0
13. Acquisitions From Minority And Disadvantaged Business Enterprises (13A+13B).....	95	109
13A. Directed To Large Or Small Minority Business Enterprises.....	95	109
13B. Small Business - Disadvantaged 8(A).....	0	0
14. Women-Owned Business.....	84	85

Fourth Quarter Fiscal Year 1984 Year to Date

Part I - Total Prime Acquisition Actions

Acquisition Method	Number of Actions	Net Dollar Amount (000)				
		Total	Small Business Concerns	Large Business Concerns	Educational & Non-Profit Institutions	Outside U.S./ Outlying Areas
1. TOTAL (2+7+8).....	20,863	10,677				
2. Subtotal (3+4+5+6).....	20,863	10,677	7,733	2,574	357	13
3. Formally Advertised (Including 2 Step).....	0	0	0	0	0	0
4. Negotiated Competitive.....	3,795	2,368	2,024	250	94	0
5. Negotiated Non-Competitive.....	15,899	6,066	4,381	1,409	263	13
6. Procurement Under Another Agency's Contracts.....	1,169	2,243	1,328	915	0	0
6A. GSA Schedules.....	1,054	2,055	1,193	862	0	0
6B. Another Agency's Contracts.....	115	188	135	53	0	0
7. Directed Contracts For Foreign Governments.....	0	0				
8. Tariff Or Regulated Acquisitions.....	0	0				

Part II - Statistics on Selected Types of Acquisition

Type of Acquisition	Number of Actions	Net Dollar Amount (000)
9. Small Business Total Set-Asides.....	2,804	4,373
10. Small Business Partial Set-Asides.....	0	0
11. Total Labor Surplus Area Set-Asides.....	0	0
12. Total Labor Surplus Area/Small Business Set-Asides.....	0	0
13. Acquisitions From Minority And Disadvantaged Business Enterprises (13A+13B).....	383	452
13A. Directed To Large Or Small Minority Business Enterprises.....	319	389
13B. Small Business - Disadvantaged 8(A).....	64	63
14. Women-Owned Business.....	212	264

SMITHSONIAN INSTITUTION SNAPSHOT REPORT

Actions Reported Individually on SF279

Fourth Quarter Fiscal Year 1984 and Year to Date

	4th Qtr Actions	4th Qtr Dollars (000)	YTD Actions	YTD Dollars (000)	YTD % Actions	YTD % Dollars
Smithsonian Institution	110	6,025	433	31,139	100.000	100.000
TYPE CONTRACTOR						
Bus Concerns	106	5,621	411	28,583	94.919	91.792
Educational & Non-Profit	3	415	11	706	2.540	2.267
State Loc Gov	1	-11	10	1,804	2.309	5.793
Non-Defined	0	0	1	46	0.231	0.148
METHODS OF PROC						
2 Step	0	0	0	0	0.000	0.000
Other Formal Adv	9	202	58	4,875	13.395	15.656
Neg Comp	72	4,559	232	10,062	53.580	32.313
Neg Non-Comp	29	1,264	138	9,910	31.871	31.825
Dir For Govs	0	0	0	0	0.000	0.000
Tariff or Reg	0	0	5	6,292	1.155	20.206
SMALL BUSINESS AWARDS						
Prime	78	4,903	298	15,484	68.822	49.725
Total Set-Aside	0	0	1	11	0.231	0.035
Partial Set-Aside	0	0	0	0	0.000	0.000
LABOR SURPLUS AREA						
Total Set-Aside	0	0	0	0	0.000	0.000
Tie Bid Pref	0	0	0	0	0.000	0.000
Tot LSA Sm Set-Aside	0	0	0	0	0.000	0.000
SUB-TOTAL	0	0	0	0	0.000	0.000
No Pref Given	110	6,025	433	31,139	100.000	100.000
MINORITY & DISADVANT						
Lg Minority	0	0	0	0	0.000	0.000
Sm Minority	0	0	1	17	0.231	0.055
8a Minority	13	613	36	4,425	8.314	14.210
SUB-TOTAL	13	613	37	4,442	8.545	14.265
WOMEN OWNED	4	139	16	444	3.695	1.426
TYPE OF CONTRACT						
Fixed Price	110	6,025	433	31,139	100.000	100.000
Cost	0	0	0	0	0.000	0.000
Time & Material	0	0	0	0	0.000	0.000
Labor Hour	0	0	0	0	0.000	0.000
Multi Year	0	0	0	0	0.000	0.000
SUBJECT TO STAT REQ						
Walsh Healey Mfr	22	574	56	2,256	12.933	7.245
Walsh Healey Dir	21	392	124	4,388	28.637	14.092
Service Contracts	7	75	48	1,614	11.085	5.183
Davis Bacon	40	4,010	104	9,335	24.018	29.978
Not Subject To	20	974	101	13,546	23.326	43.502
KIND OF CONTRACT						
Initial Letter	0	0	0	0	0.000	0.000
Def Supersed Ltr	0	0	0	0	0.000	0.000
Definitive	48	5,051	225	15,002	51.963	48.178
Internal Order	0	0	0	0	0.000	0.000
Modification	44	588	144	8,049	33.256	25.849
GSA Schedule	18	386	62	8,050	14.319	25.852
External Order	0	0	2	38	0.462	0.122
Term For Default	0	0	0	0	0.000	0.000
Term For Conven	0	0	0	0	0.000	0.000
PRODUCT OR SERVICE						
Supplies & Equipment	35	766	133	5,437	30.716	17.460
Research & Development	0	0	0	0	0.000	0.000
Construction	42	4,092	108	9,478	24.942	30.438
Architect Engineer	3	41	6	222	1.386	0.713
Automatic Data Processing Services	1	5	5	758	1.155	2.434
ADP Equipment, Purchase & Lease	9	223	22	676	5.081	2.171
Real Property, Purchase & Lease	0	0	2	682	0.462	2.190
Other Services	20	898	157	13,886	36.259	44.594
Consultant Services	0	0	0	0	0.000	0.000

TENNESSEE VALLEY AUTHORITY SNAPSHOT REPORT

Actions Reported in Summary on SF281

Fourth Quarter Fiscal Year 1984

Part I - Total Prime Acquisition Actions

Acquisition Method	Number of Actions	Net Dollar Amount (000)				
		Total	Small Business Concerns	Large Business Concerns	Educational & Non-Profit Institutions	Outside U.S./ Outlying Areas
1. TOTAL (2+7+8).....	76,055	39,139				
2. Subtotal (3+4+5+6).....	65,087	33,635	21,118	12,350	149	18
3. Formally Advertised (Including 2 Step).....	2,141	3,482	2,068	1,400	13	1
4. Negotiated Competitive.....	22,117	23,280	16,779	6,461	30	10
5. Negotiated Non-Competitive.....	40,443	6,038	2,269	3,656	106	7
6. Procurement Under Another Agency's Contracts.....	386	835	2	833	0	0
6A. GSA Schedules.....	386	835	2	833	0	0
6B. Another Agency's Contracts.....	0	0	0	0	0	0
7. Directed Contracts For Foreign Governments.....	0	0				
8. Tariff Or Regulated Acquisitions.....	10,968	5,504				

Part II - Statistics on Selected Types of Acquisition

Type of Acquisition	Number of Actions	Net Dollar Amount (000)
9. Small Business Total Set-Asides.....	26,901	17,121
10. Small Business Partial Set-Asides.....	0	0
11. Total Labor Surplus Area Set-Asides.....	1	0
12. Total Labor Surplus Area/Small Business Set-Asides.....	0	0
13. Acquisitions From Minority And Disadvantaged Business Enterprises (13A + 13B).....	932	724
13A. Directed To Large Or Small Minority Business Enterprises.....	929	732
13B. Small Business - Disadvantaged 8(A).....	3	-8
14. Women-Owned Business.....	696	489

Fourth Quarter Fiscal Year 1984 Year to Date

Part I - Total Prime Acquisition Actions

Acquisition Method	Number of Actions	Net Dollar Amount (000)				
		Total	Small Business Concerns	Large Business Concerns	Educational & Non-Profit Institutions	Outside U.S./ Outlying Areas
1. TOTAL (2+7+8).....	299,325	142,995				
2. Subtotal (3+4+5+6).....	254,262	124,133	77,385	46,145	560	43
3. Formally Advertised (Including 2 Step).....	12,945	21,408	12,887	8,481	26	14
4. Negotiated Competitive.....	72,519	72,581	52,578	19,905	85	13
5. Negotiated Non-Competitive.....	166,957	27,412	11,725	15,222	449	16
6. Procurement Under Another Agency's Contracts.....	1,841	2,732	195	2,537	0	0
6A. GSA Schedules.....	1,841	2,732	195	2,537	0	0
6B. Another Agency's Contracts.....	0	0	0	0	0	0
7. Directed Contracts For Foreign Governments.....	0	0				
8. Tariff Or Regulated Acquisitions.....	45,063	18,862				

Part II - Statistics on Selected Types of Acquisition

Type of Acquisition	Number of Actions	Net Dollar Amount (000)
9. Small Business Total Set-Asides.....	100,104	61,738
10. Small Business Partial Set-Asides.....	0	0
11. Total Labor Surplus Area Set-Asides.....	4	12
12. Total Labor Surplus Area/Small Business Set-Asides.....	0	0
13. Acquisitions From Minority And Disadvantaged Business Enterprises (13A+13B).....	3,624	2,929
13A. Directed To Large Or Small Minority Business Enterprises.....	3,613	2,928
13B. Small Business - Disadvantaged 8(A).....	11	1
14. Women-Owned Business.....	2,480	1,550

TENNESSEE VALLEY AUTHORITY SNAPSHOT REPORT

Actions Reported Individually on SF279 Fourth Quarter Fiscal Year 1984 and Year to Date

	4th Qtr Actions	4th Qtr Dollars (000)	YTD Actions	YTD Dollars (000)	YTD % Actions	YTD % Dollars
Tennessee Valley Authority.....	1,135	448,541	4,265	1,283,501	100.000	100.000
TYPE CONTRACTOR						
Bus Concerns.....	1,115	447,280	4,193	1,295,506	98.312	100.935
Educational & Non-Profit.....	2	73	10	540	0.234	0.042
State Loc Gov.....	5	235	18	1,310	0.422	0.102
Non-Defined.....	13	953	44	-13,855	1.032	-1.079
METHODS OF PROC						
2 Step.....	0	0	0	0	0.000	0.000
Other Formal Adv.....	367	338,356	1,817	1,301,393	42.603	101.394
Neg Comp.....	376	86,001	1,145	226,804	26.846	17.671
Neg Non-Comp.....	392	24,184	1,303	-244,696	30.551	-19.065
Dir For Govs.....	0	0	0	0	0.000	0.000
Tariff or Reg.....	0	0	0	0	0.000	0.000
SMALL BUSINESS AWARDS						
Prime.....	514	40,396	2,117	925,295	49.637	72.091
Total Set-Aside.....	1	16	5	126	0.117	0.010
Partial Set-Aside.....	0	0	0	0	0.000	0.000
LABOR SURPLUS AREA						
Total Set-Aside.....	0	0	1	56	0.023	0.004
Tie Bid Pref.....	0	0	4	340	0.094	0.026
Tot LSA Sm Set-Aside.....	0	0	1	-6,073	0.023	-0.473
SUB-TOTAL.....	0	0	6	-5,677	0.141	-0.442
No Pref Given.....	1,135	448,541	4,259	1,289,178	99.859	100.442
MINORITY & DISADVANT						
Lg Minority.....	17	6,882	46	9,638	1.079	0.751
Sm Minority.....	12	924	62	299,272	1.454	23.317
8a Minority.....	1	81	8	10,647	0.188	0.830
SUB-TOTAL.....	30	7,887	116	319,557	2.720	24.897
WOMEN OWNED						
18	797	77	5,267	1.805	0.410	
TYPE OF CONTRACT						
Fixed Price.....	1,106	364,713	4,120	1,140,962	96.600	88.895
Cost.....	6	25,304	27	41,946	0.633	3.268
Time & Material.....	0	0	5	151	0.117	0.012
Labor Hour.....	23	58,524	113	100,442	2.649	7.826
Multi Year.....	0	0	0	0	0.000	0.000
SUBJECT TO STAT REQ						
Walsh Healey Mfr.....	338	83,881	1,691	789,144	39.648	61.484
Walsh Healey Dlr.....	197	3,014	832	-46,521	19.508	-3.625
Service Contracts.....	0	0	0	0	0.000	0.000
Davis Bacon.....	0	0	0	0	0.000	0.000
Not Subject To.....	600	361,646	1,742	540,878	40.844	42.141
KIND OF CONTRACT						
Initial Letter.....	0	0	0	0	0.000	0.000
Def Supersed Ltr.....	0	0	1	31	0.023	0.002
Definitive.....	761	190,708	2,811	1,443,776	65.909	112.487
Internal Order.....	191	7,758	743	27,925	17.421	2.176
Modification.....	183	250,075	710	-188,231	16.647	-14.665
GSA Schedule.....	0	0	0	0	0.000	0.000
External Order.....	0	0	0	0	0.000	0.000
Term For Default.....	0	0	0	0	0.000	0.000
Term For Conven.....	0	0	0	0	0.000	0.000
PRODUCT OR SERVICE						
Supplies & Equipment.....	816	325,831	3,237	1,006,378	75.897	78.409
Research & Development.....	0	0	4	545	0.094	0.042
Construction.....	54	7,857	193	4,356	4.525	0.339
Architect Engineer.....	12	57,483	39	76,330	0.914	5.947
Automatic Data Processing Services.....	2	289	19	2,566	0.445	0.200
ADP Equipment, Purchase & Lease.....	95	5,254	216	21,177	5.064	1.650
Real Property, Purchase & Lease.....	8	6,268	43	9,967	1.008	0.777
Other Services.....	148	45,559	514	162,182	12.052	12.636
Consultant Services.....	1	40	2	90	0.047	0.007

U.S. INFORMATION AGENCY SNAPSHOT REPORT

Actions Reported in Summary on SF281

Fourth Quarter Fiscal Year 1984

Part I - Total Prime Acquisition Actions

Acquisition Method	Number of Actions	Net Dollar Amount (000)				
		Total	Small Business Concerns	Large Business Concerns	Educational & Non-Profit Institutions	Outside U.S./ Outlying Areas
1. TOTAL (2+7+8).....	8,762	9,799				
2. Subtotal (3+4+5+6).....	8,762	9,799	5,652	3,895	228	24
3. Formally Advertised (Including 2 Step).....	613	669	62	568	39	0
4. Negotiated Competitive.....	1,575	2,509	1,939	558	12	0
5. Negotiated Non-Competitive.....	5,389	4,004	2,778	1,055	147	24
6. Procurement Under Another Agency's Contracts.....	1,185	2,617	873	1,714	30	0
6A. GSA Schedules.....	973	1,768	828	940	0	0
6B. Another Agency's Contracts.....	212	849	45	774	30	0
7. Directed Contracts For Foreign Governments.....	0	0				
8. Tariff Or Regulated Acquisitions.....	0	0				

Part II - Statistics on Selected Types of Acquisition

Type of Acquisition	Number of Actions	Net Dollar Amount (000)
9. Small Business Total Set-Asides.....	0	0
10. Small Business Partial Set-Asides.....	0	0
11. Total Labor Surplus Area Set-Asides.....	0	0
12. Total Labor Surplus Area/Small Business Set-Asides.....	45	83
13. Acquisitions From Minority And Disadvantaged Business Enterprises (13A + 13B).....	224	817
13A. Directed To Large Or Small Minority Business Enterprises.....	218	782
13B. Small Business - Disadvantaged 8(A).....	6	35
14. Women-Owned Business.....	243	194

Fourth Quarter Fiscal Year 1984 Year to Date

Part I - Total Prime Acquisition Actions

Acquisition Method	Number of Actions	Net Dollar Amount (000)				
		Total	Small Business Concerns	Large Business Concerns	Educational & Non-Profit Institutions	Outside U.S./ Outlying Areas
1. TOTAL (2+7+8).....	29,520	25,642				
2. Subtotal (3+4+5+6).....	29,520	25,642	16,344	8,720	472	106
3. Formally Advertised (Including 2 Step).....	2,095	1,519	286	1,194	39	0
4. Negotiated Competitive.....	5,392	6,706	5,389	1,260	35	22
5. Negotiated Non-Competitive.....	18,888	11,881	8,885	2,544	368	84
6. Procurement Under Another Agency's Contracts.....	3,145	5,536	1,784	3,722	30	0
6A. GSA Schedules.....	2,678	4,229	1,739	2,490	0	0
6B. Another Agency's Contracts.....	467	1,307	45	1,232	30	0
7. Directed Contracts For Foreign Governments.....	0	0				
8. Tariff Or Regulated Acquisitions.....	0	0				

Part II - Statistics on Selected Types of Acquisition

Type of Acquisition	Number of Actions	Net Dollar Amount (000)
9. Small Business Total Set-Asides.....	0	0
10. Small Business Partial Set-Asides.....	0	0
11. Total Labor Surplus Area Set-Asides.....	0	0
12. Total Labor Surplus Area/Small Business Set-Asides.....	619	650
13. Acquisitions From Minority And Disadvantaged Business Enterprises (13A + 13B).....	549	1,409
13A. Directed To Large Or Small Minority Business Enterprises.....	423	1,214
13B. Small Business - Disadvantaged 8(A).....	126	195
14. Women-Owned Business.....	763	556

As of 02/15/85

U.S. INFORMATION AGENCY SNAPSHOT REPORT

Actions Reported Individually on SF279

Fourth Quarter Fiscal Year 1984 and Year to Date

	4th Qtr Actions	4th Qtr Dollars (000)	YTD Actions	YTD Dollars (000)	YTD % Actions	YTD % Dollars
U.S. Information Agency.....	370	22,766	801	47,839	100.000	100.000
TYPE CONTRACTOR						
Bus Concerns.....	363	18,173	784	39,599	97.878	82.776
Educational & Non-Profit.....	2	483	6	1,251	0.749	2.615
State Loc Gov.....	0	0	0	0	0.000	0.000
Non-Defined.....	5	4,110	11	6,989	1.373	14.609
METHODS OF PROC						
2 Step.....	0	0	0	0	0.000	0.000
Other Formal Adv.....	29	1,183	89	4,280	11.111	8.947
Neg Comp.....	257	12,273	461	20,247	57.553	42.323
Neg Non-Comp.....	68	6,768	180	16,337	22.472	34.150
Dir For Govs.....	0	0	0	0	0.000	0.000
Tariff or Reg.....	16	2,542	71	6,975	8.864	14.580
SMALL BUSINESS AWARDS						
Prime.....	137	4,636	306	11,219	38.202	23.452
Total Set-Aside.....	18	515	40	1,229	4.994	2.569
Partial Set-Aside.....	0	0	0	0	0.000	0.000
LABOR SURPLUS AREA						
Total Set-Aside.....	0	0	2	80	0.250	0.167
Tie Bid Pref.....	0	0	1	18	0.125	0.038
Tot LSA Sm Set-Aside.....	5	80	12	297	1.498	0.621
SUB-TOTAL.....	5	80	15	395	1.873	0.826
No Pref Given.....	365	22,686	786	47,444	98.127	99.174
MINORITY & DISADVANT						
Lg Minority.....	64	2,781	83	3,129	10.362	6.541
Sm Minority.....	33	648	77	1,596	9.613	3.336
8a Minority.....	4	114	21	925	2.622	1.934
SUB-TOTAL.....	101	3,543	181	5,650	22.597	11.810
WOMEN OWNED.....	14	683	24	1,346	2.996	2.814
TYPE OF CONTRACT						
Fixed Price.....	364	21,075	787	45,415	98.252	94.933
Cost.....	3	1,592	5	2,191	0.624	4.580
Time & Material.....	0	0	0	0	0.000	0.000
Labor Hour.....	3	99	9	233	1.124	0.487
Multi Year.....	83	4,232	117	7,595	14.607	15.876
SUBJECT TO STAT REQ						
Walsh Healey Mfr.....	251	10,661	441	17,979	55.056	37.582
Walsh Healey Dir.....	77	2,544	181	7,630	22.597	15.949
Service Contracts.....	8	213	47	2,249	5.868	4.701
Davis Bacon.....	2	59	4	121	0.499	0.253
Not Subject To.....	32	9,289	128	19,860	15.980	41.514
KIND OF CONTRACT						
Initial Letter.....	0	0	1	25	0.125	0.052
Def Supersd Ltr.....	0	0	0	0	0.000	0.000
Definitive.....	26	9,523	94	14,380	11.735	30.059
Internal Order.....	70	2,803	232	13,397	28.964	28.004
Modification.....	20	751	59	3,741	7.366	7.820
GSA Schedule.....	188	6,831	322	12,943	40.200	27.055
External Order.....	66	2,858	93	3,353	11.610	7.009
Term For Default.....	0	0	0	0	0.000	0.000
Term For Conven.....	0	0	0	0	0.000	0.000
PRODUCT OR SERVICE						
Supplies & Equipment.....	203	7,394	409	15,777	51.061	32.979
Research & Development.....	0	0	1	465	0.125	0.972
Construction.....	3	150	8	350	0.999	0.732
Architect Engineer.....	0	0	0	0	0.000	0.000
Automatic Data Processing Services.....	2	40	11	335	1.373	0.700
ADP Equipment, Purchase & Lease.....	115	5,095	195	8,303	24.345	17.356
Real Property, Purchase & Lease.....	2	326	3	377	0.375	0.788
Other Services.....	45	9,761	174	22,232	21.723	46.473
Consultant Services.....	0	0	1	134	0.125	0.280

US ARMS CONTROL & DISARMAMENTS AGENCY SNAPSHOT REPORT

Actions Reported in Summary on SF281

Fourth Quarter Fiscal Year 1984

Part I - Total Prime Acquisition Actions

Acquisition Method	Number of Actions	Net Dollar Amount (000)				
		Total	Small Business Concerns	Large Business Concerns	Educational & Non-Profit Institutions	Outside U.S./ Outlying Areas
1. TOTAL (2+7+8).....	49	190				
2. Subtotal (3+4+5+6).....	49	190	65	93	32	0
3. Formally Advertised (Including 2 Step).....	0	0	0	0	0	0
4. Negotiated Competitive.....	6	39	0	7	32	0
5. Negotiated Non-Competitive.....	32	133	64	69	0	0
6. Procurement Under Another Agency's Contracts.....	11	18	1	17	0	0
6A. GSA Schedules.....	11	18	1	17	0	0
6B. Another Agency's Contracts.....	0	0	0	0	0	0
7. Directed Contracts For Foreign Governments.....	0	0				
8. Tariff Or Regulated Acquisitions.....	0	0				

Part II - Statistics on Selected Types of Acquisition

Type of Acquisition	Number of Actions	Net Dollar Amount (000)
9. Small Business Total Set-Asides.....	0	0
10. Small Business Partial Set-Asides.....	0	0
11. Total Labor Surplus Area Set-Asides.....	0	0
12. Total Labor Surplus Area/Small Business Set-Asides.....	0	0
13. Acquisitions From Minority And Disadvantaged Business Enterprises (13A+13B).....	0	0
13A. Directed To Large Or Small Minority Business Enterprises.....	0	0
13B. Small Business - Disadvantaged 8(A).....	0	0
14. Women-Owned Business.....	0	0

Fourth Quarter Fiscal Year 1984 Year to Date

Part I - Total Prime Acquisition Actions

Acquisition Method	Number of Actions	Net Dollar Amount (000)				
		Total	Small Business Concerns	Large Business Concerns	Educational & Non-Profit Institutions	Outside U.S./ Outlying Areas
1. TOTAL (2+7+8).....	170	491				
2. Subtotal (3+4+5+6).....	170	491	272	182	37	0
3. Formally Advertised (Including 2 Step).....	0	0	0	0	0	0
4. Negotiated Competitive.....	8	49	10	7	32	0
5. Negotiated Non-Competitive.....	135	364	239	120	5	0
6. Procurement Under Another Agency's Contracts.....	27	78	23	55	0	0
6A. GSA Schedules.....	27	78	23	55	0	0
6B. Another Agency's Contracts.....	0	0	0	0	0	0
7. Directed Contracts For Foreign Governments.....	0	0				
8. Tariff Or Regulated Acquisitions.....	0	0				

Part II - Statistics on Selected Types of Acquisition

Type of Acquisition	Number of Actions	Net Dollar Amount (000)
9. Small Business Total Set-Asides.....	0	0
10. Small Business Partial Set-Asides.....	0	0
11. Total Labor Surplus Area Set-Asides.....	0	0
12. Total Labor Surplus Area/Small Business Set-Asides.....	0	0
13. Acquisitions From Minority And Disadvantaged Business Enterprises (13A+13B).....	1	6
13A. Directed To Large Or Small Minority Business Enterprises.....	0	0
13B. Small Business - Disadvantaged 8(A).....	1	6
14. Women-Owned Business.....	0	0

US ARMS CONTROL & DISARMAMENTS AGENCY SNAPSHOT REPORT

Actions Reported Individually on SF279

Fourth Quarter Fiscal Year 1984 and Year to Date

	4th Qtr Actions	4th Qtr Dollars (000)	YTD Actions	YTD Dollars (000)	YTD % Actions	YTD % Dollars
US Arms Control & Disarmaments Agency	14	786	21	1,277	100.000	100.000
TYPE CONTRACTOR						
Bus Concerns	11	686	17	1,165	80.952	91.229
Educational & Non-Profit	2	72	3	84	14.286	6.578
State Loc Gov.....	0	0	0	0	0.000	0.000
Non-Defined	1	28	1	28	4.762	2.193
METHODS OF PROC						
2 Step	0	0	0	0	0.000	0.000
Other Formal Adv.....	0	0	0	0	0.000	0.000
Neg Comp	5	390	8	455	38.095	35.630
Neg Non-Comp	9	396	13	822	61.905	64.370
Dir For Govs	0	0	0	0	0.000	0.000
Tariff or Reg.....	0	0	0	0	0.000	0.000
SMALL BUSINESS AWARDS						
Prime	6	285	10	443	47.619	34.691
Total Set-Aside	0	0	0	0	0.000	0.000
Partial Set-Aside	0	0	0	0	0.000	0.000
LABOR SURPLUS AREA						
Total Set-Aside	0	0	0	0	0.000	0.000
Tie Bid Pref	0	0	0	0	0.000	0.000
Tot LSA Sm Set-Aside	0	0	0	0	0.000	0.000
SUB-TOTAL	0	0	0	0	0.000	0.000
No Pref Given	14	786	21	1,277	100.000	100.000
MINORITY & DISADVANT						
Lg Minority	0	0	0	0	0.000	0.000
Sm Minority	0	0	0	0	0.000	0.000
8a Minority	0	0	0	0	0.000	0.000
SUB-TOTAL	0	0	0	0	0.000	0.000
WOMEN OWNED	0	0	0	0	0.000	0.000
TYPE OF CONTRACT						
Fixed Price	5	103	6	135	28.571	10.572
Cost	8	651	12	783	57.143	61.316
Time & Material	1	32	3	359	14.286	28.113
Labor Hour	0	0	0	0	0.000	0.000
Multi Year	0	0	2	321	9.524	25.137
SUBJECT TO STAT REQ						
Walsh Healey Mfr.....	1	18	2	50	9.524	3.915
Walsh Healey Dir.....	1	21	1	21	4.762	1.644
Service Contracts	0	0	1	300	4.762	23.493
Davis Bacon	0	0	0	0	0.000	0.000
Not Subject To	12	747	17	906	80.952	70.948
KIND OF CONTRACT						
Initial Letter	0	0	0	0	0.000	0.000
Def Supersd Ltr	0	0	0	0	0.000	0.000
Definitive	11	646	13	744	61.905	58.262
Internal Order	2	122	5	455	23.810	35.630
Modification	0	0	1	28	4.762	2.193
GSA Schedule	1	18	2	50	9.524	3.915
External Order	0	0	0	0	0.000	0.000
Term For Default	0	0	0	0	0.000	0.000
Term For Conven	0	0	0	0	0.000	0.000
PRODUCT OR SERVICE						
Supplies & Equipment	0	0	0	0	0.000	0.000
Research & Development	0	0	0	0	0.000	0.000
Construction	0	0	0	0	0.000	0.000
Architect Engineer	0	0	0	0	0.000	0.000
Automatic Data Processing Services.....	1	28	3	355	14.286	27.800
ADP Equipment, Purchase & Lease.....	2	39	3	71	14.286	5.560
Real Property, Purchase & Lease.....	0	0	0	0	0.000	0.000
Other Services	11	719	15	851	71.429	66.641
Consultant Services	0	0	1	21	4.762	1.644

VETERANS ADMINISTRATION SNAPSHOT REPORT

**Actions Reported in Summary on SF281
Fourth Quarter Fiscal Year 1984**

Part I - Total Prime Acquisition Actions

Acquisition Method	Number of Actions	Net Dollar Amount (000)				
		Total	Small Business Concerns	Large Business Concerns	Educational & Non-Profit Institutions	Outside U.S./ Outlying Areas
1. TOTAL (2+7+8).....	523,364	311,689				
2. Subtotal (3+4+5+6).....	522,767	309,624	125,439	179,140	4,968	77
3. Formally Advertised (Including 2 Step).....	2,255	3,859	2,289	1,548	16	6
4. Negotiated Competitive.....	49,236	43,967	27,040	16,832	81	14
5. Negotiated Non-Competitive.....	373,811	161,805	76,347	81,091	4,310	57
6. Procurement Under Another Agency's Contracts.....	97,465	99,993	19,763	79,669	561	0
6A. GSA Schedules.....	96,122	98,266	18,923	79,219	124	0
6B. Another Agency's Contracts.....	1,343	1,727	840	450	437	0
7. Directed Contracts For Foreign Governments.....	16	29				
8. Tariff Or Regulated Acquisitions.....	581	2,036				

Part II - Statistics on Selected Types of Acquisition

Type of Acquisition	Number of Actions	Net Dollar Amount (000)
9. Small Business Total Set-Asides.....	83,294	34,335
10. Small Business Partial Set-Asides.....	64	100
11. Total Labor Surplus Area Set-Asides.....	14,989	8,706
12. Total Labor Surplus Area/Small Business Set-Asides.....	24,731	11,391
13. Acquisitions From Minority And Disadvantaged Business Enterprises (13A + 13B).....	7,164	2,992
13A. Directed To Large Or Small Minority Business Enterprises.....	7,108	2,812
13B. Small Business - Disadvantaged 8(A).....	56	180
14. Women-Owned Business.....	6,836	3,198

Fourth Quarter Fiscal Year 1984 Year to Date

Part I - Total Prime Acquisition Actions

Acquisition Method	Number of Actions	Net Dollar Amount (000)				
		Total	Small Business Concerns	Large Business Concerns	Educational & Non-Profit Institutions	Outside U.S./ Outlying Areas
1. TOTAL (2+7+8).....	1,976,082	1,092,252				
2. Subtotal (3+4+5+6).....	1,973,749	1,085,609	430,416	634,007	20,883	303
3. Formally Advertised (Including 2 Step).....	10,267	16,618	9,352	7,130	126	10
4. Negotiated Competitive.....	204,348	169,925	102,839	66,661	350	75
5. Negotiated Non-Competitive.....	1,398,232	566,900	253,946	294,068	18,679	207
6. Procurement Under Another Agency's Contracts.....	360,902	332,166	64,279	266,148	1,728	11
6A. GSA Schedules.....	355,360	324,379	60,228	263,641	506	4
6B. Another Agency's Contracts.....	5,542	7,787	4,051	2,507	1,222	7
7. Directed Contracts For Foreign Governments.....	30	51				
8. Tariff Or Regulated Acquisitions.....	2,303	6,592				

Part II - Statistics on Selected Types of Acquisition

Type of Acquisition	Number of Actions	Net Dollar Amount (000)
9. Small Business Total Set-Asides.....	315,182	121,683
10. Small Business Partial Set-Asides.....	392	591
11. Total Labor Surplus Area Set-Asides.....	64,022	33,179
12. Total Labor Surplus Area/Small Business Set-Asides.....	75,054	41,803
13. Acquisitions From Minority And Disadvantaged Business Enterprises (13A + 13B).....	27,384	10,944
13A. Directed To Large Or Small Minority Business Enterprises.....	27,158	10,392
13B. Small Business - Disadvantaged 8(A).....	226	552
14. Women-Owned Business.....	24,855	10,603

VETERANS ADMINISTRATION SNAPSHOT REPORT

Actions Reported Individually on SF279

Fourth Quarter Fiscal Year 1984 and Year to Date

	4th Qtr Actions	4th Qtr Dollars (000)	YTD Actions	YTD Dollars (000)	YTD % Actions	YTD % Dollars
Veterans Administration	10,213	984,588	38,620	1,968,419	100.000	100.000
TYPE CONTRACTOR						
Bus Concerns	9,702	960,051	36,618	1,883,346	94.816	95.678
Educational & Non-Profit	279	8,399	1,093	34,336	2.830	1.744
State Loc Gov	231	16,050	898	50,242	2.325	2.552
Non-Defined	1	88	11	495	0.028	0.025
METHODS OF PROC						
2 Step	26	10,260	37	11,393	0.096	0.579
Other Formal Adv	880	163,749	3,582	356,101	9.275	18.091
Neg Comp	2,227	548,757	7,377	787,930	19.102	40.029
Neg Non-Comp	6,470	224,112	24,965	643,928	64.643	32.713
Dir For Govs	0	0	0	0	0.000	0.000
Tariff or Reg	610	37,710	2,659	169,067	6.885	8.589
SMALL BUSINESS AWARDS						
Prime	4,823	234,211	19,270	618,441	49.896	31.418
Total Set-Aside	854	73,834	2,840	180,103	7.354	9.150
Partial Set-Aside	2	136	19	775	0.049	0.039
LABOR SURPLUS AREA						
Total Set-Aside	59	39,052	364	42,564	0.943	2.162
Tie Bid Pref	0	0	0	0	0.000	0.000
Tot LSA Sm Set-Aside	199	34,190	890	71,074	2.305	3.611
SUB-TOTAL	258	73,242	1,254	113,638	3.247	5.773
No Pref Given	9,955	911,346	37,366	1,854,781	96.753	94.227
MINORITY & DISADVANT						
Lg Minority	10	107	39	790	0.101	0.040
Sm Minority	181	30,248	691	52,462	1.789	2.665
8a Minority	180	46,403	510	80,455	1.321	4.087
SUB-TOTAL	371	76,758	1,240	133,707	3.211	6.793
WOMEN OWNED						
	183	5,910	721	26,698	1.867	1.356
TYPE OF CONTRACT						
Fixed Price	10,141	974,999	38,397	1,939,435	99.423	98.528
Cost	66	9,535	196	28,709	0.508	1.458
Time & Material	0	0	6	68	0.016	0.003
Labor Hour	6	54	21	207	0.054	0.011
Multi Year	255	245,688	634	270,456	1.642	13.740
SUBJECT TO STAT REQ						
Walsh Healey Mfr	3,199	515,458	9,454	811,974	24.480	41.250
Walsh Healey Dir	482	24,357	1,679	58,494	4.347	2.972
Service Contracts	3,783	44,356	17,033	212,087	44.104	10.774
Davis Bacon	1,241	315,234	4,219	564,114	10.924	28.658
Not Subject To	1,508	85,183	6,235	321,750	16.144	16.346
KIND OF CONTRACT						
Initial Letter	6	421	21	1,271	0.054	0.065
Def Supersd Ltr	0	0	0	0	0.000	0.000
Definitive	2,050	421,045	7,545	923,084	19.537	46.895
Internal Order	6,456	189,371	24,897	561,502	64.467	28.526
Modification	770	5,892	3,282	26,376	8.498	1.340
GSA Schedule	754	357,145	2,005	401,010	5.192	20.372
External Order	177	10,714	864	55,509	2.237	2.820
Term For Default	0	0	3	-166	0.008	-0.008
Term For Conven	0	0	3	-167	0.008	-0.008
PRODUCT OR SERVICE						
Supplies & Equipment	3,862	521,491	11,963	849,227	30.976	43.143
Research & Development	15	433	66	1,971	0.171	0.100
Construction	1,241	315,234	4,254	566,528	11.015	28.781
Architect Engineer	134	14,137	518	43,922	1.341	2.231
Automatic Data Processing Services	10	270	52	1,309	0.135	0.067
ADP Equipment, Purchase & Lease	125	25,402	301	42,830	0.779	2.176
Real Property, Purchase & Lease	26	494	160	2,203	0.414	0.112
Other Services	4,800	107,127	21,306	460,429	55.168	23.391
Consultant Services	25	4,305	45	9,274	0.117	0.471

WATER RESOURCES COUNCIL SNAPSHOT REPORT

Actions Reported in Summary on SF281

Fourth Quarter Fiscal Year 1984

Part I - Total Prime Acquisition Actions

Acquisition Method	Number of Actions	Net Dollar Amount (000)				
		Total	Small Business Concerns	Large Business Concerns	Educational & Non-Profit Institutions	Outside U.S./ Outlying Areas
1. TOTAL (2+7+8).....						
2. Subtotal (3+4+5+6).....						
3. Formally Advertised (Including 2 Step).....						
4. Negotiated Competitive.....						
5. Negotiated Non-Competitive.....						
6. Procurement Under Another Agency's Contracts.....						
6A. GSA Schedules.....						
6B. Another Agency's Contracts.....						
7. Directed Contracts For Foreign Governments.....						
8. Tariff Or Regulated Acquisitions.....						

Part II - Statistics on Selected Types of Acquisition

Type of Acquisition	Number of Actions	Net Dollar Amount (000)
9. Small Business Total Set-Asides.....		
10. Small Business Partial Set-Asides.....		
11. Total Labor Surplus Area Set-Asides.....		
12. Total Labor Surplus Area/Small Business Set-Asides.....		
13. Acquisitions From Minority And Disadvantaged Business Enterprises (13A + 13B).....		
13A. Directed To Large Or Small Minority Business Enterprises.....		
13B. Small Business - Disadvantaged 8(A).....		
14. Women-Owned Business.....		

*** FAILED TO REPORT ***

Fourth Quarter Fiscal Year 1984 Year to Date

Part I - Total Prime Acquisition Actions

Acquisition Method	Number of Actions	Net Dollar Amount (000)				
		Total	Small Business Concerns	Large Business Concerns	Educational & Non-Profit Institutions	Outside U.S./ Outlying Areas
1. TOTAL (2+7+8).....						
2. Subtotal (3+4+5+6).....						
3. Formally Advertised (Including 2 Step).....						
4. Negotiated Competitive.....						
5. Negotiated Non-Competitive.....						
6. Procurement Under Another Agency's Contracts.....						
6A. GSA Schedules.....						
6B. Another Agency's Contracts.....						
7. Directed Contracts For Foreign Governments.....						
8. Tariff Or Regulated Acquisitions.....						

Part II - Statistics on Selected Types of Acquisition

Type of Acquisition	Number of Actions	Net Dollar Amount (000)
9. Small Business Total Set-Asides.....		
10. Small Business Partial Set-Asides.....		
11. Total Labor Surplus Area Set-Asides.....		
12. Total Labor Surplus Area/Small Business Set-Asides.....		
13. Acquisitions From Minority And Disadvantaged Business Enterprises (13A + 13B).....		
13A. Directed To Large Or Small Minority Business Enterprises.....		
13B. Small Business - Disadvantaged 8(A).....		
14. Women-Owned Business.....		

*** FAILED TO REPORT ***

WATER RESOURCES COUNCIL SNAPSHOT REPORT

Actions Reported Individually on SF279

Fourth Quarter Fiscal Year 1984 and Year to Date

	4th Qtr Actions	4th Qtr Dollars (000)	YTD Actions	YTD Dollars (000)	YTD % Actions	YTD % Dollars
Water Resources Council.....						
TYPE CONTRACTOR						
Bus Concerns.....						
Educational & Non-Profit.....						
State Loc Gov.....						
Non-Defined.....						
METHODS OF PROC						
2 Step.....						
Other Formal Adv.....						
Neg Comp.....						
Neg Non-Comp.....						
Dir For Govs.....						
Tariff or Reg.....						
SMALL BUSINESS AWARDS						
Prime.....						
Total Set-Aside.....						
Partial Set-Aside.....						
LABOR SURPLUS AREA						
Total Set-Aside.....						
Tie Bid Pref.....						
Tot LSA Sm Set-Aside.....						
SUB-TOTAL.....						
No Pref Given.....						
MINORITY & DISADVANT						
Lg Minority.....						
Sm Minority.....						
8a Minority.....						
SUB-TOTAL.....						
WOMEN OWNED.....						
TYPE OF CONTRACT						
Fixed Price.....						
Cost.....						
Time & Material.....						
Labor Hour.....						
Multi Year.....						
SUBJECT TO STAT REQ						
Walsh Healey Mfr.....						
Walsh Healey Dir.....						
Service Contracts.....						
Davis Bacon.....						
Not Subject To.....						
KIND OF CONTRACT						
Initial Letter.....						
Def Supersd Ltr.....						
Definitive.....						
Internal Order.....						
Modification.....						
GSA Schedule.....						
External Order.....						
Term For Default.....						
Term For Conven.....						
PRODUCT OR SERVICE						
Supplies & Equipment.....						
Research & Development.....						
Construction.....						
Architect Engineer.....						
Automatic Data Processing Services.....						
ADP Equipment, Purchase & Lease.....						
Real Property, Purchase & Lease.....						
Other Services.....						
Consultant Services.....						

*** FAILED TO REPORT ***



FEDERAL PROCUREMENT DATA SYSTEM

AUDIT REPORT

January 1984

Prepared by:
General Services Administration
Office of Information Resources Management
Office of Information Services
Automated External Information Division
Federal Procurement Data Center

-141-

APPENDIX A

TABLE OF CONTENTS PAGE

1.	INTRODUCTION	
1.1	Description.....	145
1.2	Accuracy of Source Data.....	145
2.	INDIVIDUAL DATA ELEMENTS	
2.1	Discussion.....	147
2.2	Data Elements Audited.....	147
2.3	Conclusions.....	149
3.	AUDIT RESULTS	
3.1	Results by Data Element Audited.....	150
3.2	Completeness of the Data Base.....	151
4.	QUALITY ASSURANCE PROGRAM	
4.1	Discussion.....	152
5.	CONTRACTOR INFORMATION SUBSYSTEM	
5.1	Description.....	154
5.2	Problem Identification.....	154

FORWARD

The Federal Procurement Data Center (FPDC) was established under PL 93-400 to collect, develop and disseminate procurement data which takes into account the needs of Congress, the Executive Branch and the private sector. These entities, with their diverse responsibilities and interests, rely upon data from the Federal Procurement Data System (FPDS) as input for special legislation, for determining conformance to or measurement of performance against procurement policies and for market survey studies.

To assure the reliability of this data base, the Center has undertaken a survey of the source data and is establishing a quality assurance program to address survey findings, propose solutions to system weaknesses and to implement recommended changes and enhancements.

ACKNOWLEDGEMENTS

The Federal Procurement Data Center wishes to express its gratitude to the agencies and procurement offices which participated in the audit of SF 279 data. Their willing cooperation and active interest contributed greatly not only to the primary intent of statistical validation of the Federal Procurement Data System data base, but to a mutual understanding of the areas in which improvements are necessary to provide more meaningful and accurate reporting.

1. INTRODUCTION

1.1 Description

In December of 1982 the Federal Procurement Data Center instituted an internal audit of the Federal Procurement Data System. This audit was designed to determine (1) the accuracy and completeness of source data reported into the system, (2) the reliability of the Centers internal processing of submitted data, (3) the validity and reliability of the Contractor Information Subsystem, and (4) whether the present policies and procedures of the FPDC are adequate to ensure that it fulfill its designated obligations and responsibilities.

To accomplish these objectives, the Center commissioned a multi-part study and analysis of the Contractor Information File (CIF) and performed a nationwide audit of selected purchase offices. Contained herein are the resultant findings and determinations.

1.2 Accuracy Of Source Data

In order to obtain a statistically significant sample, the widest possible inclusion of agencies, and purchase offices was necessary. The Office of Management and Budget, Office of Federal Procurement Policy (OFPP), solicited voluntary cooperation in the audit, twenty-one agencies responding, including 11 of the Executive Departments. To obtain a maximum number of participants, agencies were assured that "No data on agency or procuring office statistics will be published or released to any other than the participating activity for its own internal use. The Data Center report will include only summary level results," (see attachment 1). A decision was made to limit the review to FY 82 data because of possible retirement or archiving of prior year actions, and because FY 83 records may be incomplete due to inherent reporting delays.

The audit sample included 12 of the 61 reporting agencies which represent 98.4% of the FY 82 dollars and 96.2% of the actions over \$10,000. Within these agencies, a stratified sampling of purchase offices was made to include offices generating varying volumes of dollars and actions, and clustered geographically to reduce necessary travel and personnel resources. The 58 purchase offices selected for sampling represent 59% of the FY 82 dollars and 28% of the actions over \$10,000. The specific records audited in each office were based on a randomly generated computer sample of 50-100 records per office, the number of records reviewed in each office being dependent upon the volume generated by that office. The sample was structured for a tolerable error of 2%, 95% reliability, and an assumption of a

10% error in agency input. Total audit sample size was 2,484 records (0.5% of total number of actions for FY 82), representing \$4.9B (3.4% of total FY 82 dollars).

Trial audits were first performed in the Washington D.C. area to provide indoctrination for FPDC personnel and to determine data accessibility in different agency purchase offices. The audit was then expanded in three 2 week trips to offices in the west, north and south. A list of participating agencies and purchase offices is shown in attachment 2.

A computer printout of SF 279 elements to be audited (sample, attachment 3) was compared to data found in the contract file; total dollars obligated, principal product/service, and action date were found on the contract cover page, all others, except for method of contracting and extent of competition, were usually found in the Certifications and Representations section of the RFP (data included in the Certifications and Representations section of the contract varied from agency to agency and within subagencies). Method of contracting and extent of competition were obtained from a copy of the Commerce Business Daily notice, Small Business report, bidder's list or other substantiating documentation contained in the file. Method of contracting proved the hardest to substantiate as a contract synopsis was rarely found. In several purchase offices errors were found on the SF 279 equivalent but were corrected prior to submission to the FPDS as a result of data verification by agency keypunch and quality control operations. Large numbers of contract actions could not be found at some purchase offices and no contract modification numbers could be matched at others, the later due to an agency internal system arrangement. Logs which could be utilized to cross-over the internal numbers to actual modification numbers were not kept at all offices. The FPDC will request that the actual modification number be provided for the SF 279 input.

2. INDIVIDUAL DATA ELEMENTS

2.1 Discussion

Ten data elements from the SF 279 (attachment 4) were chosen for review, the criteria for selection based upon (1) their visibility, determined by frequency of user request, and historic interest generated in the element, i.e., Congressional or Executive review for pending legislation or other action, (2) those elements affording the greatest likelihood of error. 'Consultant type award' was originally included in the survey, then subsequently dropped because of lack of an objective method for determining whether services offered were of a consulting nature.

2.2 Data Elements Audited

Listed below are the ten data elements reviewed, a brief description and the most common source of error, followed by recommendations for data reporting improvement.

- (1) Total Dollars Obligated or Deobligated - the amount of the obligation/deobligation, over \$10,000, rounded to nearest thousand is entered in item 11 of the SF 279. Rounding errors were the cause of most errors here. One agency was rolling up multiple financial actions into one SF 279 report.
- (2) DUNS Contractor Establishment Code - a unique nine position number assigned by Dun and Bradstreet to identify the contractor establishment receiving the award's is entered in item 9 of the SF 279. Contracting offices continue to copy the DUNS number from previous contracts rather than consulting the DUNS Contractor File Alphabetical Listing provided by the FPDC. The DUNS number may differ from that listed on previous contracts with the same name manufacturer due to establishment relocation, company merger or work being performed at a different physical location.
- (3) Principal Product or Service - a four character code for research and development, services, or supplies found in the FPDS Product and Service Code Manual is entered in item 18 of the SF 279. Simple transposition of numbers accounted for the errors here.
- (4) Date of this Action - the date on which a mutually binding agreement was reached/the date of the written obligation of funds is entered in item 6 of the SF 279. Interpretation of the 'action date' varied from the "date of the contract was mailed to the contractor" to the "date the SF 279 (or agency equivalent) was submitted."

- (5) Principal Place of Performance - a 2 digit code for the 50 States, D.C., or foreign country, and a 5 digit code for city or country, found in FIPS or NBLIS publications, are entered in item 10 of the SF 279. The contractor establishment address, found in item 9a of the SF 279, was used instead of consulting the Certifications & Representations section of the contract for actual place of performance. This element is intended to show the location where the contractor for item will be produced, manufactured, mined, grown or where the service will be performed, not the location of the contractor's office.
- (6) Type of Business - the code that best describes the type of business to which the award was made, e.g., small business disadvantaged 8(a), small business owned by minority group, large business, non-profit, state/local government is to be entered in item 23 of the SF 279. Normally, documentation was available to distinguish whether large or small business, but not to determine whether minority or not. In multiple cases, purchase offices used the code found on the original contract even if the size of the business had changed on subsequent actions.
- (7) Method of Contracting - the appropriate code to designate whether the contract was awarded by two-step formal advertising, other formal advertising, negotiated competitive, or negotiated non-competitive is entered in item 19 of the SF 279. Where no documentation was found in the contract file to substantiate competition, e.g., a bidder's list, entries of 'negotiated competitive' were considered 'not correct'.
- (8) Labor Surplus Area Preference - the code that represents the type of preference consideration in making the award, e.g., partial labor surplus area set-aside, tie-bid preference, combined small business/partial labor surplus area preference, total labor surplus set-aside is entered in item 16 of the SF 279. Substantiating documentation to support claims of preference were not found in the contract file.
- (9) Woman Owned Business - codes to show that the business is (1) exempt from certification because it is publicly owned/a joint-stock association/a business trust, (2) woman-owned, (3) not woman-owned or (4) not certified in the Certifications & Representations section of the contract are entered in item 24 of the SF 279. 'Not Certified' was being interpreted as requiring a formal certification that the business was woman-owned rather than merely showing that the contractor did not check any of the choices 1-3 listed above. Clearer explanations should be provided in the next re-write of the FPDC Reporting Manual.

- (10) Extent of Competition in Negotiation - the appropriate code to designate small business total set-aside, or partial set-aside, labor surplus set-aside, combined labor surplus/small business set-aside, other negotiated competitive, buy Indian, 8(a) program, follow-on after competition and other negotiated non-competitive is entered in item 20 of the SF 279. Actions marked 'follow-on after competition' were not assumed to be correct if substantiating documentation of a prior action showing competition could not be found in the contract file, e.g., on the Solicitation for Bid or the Small Business Administration document. 'Other negotiated non-competitive' was considered the correct entry in these cases.

2.3 Conclusions

The agencies/organizations which took part in the survey will be contacted for a briefing on the findings in each of their purchase offices. Where discrepancies were found between the contract file and SF 279 data, the possible causes and recommendations for resolution will be discussed. The following general recommendations are: (1) that the current DUNS Contractor Identification File Listing be consulted for the latest DUNS Contractor Establishment Code, (2) that the Certifications & Representations section of the contract include as a minimum (a) principal place of performance, (b) type of business, (c) woman-owned line items, and that the contracting office require that they be completed, (3) that evidence of (a) labor surplus area preference, (b) method of contracting, (c) extent of competition in negotiation and (d) type of contract be included in every contract or subsequent modification folder and that these inclusions be noted in the contract synopsis.

While the above recommendations may prove beneficial, we believe that only an active interest by the agency procurement management in assuring that the data collected is accurate and complete will lead to a prolonged improvement in reporting. We further believe that this interest will best be manifested by agency participation in the annual FPDC audits.

3. AUDIT RESULTS

3.1 Results by Data Element Audited

The data extracted from the FPDS was considered 'not correct' if it did not conform to information found in the purchase office contract documentation OR if verifying documentation could not be found in the contract file. Therefore, the statistics shown represent worst case.

<u>SF 279 Element</u>	<u>ACCURACY (%)</u>
Total dollars obligated or deobligated	98.2
DUNS contract establishment code	91.4
Principal product or service	98.1
Action date	97.4
Principal place of performance	97.9
Type of business	97.2
Method of contracting	97.9
Labor surplus area preference	99.4
Woman owned business	97.4
Extent of competition in negotiation	98.7

3.2 Completeness of the Data Base

Completeness of the data base, for purposes of this survey, was defined as that portion or percentage of actions completed by the agencies versus that which was reported into the FPDS. Three methods for measuring completeness were considered. The first entailed comparison of contract action entries on supervisory work-load logs versus actions submitted into the FPDS with action dates for the same period. The second method was to randomly select a number of contract files at the purchase office site and list all actions for later comparison with a printout of actions reported against those contracts. (A pre-prepared listing from the data base would obviously fail to show actions never input.) The third would compare total dollars and total actions from supervisory logs for the fiscal quarter against submissions to the FPDS; this last was considered the simplest and easiest but also the most prone to error. The second method, while being the preferred choice, was not selected because of the additional resources and time that would be consumed at each purchase office. The first method allowed for zeroxing of supervisory logs for comparison against computer printouts at a later time, thereby requiring minimal on-site expenditure of time.

Unfortunately, visits to the purchase offices revealed that too few logs were being kept on individual contract actions to provide a statistically valid sample, therefore, we were unable to quantitatively assess the "completeness" of the FPDS data base. Current plans are to examine the completeness of agency reporting by utilizing the second method described above during our FY 84 audit cycle.

4. QUALITY ASSURANCE PROGRAM

4.1 Discussion

Review of internal policies and procedures has identified several areas in which the FPDC could be made more effective, efficient or responsive to user needs. In addition to those items identified below, an analysis of all aspects of the FPDC operations will be conducted by the present systems and programming contractor, in conjunction with the FPDC chief, to identify any that require quality control measures.

- (1) Production control will keep track of agency submission rates and perform a historical analysis of the nature of errors, submitting a report first to the agency FPDC contact and then to the chief procurement officer if no improvement ensues.
- (2) All new development and maintenance programs will be reviewed by a quality assurance team, comprised of one contractor analyst and one FPDC system analyst, to assure conformance to standards and to see that all peripherally affected programs are updated as necessary. A software package, Test Coverage Monitor, will be installed and utilized in FY 84 to assure that all portions of newly written programs and changes are thoroughly tested prior to installation.
- (3) The FPDC Reporting Manual will be reviewed and updated annually.
- (4) The Services section of the Product and Service Code Manual will contain descriptive paragraphs for each service code, similar to the Supplies and Equipment section.
- (5) Special reports prepared to specific customer requirements will be reviewed both by the programmer and an information systems specialist for completeness and adherence to those requirements prior to dissemination. Requests will be date-stamped upon receipt and reviewed to assure compliance with the FPDC stipulation of 5 day maximum turnaround (with the exception of "held for client input" or non-standard reports).
- (6) Annual audits of FPDS data will be performed by Center personnel. The FPDC Director and Agency Liaison Officer will provide post-audit interviews to all participating agencies. The FPDC will attempt to plan all future annual audits to coincide with internal agency audits or to allow for participation by agency personnel.

- (7) The Center will offer training sessions for preparing SF-279 data to interested agencies.
- (8) The ALO and technical staff will work with the agencies on computer edit routines.
- (9) The FPDC will perform an annual review of its policies and procedures. Input will be solicited and encouraged from reporting agencies.
- (10) To be more responsive to user needs, the Center will seek permission from its Policy Advisory Board to change the SF-279 to allow for the expansion of PSC codes to six (6) digits in order to provide more detail.

5. CONTRACTOR INFORMATION SUBSYSTEM

5.1 Description

The Contractor Information Subsystem provides contractor name and address for corresponding contractor identification numbers that are input to the FPDS on SF 279's. This subsystem has several major uses: (1) for the generation of special report information requested by (a) private companies to determine competitor market penetration (b) government investigative bodies for anti-trust, fraud and other type audits (c) members of Congress to obtain listings of employment opportunities in their districts and (2) for generation of mailing lists which companies use for promotion of products or for the exploration and development of subcontracting possibilities from prime contractors. In addition to these uses by the private sector, the FPDS uses the identification numbers to roll up subsidiary establishments to their parent or ultimate company in order to compile a list of the top 100 federal contractors.

5.2 Problem Identification

This subsystem has historically had several problem areas. A six-month study was instituted by the FPDC, the findings and recommendations are included in a separate report. To synopsise, they are comprised of:

PROBLEM ONE: Missing Contractor Name: caused by a failure to match the submitted identifier number with an associated name in the Contractor Identifier File (CIF), usually as a result of an incorrectly submitted identifier number. Solution: A system printout is generated which lists reporting agency and purchase office and is sent to the agency liaison representative for dissemination to the appropriate subactivity for correction and resubmission.

PROBLEM TWO: Missing Contractor Address: the CIF consists of both Zark and Dun and Bradstreet Universal Numbering System (DUNS) contractor identification numbers. The Zark numbering system which has no provision for contractor address, was utilized by DOD prior to the establishment of the FPDC. Subsequent to institution of the DUNS, DOD embarked on a changeover and as of 1st Quarter FY 84, no Zark numbers are accepted into the system. The old numbers that were input will remain; no effort is being considered to bridge these to DUNS because of the cost. An additional cause of missing addresses has been a failure by the Dun and Bradstreet

Allentown, Pa. facility, which assigns DUNS numbers to obtain complete address information. They have been instructed not to supply a DUNS number unless a complete address is provided by the requestor. A listing of incomplete contractor addresses is generated for agency action. Shown below are statistics on system improvement.

	<u>7/82</u>	<u>10/82</u>	<u>10/83</u>
Total records on FPDS Master File (FY 81 and FY 82) *(FY 82 and FY 83)	704,761	841,805	*802,344
Total records with contractor name	628,148 (89%)	800,825 (95%)	768,706 (96%)
Total records with contractor name and address	524,717 (74%)	686,094 (82%)	695,075 (87%)

PROBLEM THREE: Failure of the Subsystem to Roll Up all Establishments to Their Parent Company:
 Variations of company name, e.g., International Business Machines (IBM) has 30 separate enteries which cannot be verified as belonging to the parent company, invalidate contract action roll-up and cause distortion of dollars that can be attributed to the parent company. Similar examples are replete throughout the system. When a new or unmatched DUNS number is identified by quarterly processing, it is sent to Dun and Bradstreet for research of an ultimate parent company. Forty-eight percent are returned with no information. Three attempts are made via telephone to obtain this information, however, if no telephone number is found, if no answer, or if parent is unknown or information refused by answerer, no roll-up can occur. Presently, identification of multiple contractor name is accomplished quarterly by manual examination of the CIF printout. Once suspected multiples are

identified, a listing is sent to D&B for resolution. This method has proved virtually fruitless to date. The FPDC is studying the Contractor and Government Entity (CAGE) System operated by the Defense Logistics Services Center in Battle Creek, Michigan as a possible alternative. We intend to perform an analysis of this system in FY 84 to determine suitability and level of conversion effort needed and if warranted, run a parallel test with the DUNS for a six month period. Meanwhile, the FPDC has requested that D&B change to a system whereby a questionnaire is initially mailed to each company, requesting needed information, and a telephone inquiry follow-up only in the case of non-response. Permission must be granted by the Office of Management and Budget for questionnaire use. This method would be more cost effective, but more importantly, it would result in a greatly increased data return.