



FPDS-NG
Federal Procurement Report
FY 2006

Section II
Geographic Views



Table of Contents

Section II: Geographic Views

Federal Procurement by State Summary

Top 10 States by Procurement for Last 5 Fiscal Years

Federal Procurement Dollars by State

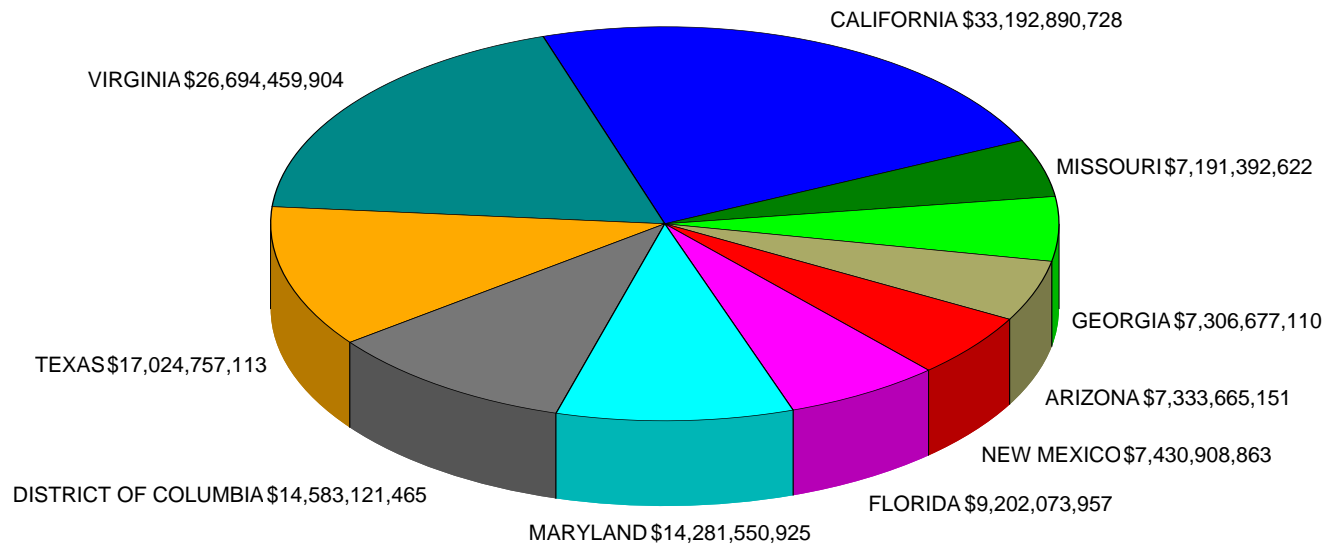
Appendix

Federal Procurement Data System - Next Generation
FEDERAL PROCUREMENT BY STATE SUMMARY
Actions Reported Individually - Fiscal Year 2006 Through Fourth Quarter

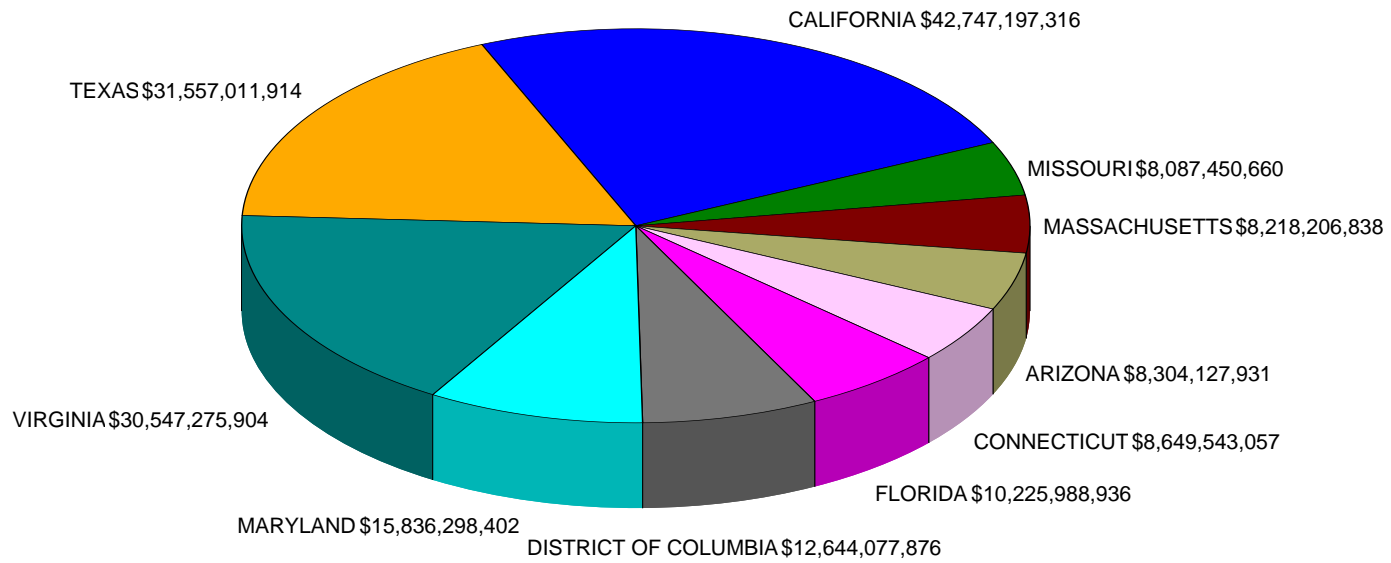
	Dollars	Percent of Dollars	Dollar Rank	Rank Last FY	Rank Per Capita
Total Federal	\$371,790,076,603	100.00 %			
ALABAMA	\$8,044,489,978	2.16 %	16	14	11
ALASKA	\$2,107,657,476	0.57 %	36	34	4
ARIZONA	\$10,425,786,874	2.80 %	9	7	9
ARKANSAS	\$1,218,726,860	0.33 %	40	42	49
CALIFORNIA	\$42,720,978,347	11.49 %	1	1	20
COLORADO	\$7,153,962,281	1.92 %	18	21	14
CONNECTICUT	\$8,218,092,475	2.21 %	15	10	6
DELAWARE	\$204,445,968	0.05 %	51	51	51
DISTRICT OF COLUMBIA	\$14,374,210,534	3.87 %	5	5	1
FLORIDA	\$13,597,178,902	3.66 %	6	6	29
GEORGIA	\$9,710,964,574	2.61 %	12	11	24
HAWAII	\$2,110,086,319	0.57 %	35	35	12
IDAHO	\$1,535,518,782	0.41 %	38	38	23
ILLINOIS	\$6,076,319,297	1.63 %	22	20	47
INDIANA	\$5,024,386,070	1.35 %	26	22	32
IOWA	\$1,787,064,273	0.48 %	37	39	36
KANSAS	\$2,556,067,823	0.69 %	32	31	27
KENTUCKY	\$5,946,131,837	1.60 %	24	25	16
LOUISIANA	\$9,405,230,285	2.53 %	13	24	8
MAINE	\$1,146,256,769	0.31 %	42	36	28
MARYLAND	\$21,013,340,768	5.65 %	4	4	3
MASSACHUSETTS	\$10,328,568,122	2.78 %	10	8	15
MICHIGAN	\$5,297,230,526	1.42 %	25	23	44
MINNESOTA	\$2,322,594,329	0.62 %	33	32	48
MISSISSIPPI	\$6,844,784,317	1.84 %	21	28	7
MISSOURI	\$10,744,310,809	2.89 %	7	12	10
MONTANA	\$496,331,567	0.13 %	48	46	42
NEBRASKA	\$910,070,878	0.24 %	44	44	45
NEVADA	\$2,219,761,584	0.60 %	34	37	25
NEW HAMPSHIRE	\$1,338,965,923	0.36 %	39	41	26
NEW JERSEY	\$7,090,447,465	1.91 %	19	17	30
NEW MEXICO	\$5,991,072,386	1.61 %	23	19	5
NEW YORK	\$10,725,051,020	2.88 %	8	13	39
NORTH CAROLINA	\$4,600,957,650	1.24 %	28	27	38
NORTH DAKOTA	\$380,605,316	0.10 %	49	49	37

	Dollars	Percent of Dollars	Dollar Rank	Rank Last FY	Rank Per Capita
Total Federal	\$371,790,076,603	100.00 %			
OHIO	\$8,310,212,025	2.24 %	14	16	35
OKLAHOMA	\$2,607,410,293	0.70 %	31	33	34
OREGON	\$1,160,773,938	0.31 %	41	40	50
PENNSYLVANIA	\$10,219,507,524	2.75 %	11	9	31
RHODE ISLAND	\$521,616,372	0.14 %	47	47	46
SOUTH CAROLINA	\$4,815,979,058	1.30 %	27	26	22
SOUTH DAKOTA	\$595,698,823	0.16 %	46	45	33
TENNESSEE	\$6,861,727,019	1.85 %	20	18	21
TEXAS	\$35,006,197,980	9.42 %	3	3	13
UTAH	\$3,089,968,428	0.83 %	29	30	18
VERMONT	\$894,137,628	0.24 %	45	48	17
VIRGINIA	\$40,674,631,134	10.94 %	2	2	2
WASHINGTON	\$7,904,389,385	2.13 %	17	15	19
WEST VIRGINIA	\$1,017,700,321	0.27 %	43	43	41
WISCONSIN	\$3,018,622,178	0.81 %	30	29	40
WYOMING	\$263,593,897	0.07 %	50	50	43
U.S OUTLYING AREAS	\$1,160,262,215	0.31 %			

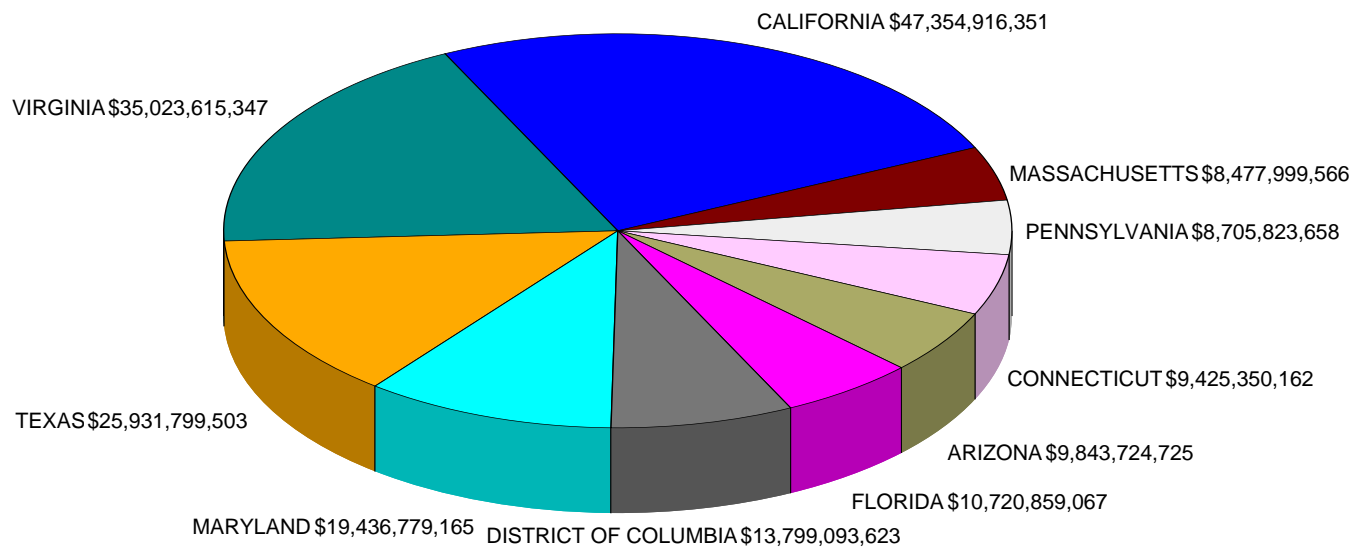
Federal Procurement Data System - Next Generation
TOP 10 STATES BY FEDERAL PROCUREMENT
Actions Reported Individually - Fiscal Year 2002



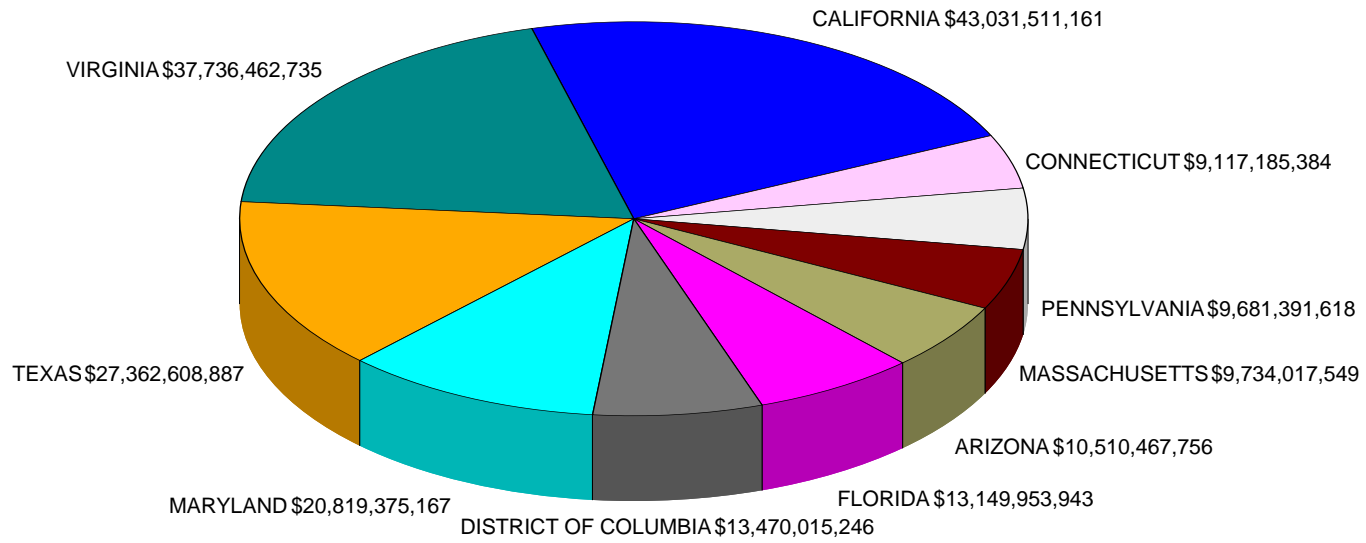
Federal Procurement Data System - Next Generation
TOP 10 STATES BY FEDERAL PROCUREMENT
Actions Reported Individually - Fiscal Year 2003



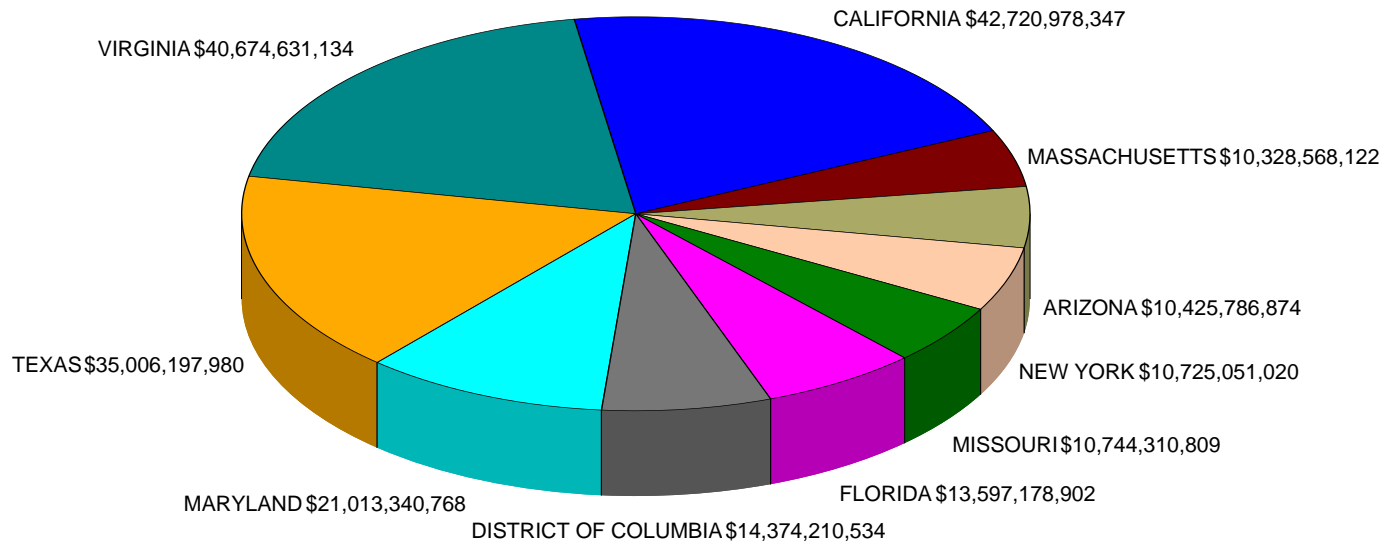
Federal Procurement Data System - Next Generation
TOP 10 STATES BY FEDERAL PROCUREMENT
Actions Reported Individually - Fiscal Year 2004



Federal Procurement Data System - Next Generation
TOP 10 STATES BY FEDERAL PROCUREMENT
Actions Reported Individually - Fiscal Year 2005



Federal Procurement Data System - Next Generation
TOP 10 STATES BY FEDERAL PROCUREMENT
Actions Reported Individually - Fiscal Year 2006



Federal Procurement Data System

FEDERAL PROCUREMENT DOLLARS BY STATE

Actions Reported individually - Fiscal Year 2006 Through Fourth Quarter

ALABAMA

Population: 4,447,100

Total Actions: 52,654

Per Capita Procurement: \$1,808.93

Total Dollars: \$8,044,489,978

Rank Per Capita: 11

Rank Per Capita - Last Year: 8

TOP FIVE COUNTIES					
NAME OF COUNTIES	CIVILIAN AGENCIES		DEPT OF DEFENSE		TOTAL
	SMALL DISADVANTAGED	OTHER	SMALL DISADVANTAGED	OTHER	
Limestone	\$20,598,557	\$102,837,270	\$499,765,171	\$4,097,918,587	\$4,721,119,586
Madison	\$36,062,915	\$555,309,313	\$53,741,133	\$158,370,183	\$803,483,544
Mobile	\$6,077,909	\$73,315,963	\$14,427,446	\$352,184,256	\$446,005,575
Montgomery	\$4,137,471	\$48,956,434	\$42,046,037	\$325,799,778	\$420,939,720
Coffee	\$0	\$4,361,767	\$28,157,542	\$326,063,320	\$358,582,629

TOP FIVE DEPARTMENTS WITH PLACE OF PERFORMANCE IN THIS STATE	TOTAL
DEPT OF DEFENSE (9700)	\$6,871,412,636
NATIONAL AERONAUTICS AND SPACE ADMINISTRATION (8000)	\$626,637,292
GENERAL SERVICES ADMINISTRATION (4700)	\$131,258,641
HOMELAND SECURITY, DEPARTMENT OF (7000)	\$115,150,223
VETERANS AFFAIRS, DEPARTMENT OF (3600)	\$83,867,078

TOP FIVE CONTRACTING OFFICES LOCATED IN THIS STATE	TOTAL
DEPARTMENT OF DEFENSE (HQ0006)	\$2,014,243,626
PR W0H9 US ARMY AVN & MISSLES CMD (W31P4Q)	\$1,115,675,904
MARSHALL SPACE FLIGHT CENTER (MSFC0)	\$606,419,445
XR W4T8 USA SMDC HUNTSVILLE (W9113M)	\$559,414,197
DEFENSE ENERGY SUPPORT CENTER (SP0600)	\$243,520,711

TYPE OF PRODUCT OR SERVICE	SMALL BUSINESS	OTHER THAN SMALL BUSINESS	STATE LOCAL & TRIBAL GOV'T	NON-PROFIT JWOD & OTHER	TOTAL
CONSTRUCTION	\$256,387,906	\$86,311,920	\$10,490	\$658,519	\$343,368,835
RESEARCH AND DEVELOPMENT	\$655,519,083	\$2,681,751,196	\$0	\$65,131,762	\$3,402,402,041
SERVICES	\$947,683,312	\$1,592,117,680	\$4,614,320	\$107,024,178	\$2,651,439,490
SUPPLIES & EQUIPMENT	\$476,073,949	\$1,164,550,798	\$1,000	\$5,386,433	\$1,646,012,180

ALASKA

Population: 626,932

Total Actions: 17,368

Per Capita Procurement: \$3,361.86

Total Dollars: \$2,107,657,476

Rank Per Capita: 4

Rank Per Capita - Last Year: 4

TOP FIVE COUNTIES					
NAME OF COUNTIES	CIVILIAN AGENCIES		DEPT OF DEFENSE		TOTAL
	SMALL DISADVANTAGED	OTHER	SMALL DISADVANTAGED	OTHER	
Anchorage	\$108,221,002	\$99,456,399	\$296,762,206	\$525,122,038	\$1,029,561,645
Fairbanks North Star	\$1,947,408	\$35,352,257	\$126,924,631	\$324,151,434	\$488,375,729
Valdez-Cordova	\$915,734	\$5,121,063	\$152,321,865	\$-7,200,558	\$151,158,103
Aleutians West	\$3,098,947	\$6,032,663	\$54,918,782	\$12,786,280	\$76,836,671
Yukon-Koyukuk	\$400,314	\$1,444,086	\$13,813,025	\$44,433,499	\$60,090,924

TOP FIVE DEPARTMENTS WITH PLACE OF PERFORMANCE IN THIS STATE	TOTAL
DEPT OF DEFENSE (9700)	\$1,678,215,352
INTERIOR, DEPARTMENT OF THE (1400)	\$93,670,267
HOMELAND SECURITY, DEPARTMENT OF (7000)	\$86,877,117
GENERAL SERVICES ADMINISTRATION (4700)	\$53,850,357
AGRICULTURE, DEPARTMENT OF (1200)	\$50,147,005

TOP FIVE CONTRACTING OFFICES LOCATED IN THIS STATE	TOTAL
XR W2SN ENDIST ALASKA (W911KB)	\$464,405,985
DEFENSE ENERGY SUPPORT CENTER (SP0600)	\$249,972,898
FA5000 3 CONS LGC (FA5000)	\$193,954,681
XR W6BX ACA FT RICHARDSON (W912CZ)	\$100,719,054
FA4428 HQ AMC DOKR (FA4428)	\$81,101,526

TYPE OF PRODUCT OR SERVICE	SMALL BUSINESS	OTHER THAN SMALL BUSINESS	STATE LOCAL & TRIBAL GOV'T	NON-PROFIT JWOD & OTHER	TOTAL
CONSTRUCTION	\$340,240,119	\$307,959,900	\$27,956	\$516,110	\$648,744,086
RESEARCH AND DEVELOPMENT	\$36,294,169	\$1,935,145	\$17,241,687	\$980,820	\$56,451,821
SERVICES	\$506,756,077	\$421,953,963	\$10,801,780	\$34,534,728	\$974,046,549
SUPPLIES & EQUIPMENT	\$348,255,151	\$63,283,591	\$39,379	\$536,601	\$412,114,722

ARIZONA

Population: 5,130,632

Total Actions: 69,946

Per Capita Procurement: \$2,032.07

Total Dollars: \$10,425,786,874

Rank Per Capita: 9

Rank Per Capita - Last Year: 7

TOP FIVE COUNTIES					
NAME OF COUNTIES	CIVILIAN AGENCIES		DEPT OF DEFENSE		TOTAL
	SMALL DISADVANTAGED	OTHER	SMALL DISADVANTAGED	OTHER	
Maricopa	\$26,179,679	\$361,564,903	\$38,004,416	\$5,305,736,438	\$5,731,485,436
Pima	\$18,356,261	\$167,521,914	\$57,127,246	\$3,294,039,830	\$3,537,045,252
Cochise	\$4,243,324	\$138,632,330	\$78,216,184	\$394,204,823	\$615,296,660
La Paz	\$3,445,610	\$4,450,085	\$10,879,075	\$98,329,586	\$117,104,356
Coconino	\$4,156,273	\$80,623,872	\$22,962,132	\$4,947,103	\$112,689,379

TOP FIVE DEPARTMENTS WITH PLACE OF PERFORMANCE IN THIS STATE	TOTAL
DEPT OF DEFENSE (9700)	\$9,416,012,657
INTERIOR, DEPARTMENT OF THE (1400)	\$302,549,209
HOMELAND SECURITY, DEPARTMENT OF (7000)	\$178,582,478
VETERANS AFFAIRS, DEPARTMENT OF (3600)	\$148,553,884
GENERAL SERVICES ADMINISTRATION (4700)	\$93,166,456

TOP FIVE CONTRACTING OFFICES LOCATED IN THIS STATE	TOTAL
TRICARE (H94002)	\$2,103,424,801
NAVAL SEA SYSTEMS COMMAND (N00024)	\$1,297,705,357
NAVAL AIR SYSTEMS COMMAND (N00019)	\$866,054,432
XR W0H9 US ARMY AVN & MISSLES CMD (W58RGZ)	\$794,094,555
DSCP DIR OF MEDICAL MATERIAL (SP0200)	\$668,706,082

TYPE OF PRODUCT OR SERVICE	SMALL BUSINESS	OTHER THAN SMALL BUSINESS	STATE LOCAL & TRIBAL GOV'T	NON-PROFIT JWOD & OTHER	TOTAL
CONSTRUCTION	\$229,603,894	\$122,594,509	\$3,036	\$901,554	\$353,102,993
RESEARCH AND DEVELOPMENT	\$77,916,929	\$809,756,570	\$0	\$9,688,899	\$897,362,398
SERVICES	\$381,857,913	\$3,108,569,669	\$4,438,804	\$40,336,302	\$3,535,202,688
SUPPLIES & EQUIPMENT	\$526,901,960	\$5,032,271,585	\$372,835	\$5,676,652	\$5,565,223,031

ARKANSAS

Population: 2,673,400

Total Actions: 39,647

Per Capita Procurement: \$455.87

Total Dollars: \$1,218,726,860

Rank Per Capita: 49

Rank Per Capita - Last Year: 49

TOP FIVE COUNTIES					
NAME OF COUNTIES	CIVILIAN AGENCIES		DEPT OF DEFENSE		TOTAL
	SMALL DISADVANTAGED	OTHER	SMALL DISADVANTAGED	OTHER	
Pulaski	\$14,186,896	\$140,150,850	\$18,771,341	\$189,715,399	\$362,824,486
Calhoun	\$0	\$0	\$10,282	\$200,900,587	\$200,910,869
Benton	\$80,785	\$15,104,074	\$7,389	\$144,476,143	\$159,668,391
Jefferson	\$183,512	\$5,640,286	\$4,789,196	\$140,409,849	\$151,022,843
Washington	\$3,987,953	\$28,326,430	\$9,978	\$7,814,230	\$40,138,591

TOP FIVE DEPARTMENTS WITH PLACE OF PERFORMANCE IN THIS STATE	TOTAL
DEPT OF DEFENSE (9700)	\$883,149,232
VETERANS AFFAIRS, DEPARTMENT OF (3600)	\$124,237,691
HEALTH AND HUMAN SERVICES, DEPARTMENT OF (7500)	\$54,435,782
AGRICULTURE, DEPARTMENT OF (1200)	\$43,525,079
GENERAL SERVICES ADMINISTRATION (4700)	\$32,613,835

TOP FIVE CONTRACTING OFFICES LOCATED IN THIS STATE	TOTAL
PR W0H9 US ARMY AVN & MISSLES CMD (W31P4Q)	\$181,985,327
DEFENSE COMMISSARY AGENCY (HDEC01)	\$152,572,883
SR W0K8 USA ROCK ISL ARSENAL (W52P1J)	\$116,295,925
FA4428 HQ AMC DOKR (FA4428)	\$89,068,263
XU W076 ENDIST LITTLE ROCK (W9127S)	\$77,564,919

TYPE OF PRODUCT OR SERVICE	SMALL BUSINESS	OTHER THAN SMALL BUSINESS	STATE LOCAL & TRIBAL GOV'T	NON-PROFIT JWOD & OTHER	TOTAL
CONSTRUCTION	\$115,705,522	\$14,301,234	\$2,324	\$0	\$130,009,081
RESEARCH AND DEVELOPMENT	\$8,186,877	\$34,642,304	\$0	\$4,984,091	\$47,813,272
SERVICES	\$120,874,357	\$328,927,362	\$4,665,249	\$24,902,071	\$479,369,039
SUPPLIES & EQUIPMENT	\$108,384,873	\$446,252,977	\$200,375	\$5,091,998	\$559,930,222

CALIFORNIA

Population: 33,871,648

Total Actions: 282,430

Per Capita Procurement: \$1,261.26

Total Dollars: \$42,720,978,347

Rank Per Capita: 20

Rank Per Capita - Last Year: 18

TOP FIVE COUNTIES					
NAME OF COUNTIES	CIVILIAN AGENCIES		DEPT OF DEFENSE		TOTAL
	SMALL DISADVANTAGED	OTHER	SMALL DISADVANTAGED	OTHER	
Los Angeles	\$72,037,030	\$3,441,041,661	\$132,995,455	\$10,611,845,312	\$14,257,919,458
San Diego	\$84,648,708	\$515,457,612	\$422,811,761	\$5,303,655,139	\$6,326,573,220
Santa Clara	\$58,295,282	\$950,588,128	\$79,628,816	\$4,842,041,410	\$5,930,553,637
Orange	\$45,311,145	\$363,539,943	\$42,890,764	\$2,710,057,191	\$3,161,799,043
Alameda	\$32,735,567	\$2,630,738,208	\$26,545,828	\$375,707,702	\$3,065,727,304

TOP FIVE DEPARTMENTS WITH PLACE OF PERFORMANCE IN THIS STATE	TOTAL
DEPT OF DEFENSE (9700)	\$32,049,245,776
NATIONAL AERONAUTICS AND SPACE ADMINISTRATION (8000)	\$3,084,029,288
ENERGY, DEPARTMENT OF (8900)	\$2,518,218,934
VETERANS AFFAIRS, DEPARTMENT OF (3600)	\$785,770,667
GENERAL SERVICES ADMINISTRATION (4700)	\$761,511,992

TOP FIVE CONTRACTING OFFICES LOCATED IN THIS STATE	TOTAL
FA8614 516 AESG PK (FA8614)	\$4,155,070,224
TRICARE (H94002)	\$2,110,226,481
NASA MANAGEMENT OFFICE (NMO00)	\$1,694,719,970
FA8808 HQ SMC MCSW PK (FA8808)	\$1,481,324,607
STRATEGIC SYSTEMS PROGRAMS (N00030)	\$1,092,394,798

TYPE OF PRODUCT OR SERVICE	SMALL BUSINESS	OTHER THAN SMALL BUSINESS	STATE LOCAL & TRIBAL GOV'T	NON-PROFIT JWOD & OTHER	TOTAL
CONSTRUCTION	\$1,003,538,199	\$729,434,084	\$1,847,630	\$5,003,275	\$1,739,823,188
RESEARCH AND DEVELOPMENT	\$921,169,063	\$7,540,112,016	\$88,661	\$1,579,652,405	\$10,041,022,145
SERVICES	\$2,377,873,827	\$7,676,886,639	\$32,303,485	\$2,200,682,868	\$12,287,746,820
SUPPLIES & EQUIPMENT	\$2,603,481,588	\$15,098,435,713	\$5,468,667	\$32,636,992	\$17,740,022,960

COLORADO

Population: 4,301,261

Total Actions: 52,909

Per Capita Procurement: \$1,663.22

Total Dollars: \$7,153,962,281

Rank Per Capita: 14

Rank Per Capita - Last Year: 14

TOP FIVE COUNTIES					
NAME OF COUNTIES	CIVILIAN AGENCIES		DEPT OF DEFENSE		TOTAL
	SMALL DISADVANTAGED	OTHER	SMALL DISADVANTAGED	OTHER	
El Paso	\$8,145,323	\$53,493,397	\$311,071,430	\$1,882,595,594	\$2,255,305,744
Arapahoe	\$8,842,044	\$1,095,885,471	\$23,826,322	\$721,542,473	\$1,850,096,309
Denver	\$82,157,340	\$345,096,726	\$18,050,720	\$490,578,214	\$935,883,000
Jefferson	\$39,984,235	\$870,034,764	\$2,891,038	\$21,872,911	\$934,782,948
Boulder	\$17,561,843	\$198,586,334	\$8,538,816	\$204,245,763	\$428,932,755

TOP FIVE DEPARTMENTS WITH PLACE OF PERFORMANCE IN THIS STATE	TOTAL
DEPT OF DEFENSE (9700)	\$4,113,822,392
ENERGY, DEPARTMENT OF (8900)	\$824,897,787
NATIONAL AERONAUTICS AND SPACE ADMINISTRATION (8000)	\$713,563,673
HOMELAND SECURITY, DEPARTMENT OF (7000)	\$455,294,644
INTERIOR, DEPARTMENT OF THE (1400)	\$291,099,123

TOP FIVE CONTRACTING OFFICES LOCATED IN THIS STATE	TOTAL
JOHNSON SPACE CENTER (JSC00)	\$615,314,209
FA8816 EELV PKH LOS ANGELES AFB (FA8816)	\$454,977,289
ROCKY FLATS OFFICE (EM CBC) (00034)	\$417,240,258
EMERGENCY PREPAREDNESS AND RESPONSE (ARFAF)	\$414,766,353
FA2517 21 CONS LGC (FA2517)	\$321,058,607

TYPE OF PRODUCT OR SERVICE	SMALL BUSINESS	OTHER THAN SMALL BUSINESS	STATE LOCAL & TRIBAL GOV'T	NON-PROFIT JWOD & OTHER	TOTAL
CONSTRUCTION	\$224,538,773	\$253,503,772	\$53,722	\$728,257	\$478,824,524
RESEARCH AND DEVELOPMENT	\$179,059,103	\$1,321,781,826	\$72,052	\$45,667,114	\$1,546,580,094
SERVICES	\$882,237,197	\$2,357,762,496	\$32,523,704	\$66,679,671	\$3,339,203,068
SUPPLIES & EQUIPMENT	\$339,691,955	\$1,325,143,698	\$918,904	\$9,311,879	\$1,675,066,436

CONNECTICUT

Population: 3,405,565

Total Actions: 47,681

Per Capita Procurement: \$2,413.14

Total Dollars: \$8,218,092,475

Rank Per Capita: 6

Rank Per Capita - Last Year: 6

TOP FIVE COUNTIES					
NAME OF COUNTIES	CIVILIAN AGENCIES		DEPT OF DEFENSE		TOTAL
	SMALL DISADVANTAGED	OTHER	SMALL DISADVANTAGED	OTHER	
Hartford	\$8,243,403	\$142,058,731	\$4,402,119	\$2,514,891,293	\$2,669,595,546
Fairfield	\$581,032	\$116,975,137	\$2,366,555	\$2,509,038,247	\$2,628,960,971
New London	\$2,295,627	\$32,134,568	\$18,045,037	\$2,430,524,191	\$2,482,999,422
New Haven	\$4,163,174	\$142,348,513	\$3,021,938	\$135,755,558	\$285,289,182
Middlesex	\$0	\$1,718,570	\$1,008,733	\$82,545,409	\$85,272,712

TOP FIVE DEPARTMENTS WITH PLACE OF PERFORMANCE IN THIS STATE	TOTAL
DEPT OF DEFENSE (9700)	\$7,760,667,178
NATIONAL AERONAUTICS AND SPACE ADMINISTRATION (8000)	\$144,201,007
HOMELAND SECURITY, DEPARTMENT OF (7000)	\$60,390,480
VETERANS AFFAIRS, DEPARTMENT OF (3600)	\$56,910,901
EDUCATION, DEPARTMENT OF (9100)	\$53,683,225

TOP FIVE CONTRACTING OFFICES LOCATED IN THIS STATE	TOTAL
NAVAL SEA SYSTEMS COMMAND (N00024)	\$1,967,138,638
XR W0H9 US ARMY AVN & MISSLES CMD (W58RGZ)	\$1,608,360,704
NAVAL AIR SYSTEMS COMMAND (N00019)	\$1,153,235,810
FA8626 PRSS PK (FA8626)	\$535,006,493
FA8104 448 CSW PK NON CFT (FA8104)	\$308,584,108

TYPE OF PRODUCT OR SERVICE	SMALL BUSINESS	OTHER THAN SMALL BUSINESS	STATE LOCAL & TRIBAL GOV'T	NON-PROFIT JWOD & OTHER	TOTAL
CONSTRUCTION	\$55,962,297	\$39,635,342	\$0	\$0	\$95,597,639
RESEARCH AND DEVELOPMENT	\$32,441,884	\$1,345,882,949	\$0	\$6,114,961	\$1,384,439,794
SERVICES	\$94,106,514	\$624,322,502	\$2,202,708	\$8,482,008	\$729,113,731
SUPPLIES & EQUIPMENT	\$466,914,263	\$5,538,118,126	\$0	\$1,905,463	\$6,006,937,851

DELAWARE

Population: 783,600

Total Actions: 8,499

Per Capita Procurement: \$260.91

Total Dollars: \$204,445,968

Rank Per Capita: 51

Rank Per Capita - Last Year: 51

TOP FIVE COUNTIES					
NAME OF COUNTIES	CIVILIAN AGENCIES		DEPT OF DEFENSE		TOTAL
	SMALL DISADVANTAGED	OTHER	SMALL DISADVANTAGED	OTHER	
New Castle	\$3,392,739	\$57,303,377	\$4,108,473	\$38,149,651	\$102,954,241
Kent	\$59,622	\$8,931,759	\$17,714,171	\$65,505,004	\$92,210,556
Sussex	\$89,500	\$3,690,087	\$362,017	\$5,136,866	\$9,278,470

TOP FIVE DEPARTMENTS WITH PLACE OF PERFORMANCE IN THIS STATE	TOTAL
DEPT OF DEFENSE (9700)	\$130,976,182
VETERANS AFFAIRS, DEPARTMENT OF (3600)	\$22,776,618
ENVIRONMENTAL PROTECTION AGENCY (6800)	\$16,189,025
GENERAL SERVICES ADMINISTRATION (4700)	\$9,197,465
AGRICULTURE, DEPARTMENT OF (1200)	\$6,601,907

TOP FIVE CONTRACTING OFFICES LOCATED IN THIS STATE	TOTAL
FA4497 436 CONS LGC (FA4497)	\$37,876,875
XU W2SD ENDIST PHILADELPHIA (W912BU)	\$19,310,444
US ENVIRONMENTAL PROTECTION AGENCY (WCO00)	\$15,474,374
DEPT OF VETERANS AFFAIRS (00460)	\$13,785,788
PR W4GG TACOM ROCK ISLAND (W52H09)	\$9,991,823

TYPE OF PRODUCT OR SERVICE	SMALL BUSINESS	OTHER THAN SMALL BUSINESS	STATE LOCAL & TRIBAL GOV'T	NON-PROFIT JWOD & OTHER	TOTAL
CONSTRUCTION	\$24,446,632	\$16,053,674	\$0	\$0	\$40,500,307
RESEARCH AND DEVELOPMENT	\$5,633,240	\$2,674,966	\$0	\$1,425,176	\$9,733,382
SERVICES	\$28,238,395	\$40,198,703	\$876,985	\$8,253,904	\$77,567,986
SUPPLIES & EQUIPMENT	\$29,735,409	\$46,158,929	\$-17,054	\$349,704	\$76,226,988

DISTRICT OF COLUMBIA

Population: 572,059

Total Actions: 90,979

Per Capita Procurement: \$25,127.15

Total Dollars: \$14,374,210,534

Rank Per Capita: 1

Rank Per Capita - Last Year: 1

TOP FIVE COUNTIES					
NAME OF COUNTIES	CIVILIAN AGENCIES		DEPT OF DEFENSE		TOTAL
	SMALL DISADVANTAGED	OTHER	SMALL DISADVANTAGED	OTHER	
District of Columbia	\$1,170,298,135	\$9,346,503,895	\$327,112,278	\$3,528,772,222	\$14,372,686,531

TOP FIVE DEPARTMENTS WITH PLACE OF PERFORMANCE IN THIS STATE	TOTAL
DEPT OF DEFENSE (9700)	\$3,855,886,376
HOMELAND SECURITY, DEPARTMENT OF (7000)	\$2,556,117,887
GENERAL SERVICES ADMINISTRATION (4700)	\$1,798,525,231
JUSTICE, DEPARTMENT OF (1500)	\$1,078,863,373
TREASURY, DEPARTMENT OF THE (2000)	\$703,411,324

TOP FIVE CONTRACTING OFFICES LOCATED IN THIS STATE	TOTAL
NAVAL SEA SYSTEMS COMMAND (N00024)	\$834,657,099
DEPT OF JUST (POS01)	\$730,674,699
EMERGENCY PREPAREDNESS AND RESPONSE (ARFAF)	\$666,532,678
XR W2TZ DEF CONTRACTING CMD WA (W74V8H)	\$607,760,746
OFFICE OF PROCUREMENT OPERATIONS (SC001)	\$585,737,063

TYPE OF PRODUCT OR SERVICE	SMALL BUSINESS	OTHER THAN SMALL BUSINESS	STATE LOCAL & TRIBAL GOV'T	NON-PROFIT JWOD & OTHER	TOTAL
CONSTRUCTION	\$184,969,860	\$335,169,778	\$582,972	\$3,690,163	\$524,412,773
RESEARCH AND DEVELOPMENT	\$235,032,611	\$265,521,918	\$10,956	\$148,046,512	\$648,611,996
SERVICES	\$3,191,784,521	\$6,875,560,285	\$127,849,280	\$532,943,799	\$10,728,137,885
SUPPLIES & EQUIPMENT	\$888,336,025	\$1,535,002,767	\$402,440	\$24,465,592	\$2,448,206,823

FLORIDA

Population: 15,982,378

Total Actions: 153,218

Per Capita Procurement: \$850.76

Total Dollars: \$13,597,178,902

Rank Per Capita: 29

Rank Per Capita - Last Year: 30

TOP FIVE COUNTIES					
NAME OF COUNTIES	CIVILIAN AGENCIES		DEPT OF DEFENSE		TOTAL
	SMALL DISADVANTAGED	OTHER	SMALL DISADVANTAGED	OTHER	
Orange	\$12,347,954	\$134,688,562	\$176,681,250	\$2,608,670,094	\$2,932,387,860
Brevard	\$47,084,578	\$1,092,377,942	\$78,017,265	\$1,550,833,430	\$2,768,313,214
Pinellas	\$5,242,180	\$209,832,871	\$51,558,499	\$1,036,051,178	\$1,302,684,728
Hillsborough	\$42,796,604	\$201,489,929	\$137,356,567	\$898,056,629	\$1,279,699,729
Okaloosa	\$8,249,955	\$21,480,499	\$93,144,324	\$807,241,050	\$930,115,828

TOP FIVE DEPARTMENTS WITH PLACE OF PERFORMANCE IN THIS STATE	TOTAL
DEPT OF DEFENSE (9700)	\$10,765,771,503
NATIONAL AERONAUTICS AND SPACE ADMINISTRATION (8000)	\$1,077,495,715
VETERANS AFFAIRS, DEPARTMENT OF (3600)	\$438,115,160
HOMELAND SECURITY, DEPARTMENT OF (7000)	\$392,491,786
GENERAL SERVICES ADMINISTRATION (4700)	\$336,261,434

TOP FIVE CONTRACTING OFFICES LOCATED IN THIS STATE	TOTAL
KENNEDY SPACE CENTER (KSC00)	\$1,044,699,884
XR W0H9 US ARMY AVN & MISSLES CMD (W58RGZ)	\$812,433,357
NAVAL AIR WARFARE CENTER (N61339)	\$750,139,862
SR W0K8 USA ROCK ISL ARSENAL (W52P1J)	\$494,428,025
PR W2DF RDECOM ACQUISITION CENTER (W91CRB)	\$485,987,891

TYPE OF PRODUCT OR SERVICE	SMALL BUSINESS	OTHER THAN SMALL BUSINESS	STATE LOCAL & TRIBAL GOV'T	NON-PROFIT JWOD & OTHER	TOTAL
CONSTRUCTION	\$591,197,280	\$647,982,294	\$5,284	\$176,389	\$1,239,361,247
RESEARCH AND DEVELOPMENT	\$277,931,796	\$679,358,674	\$87,598	\$59,311,758	\$1,016,689,826
SERVICES	\$1,307,711,247	\$3,860,525,750	\$16,692,270	\$95,486,956	\$5,280,416,222
SUPPLIES & EQUIPMENT	\$1,759,238,164	\$4,155,334,178	\$1,668,636	\$40,450,729	\$5,956,691,707

GEORGIA

Population: 8,186,453

Total Actions: 121,748

Per Capita Procurement: \$1,186.22

Total Dollars: \$9,710,964,574

Rank Per Capita: 24

Rank Per Capita - Last Year: 24

TOP FIVE COUNTIES					
NAME OF COUNTIES	CIVILIAN AGENCIES		DEPT OF DEFENSE		TOTAL
	SMALL DISADVANTAGED	OTHER	SMALL DISADVANTAGED	OTHER	
DeKalb	\$205,739,717	\$2,706,756,184	\$7,114,317	\$489,070,980	\$3,408,681,197
Cobb	\$1,126,106	\$368,839,801	\$7,664,210	\$1,621,864,712	\$1,999,494,829
Gwinnett	\$2,748,913	\$70,534,659	\$17,381,498	\$481,417,540	\$572,082,610
Houston	\$2,312,556	\$24,556,423	\$120,802,708	\$364,523,929	\$512,195,615
Fulton	\$24,519,605	\$65,313,353	\$50,584,866	\$274,202,956	\$414,620,781

TOP FIVE DEPARTMENTS WITH PLACE OF PERFORMANCE IN THIS STATE	TOTAL
DEPT OF DEFENSE (9700)	\$5,523,476,432
HEALTH AND HUMAN SERVICES, DEPARTMENT OF (7500)	\$2,516,477,924
GENERAL SERVICES ADMINISTRATION (4700)	\$483,432,891
HOMELAND SECURITY, DEPARTMENT OF (7000)	\$296,235,121
VETERANS AFFAIRS, DEPARTMENT OF (3600)	\$181,936,028

TOP FIVE CONTRACTING OFFICES LOCATED IN THIS STATE	TOTAL
DEPT OF HHS/CENTERS FOR DISEASE CONTROL (00200)	\$2,185,806,566
FA8625 516 AESW PK (FA8625)	\$1,315,332,638
XU W074 ENDIST SAVANNAH (W912HN)	\$404,747,140
XR W4GV USA HQ COMM ELECT CMD (W15P7T)	\$361,909,116
XR W6BB ACA SOUTHERN REGION (W911SE)	\$312,051,574

TYPE OF PRODUCT OR SERVICE	SMALL BUSINESS	OTHER THAN SMALL BUSINESS	STATE LOCAL & TRIBAL GOV'T	NON-PROFIT JWOD & OTHER	TOTAL
CONSTRUCTION	\$507,478,239	\$296,061,133	\$9,694,576	\$231,235	\$813,465,182
RESEARCH AND DEVELOPMENT	\$148,317,390	\$38,920,476	\$1,436,739	\$54,853,720	\$243,528,325
SERVICES	\$1,151,581,897	\$2,490,093,172	\$10,880,189	\$190,604,986	\$3,843,160,245
SUPPLIES & EQUIPMENT	\$967,810,596	\$3,749,352,492	\$346,441	\$67,036,764	\$4,784,546,292

HAWAII

Population: 1,211,537

Total Actions: 27,306

Per Capita Procurement: \$1,741.66

Total Dollars: \$2,110,086,319

Rank Per Capita: 12

Rank Per Capita - Last Year: 9

TOP FIVE COUNTIES					
NAME OF COUNTIES	CIVILIAN AGENCIES		DEPT OF DEFENSE		TOTAL
	SMALL DISADVANTAGED	OTHER	SMALL DISADVANTAGED	OTHER	
Honolulu	\$64,943,081	\$99,742,912	\$406,321,247	\$1,330,793,026	\$1,901,800,266
Hawaii	\$7,027,520	\$65,118,209	\$-4,848,030	\$12,008,939	\$79,306,639
Kauai	\$754,600	\$975,407	\$6,500,583	\$70,345,789	\$78,576,380
Maui	\$2,763,834	\$8,536,534	\$2,442,047	\$36,617,123	\$50,359,538
Kalawao	\$0	\$40,186	\$0	\$0	\$40,186

TOP FIVE DEPARTMENTS WITH PLACE OF PERFORMANCE IN THIS STATE	TOTAL
DEPT OF DEFENSE (9700)	\$1,860,180,725
TRANSPORTATION, DEPARTMENT OF (6900)	\$60,553,634
INTERIOR, DEPARTMENT OF THE (1400)	\$41,604,780
GENERAL SERVICES ADMINISTRATION (4700)	\$32,923,711
HOMELAND SECURITY, DEPARTMENT OF (7000)	\$25,596,307

TOP FIVE CONTRACTING OFFICES LOCATED IN THIS STATE	TOTAL
DEFENSE ENERGY SUPPORT CENTER (SP0600)	\$300,583,259
FA5215 15 CONS LGC (FA5215)	\$215,291,914
XU W2SN ENDIST HONOLULU (W9128A)	\$185,711,628
NAVFAC ENGINEERING COMMAND HAWAII (N62478)	\$159,808,294
Ft Shafter (W912CN)	\$143,191,436

TYPE OF PRODUCT OR SERVICE	SMALL BUSINESS	OTHER THAN SMALL BUSINESS	STATE LOCAL & TRIBAL GOV'T	NON-PROFIT JWOD & OTHER	TOTAL
CONSTRUCTION	\$188,842,189	\$339,595,999	\$5,752	\$475,794	\$528,919,734
RESEARCH AND DEVELOPMENT	\$69,461,712	\$3,029,095	\$25,120	\$44,982,173	\$117,498,100
SERVICES	\$453,388,255	\$305,247,358	\$4,310,074	\$29,072,746	\$792,018,433
SUPPLIES & EQUIPMENT	\$212,925,808	\$401,786,618	\$-30,995	\$1,532,951	\$616,214,383

IDAHO

Population: 1,293,953

Total Actions: 11,718

Per Capita Procurement: \$1,186.69

Total Dollars: \$1,535,518,782

Rank Per Capita: 23

Rank Per Capita - Last Year: 20

TOP FIVE COUNTIES					
NAME OF COUNTIES	CIVILIAN AGENCIES		DEPT OF DEFENSE		TOTAL
	SMALL DISADVANTAGED	OTHER	SMALL DISADVANTAGED	OTHER	
Bonneville	\$4,946,234	\$1,060,769,437	\$727,660	\$7,457,255	\$1,073,900,585
Kootenai	\$280,203	\$124,391,332	\$260,750	\$1,252,772	\$126,185,057
Elmore	\$14,362	\$1,288,393	\$14,494,414	\$87,564,080	\$103,361,249
Ada	\$2,781,919	\$66,304,169	\$4,787,302	\$12,049,779	\$85,923,169
Canyon	\$337,709	\$18,414,208	\$94,515	\$11,983,590	\$30,830,021

TOP FIVE DEPARTMENTS WITH PLACE OF PERFORMANCE IN THIS STATE	TOTAL
ENERGY, DEPARTMENT OF (8900)	\$1,058,888,815
DEPT OF DEFENSE (9700)	\$165,652,028
TREASURY, DEPARTMENT OF THE (2000)	\$121,090,266
INTERIOR, DEPARTMENT OF THE (1400)	\$63,716,950
AGRICULTURE, DEPARTMENT OF (1200)	\$58,089,648

TOP FIVE CONTRACTING OFFICES LOCATED IN THIS STATE	TOTAL
IDAHO OPERATIONS OFFICE (00007)	\$1,056,364,735
DEPT OF TREAS/U.S. MINT (MT001)	\$120,404,662
XU W071 ENDIST SEATTLE (W912DW)	\$68,955,785
FA4897 366 CONS LGCP (FA4897)	\$32,328,906
NBC AVIATION MANAGEMENT (00080)	\$26,347,022

TYPE OF PRODUCT OR SERVICE	SMALL BUSINESS	OTHER THAN SMALL BUSINESS	STATE LOCAL & TRIBAL GOV'T	NON-PROFIT JWOD & OTHER	TOTAL
CONSTRUCTION	\$41,994,561	\$57,229,197	\$2,906,827	\$15,000	\$102,145,584
RESEARCH AND DEVELOPMENT	\$7,758,101	\$393,275	\$0	\$107,659	\$8,259,036
SERVICES	\$83,919,705	\$305,711,145	\$2,636,717	\$790,432,992	\$1,182,700,558
SUPPLIES & EQUIPMENT	\$184,118,906	\$55,198,192	\$45,850	\$897,758	\$240,260,705

ILLINOIS

Population: 12,419,293

Total Actions: 105,871

Per Capita Procurement: \$489.26

Total Dollars: \$6,076,319,297

Rank Per Capita: 47

Rank Per Capita - Last Year: 44

TOP FIVE COUNTIES					
NAME OF COUNTIES	CIVILIAN AGENCIES		DEPT OF DEFENSE		TOTAL
	SMALL DISADVANTAGED	OTHER	SMALL DISADVANTAGED	OTHER	
Cook	\$48,928,496	\$1,648,886,940	\$14,032,648	\$1,278,886,941	\$2,990,735,026
DuPage	\$8,189,540	\$568,702,135	\$6,360,839	\$174,747,104	\$757,999,618
Lake	\$13,052,520	\$103,076,546	\$40,322,363	\$391,953,780	\$548,405,209
St. Clair	\$2,261,361	\$19,173,437	\$52,128,361	\$385,906,864	\$459,470,023
Madison	\$4,796	\$175,857,861	\$5,831,357	\$36,080,296	\$217,774,310

TOP FIVE DEPARTMENTS WITH PLACE OF PERFORMANCE IN THIS STATE	TOTAL
DEPT OF DEFENSE (9700)	\$3,280,715,054
VETERANS AFFAIRS, DEPARTMENT OF (3600)	\$910,958,308
ENERGY, DEPARTMENT OF (8900)	\$853,020,702
TREASURY, DEPARTMENT OF THE (2000)	\$198,228,784
GENERAL SERVICES ADMINISTRATION (4700)	\$192,895,525

TOP FIVE CONTRACTING OFFICES LOCATED IN THIS STATE	TOTAL
CHICAGO SERVICE CENTER (OFFICE OF SCIENCE) (00002)	\$833,872,926
VA CMOP HINES (00765)	\$614,120,735
DEFENSE COMMISSARY AGENCY (HDEC01)	\$234,699,981
SR W4GG HQ US ARMY TACOM (W56HZV)	\$220,735,487
DEFENSE SUPPLY CENTER PHILADELPHIA (SP0500)	\$197,345,764

TYPE OF PRODUCT OR SERVICE	SMALL BUSINESS	OTHER THAN SMALL BUSINESS	STATE LOCAL & TRIBAL GOV'T	NON-PROFIT JWOD & OTHER	TOTAL
CONSTRUCTION	\$175,996,847	\$264,885,880	\$19,406	\$3,591,848	\$444,493,981
RESEARCH AND DEVELOPMENT	\$40,219,902	\$162,456,500	\$13,336	\$49,855,042	\$252,544,780
SERVICES	\$385,931,909	\$883,942,152	\$22,033,248	\$891,282,938	\$2,183,190,248
SUPPLIES & EQUIPMENT	\$760,933,260	\$2,394,141,357	\$651,783	\$9,554,729	\$3,165,281,129

INDIANA

Population: 6,080,485

Total Actions: 38,735

Per Capita Procurement: \$826.31

Total Dollars: \$5,024,386,070

Rank Per Capita: 32

Rank Per Capita - Last Year: 27

TOP FIVE COUNTIES					
NAME OF COUNTIES	CIVILIAN AGENCIES		DEPT OF DEFENSE		TOTAL
	SMALL DISADVANTAGED	OTHER	SMALL DISADVANTAGED	OTHER	
St. Joseph	\$66,384	\$11,197,816	\$18,349,126	\$1,989,741,481	\$2,019,354,807
Allen	\$416,164	\$101,002,518	\$6,411,113	\$1,053,791,469	\$1,161,621,264
Marion	\$7,002,340	\$169,882,487	\$8,945,733	\$686,809,514	\$872,640,075
Vermillion	\$0	\$2,585	\$0	\$142,339,597	\$142,342,182
Vanderburgh	\$24,582	\$5,843,490	\$18,420	\$99,528,052	\$105,414,543

TOP FIVE DEPARTMENTS WITH PLACE OF PERFORMANCE IN THIS STATE	TOTAL
DEPT OF DEFENSE (9700)	\$4,562,471,774
NATIONAL AERONAUTICS AND SPACE ADMINISTRATION (8000)	\$106,087,530
VETERANS AFFAIRS, DEPARTMENT OF (3600)	\$84,846,186
GENERAL SERVICES ADMINISTRATION (4700)	\$55,813,252
HOMELAND SECURITY, DEPARTMENT OF (7000)	\$51,010,193

TOP FIVE CONTRACTING OFFICES LOCATED IN THIS STATE	TOTAL
SR W4GG HQ US ARMY TACOM (W56HZV)	\$1,935,044,698
XR W4GV USA HQ COMM ELECT CMD (W15P7T)	\$948,806,635
CRANE DIVISION NAVAL SURFACE (N00164)	\$203,782,567
NAVAL AIR SYSTEMS COMMAND (N00019)	\$151,213,641
SR W0K8 USA ROCK ISL ARSENAL (W52P1J)	\$121,312,980

TYPE OF PRODUCT OR SERVICE	SMALL BUSINESS	OTHER THAN SMALL BUSINESS	STATE LOCAL & TRIBAL GOV'T	NON-PROFIT JWOD & OTHER	TOTAL
CONSTRUCTION	\$62,046,476	\$48,566,124	\$0	\$-1,777	\$110,610,823
RESEARCH AND DEVELOPMENT	\$29,215,030	\$289,003,593	\$0	\$4,290,571	\$322,509,195
SERVICES	\$93,925,906	\$733,010,250	\$1,060,902	\$23,198,974	\$851,196,033
SUPPLIES & EQUIPMENT	\$250,646,283	\$3,456,341,352	\$431,470	\$5,536,526	\$3,712,955,632

IOWA

Population: 2,926,324

Total Actions: 9,645

Per Capita Procurement: \$610.69

Total Dollars: \$1,787,064,273

Rank Per Capita: 36

Rank Per Capita - Last Year: 45

TOP FIVE COUNTIES					
NAME OF COUNTIES	CIVILIAN AGENCIES		DEPT OF DEFENSE		TOTAL
	SMALL DISADVANTAGED	OTHER	SMALL DISADVANTAGED	OTHER	
Linn	\$716,308	\$219,106,139	\$119,872	\$656,299,827	\$876,242,146
Johnson	\$2,063,690	\$250,365,477	\$0	\$3,506,034	\$255,935,201
Story	\$860,388	\$246,570,987	\$38,181	\$5,492,072	\$252,961,628
Polk	\$2,687,003	\$30,920,279	\$1,724,993	\$60,136,939	\$95,469,214
Des Moines	\$0	\$20,090	\$100,633	\$73,732,141	\$73,852,864

TOP FIVE DEPARTMENTS WITH PLACE OF PERFORMANCE IN THIS STATE	TOTAL
DEPT OF DEFENSE (9700)	\$947,602,540
AGRICULTURE, DEPARTMENT OF (1200)	\$240,746,666
TREASURY, DEPARTMENT OF THE (2000)	\$204,253,843
HEALTH AND HUMAN SERVICES, DEPARTMENT OF (7500)	\$171,865,536
EDUCATION, DEPARTMENT OF (9100)	\$85,381,402

TOP FIVE CONTRACTING OFFICES LOCATED IN THIS STATE	TOTAL
USDA ARS FD 3K15 (3K15)	\$208,840,755
DEPT OF TREAS/U.S. MINT (MT001)	\$204,107,020
DEPT OF HHS/CMS (00500)	\$154,815,288
FA8807 HQ SMC GPSW PK (FA8807)	\$149,909,084
CONTRACTS AND ACQUISITIONS MANAGEMENT (ELCPO)	\$85,381,402

TYPE OF PRODUCT OR SERVICE	SMALL BUSINESS	OTHER THAN SMALL BUSINESS	STATE LOCAL & TRIBAL GOV'T	NON-PROFIT JWOD & OTHER	TOTAL
CONSTRUCTION	\$45,882,306	\$69,975,512	\$30,087	\$0	\$115,887,905
RESEARCH AND DEVELOPMENT	\$12,860,458	\$76,211,800	\$18,574	\$8,250,304	\$97,341,136
SERVICES	\$37,084,391	\$540,051,961	\$790,549	\$68,436,191	\$646,363,092
SUPPLIES & EQUIPMENT	\$59,378,902	\$854,728,603	\$292,103	\$831,044	\$915,230,651

KANSAS

Population: 2,688,418

Total Actions: 44,037

Per Capita Procurement: \$950.77

Total Dollars: \$2,556,067,823

Rank Per Capita: 27

Rank Per Capita - Last Year: 25

TOP FIVE COUNTIES					
NAME OF COUNTIES	CIVILIAN AGENCIES		DEPT OF DEFENSE		TOTAL
	SMALL DISADVANTAGED	OTHER	SMALL DISADVANTAGED	OTHER	
Sedgwick	\$4,642,904	\$23,049,035	\$19,638,053	\$932,471,919	\$979,801,911
Leavenworth	\$10,676,939	\$592,157,855	\$11,597,267	\$228,670,983	\$843,103,044
Geary	\$0	\$948,329	\$66,296,159	\$144,617,881	\$211,862,368
Johnson	\$1,285,219	\$111,200,841	\$6,709,562	\$63,176,845	\$182,372,467
Riley	\$10,549	\$94,461	\$48,531,267	\$46,561,916	\$95,198,193

TOP FIVE DEPARTMENTS WITH PLACE OF PERFORMANCE IN THIS STATE	TOTAL
DEPT OF DEFENSE (9700)	\$1,693,553,467
VETERANS AFFAIRS, DEPARTMENT OF (3600)	\$596,177,004
AGRICULTURE, DEPARTMENT OF (1200)	\$123,072,688
GENERAL SERVICES ADMINISTRATION (4700)	\$51,115,508
JUSTICE, DEPARTMENT OF (1500)	\$28,199,224

TOP FIVE CONTRACTING OFFICES LOCATED IN THIS STATE	TOTAL
VA CMOP LEAVENWORTH (00760)	\$511,280,187
FA8617 337 AESG PK (FA8617)	\$404,794,470
XU W071 ENDIST KANSAS CITY (W912DQ)	\$241,142,961
FA8106 327 CLSG PK (FA8106)	\$188,240,788
XR W6BA ACA FT RILEY (W911RX)	\$117,397,523

TYPE OF PRODUCT OR SERVICE	SMALL BUSINESS	OTHER THAN SMALL BUSINESS	STATE LOCAL & TRIBAL GOV'T	NON-PROFIT JWOD & OTHER	TOTAL
CONSTRUCTION	\$154,144,341	\$146,294,833	\$544,053	\$0	\$300,983,226
RESEARCH AND DEVELOPMENT	\$8,795,324	\$68,806,703	\$60	\$1,313,868	\$78,915,955
SERVICES	\$149,816,296	\$409,267,907	\$5,482,722	\$13,477,839	\$578,044,764
SUPPLIES & EQUIPMENT	\$145,215,871	\$1,303,062,206	\$20,774	\$34,864,022	\$1,483,162,872

KENTUCKY

Population: 4,041,769

Total Actions: 49,674

Per Capita Procurement: \$1,471.17

Total Dollars: \$5,946,131,837

Rank Per Capita: 16

Rank Per Capita - Last Year: 21

TOP FIVE COUNTIES					
NAME OF COUNTIES	CIVILIAN AGENCIES		DEPT OF DEFENSE		TOTAL
	SMALL DISADVANTAGED	OTHER	SMALL DISADVANTAGED	OTHER	
Jefferson	\$7,676,134	\$93,928,111	\$6,501,657	\$3,583,823,622	\$3,691,929,524
Fayette	\$2,621,490	\$75,182,475	\$6,780,873	\$563,599,469	\$648,184,307
Christian	\$5,044,730	\$3,941,388	\$67,460,794	\$399,567,578	\$476,014,491
Bullitt	\$1,580,835	\$69,442,599	\$80,930,735	\$316,873,387	\$468,827,556
McCracken	\$375,155	\$81,496,426	\$0	\$78,953,648	\$160,825,229

TOP FIVE DEPARTMENTS WITH PLACE OF PERFORMANCE IN THIS STATE	TOTAL
DEPT OF DEFENSE (9700)	\$5,388,868,694
GENERAL SERVICES ADMINISTRATION (4700)	\$147,227,606
VETERANS AFFAIRS, DEPARTMENT OF (3600)	\$85,320,968
ENERGY, DEPARTMENT OF (8900)	\$80,549,504
HOMELAND SECURITY, DEPARTMENT OF (7000)	\$65,244,856

TOP FIVE CONTRACTING OFFICES LOCATED IN THIS STATE	TOTAL
TRICARE (H94002)	\$2,629,459,199
NAVAL SEA SYSTEMS COMMAND (N00024)	\$464,153,352
USSOCOM REGIONAL CONTRACTING OFFICE (H92222)	\$336,368,975
XU W072 ENDIST LOUISVILLE (W912QR)	\$308,720,149
FA4428 HQ AMC DOKR (FA4428)	\$221,906,727

TYPE OF PRODUCT OR SERVICE	SMALL BUSINESS	OTHER THAN SMALL BUSINESS	STATE LOCAL & TRIBAL GOV'T	NON-PROFIT JWOD & OTHER	TOTAL
CONSTRUCTION	\$234,636,672	\$236,029,278	\$3,118,508	\$570,252	\$474,354,710
RESEARCH AND DEVELOPMENT	\$12,264,193	\$6,690,016	\$29,610	\$13,320,507	\$32,304,326
SERVICES	\$285,657,138	\$3,736,072,839	\$6,928,273	\$27,149,151	\$4,055,807,401
SUPPLIES & EQUIPMENT	\$273,124,478	\$1,084,900,917	\$68,734	\$13,803,630	\$1,371,897,758

LOUISIANA

Population: 4,468,976

Total Actions: 44,890

Per Capita Procurement: \$2,104.56

Total Dollars: \$9,405,230,285

Rank Per Capita: 8

Rank Per Capita - Last Year: 23

TOP FIVE COUNTIES					
NAME OF COUNTIES	CIVILIAN AGENCIES		DEPT OF DEFENSE		TOTAL
	SMALL DISADVANTAGED	OTHER	SMALL DISADVANTAGED	OTHER	
Orleans	\$91,109,130	\$1,232,484,582	\$114,024,996	\$2,537,649,194	\$3,975,267,902
East Baton Rouge	\$99,317,277	\$1,930,945,235	\$34,264,303	\$216,936,575	\$2,281,463,390
Jefferson	\$107,070,472	\$225,059,811	\$8,516,493	\$195,363,412	\$536,010,188
Calcasieu	\$2,661,482	\$68,484,674	\$2,196,457	\$393,683,013	\$467,025,626
Bossier	\$2,734,331	\$93,492,822	\$21,016,148	\$195,147,390	\$312,390,691

TOP FIVE DEPARTMENTS WITH PLACE OF PERFORMANCE IN THIS STATE	TOTAL
DEPT OF DEFENSE (9700)	\$5,014,844,991
HOMELAND SECURITY, DEPARTMENT OF (7000)	\$3,142,355,609
NATIONAL AERONAUTICS AND SPACE ADMINISTRATION (8000)	\$368,172,671
GENERAL SERVICES ADMINISTRATION (4700)	\$189,726,370
ENERGY, DEPARTMENT OF (8900)	\$160,305,218

TOP FIVE CONTRACTING OFFICES LOCATED IN THIS STATE	TOTAL
XU W07V ENDIST N ORLEANS (W912P8)	\$3,017,415,983
EMERGENCY PREPAREDNESS AND RESPONSE (ARFAF)	\$1,946,174,453
DEFENSE ENERGY SUPPORT CENTER (SP0600)	\$592,697,505
EMERGENCY PREPAREDNESS AND RESPONSE (ARFAR)	\$462,030,897
EMERGENCY PREPAREDNESS AND RESPONSE (ARFA6)	\$404,960,919

TYPE OF PRODUCT OR SERVICE	SMALL BUSINESS	OTHER THAN SMALL BUSINESS	STATE LOCAL & TRIBAL GOV'T	NON-PROFIT JWOD & OTHER	TOTAL
CONSTRUCTION	\$856,726,231	\$2,418,084,151	\$1,425,412	\$685,231	\$3,276,921,025
RESEARCH AND DEVELOPMENT	\$121,955,814	\$70,104,843	\$7,590	\$4,717,022	\$196,785,269
SERVICES	\$768,295,841	\$2,854,482,225	\$97,299,410	\$46,276,610	\$3,766,354,086
SUPPLIES & EQUIPMENT	\$1,204,349,772	\$935,265,729	\$329,987	\$16,851,222	\$2,156,796,710

MAINE

Population: 1,274,923

Total Actions: 5,739

Per Capita Procurement: \$899.08

Total Dollars: \$1,146,256,769

Rank Per Capita: 28

Rank Per Capita - Last Year: 12

TOP FIVE COUNTIES					
NAME OF COUNTIES	CIVILIAN AGENCIES		DEPT OF DEFENSE		TOTAL
	SMALL DISADVANTAGED	OTHER	SMALL DISADVANTAGED	OTHER	
Sagadahoc	\$0	\$43,483	\$21,895	\$546,038,821	\$546,104,200
Cumberland	\$297,454	\$12,993,830	\$1,577,610	\$187,685,988	\$202,554,882
York	\$161,083	\$2,122,865	\$12,671,355	\$153,040,001	\$167,995,304
Waldo	\$0	\$233,748	\$35,131,184	\$34,711,785	\$70,076,717
Hancock	\$190,701	\$22,300,404	\$2,997,700	\$18,590,473	\$44,079,278

TOP FIVE DEPARTMENTS WITH PLACE OF PERFORMANCE IN THIS STATE	TOTAL
DEPT OF DEFENSE (9700)	\$1,058,285,051
VETERANS AFFAIRS, DEPARTMENT OF (3600)	\$18,610,431
AGRICULTURE, DEPARTMENT OF (1200)	\$13,818,121
GENERAL SERVICES ADMINISTRATION (4700)	\$13,779,946
LABOR, DEPARTMENT OF (1600)	\$13,019,526

TOP FIVE CONTRACTING OFFICES LOCATED IN THIS STATE	TOTAL
NAVAL SEA SYSTEMS COMMAND (N00024)	\$425,251,801
TRICARE (H94002)	\$160,004,725
SUPERVISOR OF SHIPBUILDING (N62786)	\$119,365,996
DEFENSE ENERGY SUPPORT CENTER (SP0600)	\$63,754,611
XR W4GG TACOM PICATINNY (W15QKN)	\$47,342,833

TYPE OF PRODUCT OR SERVICE	SMALL BUSINESS	OTHER THAN SMALL BUSINESS	STATE LOCAL & TRIBAL GOV'T	NON-PROFIT JWOD & OTHER	TOTAL
CONSTRUCTION	\$41,857,795	\$21,733,690	\$0	\$982,684	\$64,574,169
RESEARCH AND DEVELOPMENT	\$17,460,038	\$287,897,388	\$1,972	\$1,375,014	\$306,734,412
SERVICES	\$39,251,326	\$230,861,247	\$235,242	\$7,031,984	\$277,379,798
SUPPLIES & EQUIPMENT	\$127,759,018	\$336,886,351	\$4,800	\$28,014,431	\$492,664,600

MARYLAND

Population: 5,296,486

Total Actions: 187,965

Per Capita Procurement: \$3,967.41

Total Dollars: \$21,013,340,768

Rank Per Capita: 3

Rank Per Capita - Last Year: 3

TOP FIVE COUNTIES					
NAME OF COUNTIES	CIVILIAN AGENCIES		DEPT OF DEFENSE		TOTAL
	SMALL DISADVANTAGED	OTHER	SMALL DISADVANTAGED	OTHER	
Montgomery	\$585,479,159	\$4,430,089,822	\$169,668,080	\$2,037,352,271	\$7,222,589,331
Prince George's	\$527,083,650	\$2,506,118,890	\$189,286,438	\$1,151,892,389	\$4,374,381,367
Anne Arundel	\$31,962,686	\$144,279,860	\$97,657,754	\$1,631,313,572	\$1,905,213,873
Baltimore (city)	\$83,116,940	\$911,096,292	\$7,645,155	\$593,247,553	\$1,595,105,940
Frederick	\$17,613,059	\$994,180,107	\$51,350,637	\$522,832,624	\$1,585,976,427

TOP FIVE DEPARTMENTS WITH PLACE OF PERFORMANCE IN THIS STATE	TOTAL
DEPT OF DEFENSE (9700)	\$10,197,293,813
HEALTH AND HUMAN SERVICES, DEPARTMENT OF (7500)	\$3,802,265,664
NATIONAL AERONAUTICS AND SPACE ADMINISTRATION (8000)	\$1,349,855,729
HOMELAND SECURITY, DEPARTMENT OF (7000)	\$1,043,688,499
TREASURY, DEPARTMENT OF THE (2000)	\$809,359,015

TOP FIVE CONTRACTING OFFICES LOCATED IN THIS STATE	TOTAL
XR W4GV USA HQ COMM ELECT CMD (W15P7T)	\$1,339,220,277
GODDARD SPACE FLIGHT CENTER (GSFC0)	\$1,092,646,423
NAVAL AIR WARFARE CENTER AIR DIV (N00421)	\$1,029,475,883
DEPT OF TREAS/INTERNAL REVENUE SERVICE (RS001)	\$642,582,306
NAVAL SEA SYSTEMS COMMAND (N00024)	\$640,573,412

TYPE OF PRODUCT OR SERVICE	SMALL BUSINESS	OTHER THAN SMALL BUSINESS	STATE LOCAL & TRIBAL GOV'T	NON-PROFIT JWOD & OTHER	TOTAL
CONSTRUCTION	\$336,339,442	\$626,115,921	\$1,494,768	\$2,573,870	\$966,524,002
RESEARCH AND DEVELOPMENT	\$808,282,786	\$1,017,586,767	\$314,408	\$672,598,630	\$2,498,782,591
SERVICES	\$3,720,483,455	\$8,466,548,098	\$14,487,870	\$431,077,856	\$12,632,597,278
SUPPLIES & EQUIPMENT	\$1,332,062,414	\$3,326,409,689	\$5,998,801	\$36,713,110	\$4,701,184,013

MASSACHUSETTS

Population: 6,349,097

Total Actions: 109,576

Per Capita Procurement: \$1,626.78

Total Dollars: \$10,328,568,122

Rank Per Capita: 15

Rank Per Capita - Last Year: 10

TOP FIVE COUNTIES					
NAME OF COUNTIES	CIVILIAN AGENCIES		DEPT OF DEFENSE		TOTAL
	SMALL DISADVANTAGED	OTHER	SMALL DISADVANTAGED	OTHER	
Middlesex	\$27,412,569	\$668,695,879	\$81,945,513	\$4,570,902,159	\$5,348,956,120
Essex	\$2,030,798	\$42,536,237	\$488,396	\$1,711,695,526	\$1,756,750,956
Norfolk	\$1,110,704	\$21,277,336	\$5,603,959	\$858,874,434	\$886,866,433
Bristol	\$917,402	\$55,596,337	\$6,267,659	\$751,187,560	\$813,968,959
Suffolk	\$17,426,042	\$335,648,814	\$4,974,635	\$404,212,437	\$762,261,928

TOP FIVE DEPARTMENTS WITH PLACE OF PERFORMANCE IN THIS STATE	TOTAL
DEPT OF DEFENSE (9700)	\$9,001,398,949
VETERANS AFFAIRS, DEPARTMENT OF (3600)	\$282,485,634
GENERAL SERVICES ADMINISTRATION (4700)	\$259,017,778
HEALTH AND HUMAN SERVICES, DEPARTMENT OF (7500)	\$122,924,638
HOMELAND SECURITY, DEPARTMENT OF (7000)	\$117,623,192

TOP FIVE CONTRACTING OFFICES LOCATED IN THIS STATE	TOTAL
NAVAL SEA SYSTEMS COMMAND (N00024)	\$1,365,749,147
PR W0H9 US ARMY AVN & MISSLES CMD (W31P4Q)	\$673,139,685
XR W4GV USA HQ COMM ELECT CMD (W15P7T)	\$631,350,547
FA8721 ESC ESC XPK (FA8721)	\$539,114,317
NAVAL AIR SYSTEMS COMMAND (N00019)	\$517,012,954

TYPE OF PRODUCT OR SERVICE	SMALL BUSINESS	OTHER THAN SMALL BUSINESS	STATE LOCAL & TRIBAL GOV'T	NON-PROFIT JWOD & OTHER	TOTAL
CONSTRUCTION	\$104,496,946	\$203,105,503	\$7,155	\$4,244,678	\$311,854,282
RESEARCH AND DEVELOPMENT	\$400,520,971	\$1,792,903,843	\$1,003,632	\$726,967,159	\$2,921,395,605
SERVICES	\$415,228,363	\$1,929,185,071	\$8,671,001	\$70,426,974	\$2,423,511,410
SUPPLIES & EQUIPMENT	\$704,544,224	\$3,740,376,525	\$34,700	\$205,115,405	\$4,650,070,854

MICHIGAN

Population: 9,938,444

Total Actions: 94,486

Per Capita Procurement: \$533.00

Total Dollars: \$5,297,230,526

Rank Per Capita: 44

Rank Per Capita - Last Year: 42

TOP FIVE COUNTIES					
NAME OF COUNTIES	CIVILIAN AGENCIES		DEPT OF DEFENSE		TOTAL
	SMALL DISADVANTAGED	OTHER	SMALL DISADVANTAGED	OTHER	
Macomb	\$935,701	\$46,620,126	\$15,862,655	\$2,602,754,760	\$2,666,173,243
Wayne	\$19,101,082	\$809,688,150	\$8,306,120	\$75,303,850	\$912,399,203
Eaton	\$362,250	\$127,203,529	\$913,507	\$118,506,563	\$246,985,849
Oakland	\$281,102	\$40,954,682	\$3,225,897	\$153,642,756	\$198,104,438
Wexford	\$25,331	\$1,228,609	\$0	\$165,798,732	\$167,052,671

TOP FIVE DEPARTMENTS WITH PLACE OF PERFORMANCE IN THIS STATE	TOTAL
DEPT OF DEFENSE (9700)	\$3,899,589,857
GENERAL SERVICES ADMINISTRATION (4700)	\$833,887,363
HEALTH AND HUMAN SERVICES, DEPARTMENT OF (7500)	\$153,953,375
VETERANS AFFAIRS, DEPARTMENT OF (3600)	\$134,541,437
AGRICULTURE, DEPARTMENT OF (1200)	\$58,474,878

TOP FIVE CONTRACTING OFFICES LOCATED IN THIS STATE	TOTAL
SR W4GG HQ US ARMY TACOM (W56HZV)	\$2,548,685,818
GSA/FSS AUTOMOTIVE CENTER (BX000)	\$676,316,271
COMMANDER (M67854)	\$152,896,600
DEPT OF HHS/OFF ASST SEC MGT AND BUDGET (00100)	\$120,000,000
FA8519 642 CBSSS GBZO PKBA (FA8519)	\$104,492,485

TYPE OF PRODUCT OR SERVICE	SMALL BUSINESS	OTHER THAN SMALL BUSINESS	STATE LOCAL & TRIBAL GOV'T	NON-PROFIT JWOD & OTHER	TOTAL
CONSTRUCTION	\$73,286,318	\$17,115,702	\$0	\$700	\$90,402,720
RESEARCH AND DEVELOPMENT	\$80,033,073	\$399,517,761	\$2,450	\$46,939,794	\$526,493,078
SERVICES	\$143,826,800	\$505,972,573	\$5,061,809	\$32,570,427	\$687,431,609
SUPPLIES & EQUIPMENT	\$688,977,824	\$3,190,127,983	\$502,121	\$107,696,122	\$3,987,304,049

MINNESOTA

Population: 4,919,479

Total Actions: 35,574

Per Capita Procurement: \$472.12

Total Dollars: \$2,322,594,329

Rank Per Capita: 48

Rank Per Capita - Last Year: 43

TOP FIVE COUNTIES					
NAME OF COUNTIES	CIVILIAN AGENCIES		DEPT OF DEFENSE		TOTAL
	SMALL DISADVANTAGED	OTHER	SMALL DISADVANTAGED	OTHER	
Hennepin	\$13,402,813	\$394,898,944	\$7,819,951	\$876,567,851	\$1,292,689,560
Dakota	\$88,916	\$10,244,259	\$1,429,432	\$302,246,319	\$314,008,925
Ramsey	\$419,401	\$149,510,726	\$4,286,148	\$37,614,667	\$191,830,942
St. Louis	\$2,863,940	\$19,004,486	\$1,557,198	\$81,468,693	\$104,894,317
Anoka	\$0	\$6,421,116	\$0	\$80,397,864	\$86,818,980

TOP FIVE DEPARTMENTS WITH PLACE OF PERFORMANCE IN THIS STATE	TOTAL
DEPT OF DEFENSE (9700)	\$1,534,058,480
AGRICULTURE, DEPARTMENT OF (1200)	\$304,110,612
VETERANS AFFAIRS, DEPARTMENT OF (3600)	\$188,130,805
GENERAL SERVICES ADMINISTRATION (4700)	\$97,386,593
HEALTH AND HUMAN SERVICES, DEPARTMENT OF (7500)	\$56,102,440

TOP FIVE CONTRACTING OFFICES LOCATED IN THIS STATE	TOTAL
DEFENSE COMMISSARY AGENCY (HDEC01)	\$344,663,729
SPACE AND NAVAL WARFARE SYSTEMS (N00039)	\$204,414,994
NAVAL SEA SYSTEMS COMMAND (N00024)	\$171,511,375
XR W4GG TACOM PICATINNY (W15QKN)	\$134,112,445
SR W0K8 USA ROCK ISL ARSENAL (W52P1J)	\$118,886,372

TYPE OF PRODUCT OR SERVICE	SMALL BUSINESS	OTHER THAN SMALL BUSINESS	STATE LOCAL & TRIBAL GOV'T	NON-PROFIT JWOD & OTHER	TOTAL
CONSTRUCTION	\$42,751,200	\$54,536,151	\$72,014	\$1,500	\$97,360,865
RESEARCH AND DEVELOPMENT	\$31,508,041	\$118,436,932	\$3,036,522	\$24,858,427	\$177,839,922
SERVICES	\$94,099,542	\$170,204,257	\$6,429,599	\$45,551,712	\$316,285,109
SUPPLIES & EQUIPMENT	\$205,240,022	\$1,518,366,280	\$20,863	\$3,098,469	\$1,726,725,634

MISSISSIPPI

Population: 2,844,658

Total Actions: 28,112

Per Capita Procurement: \$2,406.19

Total Dollars: \$6,844,784,317

Rank Per Capita: 7

Rank Per Capita - Last Year: 13

TOP FIVE COUNTIES					
NAME OF COUNTIES	CIVILIAN AGENCIES		DEPT OF DEFENSE		TOTAL
	SMALL DISADVANTAGED	OTHER	SMALL DISADVANTAGED	OTHER	
Jackson	\$5,785,884	\$76,837,291	\$-84,981	\$3,391,109,605	\$3,473,647,799
Harrison	\$31,757,002	\$140,235,894	\$79,655,690	\$763,943,550	\$1,015,592,137
Hancock	\$42,762,780	\$277,125,930	\$4,961,872	\$272,155,256	\$597,005,838
Madison	\$237,498	\$189,033,693	\$980,869	\$325,455,311	\$515,707,371
Hinds	\$47,467,977	\$150,404,241	\$3,820,047	\$33,004,327	\$234,696,592

TOP FIVE DEPARTMENTS WITH PLACE OF PERFORMANCE IN THIS STATE	TOTAL
DEPT OF DEFENSE (9700)	\$5,569,231,462
HOMELAND SECURITY, DEPARTMENT OF (7000)	\$483,664,314
GENERAL SERVICES ADMINISTRATION (4700)	\$251,735,350
NATIONAL AERONAUTICS AND SPACE ADMINISTRATION (8000)	\$237,388,634
VETERANS AFFAIRS, DEPARTMENT OF (3600)	\$103,843,003

TOP FIVE CONTRACTING OFFICES LOCATED IN THIS STATE	TOTAL
NAVAL SEA SYSTEMS COMMAND (N00024)	\$3,197,318,213
XU W07V ENDIST VICKSBURG (W912EE)	\$598,133,590
FA8903 311 HSW PKV (FA8903)	\$317,984,184
NAVY FACILITIES ENGINEERING COMMAND (N62467)	\$254,586,731
SUPSHIP GULF COAST (N69316)	\$230,721,933

TYPE OF PRODUCT OR SERVICE	SMALL BUSINESS	OTHER THAN SMALL BUSINESS	STATE LOCAL & TRIBAL GOV'T	NON-PROFIT JWOD & OTHER	TOTAL
CONSTRUCTION	\$385,933,418	\$646,314,829	\$0	\$50,905	\$1,032,299,152
RESEARCH AND DEVELOPMENT	\$20,944,376	\$434,360,125	\$120	\$38,479,317	\$493,783,938
SERVICES	\$326,002,669	\$1,128,008,401	\$4,043,579	\$25,354,958	\$1,483,409,607
SUPPLIES & EQUIPMENT	\$299,926,071	\$3,360,531,740	\$2,693,362	\$10,180,110	\$3,673,331,283

MISSOURI

Population: 5,595,211

Total Actions: 104,079

Per Capita Procurement: \$1,920.27

Total Dollars: \$10,744,310,809

Rank Per Capita: 10

Rank Per Capita - Last Year: 11

TOP FIVE COUNTIES					
NAME OF COUNTIES	CIVILIAN AGENCIES		DEPT OF DEFENSE		TOTAL
	SMALL DISADVANTAGED	OTHER	SMALL DISADVANTAGED	OTHER	
St. Louis (city)	\$10,944,822	\$189,789,469	\$39,152,896	\$7,169,883,507	\$7,409,770,695
Cass	\$29,635,121	\$754,293,866	\$6,177,754	\$268,347,275	\$1,058,454,016
St. Louis	\$7,316,745	\$136,753,554	\$19,912,795	\$610,880,073	\$774,863,167
Clay	\$3,597,113	\$39,002,571	\$74,453	\$461,401,158	\$504,075,295
St. Charles	\$849,389	\$15,272,853	\$4,865,205	\$259,470,555	\$280,458,002

TOP FIVE DEPARTMENTS WITH PLACE OF PERFORMANCE IN THIS STATE	TOTAL
DEPT OF DEFENSE (9700)	\$9,429,930,001
ENERGY, DEPARTMENT OF (8900)	\$478,130,163
AGRICULTURE, DEPARTMENT OF (1200)	\$252,984,686
GENERAL SERVICES ADMINISTRATION (4700)	\$195,202,505
VETERANS AFFAIRS, DEPARTMENT OF (3600)	\$103,963,336

TOP FIVE CONTRACTING OFFICES LOCATED IN THIS STATE	TOTAL
SR W4GG HQ US ARMY TACOM (W56HZV)	\$2,849,969,903
NAVAL AIR SYSTEMS COMMAND (N00019)	\$2,672,102,014
NAVAL INVENTORY CONTROL POINT (N00383)	\$516,233,366
KANSAS CITY SITE OFFICE (00033)	\$461,607,895
SR W0K8 USA ROCK ISL ARSENAL (W52P1J)	\$443,986,518

TYPE OF PRODUCT OR SERVICE	SMALL BUSINESS	OTHER THAN SMALL BUSINESS	STATE LOCAL & TRIBAL GOV'T	NON-PROFIT JWOD & OTHER	TOTAL
CONSTRUCTION	\$126,168,461	\$100,600,914	\$5,741,089	\$154,885	\$232,665,349
RESEARCH AND DEVELOPMENT	\$18,428,275	\$3,343,009,864	\$0	\$31,199,237	\$3,392,637,375
SERVICES	\$297,785,613	\$1,409,502,331	\$4,755,550	\$30,531,952	\$1,742,575,445
SUPPLIES & EQUIPMENT	\$489,868,312	\$4,853,732,405	\$11,413	\$23,174,563	\$5,366,786,694

MONTANA

Population: 902,195

Total Actions: 17,416

Per Capita Procurement: \$550.14

Total Dollars: \$496,331,567

Rank Per Capita: 42

Rank Per Capita - Last Year: 39

TOP FIVE COUNTIES					
NAME OF COUNTIES	CIVILIAN AGENCIES		DEPT OF DEFENSE		TOTAL
	SMALL DISADVANTAGED	OTHER	SMALL DISADVANTAGED	OTHER	
Cascade	\$2,889,644	\$8,051,041	\$7,980,743	\$134,569,025	\$153,490,453
Missoula	\$3,436,201	\$21,736,240	\$2,429,339	\$9,855,095	\$37,456,875
Lake	\$3,939,999	\$6,941,095	\$21,259,703	\$5,114,142	\$37,254,939
Yellowstone	\$5,384,644	\$20,838,862	\$59,319	\$5,238,038	\$31,520,863
Lewis and Clark	\$2,218,394	\$21,188,996	\$311,129	\$2,821,262	\$26,539,781

TOP FIVE DEPARTMENTS WITH PLACE OF PERFORMANCE IN THIS STATE	TOTAL
DEPT OF DEFENSE (9700)	\$247,920,803
INTERIOR, DEPARTMENT OF THE (1400)	\$58,094,327
AGRICULTURE, DEPARTMENT OF (1200)	\$53,564,016
HEALTH AND HUMAN SERVICES, DEPARTMENT OF (7500)	\$41,432,630
TRANSPORTATION, DEPARTMENT OF (6900)	\$27,422,583

TOP FIVE CONTRACTING OFFICES LOCATED IN THIS STATE	TOTAL
XU W071 ENDIST SEATTLE (W912DW)	\$86,818,686
FA4626 341 CONS LGC (FA4626)	\$30,171,699
FA8505 330 FSG LFKA (FA8505)	\$21,175,978
DEFENSE ENERGY SUPPORT CENTER (SP0600)	\$20,100,255
DEPT OF TRANS/RESEAR AND INNOV TECH ADMIN (00057)	\$16,671,647

TYPE OF PRODUCT OR SERVICE	SMALL BUSINESS	OTHER THAN SMALL BUSINESS	STATE LOCAL & TRIBAL GOV'T	NON-PROFIT JWOD & OTHER	TOTAL
CONSTRUCTION	\$75,971,558	\$76,615,181	\$45,604	\$102,300	\$152,734,643
RESEARCH AND DEVELOPMENT	\$31,649,037	\$874,691	\$69,447	\$7,218,591	\$39,811,766
SERVICES	\$118,565,001	\$42,376,160	\$7,360,006	\$8,354,298	\$176,655,465
SUPPLIES & EQUIPMENT	\$84,385,057	\$17,081,065	\$57,328	\$1,146,538	\$102,669,988

NEBRASKA

Population: 1,711,263

Total Actions: 31,235

Per Capita Procurement: \$531.81

Total Dollars: \$910,070,878

Rank Per Capita: 45

Rank Per Capita - Last Year: 48

TOP FIVE COUNTIES					
NAME OF COUNTIES	CIVILIAN AGENCIES		DEPT OF DEFENSE		TOTAL
	SMALL DISADVANTAGED	OTHER	SMALL DISADVANTAGED	OTHER	
Sarpy	\$185,029	\$2,665,802	\$28,579,553	\$394,109,588	\$425,539,972
Douglas	\$10,063,137	\$75,051,693	\$3,186,668	\$235,709,220	\$324,010,718
Lancaster	\$153,487	\$22,599,425	\$808,878	\$15,414,529	\$38,976,319
Saline	\$0	\$34,774,745	\$0	\$13	\$34,774,758
Madison	\$1,818,868	\$314,713	\$11,681,723	\$599,683	\$14,414,986

TOP FIVE DEPARTMENTS WITH PLACE OF PERFORMANCE IN THIS STATE	TOTAL
DEPT OF DEFENSE (9700)	\$720,506,410
AGRICULTURE, DEPARTMENT OF (1200)	\$58,193,176
VETERANS AFFAIRS, DEPARTMENT OF (3600)	\$50,481,313
GENERAL SERVICES ADMINISTRATION (4700)	\$40,607,005
INTERIOR, DEPARTMENT OF THE (1400)	\$9,925,524

TOP FIVE CONTRACTING OFFICES LOCATED IN THIS STATE	TOTAL
FA4600 55 CONS LGC (FA4600)	\$287,917,752
DEFENSE COMMISSARY AGENCY (HDEC01)	\$196,459,601
XU W071 ENDIST OMAHA (W9128F)	\$83,336,632
AGRIC STABILIZ AND CONS SVC (EODV)	\$39,519,665
FA8722 ESC 850 ELSG PK (FA8722)	\$37,669,668

TYPE OF PRODUCT OR SERVICE	SMALL BUSINESS	OTHER THAN SMALL BUSINESS	STATE LOCAL & TRIBAL GOV'T	NON-PROFIT JWOD & OTHER	TOTAL
CONSTRUCTION	\$60,435,974	\$75,117,153	\$0	\$24,500	\$135,577,627
RESEARCH AND DEVELOPMENT	\$2,639,836	\$21,051,009	\$5,186	\$773,025	\$24,469,056
SERVICES	\$65,223,068	\$285,242,212	\$3,012,381	\$14,605,940	\$368,083,601
SUPPLIES & EQUIPMENT	\$94,262,909	\$268,758,018	\$13,201	\$7,212,560	\$370,246,688

NEVADA

Population: 1,998,257

Total Actions: 13,758

Per Capita Procurement: \$1,110.85

Total Dollars: \$2,219,761,584

Rank Per Capita: 25

Rank Per Capita - Last Year: 26

TOP FIVE COUNTIES					
NAME OF COUNTIES	CIVILIAN AGENCIES		DEPT OF DEFENSE		TOTAL
	SMALL DISADVANTAGED	OTHER	SMALL DISADVANTAGED	OTHER	
Clark	\$78,899,908	\$1,222,667,143	\$75,704,111	\$287,818,990	\$1,665,090,152
Washoe	\$7,414,429	\$59,114,919	\$2,294,927	\$182,304,375	\$251,128,651
Churchill	\$36,055	\$2,840,312	\$30,321,047	\$123,816,534	\$157,013,948
Mineral	\$511,160	\$118,057	\$874,130	\$58,825,028	\$60,328,375
Elko	\$618,016	\$19,284,850	\$71,082	\$226,848	\$20,200,795

TOP FIVE DEPARTMENTS WITH PLACE OF PERFORMANCE IN THIS STATE	TOTAL
ENERGY, DEPARTMENT OF (8900)	\$1,081,672,158
DEPT OF DEFENSE (9700)	\$795,826,603
VETERANS AFFAIRS, DEPARTMENT OF (3600)	\$96,302,828
INTERIOR, DEPARTMENT OF THE (1400)	\$78,596,565
HOMELAND SECURITY, DEPARTMENT OF (7000)	\$43,024,201

TOP FIVE CONTRACTING OFFICES LOCATED IN THIS STATE	TOTAL
NEVADA SITE OFFICE (00058)	\$727,407,958
OFFICE OF CIVILIAN RADIOACTIVE WASTE MGMT (00028)	\$319,234,943
FA4861 99 CONS LGC (FA4861)	\$95,449,565
NAVAL AIR WARFARE CENTER (N61339)	\$83,270,549
NAVAL AIR SYSTEMS COMMAND (N00019)	\$71,624,348

TYPE OF PRODUCT OR SERVICE	SMALL BUSINESS	OTHER THAN SMALL BUSINESS	STATE LOCAL & TRIBAL GOV'T	NON-PROFIT JWOD & OTHER	TOTAL
CONSTRUCTION	\$132,262,138	\$458,436,387	\$26,821	\$17,735	\$590,743,082
RESEARCH AND DEVELOPMENT	\$41,096,950	\$10,944,968	\$0	\$10,552,676	\$62,594,594
SERVICES	\$208,888,560	\$1,083,521,977	\$3,461,272	\$22,326,500	\$1,318,198,309
SUPPLIES & EQUIPMENT	\$185,957,603	\$60,504,514	\$32,322	\$1,015,465	\$247,509,905

NEW HAMPSHIRE

Population: 1,235,786

Total Actions: 12,123

Per Capita Procurement: \$1,083.49

Total Dollars: \$1,338,965,923

Rank Per Capita: 26

Rank Per Capita - Last Year: 28

TOP FIVE COUNTIES					
NAME OF COUNTIES	CIVILIAN AGENCIES		DEPT OF DEFENSE		TOTAL
	SMALL DISADVANTAGED	OTHER	SMALL DISADVANTAGED	OTHER	
Hillsborough	\$1,316,955	\$52,173,523	\$1,062,416	\$889,127,039	\$943,679,933
Rockingham	\$2,054,024	\$63,828,929	\$9,347,621	\$168,418,847	\$243,649,420
Grafton	\$214,151	\$14,290,846	\$466,263	\$56,894,736	\$71,865,996
Merrimack	\$38,395	\$18,982,384	\$353,087	\$27,661,749	\$47,035,615
Belknap	\$5,768	\$2,358,132	\$0	\$13,384,246	\$15,748,145

TOP FIVE DEPARTMENTS WITH PLACE OF PERFORMANCE IN THIS STATE	TOTAL
DEPT OF DEFENSE (9700)	\$1,178,323,069
STATE, DEPARTMENT OF (1900)	\$35,595,719
HOUSING AND URBAN DEVELOPMENT, DEPARTMENT OF (8600)	\$23,969,093
GENERAL SERVICES ADMINISTRATION (4700)	\$21,988,360
NATIONAL AERONAUTICS AND SPACE ADMINISTRATION (8000)	\$12,181,150

TOP FIVE CONTRACTING OFFICES LOCATED IN THIS STATE	TOTAL
XR W4GV USA HQ COMM ELECT CMD (W15P7T)	\$464,238,935
NAVAL SEA SYSTEMS COMMAND (N00024)	\$80,031,186
FA8620 303 AESW PK (FA8620)	\$72,992,925
COMMANDER (M67854)	\$55,398,821
PR W2DF RDECOM ACQUISITION CENTER (W91CRB)	\$54,379,032

TYPE OF PRODUCT OR SERVICE	SMALL BUSINESS	OTHER THAN SMALL BUSINESS	STATE LOCAL & TRIBAL GOV'T	NON-PROFIT JWOD & OTHER	TOTAL
CONSTRUCTION	\$12,699,567	\$2,785,579	\$0	\$0	\$15,485,146
RESEARCH AND DEVELOPMENT	\$62,905,469	\$99,669,039	\$3,149	\$2,858,864	\$165,436,520
SERVICES	\$33,336,149	\$152,208,034	\$316,424	\$2,153,886	\$188,014,493
SUPPLIES & EQUIPMENT	\$115,621,553	\$853,182,494	\$6,000	\$209,202	\$969,019,249

NEW JERSEY

Population: 8,414,350

Total Actions: 89,842

Per Capita Procurement: \$842.66

Total Dollars: \$7,090,447,465

Rank Per Capita: 30

Rank Per Capita - Last Year: 29

TOP FIVE COUNTIES					
NAME OF COUNTIES	CIVILIAN AGENCIES		DEPT OF DEFENSE		TOTAL
	SMALL DISADVANTAGED	OTHER	SMALL DISADVANTAGED	OTHER	
Monmouth	\$4,971,809	\$61,665,312	\$83,327,988	\$1,886,083,490	\$2,036,048,599
Burlington	\$2,316,802	\$47,066,218	\$79,508,640	\$1,180,453,956	\$1,309,345,616
Bergen	\$994,423	\$67,927,220	\$513,720	\$573,947,080	\$643,382,442
Passaic	\$305,870	\$7,518,320	\$3,832,995	\$422,010,454	\$433,667,639
Middlesex	\$7,969,136	\$198,827,117	\$1,446,865	\$216,924,795	\$425,167,912

TOP FIVE DEPARTMENTS WITH PLACE OF PERFORMANCE IN THIS STATE	TOTAL
DEPT OF DEFENSE (9700)	\$6,170,129,440
GENERAL SERVICES ADMINISTRATION (4700)	\$202,867,621
HOMELAND SECURITY, DEPARTMENT OF (7000)	\$131,938,453
ENVIRONMENTAL PROTECTION AGENCY (6800)	\$90,829,385
ENERGY, DEPARTMENT OF (8900)	\$82,865,113

TOP FIVE CONTRACTING OFFICES LOCATED IN THIS STATE	TOTAL
XR W4GV USA HQ COMM ELECT CMD (W15P7T)	\$1,673,507,291
NAVAL SEA SYSTEMS COMMAND (N00024)	\$759,570,818
DEFENSE COMMISSARY AGENCY (HDEC01)	\$425,980,481
DEFENSE SUPPLY CENTER PHILADELPHIA (SP0500)	\$383,920,728
PR W4PQ MSDDC FIELD OPERATING ACT (W81GYE)	\$215,389,699

TYPE OF PRODUCT OR SERVICE	SMALL BUSINESS	OTHER THAN SMALL BUSINESS	STATE LOCAL & TRIBAL GOV'T	NON-PROFIT JWOD & OTHER	TOTAL
CONSTRUCTION	\$214,174,009	\$98,652,181	\$0	\$1,143,231	\$313,969,421
RESEARCH AND DEVELOPMENT	\$84,794,921	\$990,118,312	\$885,039	\$122,735,951	\$1,198,534,223
SERVICES	\$687,529,691	\$2,226,627,381	\$6,755,819	\$27,034,186	\$2,947,947,077
SUPPLIES & EQUIPMENT	\$958,100,044	\$1,595,657,448	\$804,901	\$4,342,154	\$2,558,904,547

NEW MEXICO

Population: 1,819,046

Total Actions: 26,119

Per Capita Procurement: \$3,293.52

Total Dollars: \$5,991,072,386

Rank Per Capita: 5

Rank Per Capita - Last Year: 5

TOP FIVE COUNTIES					
NAME OF COUNTIES	CIVILIAN AGENCIES		DEPT OF DEFENSE		TOTAL
	SMALL DISADVANTAGED	OTHER	SMALL DISADVANTAGED	OTHER	
Bernalillo	\$90,300,084	\$2,332,703,545	\$144,581,904	\$463,951,756	\$3,031,537,290
Los Alamos	\$6,731,494	\$1,937,362,963	\$2,300,206	\$4,575,979	\$1,950,970,642
Dona Ana	\$3,833,492	\$130,037,643	\$88,545,454	\$175,854,757	\$398,271,346
Eddy	\$28,444,465	\$164,253,248	\$3,891	\$2,203,322	\$194,904,925
Otero	\$5,861,410	\$2,562,026	\$35,987,406	\$64,475,497	\$108,886,339

TOP FIVE DEPARTMENTS WITH PLACE OF PERFORMANCE IN THIS STATE	TOTAL
ENERGY, DEPARTMENT OF (8900)	\$4,308,672,595
DEPT OF DEFENSE (9700)	\$1,059,454,048
GENERAL SERVICES ADMINISTRATION (4700)	\$135,687,478
INTERIOR, DEPARTMENT OF THE (1400)	\$133,122,211
HEALTH AND HUMAN SERVICES, DEPARTMENT OF (7500)	\$115,297,325

TOP FIVE CONTRACTING OFFICES LOCATED IN THIS STATE	TOTAL
NATIONAL NUCLEAR SECURITY ADMN SVC CENTER (00052)	\$1,648,487,284
LOS ALAMOS SITE OFFICE (00032)	\$1,350,666,154
ALBUQUERQUE OPERATIONS OFFICE (00004)	\$1,156,562,880
XR W6BB ACA WHITE SANDS MISSILE (W9124Q)	\$190,512,981
CARLSBAD FIELD OFFICE (00029)	\$145,671,616

TYPE OF PRODUCT OR SERVICE	SMALL BUSINESS	OTHER THAN SMALL BUSINESS	STATE LOCAL & TRIBAL GOV'T	NON-PROFIT JWOD & OTHER	TOTAL
CONSTRUCTION	\$168,057,108	\$140,676,382	\$0	\$1,825,040	\$310,558,530
RESEARCH AND DEVELOPMENT	\$130,238,696	\$144,184,372	\$2,719	\$63,239,722	\$337,665,510
SERVICES	\$372,861,494	\$4,565,677,389	\$15,645,588	\$57,419,589	\$5,011,604,060
SUPPLIES & EQUIPMENT	\$125,286,979	\$199,323,772	\$315,844	\$1,202,948	\$326,129,543

NEW YORK

Population: 18,976,457

Total Actions: 138,734

Per Capita Procurement: \$565.18

Total Dollars: \$10,725,051,020

Rank Per Capita: 39

Rank Per Capita - Last Year: 47

TOP FIVE COUNTIES					
NAME OF COUNTIES	CIVILIAN AGENCIES		DEPT OF DEFENSE		TOTAL
	SMALL DISADVANTAGED	OTHER	SMALL DISADVANTAGED	OTHER	
Bronx	\$39,120,850	\$690,910,225	\$18,160,135	\$574,170,311	\$1,322,361,521
Tioga	\$0	\$21,690,635	\$0	\$1,276,004,662	\$1,297,695,297
Monroe	\$1,688,325	\$68,187,571	\$3,478,031	\$1,109,512,279	\$1,182,866,206
Nassau	\$4,578,361	\$47,704,674	\$5,911,049	\$1,105,515,952	\$1,163,710,036
Suffolk	\$9,517,702	\$489,286,349	\$25,139,060	\$621,583,149	\$1,145,526,261

TOP FIVE DEPARTMENTS WITH PLACE OF PERFORMANCE IN THIS STATE	TOTAL
DEPT OF DEFENSE (9700)	\$8,092,637,883
ENERGY, DEPARTMENT OF (8900)	\$717,992,444
GENERAL SERVICES ADMINISTRATION (4700)	\$613,523,529
VETERANS AFFAIRS, DEPARTMENT OF (3600)	\$300,808,392
HOMELAND SECURITY, DEPARTMENT OF (7000)	\$179,893,703

TOP FIVE CONTRACTING OFFICES LOCATED IN THIS STATE	TOTAL
NAVAL AIR SYSTEMS COMMAND (N00019)	\$1,812,600,622
XR W4GV USA HQ COMM ELECT CMD (W15P7T)	\$990,687,220
NAVAL SEA SYSTEMS COMMAND (N00024)	\$697,531,411
COMMANDER (M67854)	\$663,240,121
CHICAGO SERVICE CENTER (OFFICE OF SCIENCE) (00002)	\$396,009,966

TYPE OF PRODUCT OR SERVICE	SMALL BUSINESS	OTHER THAN SMALL BUSINESS	STATE LOCAL & TRIBAL GOV'T	NON-PROFIT JWOD & OTHER	TOTAL
CONSTRUCTION	\$282,257,758	\$486,068,726	\$4,930,500	\$6,002,335	\$779,259,320
RESEARCH AND DEVELOPMENT	\$168,346,231	\$1,686,592,947	\$38,883	\$65,083,241	\$1,920,061,302
SERVICES	\$531,451,609	\$2,344,224,388	\$15,811,034	\$140,290,142	\$3,031,777,173
SUPPLIES & EQUIPMENT	\$1,089,071,116	\$3,854,399,618	\$534,542	\$33,516,575	\$4,977,521,851

NORTH CAROLINA

Population: 8,049,313

Total Actions: 87,102

Per Capita Procurement: \$571.60

Total Dollars: \$4,600,957,650

Rank Per Capita: 38

Rank Per Capita - Last Year: 40

TOP FIVE COUNTIES					
NAME OF COUNTIES	CIVILIAN AGENCIES		DEPT OF DEFENSE		TOTAL
	SMALL DISADVANTAGED	OTHER	SMALL DISADVANTAGED	OTHER	
Durham	\$17,660,522	\$464,649,290	\$3,850,200	\$401,466,957	\$887,626,970
Cumberland	\$3,695,110	\$26,014,002	\$105,005,556	\$689,687,926	\$824,402,594
Mecklenburg	\$3,701,298	\$354,046,129	\$3,108,210	\$139,749,079	\$500,604,716
Currituck	\$2,994	\$425,147,515	\$0	\$7,825,712	\$432,976,222
Onslow	\$735,102	\$1,532,829	\$56,022,791	\$347,961,527	\$406,252,250

TOP FIVE DEPARTMENTS WITH PLACE OF PERFORMANCE IN THIS STATE	TOTAL
DEPT OF DEFENSE (9700)	\$2,742,230,528
STATE, DEPARTMENT OF (1900)	\$455,872,890
HEALTH AND HUMAN SERVICES, DEPARTMENT OF (7500)	\$344,301,920
ENERGY, DEPARTMENT OF (8900)	\$333,591,470
VETERANS AFFAIRS, DEPARTMENT OF (3600)	\$174,493,982

TOP FIVE CONTRACTING OFFICES LOCATED IN THIS STATE	TOTAL
OFFICE OF ACQUISITION MGMT - PD (AQMPD)	\$424,501,624
XU W074 ENDIST SAVANNAH (W912HN)	\$328,159,741
CHICAGO SERVICE CENTER (OFFICE OF SCIENCE) (00002)	\$327,669,485
DSCP DIR OF MEDICAL MATERIAL (SP0200)	\$283,075,286
XR W6BB FT BRAGG (W91247)	\$245,324,917

TYPE OF PRODUCT OR SERVICE	SMALL BUSINESS	OTHER THAN SMALL BUSINESS	STATE LOCAL & TRIBAL GOV'T	NON-PROFIT JWOD & OTHER	TOTAL
CONSTRUCTION	\$320,554,877	\$702,811,592	\$0	\$73,239	\$1,023,439,708
RESEARCH AND DEVELOPMENT	\$66,646,793	\$86,883,087	\$0	\$106,402,532	\$259,932,412
SERVICES	\$488,667,415	\$1,227,718,085	\$10,071,801	\$192,806,561	\$1,919,263,863
SUPPLIES & EQUIPMENT	\$449,037,995	\$883,278,298	\$10,169,611	\$43,470,943	\$1,385,956,846

NORTH DAKOTA

Population: 642,200

Total Actions: 8,969

Per Capita Procurement: \$592.66

Total Dollars: \$380,605,316

Rank Per Capita: 37

Rank Per Capita - Last Year: 36

TOP FIVE COUNTIES					
NAME OF COUNTIES	CIVILIAN AGENCIES		DEPT OF DEFENSE		TOTAL
	SMALL DISADVANTAGED	OTHER	SMALL DISADVANTAGED	OTHER	
Ward	\$1,838,028	\$12,541,574	\$13,686,281	\$79,897,157	\$107,963,040
Grand Forks	\$517,698	\$13,289,033	\$17,847,744	\$39,720,188	\$71,374,663
Cass	\$1,774,436	\$45,149,755	\$524,010	\$11,718,194	\$59,166,395
Morton	\$8,415,190	\$515,531	\$0	\$44,060,709	\$52,991,431
Pembina	\$24,074	\$6,036,133	\$10,973	\$11,912,809	\$17,983,989

TOP FIVE DEPARTMENTS WITH PLACE OF PERFORMANCE IN THIS STATE	TOTAL
DEPT OF DEFENSE (9700)	\$237,638,949
HEALTH AND HUMAN SERVICES, DEPARTMENT OF (7500)	\$31,062,459
AGRICULTURE, DEPARTMENT OF (1200)	\$25,894,439
VETERANS AFFAIRS, DEPARTMENT OF (3600)	\$13,855,090
GENERAL SERVICES ADMINISTRATION (4700)	\$13,649,570

TOP FIVE CONTRACTING OFFICES LOCATED IN THIS STATE	TOTAL
XU W071 ENDIST OMAHA (W9128F)	\$56,491,410
DEFENSE ENERGY SUPPORT CENTER (SP0600)	\$49,168,621
FA4528 5 CONS LGC (FA4528)	\$27,212,848
FA4659 319 CONS LGC (FA4659)	\$25,469,179
XU W07V ENDIST ST PAUL (W912ES)	\$23,080,705

TYPE OF PRODUCT OR SERVICE	SMALL BUSINESS	OTHER THAN SMALL BUSINESS	STATE LOCAL & TRIBAL GOV'T	NON-PROFIT JWOD & OTHER	TOTAL
CONSTRUCTION	\$105,454,580	\$8,220,587	\$61,500	\$11,940	\$113,748,608
RESEARCH AND DEVELOPMENT	\$2,465,128	\$60,000	\$17,914	\$795,975	\$3,339,017
SERVICES	\$43,460,943	\$54,138,693	\$1,532,135	\$11,593,340	\$110,725,111
SUPPLIES & EQUIPMENT	\$84,277,361	\$66,074,559	\$48,267	\$549,186	\$150,949,374

OHIO

Population: 11,353,140

Total Actions: 108,238

Per Capita Procurement: \$731.97

Total Dollars: \$8,310,212,025

Rank Per Capita: 35

Rank Per Capita - Last Year: 35

TOP FIVE COUNTIES					
NAME OF COUNTIES	CIVILIAN AGENCIES		DEPT OF DEFENSE		TOTAL
	SMALL DISADVANTAGED	OTHER	SMALL DISADVANTAGED	OTHER	
Hamilton	\$31,112,425	\$765,701,431	\$1,820,293	\$1,749,606,394	\$2,548,240,543
Delaware	\$4,660,585	\$201,957,017	\$9,356,232	\$1,031,716,718	\$1,247,690,552
Greene	\$10,769,815	\$59,717,455	\$112,947,005	\$725,271,313	\$908,705,588
Cuyahoga	\$89,938,618	\$445,232,297	\$10,145,397	\$249,606,378	\$794,922,690
Montgomery	\$6,851,976	\$221,060,255	\$21,832,433	\$537,026,826	\$786,771,490

TOP FIVE DEPARTMENTS WITH PLACE OF PERFORMANCE IN THIS STATE	TOTAL
DEPT OF DEFENSE (9700)	\$6,008,577,855
ENERGY, DEPARTMENT OF (8900)	\$909,262,903
GENERAL SERVICES ADMINISTRATION (4700)	\$246,469,100
VETERANS AFFAIRS, DEPARTMENT OF (3600)	\$232,551,636
ENVIRONMENTAL PROTECTION AGENCY (6800)	\$232,219,858

TOP FIVE CONTRACTING OFFICES LOCATED IN THIS STATE	TOTAL
SR W4GG HQ US ARMY TACOM (W56HZV)	\$763,691,910
DEFENSE COMMISSARY AGENCY (HDEC01)	\$535,688,904
DSCP DIR OF MEDICAL MATERIAL (SP0200)	\$497,218,666
OFFICE OF ENVIRONMENTAL MANAGEMENT CONSOLIDATED BUSINESS CENTER (00030)	\$451,349,511
XR W0H9 US ARMY AVN & MISSLES CMD (W58RGZ)	\$342,525,726

TYPE OF PRODUCT OR SERVICE	SMALL BUSINESS	OTHER THAN SMALL BUSINESS	STATE LOCAL & TRIBAL GOV'T	NON-PROFIT JWOD & OTHER	TOTAL
CONSTRUCTION	\$224,235,034	\$148,968,511	\$12,388	\$907,101	\$374,123,034
RESEARCH AND DEVELOPMENT	\$301,997,855	\$605,997,966	\$143,261	\$183,545,457	\$1,091,684,540
SERVICES	\$909,484,796	\$2,028,470,709	\$2,586,804	\$179,749,446	\$3,120,291,755
SUPPLIES & EQUIPMENT	\$641,093,001	\$2,979,991,732	\$1,022,513	\$94,227,213	\$3,716,334,459

OKLAHOMA

Population: 3,450,654

Total Actions: 40,195

Per Capita Procurement: \$755.63

Total Dollars: \$2,607,410,293

Rank Per Capita: 34

Rank Per Capita - Last Year: 34

TOP FIVE COUNTIES					
NAME OF COUNTIES	CIVILIAN AGENCIES		DEPT OF DEFENSE		TOTAL
	SMALL DISADVANTAGED	OTHER	SMALL DISADVANTAGED	OTHER	
Oklahoma	\$2,928,737	\$18,668,231	\$169,410,234	\$585,879,030	\$776,886,233
Canadian	\$22,528,610	\$208,413,018	\$19,329,720	\$327,611,316	\$577,882,663
Comanche	\$849,699	\$4,918,699	\$107,195,946	\$195,428,647	\$308,392,991
Osage	\$17,262,643	\$32,044,395	\$6,342,740	\$216,888,091	\$272,537,870
Garvin	\$0	\$431,356	\$0	\$118,421,370	\$118,852,726

TOP FIVE DEPARTMENTS WITH PLACE OF PERFORMANCE IN THIS STATE	TOTAL
DEPT OF DEFENSE (9700)	\$2,062,405,521
GENERAL SERVICES ADMINISTRATION (4700)	\$135,241,272
VETERANS AFFAIRS, DEPARTMENT OF (3600)	\$76,878,547
HOUSING AND URBAN DEVELOPMENT, DEPARTMENT OF (8600)	\$73,356,237
HEALTH AND HUMAN SERVICES, DEPARTMENT OF (7500)	\$59,778,698

TOP FIVE CONTRACTING OFFICES LOCATED IN THIS STATE	TOTAL
DEFENSE ENERGY SUPPORT CENTER (SP0600)	\$329,562,355
FA8101 72D CONS (FA8101)	\$265,080,946
XU W076 ENDIST TULSA (W912BV)	\$248,586,828
XR W6BB ACA SILL (W9124L)	\$167,316,529
FA8102 327 CSSG PK (FA8102)	\$128,666,531

TYPE OF PRODUCT OR SERVICE	SMALL BUSINESS	OTHER THAN SMALL BUSINESS	STATE LOCAL & TRIBAL GOV'T	NON-PROFIT JWOD & OTHER	TOTAL
CONSTRUCTION	\$294,030,002	\$107,865,631	\$7,733	\$85,124	\$401,988,491
RESEARCH AND DEVELOPMENT	\$77,043,842	\$3,586,445	\$2,674,198	\$18,579,368	\$101,883,853
SERVICES	\$372,528,840	\$783,214,115	\$33,525,476	\$42,576,349	\$1,231,844,781
SUPPLIES & EQUIPMENT	\$423,600,066	\$431,509,628	\$326,188	\$7,427,600	\$862,863,482

OREGON

Population: 3,421,399

Total Actions: 33,795

Per Capita Procurement: \$339.27

Total Dollars: \$1,160,773,938

Rank Per Capita: 50

Rank Per Capita - Last Year: 50

TOP FIVE COUNTIES					
NAME OF COUNTIES	CIVILIAN AGENCIES		DEPT OF DEFENSE		TOTAL
	SMALL DISADVANTAGED	OTHER	SMALL DISADVANTAGED	OTHER	
Clackamas	\$10,455,697	\$221,474,048	\$13,810,062	\$219,645,366	\$465,385,173
Umatilla	\$442,970	\$3,822,987	\$2,175,761	\$141,107,671	\$147,549,389
Douglas	\$33,335,668	\$26,382,315	\$0	\$815,723	\$60,533,707
Multnomah	\$723,032	\$30,156,602	\$334,851	\$25,308,272	\$56,522,757
Clatsop	\$1,898,333	\$20,805,504	\$1,330,364	\$30,371,259	\$54,405,461

TOP FIVE DEPARTMENTS WITH PLACE OF PERFORMANCE IN THIS STATE	TOTAL
DEPT OF DEFENSE (9700)	\$570,280,563
AGRICULTURE, DEPARTMENT OF (1200)	\$151,780,680
GENERAL SERVICES ADMINISTRATION (4700)	\$93,629,277
INTERIOR, DEPARTMENT OF THE (1400)	\$92,763,406
VETERANS AFFAIRS, DEPARTMENT OF (3600)	\$80,080,712

TOP FIVE CONTRACTING OFFICES LOCATED IN THIS STATE	TOTAL
SR W0K8 USA ROCK ISL ARSENAL (W52P1J)	\$129,899,084
SR W4GG HQ US ARMY TACOM (W56HZV)	\$101,421,477
XU W071 ENDIST PORTLAND (W9127N)	\$88,933,224
AGRIC STABILIZ AND CONS SVC (BGMD)	\$44,015,404
AGRICULTURAL MARKETING SERVICE (3J16)	\$37,394,769

TYPE OF PRODUCT OR SERVICE	SMALL BUSINESS	OTHER THAN SMALL BUSINESS	STATE LOCAL & TRIBAL GOV'T	NON-PROFIT JWOD & OTHER	TOTAL
CONSTRUCTION	\$107,160,058	\$61,079,849	\$204,762	\$6,706,849	\$175,151,518
RESEARCH AND DEVELOPMENT	\$32,811,540	\$28,631,569	\$159,954	\$13,769,884	\$75,372,946
SERVICES	\$142,149,127	\$249,389,857	\$11,523,937	\$24,096,178	\$427,159,098
SUPPLIES & EQUIPMENT	\$212,988,430	\$264,799,347	\$244,737	\$2,002,369	\$480,034,884

PENNSYLVANIA

Population: 12,281,054

Total Actions: 146,574

Per Capita Procurement: \$832.14

Total Dollars: \$10,219,507,524

Rank Per Capita: 31

Rank Per Capita - Last Year: 31

TOP FIVE COUNTIES					
NAME OF COUNTIES	CIVILIAN AGENCIES		DEPT OF DEFENSE		TOTAL
	SMALL DISADVANTAGED	OTHER	SMALL DISADVANTAGED	OTHER	
Allegheny	\$32,423,217	\$875,520,645	\$14,734,775	\$1,798,924,694	\$2,721,603,330
Delaware	\$823,656	\$18,392,583	\$8,732,664	\$1,197,006,668	\$1,224,955,571
Philadelphia	\$43,001,144	\$576,333,041	\$26,389,084	\$454,601,797	\$1,100,325,066
York	\$31,279	\$13,897,741	\$4,119,764	\$1,042,518,619	\$1,060,567,403
Montgomery	\$2,019,366	\$126,528,156	\$13,228,695	\$381,910,931	\$523,687,147

TOP FIVE DEPARTMENTS WITH PLACE OF PERFORMANCE IN THIS STATE	TOTAL
DEPT OF DEFENSE (9700)	\$7,655,791,003
ENERGY, DEPARTMENT OF (8900)	\$626,982,523
HEALTH AND HUMAN SERVICES, DEPARTMENT OF (7500)	\$478,908,737
VETERANS AFFAIRS, DEPARTMENT OF (3600)	\$384,516,543
GENERAL SERVICES ADMINISTRATION (4700)	\$224,826,520

TOP FIVE CONTRACTING OFFICES LOCATED IN THIS STATE	TOTAL
NAVAL SEA SYSTEMS COMMAND (N00024)	\$1,280,058,099
SR W4GG HQ US ARMY TACOM (W56HZV)	\$1,010,542,819
XR W0H9 US ARMY AVN & MISSLES CMD (W58RGZ)	\$960,507,411
PITTSBURGH NAVAL REACTORS OFFICE (00011)	\$543,662,170
DEPT OF HHS/OFF ASST SEC MGT AND BUDGET (00100)	\$391,752,168

TYPE OF PRODUCT OR SERVICE	SMALL BUSINESS	OTHER THAN SMALL BUSINESS	STATE LOCAL & TRIBAL GOV'T	NON-PROFIT JWOD & OTHER	TOTAL
CONSTRUCTION	\$214,272,105	\$220,041,224	\$0	\$3,147,339	\$437,460,668
RESEARCH AND DEVELOPMENT	\$179,652,229	\$661,048,907	\$50	\$285,146,037	\$1,125,847,223
SERVICES	\$535,386,984	\$2,155,190,301	\$5,797,650	\$81,018,099	\$2,777,393,035
SUPPLIES & EQUIPMENT	\$1,202,387,782	\$4,593,493,045	\$722,993	\$16,741,673	\$5,813,345,493

RHODE ISLAND

Population: 1,048,319

Total Actions: 9,868

Per Capita Procurement: \$497.57

Total Dollars: \$521,616,372

Rank Per Capita: 46

Rank Per Capita - Last Year: 46

TOP FIVE COUNTIES					
NAME OF COUNTIES	CIVILIAN AGENCIES		DEPT OF DEFENSE		TOTAL
	SMALL DISADVANTAGED	OTHER	SMALL DISADVANTAGED	OTHER	
Newport	\$222,168	\$15,613,766	\$11,205,014	\$365,367,472	\$392,408,420
Providence	\$5,125,939	\$43,484,562	\$1,356,159	\$29,329,351	\$79,296,010
Washington	\$484,717	\$9,935,486	\$13,019,652	\$11,854,397	\$35,294,252
Kent	\$514,312	\$3,174,666	\$1,597,962	\$6,157,971	\$11,444,911
Bristol	\$0	\$134,310	\$619,680	\$2,418,790	\$3,172,780

TOP FIVE DEPARTMENTS WITH PLACE OF PERFORMANCE IN THIS STATE	TOTAL
DEPT OF DEFENSE (9700)	\$442,926,447
GENERAL SERVICES ADMINISTRATION (4700)	\$19,440,322
VETERANS AFFAIRS, DEPARTMENT OF (3600)	\$18,651,301
ENVIRONMENTAL PROTECTION AGENCY (6800)	\$9,243,786
HOMELAND SECURITY, DEPARTMENT OF (7000)	\$7,453,882

TOP FIVE CONTRACTING OFFICES LOCATED IN THIS STATE	TOTAL
NAVAL SEA SYSTEMS COMMAND (N00024)	\$173,752,205
NAVAL UNDERSEA WARFARE CENTER (N66604)	\$77,997,498
NAVAL INVENTORY CONTROL POINT (N00383)	\$34,253,099
XRAW7NY USPFO ACTIVITY RI ARNG (W912LD)	\$21,033,776
NAVAL FAC ENGINEERING CMD MID LANT (N40085)	\$20,272,414

TYPE OF PRODUCT OR SERVICE	SMALL BUSINESS	OTHER THAN SMALL BUSINESS	STATE LOCAL & TRIBAL GOV'T	NON-PROFIT JWOD & OTHER	TOTAL
CONSTRUCTION	\$35,686,997	\$705,426	\$0	\$1,843,106	\$38,235,529
RESEARCH AND DEVELOPMENT	\$13,680,569	\$22,185,078	\$0	\$588,217	\$36,453,864
SERVICES	\$75,840,872	\$94,136,705	\$1,388,794	\$5,404,096	\$176,770,467
SUPPLIES & EQUIPMENT	\$51,360,488	\$217,925,537	\$0	\$434,224	\$269,720,249

SOUTH CAROLINA

Population: 4,012,012

Total Actions: 39,863

Per Capita Procurement: \$1,200.39

Total Dollars: \$4,815,979,058

Rank Per Capita: 22

Rank Per Capita - Last Year: 22

TOP FIVE COUNTIES					
NAME OF COUNTIES	CIVILIAN AGENCIES		DEPT OF DEFENSE		TOTAL
	SMALL DISADVANTAGED	OTHER	SMALL DISADVANTAGED	OTHER	
Aiken	\$5,129,643	\$1,670,084,496	\$496,673	\$1,146,599	\$1,676,857,411
Berkeley	\$25,394,885	\$553,244,671	\$35,961,551	\$732,225,364	\$1,346,826,470
Lexington	\$3,524,701	\$329,497,594	\$831,131	\$227,574,307	\$561,427,732
Greenville	\$429,297	\$8,709,998	\$868,560	\$348,485,199	\$358,493,054
Charleston	\$16,366,403	\$17,641,539	\$42,372,488	\$192,624,531	\$269,004,962

TOP FIVE DEPARTMENTS WITH PLACE OF PERFORMANCE IN THIS STATE	TOTAL
DEPT OF DEFENSE (9700)	\$2,093,953,969
ENERGY, DEPARTMENT OF (8900)	\$1,776,439,535
VETERANS AFFAIRS, DEPARTMENT OF (3600)	\$527,814,804
HEALTH AND HUMAN SERVICES, DEPARTMENT OF (7500)	\$167,879,876
GENERAL SERVICES ADMINISTRATION (4700)	\$50,473,761

TOP FIVE CONTRACTING OFFICES LOCATED IN THIS STATE	TOTAL
SAVANNAH RIVER OPERATIONS OFFICE (00009)	\$1,772,786,079
VA CMOP CHARLESTON (00766)	\$450,593,117
SPACE AND NAVAL WARFARE SYSTEMS CEN (N65236)	\$437,034,255
DEPT OF HHS/CMS (00500)	\$167,100,906
COMMANDER (M67854)	\$156,158,156

TYPE OF PRODUCT OR SERVICE	SMALL BUSINESS	OTHER THAN SMALL BUSINESS	STATE LOCAL & TRIBAL GOV'T	NON-PROFIT JWOD & OTHER	TOTAL
CONSTRUCTION	\$155,057,764	\$136,260,669	\$0	\$1,450	\$291,319,883
RESEARCH AND DEVELOPMENT	\$10,071,529	\$6,901,443	\$175,087	\$27,256,780	\$44,404,838
SERVICES	\$397,078,480	\$2,481,021,065	\$25,646,355	\$19,515,184	\$2,923,261,084
SUPPLIES & EQUIPMENT	\$431,857,625	\$1,118,910,340	\$1,868,578	\$2,549,075	\$1,555,185,617

SOUTH DAKOTA

Population: 754,844

Total Actions: 19,330

Per Capita Procurement: \$789.17

Total Dollars: \$595,698,823

Rank Per Capita: 33

Rank Per Capita - Last Year: 33

TOP FIVE COUNTIES					
NAME OF COUNTIES	CIVILIAN AGENCIES		DEPT OF DEFENSE		TOTAL
	SMALL DISADVANTAGED	OTHER	SMALL DISADVANTAGED	OTHER	
Union	\$0	\$4,422,339	\$11,520	\$201,215,558	\$205,649,417
Lincoln	\$2,820,189	\$69,133,899	\$2,964	\$11,348,712	\$83,305,764
Pennington	\$633,298	\$14,327,224	\$532,460	\$54,791,418	\$70,284,401
Brown	\$712,063	\$17,221,580	\$105,606	\$43,169,750	\$61,208,999
Meade	\$2,571,509	\$9,215,858	\$12,108,762	\$21,635,426	\$45,531,554

TOP FIVE DEPARTMENTS WITH PLACE OF PERFORMANCE IN THIS STATE	TOTAL
DEPT OF DEFENSE (9700)	\$387,051,352
INTERIOR, DEPARTMENT OF THE (1400)	\$71,190,374
HEALTH AND HUMAN SERVICES, DEPARTMENT OF (7500)	\$38,459,118
VETERANS AFFAIRS, DEPARTMENT OF (3600)	\$37,147,594
AGRICULTURE, DEPARTMENT OF (1200)	\$14,251,868

TOP FIVE CONTRACTING OFFICES LOCATED IN THIS STATE	TOTAL
DEFENSE COMMISSARY AGENCY (HDEC02)	\$187,524,557
XU W071 ENDIST OMAHA (W9128F)	\$61,736,621
CENTRAL REGION BRANCH OF ACQUISITION AND GRANTS (00002)	\$42,528,145
NAVAL SEA SYSTEMS COMMAND (N00024)	\$41,325,456
DEPT OF HHS/INDIAN HEALTH SERVICE (00241)	\$31,915,446

TYPE OF PRODUCT OR SERVICE	SMALL BUSINESS	OTHER THAN SMALL BUSINESS	STATE LOCAL & TRIBAL GOV'T	NON-PROFIT JWOD & OTHER	TOTAL
CONSTRUCTION	\$104,673,434	\$10,499,887	\$3,371	\$207,961	\$115,384,654
RESEARCH AND DEVELOPMENT	\$1,030,830	\$2,179,087	\$0	\$5,182,010	\$8,391,927
SERVICES	\$50,322,169	\$80,078,164	\$3,283,949	\$9,905,577	\$143,589,860
SUPPLIES & EQUIPMENT	\$46,988,931	\$275,652,703	\$63,439	\$523,339	\$323,228,412

TENNESSEE

Population: 5,689,283

Total Actions: 60,656

Per Capita Procurement: \$1,206.08

Total Dollars: \$6,861,727,019

Rank Per Capita: 21

Rank Per Capita - Last Year: 19

TOP FIVE COUNTIES					
NAME OF COUNTIES	CIVILIAN AGENCIES		DEPT OF DEFENSE		TOTAL
	SMALL DISADVANTAGED	OTHER	SMALL DISADVANTAGED	OTHER	
Anderson	\$24,214,821	\$2,732,895,756	\$618,716	\$62,729,717	\$2,820,459,011
Shelby	\$3,160,928	\$155,460,367	\$14,755,329	\$1,458,656,112	\$1,632,032,736
Rutherford	\$4,622,754	\$504,807,909	\$568,472	\$20,532,009	\$530,531,144
Coffee	\$5,088	\$24,538,034	\$2,720,339	\$371,978,548	\$399,242,008
Knox	\$3,853,287	\$95,577,815	\$9,537,402	\$199,334,165	\$308,302,668

TOP FIVE DEPARTMENTS WITH PLACE OF PERFORMANCE IN THIS STATE	TOTAL
ENERGY, DEPARTMENT OF (8900)	\$2,827,666,724
DEPT OF DEFENSE (9700)	\$2,799,485,651
VETERANS AFFAIRS, DEPARTMENT OF (3600)	\$695,239,458
TREASURY, DEPARTMENT OF THE (2000)	\$122,337,418
GENERAL SERVICES ADMINISTRATION (4700)	\$120,355,623

TOP FIVE CONTRACTING OFFICES LOCATED IN THIS STATE	TOTAL
OAK RIDGE OFFICE (OFFICE OF SCIENCE) (00005)	\$2,643,300,288
FA4428 HQ AMC DOKR (FA4428)	\$1,292,917,713
VA CMOP MID SOUTH (00764)	\$499,048,101
FA9100 AEDC PK (FA9100)	\$282,330,411
SR W4GG HQ US ARMY TACOM (W56HZV)	\$200,223,555

TYPE OF PRODUCT OR SERVICE	SMALL BUSINESS	OTHER THAN SMALL BUSINESS	STATE LOCAL & TRIBAL GOV'T	NON-PROFIT JWOD & OTHER	TOTAL
CONSTRUCTION	\$90,030,059	\$75,290,989	\$12,000	\$-9,220	\$165,323,828
RESEARCH AND DEVELOPMENT	\$25,150,149	\$328,920,415	\$0	\$14,175,682	\$368,246,246
SERVICES	\$183,055,132	\$2,235,939,428	\$18,671,324	\$1,246,765,999	\$3,684,431,883
SUPPLIES & EQUIPMENT	\$519,916,963	\$1,329,337,552	\$12,279	\$28,205,707	\$1,877,472,501

TEXAS

Population: 20,851,820

Total Actions: 205,593

Per Capita Procurement: \$1,678.81

Total Dollars: \$35,006,197,980

Rank Per Capita: 13

Rank Per Capita - Last Year: 16

TOP FIVE COUNTIES					
NAME OF COUNTIES	CIVILIAN AGENCIES		DEPT OF DEFENSE		TOTAL
	SMALL DISADVANTAGED	OTHER	SMALL DISADVANTAGED	OTHER	
Denton	\$87,109,184	\$209,371,894	\$20,855,512	\$11,654,649,794	\$11,971,986,384
Fort Bend	\$160,287,856	\$3,669,287,046	\$21,037,677	\$474,018,658	\$4,324,631,237
Bexar	\$57,242,746	\$277,925,334	\$359,553,928	\$2,282,804,845	\$2,977,526,853
Collin	\$24,815,482	\$473,263,588	\$7,751,071	\$1,921,457,152	\$2,427,287,294
Dallas	\$54,820,484	\$190,148,508	\$9,883,142	\$1,599,851,411	\$1,854,703,546

TOP FIVE DEPARTMENTS WITH PLACE OF PERFORMANCE IN THIS STATE	TOTAL
DEPT OF DEFENSE (9700)	\$27,049,394,322
NATIONAL AERONAUTICS AND SPACE ADMINISTRATION (8000)	\$3,332,802,620
VETERANS AFFAIRS, DEPARTMENT OF (3600)	\$1,354,565,164
HOMELAND SECURITY, DEPARTMENT OF (7000)	\$776,974,849
GENERAL SERVICES ADMINISTRATION (4700)	\$526,810,261

TOP FIVE CONTRACTING OFFICES LOCATED IN THIS STATE	TOTAL
NAVAL AIR SYSTEMS COMMAND (N00019)	\$5,855,327,427
FA8611 ASC YFK (FA8611)	\$4,661,998,695
JOHNSON SPACE CENTER (JSC00)	\$3,184,063,059
DEFENSE ENERGY SUPPORT CENTER (SP0600)	\$2,389,900,168
PR W0H9 US ARMY AVN & MISSLES CMD (W31P4Q)	\$1,804,548,460

TYPE OF PRODUCT OR SERVICE	SMALL BUSINESS	OTHER THAN SMALL BUSINESS	STATE LOCAL & TRIBAL GOV'T	NON-PROFIT JWOD & OTHER	TOTAL
CONSTRUCTION	\$506,806,156	\$1,046,003,651	\$504,116	\$72,968	\$1,553,386,891
RESEARCH AND DEVELOPMENT	\$354,172,885	\$5,841,608,678	\$89,761	\$170,917,700	\$6,366,789,025
SERVICES	\$1,786,400,551	\$6,387,163,826	\$140,831,961	\$587,832,350	\$8,902,228,687
SUPPLIES & EQUIPMENT	\$2,022,064,486	\$13,325,997,641	\$1,893,543	\$369,330,457	\$15,719,286,126

UTAH

Population: 2,233,169

Total Actions: 21,401

Per Capita Procurement: \$1,383.67

Total Dollars: \$3,089,968,428

Rank Per Capita: 18

Rank Per Capita - Last Year: 17

TOP FIVE COUNTIES					
NAME OF COUNTIES	CIVILIAN AGENCIES		DEPT OF DEFENSE		TOTAL
	SMALL DISADVANTAGED	OTHER	SMALL DISADVANTAGED	OTHER	
Davis	\$2,580,731	\$67,646,082	\$68,361,443	\$1,199,973,626	\$1,338,561,882
Salt Lake	\$8,728,901	\$139,412,803	\$11,007,822	\$444,097,013	\$603,246,540
Box Elder	\$0	\$462,272,329	\$0	\$90,079,940	\$552,352,269
Tooele	\$2,366,545	\$1,387,275	\$21,827,948	\$267,911,451	\$293,493,219
Weber	\$1,137,664	\$30,154,303	\$11,953,413	\$84,876,471	\$128,121,851

TOP FIVE DEPARTMENTS WITH PLACE OF PERFORMANCE IN THIS STATE	TOTAL
DEPT OF DEFENSE (9700)	\$2,290,626,832
NATIONAL AERONAUTICS AND SPACE ADMINISTRATION (8000)	\$467,010,613
INTERIOR, DEPARTMENT OF THE (1400)	\$83,686,187
VETERANS AFFAIRS, DEPARTMENT OF (3600)	\$49,426,143
GENERAL SERVICES ADMINISTRATION (4700)	\$41,004,625

TOP FIVE CONTRACTING OFFICES LOCATED IN THIS STATE	TOTAL
FA8214 526 ICBMSW PKE (FA8214)	\$800,793,720
MARSHALL SPACE FLIGHT CENTER (MSFC0)	\$460,079,725
FA8201 75 CONS PK (FA8201)	\$324,677,762
SR W0K8 USA ROCK ISL ARSENAL (W52P1J)	\$157,332,397
XU W075 ENDIST SACRAMENTO (W91238)	\$80,818,388

TYPE OF PRODUCT OR SERVICE	SMALL BUSINESS	OTHER THAN SMALL BUSINESS	STATE LOCAL & TRIBAL GOV'T	NON-PROFIT JWOD & OTHER	TOTAL
CONSTRUCTION	\$88,526,795	\$84,512,777	\$309,847	\$467,741	\$173,817,160
RESEARCH AND DEVELOPMENT	\$50,774,290	\$103,877,235	\$12,000	\$38,431,024	\$193,094,548
SERVICES	\$293,212,138	\$1,413,705,074	\$7,270,098	\$16,708,071	\$1,730,895,382
SUPPLIES & EQUIPMENT	\$168,171,516	\$810,270,055	\$414,458	\$348,551	\$979,204,581

VERMONT

Population: 608,827

Total Actions: 9,384

Per Capita Procurement: \$1,468.62

Total Dollars: \$894,137,628

Rank Per Capita: 17

Rank Per Capita - Last Year: 32

TOP FIVE COUNTIES					
NAME OF COUNTIES	CIVILIAN AGENCIES		DEPT OF DEFENSE		TOTAL
	SMALL DISADVANTAGED	OTHER	SMALL DISADVANTAGED	OTHER	
Chittenden	\$4,042,617	\$30,590,162	\$887,332	\$765,942,936	\$801,463,047
Windsor	\$802,795	\$13,468,447	\$19,494	\$15,948,498	\$30,239,235
Addison	\$53,712	\$6,557,970	\$9,428	\$16,787,268	\$23,408,377
Caledonia	\$0	\$3,300	\$-346	\$10,677,398	\$10,680,352
Franklin	\$457,962	\$6,511,086	\$0	\$984,602	\$7,953,650

TOP FIVE DEPARTMENTS WITH PLACE OF PERFORMANCE IN THIS STATE	TOTAL
DEPT OF DEFENSE (9700)	\$822,046,510
HOMELAND SECURITY, DEPARTMENT OF (7000)	\$26,337,877
VETERANS AFFAIRS, DEPARTMENT OF (3600)	\$17,433,238
GENERAL SERVICES ADMINISTRATION (4700)	\$15,138,981
LABOR, DEPARTMENT OF (1600)	\$6,731,238

TOP FIVE CONTRACTING OFFICES LOCATED IN THIS STATE	TOTAL
COMMANDER (M67854)	\$403,220,976
XR W4GG TACOM PICATINNY (W15QKN)	\$173,867,242
NAVAL SEA SYSTEMS COMMAND (N00024)	\$72,468,930
CRANE DIVISION NAVAL SURFACE (N00164)	\$26,262,753
PR W4GG TACOM ROCK ISLAND (W52H09)	\$25,399,939

TYPE OF PRODUCT OR SERVICE	SMALL BUSINESS	OTHER THAN SMALL BUSINESS	STATE LOCAL & TRIBAL GOV'T	NON-PROFIT JWOD & OTHER	TOTAL
CONSTRUCTION	\$4,483,389	\$88,161	\$0	\$53,712	\$4,625,262
RESEARCH AND DEVELOPMENT	\$25,778,620	\$24,918,715	\$0	\$138,883	\$50,836,218
SERVICES	\$17,538,982	\$106,593,470	\$562,250	\$1,821,406	\$126,516,108
SUPPLIES & EQUIPMENT	\$47,934,415	\$663,686,051	\$11,307	\$110,177	\$711,741,950

VIRGINIA

Population: 7,078,515

Total Actions: 219,860

Per Capita Procurement: \$5,746.21

Total Dollars: \$40,674,631,134

Rank Per Capita: 2

Rank Per Capita - Last Year: 2

TOP FIVE COUNTIES					
NAME OF COUNTIES	CIVILIAN AGENCIES		DEPT OF DEFENSE		TOTAL
	SMALL DISADVANTAGED	OTHER	SMALL DISADVANTAGED	OTHER	
Fairfax	\$536,378,799	\$3,259,170,329	\$809,312,819	\$7,945,623,884	\$12,550,485,830
Arlington	\$238,596,565	\$2,471,851,088	\$251,970,795	\$2,482,787,150	\$5,445,205,598
Alexandria (city)	\$127,019,455	\$1,056,169,750	\$102,789,211	\$1,814,025,439	\$3,100,003,855
Newport News (city)	\$1,835,353	\$115,219,323	\$40,530,186	\$2,425,509,570	\$2,583,094,431
Norfolk (city)	\$21,620,339	\$108,244,698	\$117,656,537	\$2,264,840,411	\$2,512,361,986

TOP FIVE DEPARTMENTS WITH PLACE OF PERFORMANCE IN THIS STATE	TOTAL
DEPT OF DEFENSE (9700)	\$29,327,302,568
HOMELAND SECURITY, DEPARTMENT OF (7000)	\$3,086,348,074
GENERAL SERVICES ADMINISTRATION (4700)	\$2,040,112,182
INTERIOR, DEPARTMENT OF THE (1400)	\$948,906,043
COMMERCE, DEPARTMENT OF (1300)	\$590,560,908

TOP FIVE CONTRACTING OFFICES LOCATED IN THIS STATE	TOTAL
NAVAL SEA SYSTEMS COMMAND (N00024)	\$2,734,729,408
DITCO-SCOTT (HC1013)	\$1,762,775,699
XR W4GV USA HQ COMM ELECT CMD (W15P7T)	\$1,374,203,190
FA4428 HQ AMC DOKR (FA4428)	\$999,318,445
FLEET AND INDUSTRIAL SUPPLY CENTER (N00140)	\$980,548,147

TYPE OF PRODUCT OR SERVICE	SMALL BUSINESS	OTHER THAN SMALL BUSINESS	STATE LOCAL & TRIBAL GOV'T	NON-PROFIT JWOD & OTHER	TOTAL
CONSTRUCTION	\$410,208,446	\$744,513,904	\$0	\$459,735	\$1,155,182,085
RESEARCH AND DEVELOPMENT	\$914,039,043	\$2,390,313,997	\$396,570	\$229,800,009	\$3,534,549,618
SERVICES	\$6,622,982,666	\$18,003,561,929	\$31,518,353	\$765,880,946	\$25,423,943,895
SUPPLIES & EQUIPMENT	\$2,888,444,962	\$7,416,075,116	\$647,726	\$57,479,028	\$10,362,646,831

WASHINGTON

Population: 5,894,121

Total Actions: 63,078

Per Capita Procurement: \$1,341.06

Total Dollars: \$7,904,389,385

Rank Per Capita: 19

Rank Per Capita - Last Year: 15

TOP FIVE COUNTIES					
NAME OF COUNTIES	CIVILIAN AGENCIES		DEPT OF DEFENSE		TOTAL
	SMALL DISADVANTAGED	OTHER	SMALL DISADVANTAGED	OTHER	
King	\$36,750,850	\$400,179,477	\$37,822,730	\$2,293,358,565	\$2,768,111,622
Benton	\$11,486,863	\$2,277,334,598	\$1,684	\$16,295,017	\$2,305,118,162
Pierce	\$7,207,401	\$69,337,319	\$73,635,135	\$649,660,509	\$799,840,365
Whatcom	\$1,148,007	\$16,952,762	\$7,591,112	\$600,681,744	\$626,373,625
Kitsap	\$4,936,904	\$23,504,341	\$73,975,352	\$481,844,928	\$584,261,526

TOP FIVE DEPARTMENTS WITH PLACE OF PERFORMANCE IN THIS STATE	TOTAL
DEPT OF DEFENSE (9700)	\$4,787,117,079
ENERGY, DEPARTMENT OF (8900)	\$2,273,398,496
GENERAL SERVICES ADMINISTRATION (4700)	\$189,919,728
VETERANS AFFAIRS, DEPARTMENT OF (3600)	\$120,353,183
HOMELAND SECURITY, DEPARTMENT OF (7000)	\$117,125,440

TOP FIVE CONTRACTING OFFICES LOCATED IN THIS STATE	TOTAL
NAVAL AIR SYSTEMS COMMAND (N00019)	\$874,423,351
RICHLAND OPERATIONS OFFICE (00006)	\$867,834,198
OFFICE OF RIVER PROTECTION (00027)	\$830,266,772
DEFENSE ENERGY SUPPORT CENTER (SP0600)	\$818,192,589
OAK RIDGE OFFICE (OFFICE OF SCIENCE) (00005)	\$569,193,807

TYPE OF PRODUCT OR SERVICE	SMALL BUSINESS	OTHER THAN SMALL BUSINESS	STATE LOCAL & TRIBAL GOV'T	NON-PROFIT JWOD & OTHER	TOTAL
CONSTRUCTION	\$308,272,487	\$756,505,848	\$151,440	\$750,361	\$1,065,680,137
RESEARCH AND DEVELOPMENT	\$84,975,466	\$653,910,263	\$24,068	\$620,274,915	\$1,359,184,712
SERVICES	\$477,481,618	\$1,818,611,880	\$42,226,081	\$72,880,320	\$2,411,199,899
SUPPLIES & EQUIPMENT	\$480,571,391	\$2,563,827,836	\$148,423	\$5,818,261	\$3,050,365,911

WEST VIRGINIA

Population: 1,808,344

Total Actions: 32,044

Per Capita Procurement: \$562.78

Total Dollars: \$1,017,700,321

Rank Per Capita: 41

Rank Per Capita - Last Year: 41

TOP FIVE COUNTIES					
NAME OF COUNTIES	CIVILIAN AGENCIES		DEPT OF DEFENSE		TOTAL
	SMALL DISADVANTAGED	OTHER	SMALL DISADVANTAGED	OTHER	
Monongalia	\$18,910,216	\$118,546,015	\$4,339,746	\$15,837,788	\$157,633,764
Berkeley	\$22,550,289	\$52,241,573	\$11,352	\$72,751,190	\$147,554,403
Jefferson	\$9,776,559	\$122,146,955	\$516,798	\$942,650	\$133,382,961
Kanawha	\$309,520	\$17,246,327	\$2,910,952	\$92,286,770	\$112,753,570
Mineral	\$0	\$11,032,346	\$3,327,573	\$51,577,165	\$65,937,084

TOP FIVE DEPARTMENTS WITH PLACE OF PERFORMANCE IN THIS STATE	TOTAL
DEPT OF DEFENSE (9700)	\$376,944,233
TREASURY, DEPARTMENT OF THE (2000)	\$134,449,809
ENERGY, DEPARTMENT OF (8900)	\$112,134,058
JUSTICE, DEPARTMENT OF (1500)	\$86,425,589
VETERANS AFFAIRS, DEPARTMENT OF (3600)	\$82,518,005

TOP FIVE CONTRACTING OFFICES LOCATED IN THIS STATE	TOTAL
NATIONAL ENERGY TECHNOLOGY CENTER (00026)	\$110,237,289
XU W072 ENDIST HUNTINGTON (W91237)	\$97,084,030
DEPT OF TREAS/INTERNAL REVENUE SERVICE (RS001)	\$95,374,592
XRAW8BS WV USPF0 SPT SEC (W912L8)	\$78,481,486
SOIL CONSERVATION SERVICE (3D47)	\$39,263,603

TYPE OF PRODUCT OR SERVICE	SMALL BUSINESS	OTHER THAN SMALL BUSINESS	STATE LOCAL & TRIBAL GOV'T	NON-PROFIT JWOD & OTHER	TOTAL
CONSTRUCTION	\$84,293,252	\$206,838,614	\$750	\$94,517	\$291,227,133
RESEARCH AND DEVELOPMENT	\$51,519,500	\$2,770,851	\$0	\$7,268,388	\$61,558,739
SERVICES	\$182,470,569	\$186,229,734	\$2,177,597	\$28,707,132	\$399,585,032
SUPPLIES & EQUIPMENT	\$118,301,508	\$144,405,722	\$1,204	\$822,961	\$263,531,395

WISCONSIN

Population: 5,363,675

Total Actions: 73,353

Per Capita Procurement: \$562.79

Total Dollars: \$3,018,622,178

Rank Per Capita: 40

Rank Per Capita - Last Year: 37

TOP FIVE COUNTIES					
NAME OF COUNTIES	CIVILIAN AGENCIES		DEPT OF DEFENSE		TOTAL
	SMALL DISADVANTAGED	OTHER	SMALL DISADVANTAGED	OTHER	
Winnebago	\$34,482	\$6,667,654	\$405,528	\$1,022,019,214	\$1,029,126,878
Milwaukee	\$6,843,482	\$158,597,079	\$10,589,279	\$118,538,959	\$294,568,799
Dane	\$3,071,347	\$74,899,146	\$1,976,381	\$162,409,675	\$242,356,549
Waukesha	\$1,269,897	\$117,612,345	\$472,435	\$63,482,935	\$182,837,612
Rock	\$0	\$8,326,422	\$27,199	\$139,237,106	\$147,590,727

TOP FIVE DEPARTMENTS WITH PLACE OF PERFORMANCE IN THIS STATE	TOTAL
DEPT OF DEFENSE (9700)	\$2,166,079,876
VETERANS AFFAIRS, DEPARTMENT OF (3600)	\$370,133,723
AGRICULTURE, DEPARTMENT OF (1200)	\$125,130,699
HEALTH AND HUMAN SERVICES, DEPARTMENT OF (7500)	\$97,822,659
JUSTICE, DEPARTMENT OF (1500)	\$63,773,414

TOP FIVE CONTRACTING OFFICES LOCATED IN THIS STATE	TOTAL
SR W4GG HQ US ARMY TACOM (W56HZV)	\$505,272,504
COMMANDER (M67854)	\$389,845,445
DEPT OF VETERANS AFFAIRS (00797)	\$234,412,505
DEFENSE COMMISSARY AGENCY (HDEC01)	\$222,678,702
SR W0K8 USA ROCK ISL ARSENAL (W52P1J)	\$134,259,608

TYPE OF PRODUCT OR SERVICE	SMALL BUSINESS	OTHER THAN SMALL BUSINESS	STATE LOCAL & TRIBAL GOV'T	NON-PROFIT JWOD & OTHER	TOTAL
CONSTRUCTION	\$77,959,267	\$63,254,967	\$0	\$341,493	\$141,555,727
RESEARCH AND DEVELOPMENT	\$41,648,662	\$155,674,785	\$0	\$24,170,585	\$221,494,031
SERVICES	\$136,515,534	\$325,449,124	\$4,728,757	\$31,126,004	\$497,819,419
SUPPLIES & EQUIPMENT	\$478,677,817	\$1,633,181,136	\$17,360	\$23,020,734	\$2,134,897,048

WYOMING

Population: 493,782

Total Actions: 7,267

Per Capita Procurement: \$533.83

Total Dollars: \$263,593,897

Rank Per Capita: 43

Rank Per Capita - Last Year: 38

TOP FIVE COUNTIES					
NAME OF COUNTIES	CIVILIAN AGENCIES		DEPT OF DEFENSE		TOTAL
	SMALL DISADVANTAGED	OTHER	SMALL DISADVANTAGED	OTHER	
Laramie	\$2,910,717	\$22,549,222	\$25,782,152	\$34,986,864	\$86,228,955
Carbon	\$195,619	\$2,747,351	\$0	\$47,514,889	\$50,457,859
Weston	\$0	\$142,834	\$0	\$40,792,973	\$40,935,807
Natrona	\$1,175,129	\$11,211,682	\$422,044	\$9,441,476	\$22,250,330
Park	\$1,667,105	\$14,575,964	\$0	\$127,490	\$16,370,559

TOP FIVE DEPARTMENTS WITH PLACE OF PERFORMANCE IN THIS STATE	TOTAL
DEPT OF DEFENSE (9700)	\$164,193,949
INTERIOR, DEPARTMENT OF THE (1400)	\$33,272,072
TRANSPORTATION, DEPARTMENT OF (6900)	\$15,342,496
VETERANS AFFAIRS, DEPARTMENT OF (3600)	\$14,791,769
AGRICULTURE, DEPARTMENT OF (1200)	\$12,275,950

TOP FIVE CONTRACTING OFFICES LOCATED IN THIS STATE	TOTAL
DEFENSE ENERGY SUPPORT CENTER (SP0600)	\$88,307,862
FA4613 90 CONS LGC (FA4613)	\$43,926,998
DEPT OF TRANS/FEDERAL HIGHWAY ADMIN (00070)	\$11,741,802
INTERMOUNTAIN REGION (12000)	\$9,280,993
FA8903 311 HSW PKV (FA8903)	\$7,520,733

TYPE OF PRODUCT OR SERVICE	SMALL BUSINESS	OTHER THAN SMALL BUSINESS	STATE LOCAL & TRIBAL GOV'T	NON-PROFIT JWOD & OTHER	TOTAL
CONSTRUCTION	\$40,902,939	\$7,977,323	\$51,044	\$24,451	\$48,955,758
RESEARCH AND DEVELOPMENT	\$3,480,467	\$1,640,237	\$24,988	\$505,203	\$5,650,895
SERVICES	\$45,140,298	\$23,977,390	\$4,394,812	\$6,161,254	\$79,673,755
SUPPLIES & EQUIPMENT	\$60,361,108	\$66,111,632	\$78,311	\$1,639,918	\$128,190,969

Appendix: Geographic Views

Federal Procurement by State Summary

This report displays five columns for each state with the U.S. and outlying areas: the total dollars obligated for each state, percent of total dollars obligated in each state as a percent of the total federal dollars reported, rank based on the total dollars obligated for each state and U.S. outlying areas, rank per capita for the previous fiscal year and the current rank per capita for each of the states.

The U.S. outlying areas include: American Samoa, Federated States of Micronesia, Guam, Marshall Islands, Northern Mariana Islands, Palau, Puerto Rico, U.S. Minor Outlying Islands, and the U.S. Virgin Islands

Rank Per Capita is calculated by dividing the total dollars obligated for a state by the population for that state. The population data for each state is taken from the latest available census data.

This report is limited to awards (Delivery/Task Order, Purchase Order, Definitive Contract, and BPA Call) in final status. NASA-specific awards such as Intragovernmental, Cooperative Agreement, Grant for Research, Funded Space Act Agreement, and Training Grant are not included in the report. Indefinite Delivery Vehicle Awards (IDVs) are not included in this report, but Delivery Orders and BPA Calls placed against IDVs are included.

Top 10 States by Procurement Dollars for Last 5 Fiscal Years

This report displays the total dollars obligated for each of the ten states with the highest number of procurement dollars for fiscal years 2002 to 2006.

This report is limited to awards (Delivery/Task Order, Purchase Order, Definitive Contract, and BPA Call) in final status. NASA-specific awards such as Intragovernmental, Cooperative Agreement, Grant for Research, Funded Space Act Agreement, and Training Grant are not included in the report. Indefinite Delivery Vehicle Awards (IDVs) are not included in this report, but Delivery Orders and BPA Calls placed against IDVs are included.

Federal Procurement Dollars by State

This sectioned report provides dollars obligated for the top five counties, top five departments and top five contracting offices for each state determined by dollars obligated during the fiscal year 2006. The report also displays the dollars obligated for selected Product and Service Code (PSC) categories.

Note: The rank per capita for last fiscal year stated in this report may differ from the rank listed in the previous fiscal year Federal Procurement Report. The rank per capita for last fiscal year for this report was calculated at the time report was produced.

Section 1

- Population - The current population of the state is being taken from the latest census data.
- Total Procurement by Place of Performance – Total Procurement with Place of Performance in the state.
- Per Capita Procurement - Total Procurement for the state divided by the population for the state.
- Rank Per Capita - Rank for each of the states based on the value for Per Capita Procurement.

- Last Year Rank per Capita - Rank for each of the states based total obligated dollars for the state last year divided by the population for the state.

Section 2

- The report displays the total obligated dollars for Department of Defense and Civilian Agencies separately for the top five counties performing in the state based on the reported Place of Performance. For each categorization, Department of Defense and Civilian Agency, the procurement dollars is divided based on:
 - Small Disadvantaged – Awards with Small Disadvantage Business or 8(a) certified companies minus award with both Small Disadvantage Business and 8(a) certified companies.
 - Other – Total dollars obligated minus total Small Disadvantaged Business.

Section 3

- Displays the top five Departments by dollars obligated for work performed in the state based on the reported Place of Performance.

Section 4

- Displays the top five Contracting Offices by dollars obligated for contracting offices located in the state.

Section 5

The report displays the total dollars obligated for each category. PSC Code Row Category Definitions:

- Construction (Product or Service Code begins with “Y” or “Z.”)
- Research and Development (Product or Service Code begins with “A.”)
- Supplies and Equipment (Product or Service Code starting with “E” or “1” through “9.”)
- Services (Product or Service Code starting with “B” through Product or service codes starting with “X” excluding Product or Service codes starting with “E”)
- Column Definitions:
 - *Small Business* (Awards whose Contracting Business Size Determination is “Small Business” which excludes Large Businesses, State Governments, Local Governments, Tribal Governments, Non-profit organizations, JWOD, Minority Institutions, and Educational Institutions).
 - *Other than Small Business* (Awards whose Contracting Business Size Determination is “Other than Small Business,” excluding State Governments, Local Governments, Tribal Governments, Non-profit organizations, JWOD, Minority Institutions, and Educational Institutions) This category is as close as FPDS comes to a “Large Business” category.
 - *State, Local & Tribal Government* (Awards to State Governments, Local Governments, or Tribal Governments).
 - *Non-Profit, JWOD & Other* (Awards to non-profit organizations, JWOD, Minority Institutions, and Educational Institutions).