



Organic Greenhouse Crop Production

Mary Peet



www.ces.ncsu.edu/greenhouse_veg

Don't panic - we're joining up



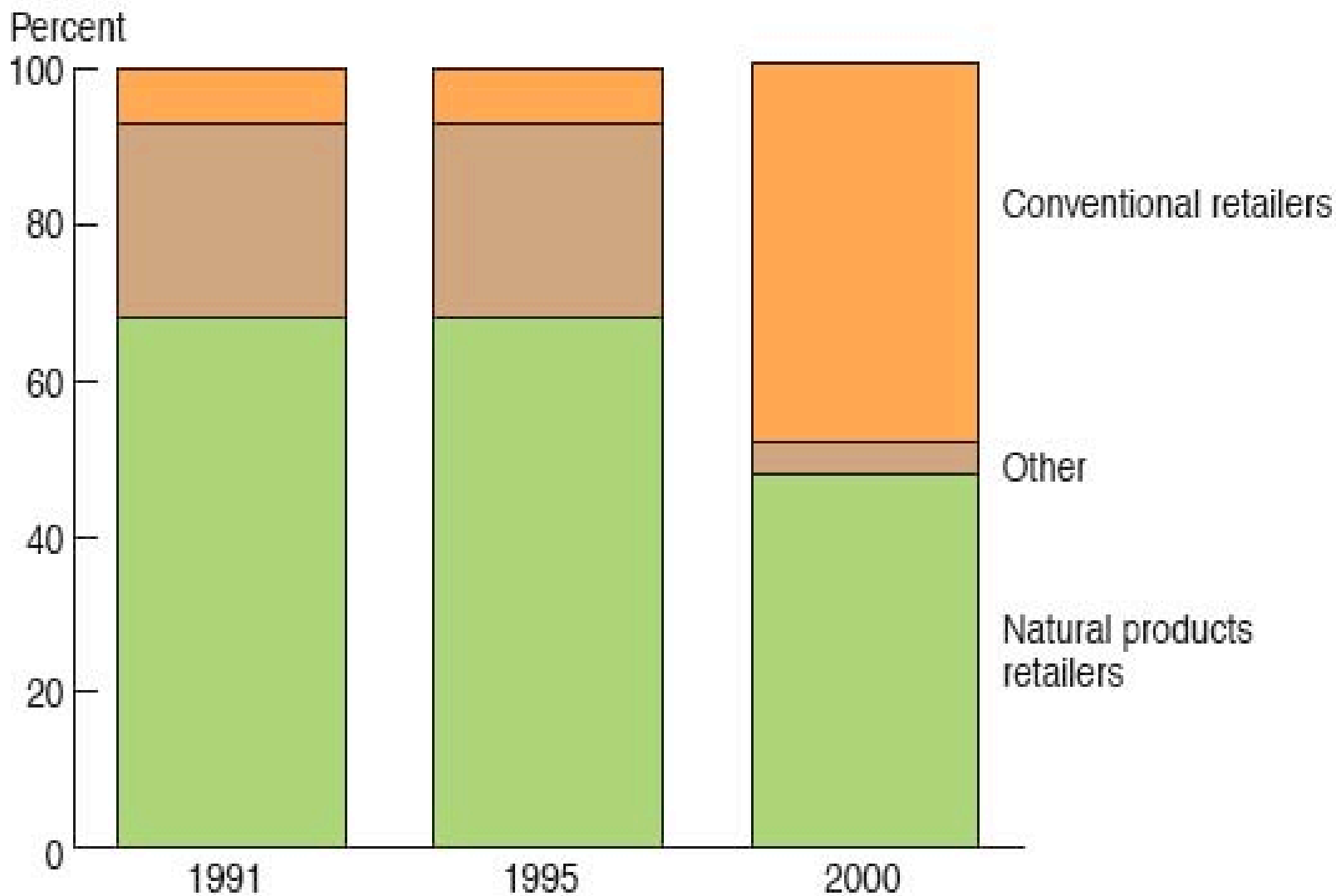
World Markets

Retail Sales of Organic Products, 2000



- **U.S. - \$7.8B** (15-20% expected growth - medium term)
 - 20-percent annual increase, 1990-2000*
- Germany - \$2.2-2.4B (10-15% expected growth)
- Japan - \$2.5B**
- Italy - \$1-1.1B (15-20% expected growth)
- U.K - \$1-1.1B (25-30% expected growth)
- France - 0.75-0.8B (15-20% expected growth)
- **SOURCE:** *International Trade Center UNCTAD/WTO and *Packaged Facts*
- ***Includes “green products”*

Figure 1 – Share of organic sales by venue

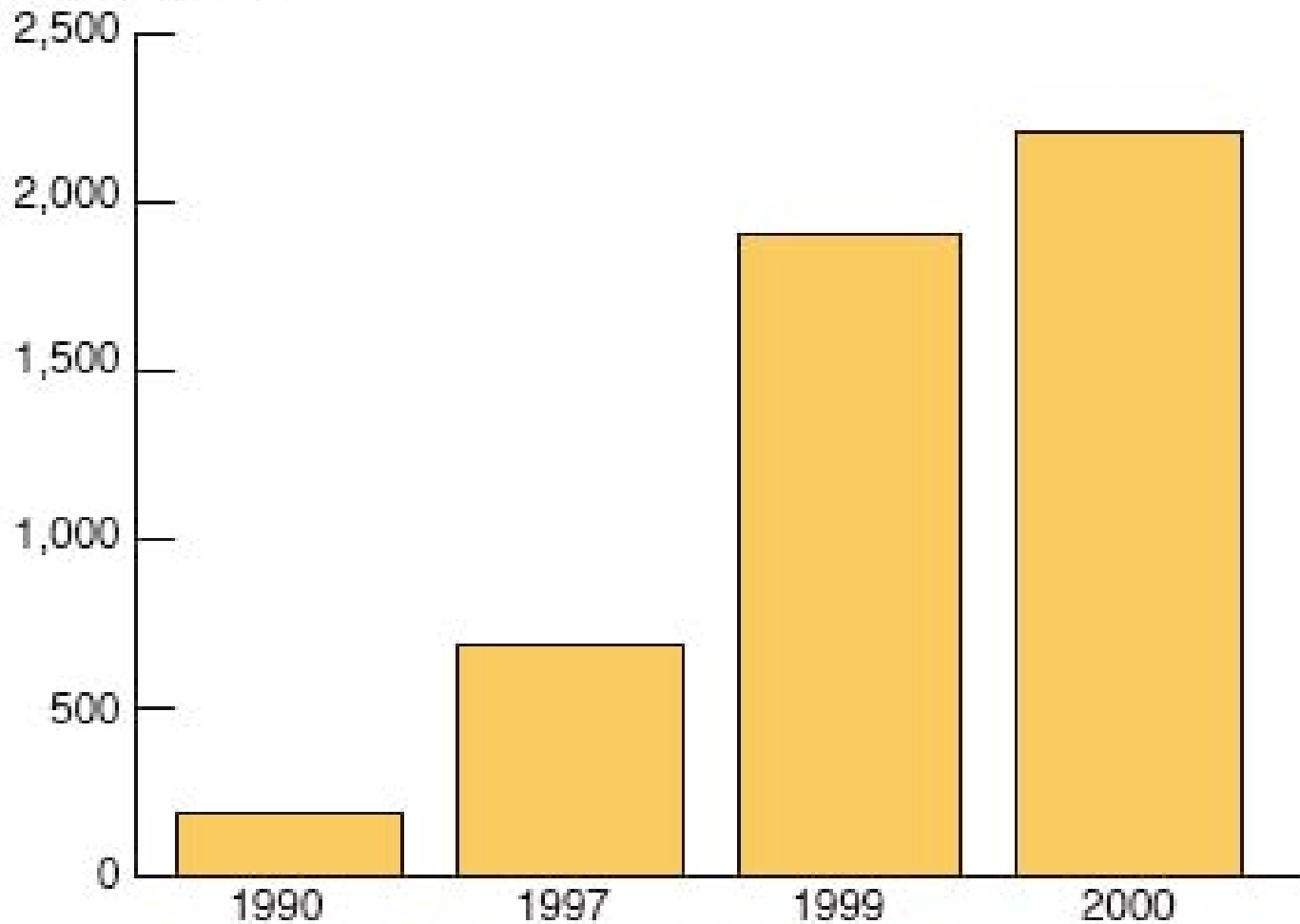


Notes: Other is direct sales and exports.

Source: *Natural Foods Merchandiser*, *Packaged Facts*.

**Figure 3—Sales of organic fruits and vegetables:
1990, 1997, 1999, and 2000**

Million dollars



Source: 1997 data, Food Industrial Management Program at Cornell University; 1999, 2000, *Nutrition Business Journal*.

Price Differentials are Possible!



Marketing Organics

Package differently from large commercial growers-
No shrink-wrap on these organic cucumbers and flower is still attached!



USDA Resources on Organic Farming & Marketing



Organic Farming & Marketing Briefing Room

www.ers.usda.gov/briefing/Organic/



Organic Perspectives Newsletter

www.fas.usda.gov/htp/organics/organics.html



National Organic Program

www.ams.usda.gov/nop/

Source:
Catharine
Greene,
USDA,
Economic
Research
Service.

Organic Certification in the U.S.

- Greenhouse standards available at:
<http://www.ams.usda.gov/nop/>
 - Soiless not prohibited.
 - No special standards for greenhouses
- Certification conducted by approved groups that have lists of allowed, restricted or prohibited materials.
 - See list of certifiers in handout
 - Some certifiers more open to soiless production
 - NOFA not very receptive

61 pages of The Rule!

Manual 2: USDA National Organic Program Standards

USDA NATIONAL ORGANIC PROGRAM STANDARDS

SUBPART A - TERMS

§ 205.1 Meaning of words For the purpose of the regulations in this subpart, words in the singular form shall be deemed to impart the plural and vice versa, as the case may demand.

§ 205.2 Terms defined

Accreditation. A determination made by the Secretary that authorizes a private, foreign, or State entity to conduct certification activities as a certifying agent under this part.

Act. The Organic Foods Production Act of 1990, as amended (7 U.S.C. 6501 et seq.).

Action level. The limit at or above which the Food and Drug Administration will take legal action against a product to remove it from the market. Action levels are based on unavoidability of the poisonous or deleterious substances and do not represent permissible levels of contamination where it is avoidable.

Administrator. The Administrator for the Agricultural Marketing Service, United States Department of Agriculture, or the representative to whom authority has been delegated to act in the stead of the Administrator.

Agricultural inputs. All substances or materials used in the production or handling of organic agricultural products.

Agricultural product. Any agricultural commodity or product, whether raw or processed, including any commodity or product derived from livestock, that is marketed in the United States for human or livestock consumption.

Allowed synthetic. A substance that is included on the National List of synthetic substances allowed for use in organic production or handling.

Agricultural Marketing Service (AMS). The Agricultural Marketing Service of the United States Department of Agriculture.

Animal drug. Any drug as defined in section 201 of the Federal Food, Drug, and Cosmetic Act, as amended (21 U.S.C. 321), that is intended for use in livestock, including any drug intended for use in livestock feed but not including such livestock feed.

Annual seedling. A plant grown from seed that will complete its life cycle or produce a harvestable yield within the same crop year or season in which it was planted.

Examples of Restrictions on Greenhouse Construction

General	Allowed	Restricted	Prohibited
Transition period may be required if taking over existing conventional greenhouse Whole house must be certified, but can have uncertified houses on same farm if product distinguishable	Proper ventilation required, but emergency use of portable heaters allowed	Pressure treated lumber only allowed on foundations and end walls (must be isolated from growing media and plants) Artificial light and shade	No asbestos, urea, or formaldehyde

Seeds, Containers, Substrates

General	Allowed	Restricted	Prohibited
Organic transplant production, Organic, untreated seed, no GMOs	Perlite, coir, sawdust, Peat allowed but compost preferred;	Fiber containers with no prohibited material (NOFA, FOG);	No synthetic fertilizers, fungicides, wetting agents, or sterilants in potting mix, rockwool,



Transplant Production


Soil blocks for
transplant
production



Commercial transplant mixes (left to
right):
coir, Fafard, Intervale, Premier, Sungro

Fertilization

Allowed	Restricted	Prohibited
<p>Compost (N, K, Micros); Citric acid for pH correction Colloidal soft rock and hard rock phosphate (P); Guano (P); Wood ash (K); Rock dusts [granite, feldspar, greensand] (K); Natural potassium sulfate (K); Limestone, gypsum, calcium oxide, (Ca); Dolomitic limestone, Kieserite (Mg); Kelp meal, liquid or powdered seaweed extract, rock powders (Micros); Commercial products on OMRI list</p>	<p>Sodium Nitrate (N); Fish emulsion (N, P); Bone Meal (N, P); Calcium Chloride (Ca); Epsom salts (Mg); Chelate, acid treated sulfate, or oxide materials (Micros)</p>	<p>Synthetic Sources; Muriate of potash; Quick lime, or hydrated lime</p>



Good Source of Organic Fertilizers:

Peaceful Valley Farm Supply

<http://www.groworganic.com>



Peaceful Valley Farm Supply: Tools & Supplies
For Serious Organic Gardeners & Farmers Since
1976

Welcome to www.groworganic.com.

Here you can:

- request our free [catalog](#)
- find [links](#) to related web sites
- read [news](#) on current events related to organic agriculture
- participate in a live gardening [forum](#)
- get detailed information about our extensive product line
- use our friendly and secure [on-line ordering](#) shopping cart

Expect great customer service:

- in-stock items shipped within 1 to 2 business days (see [Shipping](#))
- lowest price guarantee (see [Order with Confidence](#))
- deep discounts on volume purchases
- 30-day hassle-free [return](#) policy
- total [privacy](#)
- Secure Server technology to protect your personal and credit card information
- your own [Profile](#) so you don't have to enter your information every time you order or visit

Everything you need, over 2350 items shipped nationwide:

- the best selection of organic [fertilizers](#) (click here to download our [Fertilizer Solution Chart](#)).
- all [weed & pest controls](#), including beneficial insects (click here to download our [Pest Management Solution Chart](#)).

YES, WE ARE DOING IT AGAIN!!! Order now on for each order you place over \$50 (excluding & shipping charges), receive two (2) FREE Renee's Garden seed packs of your choice (a \$4.78 value) each order over \$100, receive six (6) FREE Renee's Garden seed packs (a \$14.34 value). For each order over \$200, receive sixteen (16) FREE Renee's Garden seed packs (a \$38.24 value). That's almost 10% off any order over \$50 and close to 20% off any order over \$200. Renee's Garden has more than 160 varieties of vegetable, herb & flower seeds to choose from. A nice way to start the Spring 2002 planting season. Offer valid through 8/31/2002 while supplies last.

Our 2002 MAIN CATALOG will be available in February. If you want a hard copy, simply ask for one while placing your order (you will be asked if you want one during the checkout process). If you prefer to browse through our catalog first before ordering, click on the "request our free catalog" link (in blue text in the paragraph to the left) to either download our 2001 catalog as pdf files or request (for later delivery) a copy of the upcoming new catalog.

[Enter Forum](#)





FERTILIZER SOLUTIONS CHART

	** Nitrogen Source - at least 4%	** Phosphorus Source - at least 3%	** Potassium Source - at least 3%	Solution Grade / Injectable	Foliar / Sprayable	Significant Magnesium	Significant Sulfur	Significant Calcium	Contains multiple-trace minerals	Corrects specific mineral deficiencies	Pelleted or Granulated	* Fast Release = Immediate to 1 month	* Mid release = 1 to 4 months	* Long term release = 4+ months	For correcting low pH	For correcting high pH	Contains significant amounts of humic or humic acids	Used where nematodes are a problem	Contributes to microbial activity
Alfalfa Meal																			
Azomite								•					•						•
Bat Guano - High N	•		•	•							•								•
Blood Meal	•							•					•						
Bone Meal		•					•						•						
Brix Mix				•	•			•			•								
4-4-2	•	•								•			•						•
6-6-6	•	•	•							•			•						•
7-1-7	•		•				•			•			•						•
8-5-1	•	•								•			•						•
7-7-2 BioGro Fish Pellets	•	•						•		•			•						
9-3-5 BioGro Fish Pellets	•	•	•					•		•			•						
Calcium 25				•		•		•			•								
Chicken Manure - Composted		•						•					•			•			•
Compost - New Era, Grover's, Cranford's			•					•					•	•	•	•	•	•	•
Corn Gluten Meal	•												•						
Cottonseed Meal	•												•						
Feather Meal	•												•						

Pest Control


Allowed	Restricted	Prohibited
<p>Insect Traps; Insect Barriers; Hand, Mechanical, or Hydraulic Removal; Biological Controls; Alcohol to disinfect benches, pots, tools Steam sterilization, hot water seed treatment, low temperature baking Resistant cultivars; Roguing or destroying infected plants; Herbal sprays</p>	<p>Oil Sprays; Insecticidal Soaps; non-GMO types of BT; kaolin, Surround, Spintor, Cinnamite Copper; Sulfur; Approved Non-synthetic Fungicides; Bleach, hydrogen peroxide, quaternary ammonium salts and oxalic acid for disinfection, probably UV and ozone disinfection systems</p>	<p>Synthetic Pesticides, Fungicides, and Nematicides</p>



Water-based Organic Production Systems-

NFT, pipe systems or float trays

- Least common type
- Unstable
- Most complicated and expensive
- Allowed in NOP, but may not be accepted by particular certification programs e.g. Northeastern Organic Farming Association



ValleyFresh,
Colorado, gravel in
pots

Typical Problems using Organic Fertilizers in Hydroponic Systems

- Lack of sterility in system
 - Diseases
 - Clogging from algae and other free-living organisms
- Deciding when to replace recirculating water
 - Relationship of EC (salt readings) to available plant nutrients
- Local, affordable sources of organically certified mixes and fertilizers
- Balancing fertilizers



Soil-based Organic Production



- Most common and widely accepted
- Add composts and dry organic fertilizers to soil
- Yields generally 20-25 lbs/plant or less
- Use root grafting to compensate for nematodes and root diseases
- May use cover crops or some rotation

Quebec & New England Grower Groups

10 acres in
Vermont



Ferme Pleine
Terre,
Saint-Joseph-
de-Beauce,
Quebec, Prop.
Serge Lessard
& Sylvie
Lambert



California & Florida




John van Diepen,
Felton, Ca.



Issues before starting commercial organic crop

- Is certification necessary to sell to your market?
- Can't use word 'organic' after October 2002 without certification unless gross under \$5,000
- Is certifying agency receptive?
- Will the market pay a premium?
- Is your philosophy compatible?
 - How do you feel about jumping through a lot of hoops?



Our Approach to Organic Hydroponics:

- Soilless media with higher water and nutrient retention than perlite and rockwool (peat, pinebark, coir) with added compost
- Organically certifiable media ingredients & fertilizers
- Biocontrols for pests
- For description, see www.ces.ncsu.edu/greenhouse_veg/



Substrate:

- Fafard special blend of 4-P to omit wetting agents, nutrient charge and micronutrients (85% by volume)
- 15% by volume Vermicycle (worm compost: 1.8-1.6-0.3)
- 1.5 lbs/cubic yard each of:
 - Blood meal
 - Bone meal
 - Potassium sulfate
- OMRI-approved wetting agent “Natural Wet” at 2 tablespoons/gal
- 0.5 lbs/cubic yard sulfur
- For other suggested potting mixes, visit www.attra.org website.



Appropriate Technology
Transfer for Rural Areas

Main Study



■ Three growing seasons

<u>Season</u>	<u>Transplant Date</u>
Fall 1998 (F98)	August 27, 1998
Spring 1999 (S99)	January 14, 1999
Fall 1999 (F99)	November 4, 1999

Organic Growing Media (F98)

OM = Substrates + Amendments

OM1	85% P/PB	6.0 kg·m ⁻³ dolomite
	15% worm compost	1.5 kg·m ⁻³ blood meal
	wetting agent	1.5 kg·m ⁻³ bone meal
OM2	63% coconut coir	1.5 kg·m ⁻³ K ₂ SO ₄
	22% pine bark	
	15% worm compost	

Organic Growing Media (S99)

OM = Substrates + Amendments

OM3	85% P/PB	1.79 kg·m ⁻³	dolomite
	15% worm compost	0.89 kg·m ⁻³	blood meal
	wetting agent	0.89 kg·m ⁻³	bone meal
<hr/>			
OM4	63% coconut coir	0.89 kg·m ⁻³	K ₂ SO ₄
	22% pine bark		
	15% worm compost		

Organic Growing Media (F99)

OM = Substrates + Amendments

OM5	85% P/PB	0.30 kg·m ⁻³ sulfur
	15% worm compost	0.89 kg·m ⁻³ blood meal
	wetting agent	0.89 kg·m ⁻³ bone meal
OM6	100% P/PB	0.89 kg·m ⁻³ K ₂ SO ₄
	wetting agent	


Organic Fertilizers

■ Earth Juice® (EJ)

- "Grow" (2-1-1)
- "Bloom" (0-3-1)
- "Catalyst" (0.03-0.01-0.1)
- "Micro-Burst" (supplies Mg, B, Cu, Fe, Mn, Zn)
- "Meta-K" (0-0-10)

■ Magna Gro® (MG)

- "Hydroponic Base Mix (HBM)" (2-3-6)
- "19% N" (19-0-0)
- "K-9" (0-0-9)



Fertilization-



- **Magna Gro** brand fertilizer consists of:
 - Hydroponic Base Mix - analysis 2-3-6
 - ingredients: poultry compost tea, pasteurized blood meal, calcium phosphate, and seaweed. This also contains trace minerals with fermented molasses in the form of $Zn SO_4$, $Mg SO_4$, and $Fe SO_4$.
 - 19%N from poultry compost tea and pasteurized blood meal
 - K-9 - 9% K_2O from seaweed
 - Organic forms of trace minerals supplied as 6% B, 6% Fe, 6% Mg, and 6% Ca added, as needed based on tissue analysis.
- For exact recipe, consult [www.ces.ncsu.edu/greenhouse veg/](http://www.ces.ncsu.edu/greenhouse_veg/)
- For other fertilizer sources, consult www.attra.org website

Earth Juice brand fertilizer consists of 5 separate formulations:(N-P-K)

- 'Grow' (2-0.44-0.83): bat guano, Norwegian sea kelp, natural sulfate of potash, feather meal, oat bran, blood meal and steamed bone meal
- 'Bloom' (0-1.3-0.83): bat guano, Chilean sea bird guano, Norwegian sea kelp, natural sulfate of potash, steamed bone meal, oat bran and rock phosphate
- 'Catalyst' (0.03-0.0044-0.083): oat bran, kelp, wheat malt, molasses, yeast
- 'Micro-burst'(5% Mg, 0.02% B, 0.05% Cu, 0.2% FE, 0.1% Mn and 0.15% Zn): kelp meal, magnesium sulfate, borax, copper sulfate, iron sulfate, manganese sulfate, and zinc sulfate.
- 'Meta-K'(10%K): from seaweed

Conventional System



■ Substrate:

- 50% Southland SI-1®
 - | peat moss
 - | perlite
 - | vermiculite
 - | starter nutrient charge
- 50% composted pine bark

■ Fertilizer:

- Chem-Gro® from HydroGardens

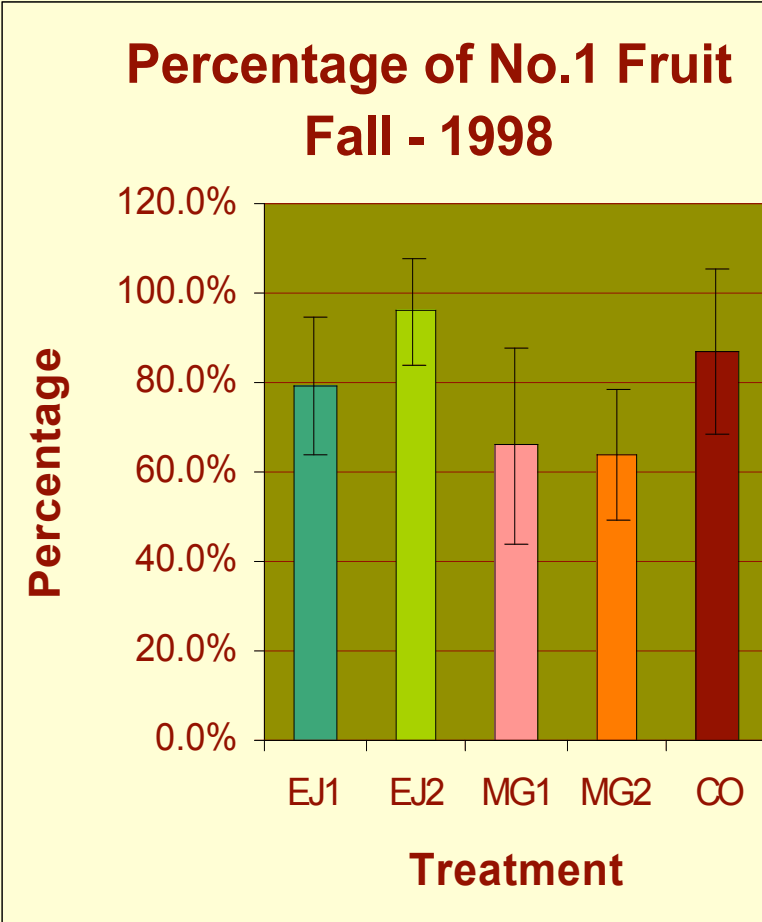
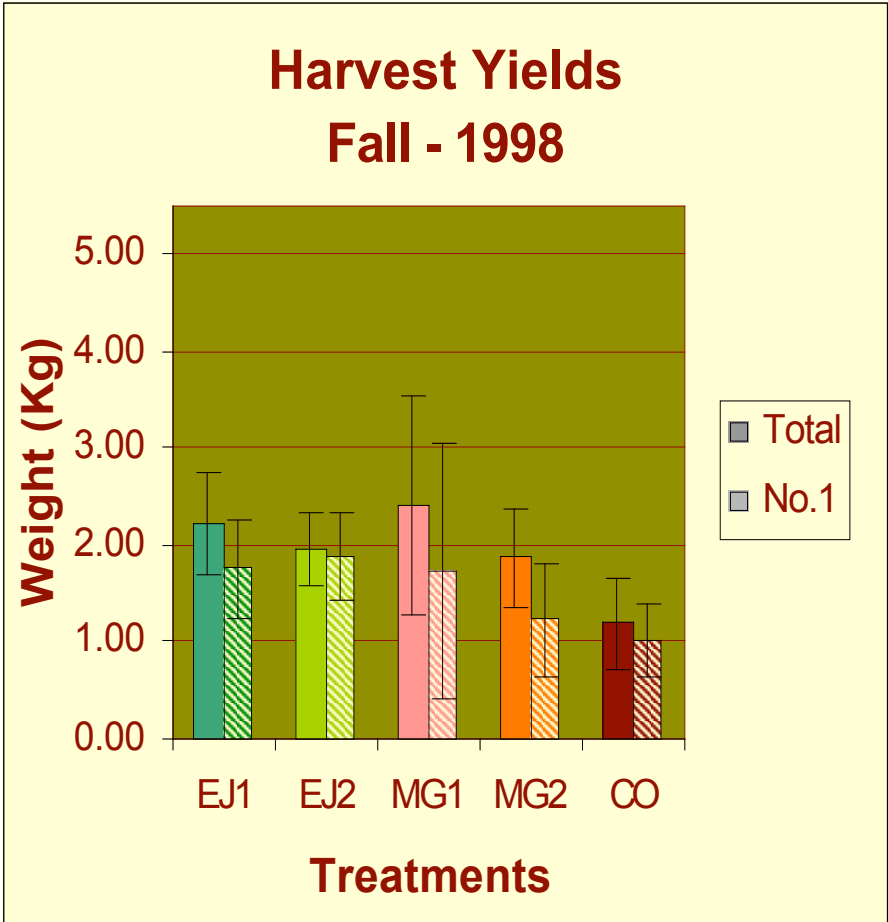
Fertilizers



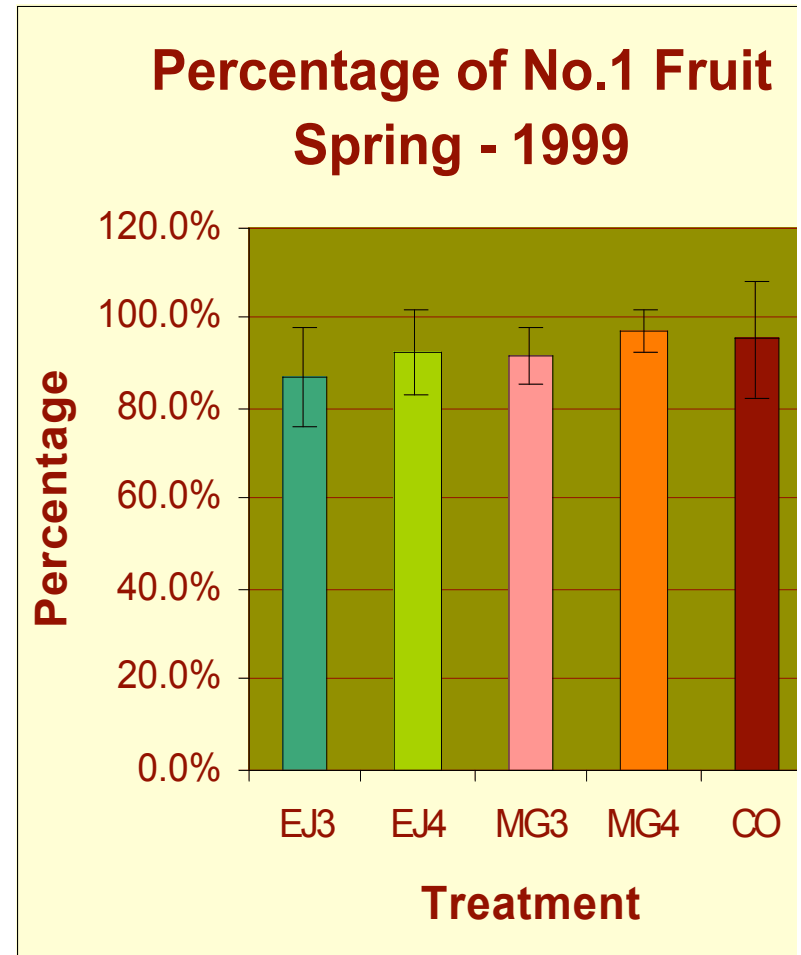
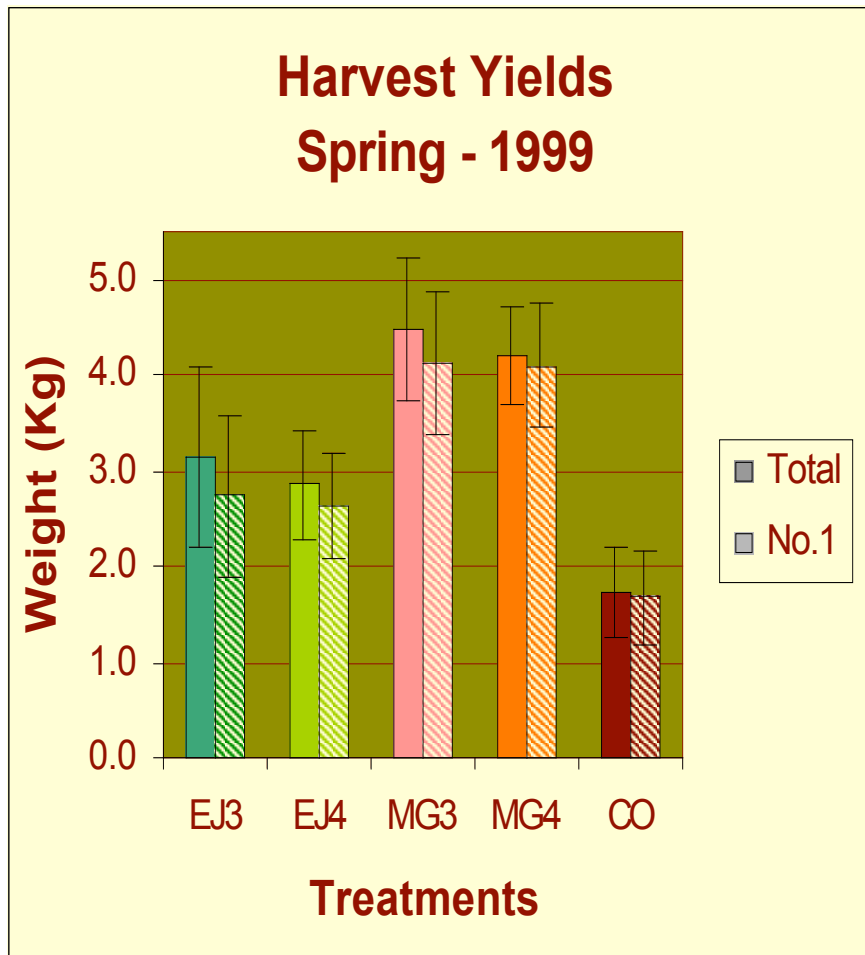
- All fertilizers formulated to provide:

	<u>ppm N</u>	<u>ppm P</u>	<u>ppm K</u>
Stage 1:	90	45	195
Stage 2:	125	45	195
Stage 3:	165	45	310

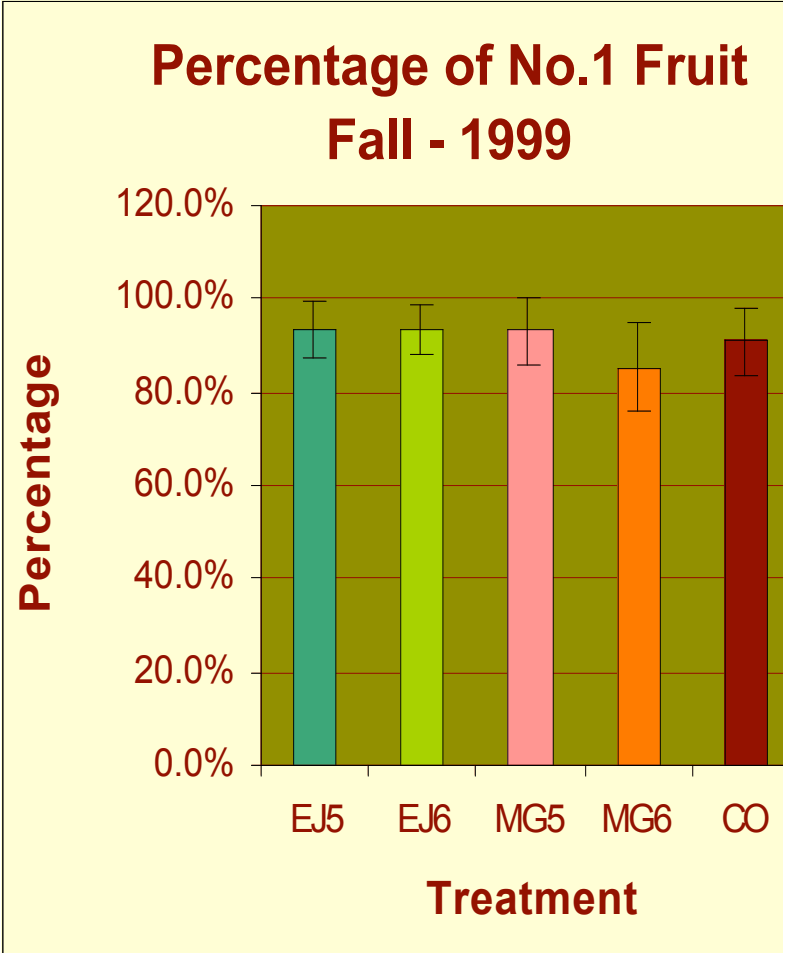
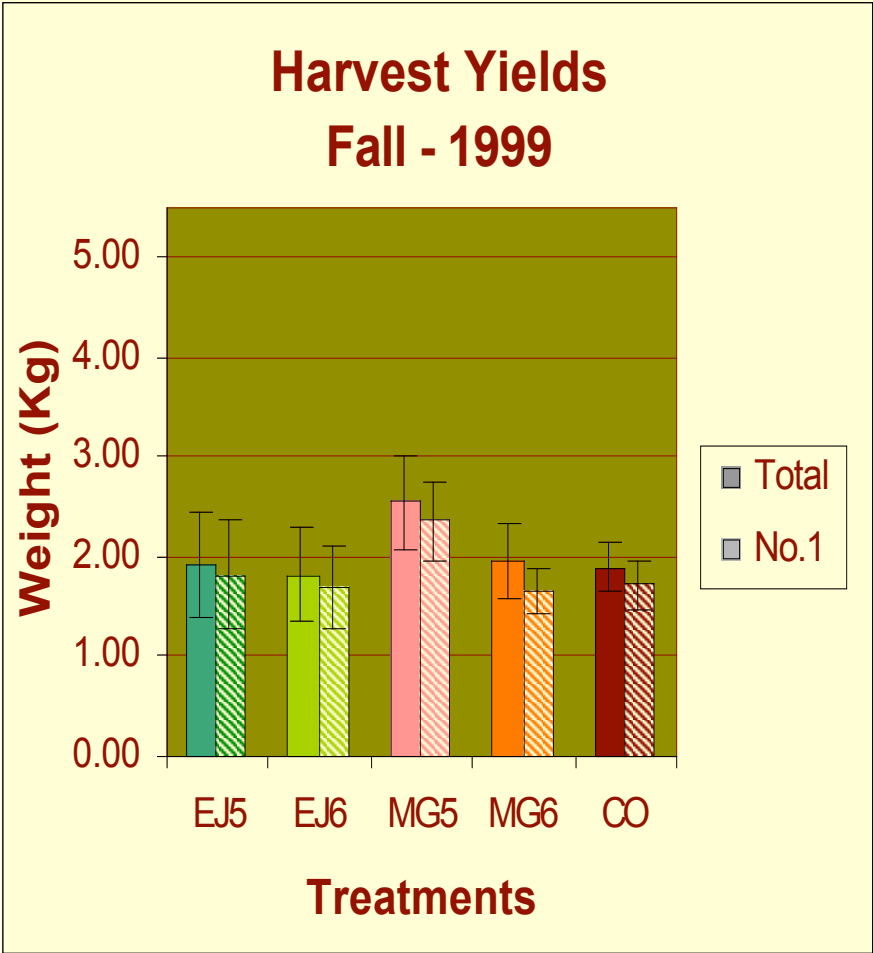
Harvest Yields - F98



Harvest Yields - S99



Harvest Yields - F99



Harvest Yields



- No significant OR fertilizer effects on
 - total yields ($p=0.2668$)
 - yield of No. 1 fruit ($p=0.4847$)
- Yields were comparable among all treatments

Observations



■ Substrates

- coconut coir produced highest percentage of No.1 fruit
- peat with compost produced higher yields with MG than peat without compost (F99)
- The addition of compost made little difference with EJ (F99)

New Materials Available, But Untested in First Study

■ Soluble Fertilizers

- Natural Organic Grow 3-3-0.3 from Jedwards International (organic fish hydrolysate, Organic GEM, OMRI certified)
- Harmony Farms Omega 6-6-6 (certification status unknown)

■ Potting soils

- McEnroe Organics
- Southland Organic Mix (10% chicken litter compost)
- SunGro has a number of organic mixes

- Others: select the database on Organic Amendments at www.ncsu.edu/organic_farming_systems/, search on www.attra.org, or Peaceful Valley Farm Supply [http://www.groworganic.com/ list of fertilizers](http://www.groworganic.com/list_of_fertilizers)

Method of addition

- Injected into lines during daily waterings (flush on weekends)
- Fertilizers agitated by aquarium pumps
- Filtered to remove some, but not all solids
- Pump adjusted to low dilution rate (1:20)
- Drain to waste system



Recommendations for Organic Fertilization of Soilless Media (peat/pinebark):

- Constant provision of fertilizers at levels comparable to conventional mix (receptes on website & in newsletter)
- pH and salts adjustment to prevent burning
- Precautions with drip injection:
 - Low dilution rates (1:50 or 1:20)
 - Agitate with pump to prevent settling
 - Weekly water flush
 - Emitters which resist clogging
 - Need some filtration, but nutrients not completely soluble
- Processed fertilizers rather than fishmeal (too smelly!)



Unresolved issues in organic fertilization in our system:



- Is flavor and quality different?
- How do you reduce pH and salts?
- Would our recommendations also work on inert substrates such as perlite and sawdust with low CEC and in recirculating systems?
- How do you increase potassium and calcium?
- Are there more affordable alternatives?
- Will animal waste products work and be allowed?

Overall conclusions from study:

- The basics are still important (like good transplants!)
 - transplant mixes can be shipped in or made on site.
 - Much 'hype' on biocontrols, biorationals, organic fertilizers--but little data
 - New products are emerging rapidly
- With proper management and experience, system differences will not be great



Follow-up Study: Spring 2001



- Funded by Organic Farming Research Foundation
- Three organic fertilizers, including 2 commercial mixes and a N-P-K balanced 'in-house blend', were compared to a conventional fertilizer for production of greenhouse tomatoes in containers.
- All fertilizers were applied to a peat/perlite substrate using a drip irrigation system.
 - No compost was added.
 - Some lime addition-less than in previous study

Table 1. Fertilizer rates and formulas for organic and conventional fertilizers. For all fertilizers, N levels were matched at each stage of growth to ppm N in conventional fertilizer formula. Other nutrients were not match in the OM and NOG mixes, but N-P-K were matched in the NCS formulation using a combination of blood meal, Micro Phos and Maxicrop. Some additional nutrient were provided by Maxicrop, as describe the footnotes.

Conventional N-P-K rates for each growth stage^z		
Stage 1	Stage 2	Stage 3
90 ppm N	125 ppm N	165 ppm N
45 ppm P	45 ppm P	45 ppm P
195 ppm K K:N 2.2	195 ppm K K:N 1.56	310 ppm K K:N 1.89

Fertilizer Formulas			
Fertilizer	Stage 1	Stage 2	Stage 3
Omega (OM)^y	9.99 fl. oz. (299.7 mL)	13.88 fl. oz. (416.3 mL)	18.32 fl. oz. (549.6 mL)
Natural Organic-Grow (NOG)^x	27.97 fl. oz. (839.0 mL)	38.85 fl. oz. (1165.4 mL)	51.63 fl. oz. (1540.8 mL)
NCSU Blend (NCS)^{w, v}	1.34 oz. (38.0 g) Blood Meal	2.00 oz. (56.9 g) Blood Meal	2.55 oz. (72.3 g) Blood Meal
	13.33 oz. (377.8 g) Micro Phos	13.33 oz. (377.8 g) Micro Phos	13.16 oz. (373.1 g) Micro Phos
	5.19 oz. (147.3 g) Maxicrop	5.19 oz. (147.3 g) Maxicrop	8.25 oz. (234.1 g) Maxicrop

^z Stage 1: the period from transplanting to the first fruit set; Stage 2: the period of fruit set from first through sixth clusters; Stage 3: the period from fruit set on the sixth cluster until the end of the crop. Levels based on Carpenter (1982).

^y Omega (OM). Analysis: 6-6-6 (6N-2.64P-4.98K). For 1 gallon (3.79 L) of stock injected at a rate of 50:1. K:N ratio 0.83.

^x Natural Organic-Grow (NOG). Analysis: 3-2-0.3 (3N-0.88P-0.25K). For 1 gallon (3.79 L) of stock injected at a rate of 70:1. K:N ratio 0.083.

^w NCSU Blend (NCS) is comprised of three products: Blood Meal – Analysis: 14-0-0 (14N-0P-0K); Micro Phos – Analysis: 0-2-0 (0N-0.88P-0K); and Maxicrop – Analysis: 1-0.11-12 (1N-0.05P-10K). Additional nutrients in Maxicrop: 12,000 ppm Ca; 8,000 ppm Mg; 37,000 ppm S; 80 ppm B; 5 ppm copper; 1200 ppm Fe; 12 ppm Mn; 100 ppm Zn. Formulated for 1 gallon (3.79 L) of stock injected at a rate of 20:1. K:N ratios similar to those in conventional mix.

^v Since blood meal is insoluble, the nitrogen was extracted by soaking overnight the amount required in 1 gal. (3.79 L) of hot water to which 1 oz. (28.3 g) of citric acid was added. The supernatant was then strained into the stock tank and the remaining ingredients were added.

Table 2. Nutrient content of tomato leaves analyzed by The NCDA. Each sample consisted of the fifth leaf from the apex of each plant in each treatment.

Nutrient/ Adequate range ^y	Unit	Date	Fertilizer			
			Omega	Natural Organic-Grow	NCSU	Conventional
N 3.5-5%	%	27-Feb	6.47 a ^z	5.44 a	5.72 a	5.84 a
		23-Mar	5.10 a	3.48 b	2.46 c	3.18 b
P 0.3-.65%	%	27-Feb	1.11 a	1.08 a	0.92 b	1.03 a
		23-Mar	0.72 b	0.83 a	0.68 b, c	0.59 c
K 3.5-4.5%	%	27-Feb	3.41 a, b	3.63 a	2.93 b	3.10 a, b
		23-Mar	3.87 a	2.50 b	4.25 a	4.09 a
Ca 1-3%	%	27-Feb	0.78 a	0.86 a	1.00 a	0.94 a
		23-Mar	0.38 b	1.06 a	1.17 a	1.09 a
Mg 0.35-1%	%	27-Feb	0.56 b	0.63 a	0.60 a, b	0.61 a, b
		23-Mar	0.31 c	0.57 a	0.61 a	0.50 b
S 0.2-1%	%	27-Feb	0.79 b	0.91 a, b	0.94 a	0.85 a, b
		23-Mar	0.40 b	0.53 b	0.89 a	0.78 a
Na	%	27-Feb	0.06 a	0.06 a	0.06 a	0.05 a
		23-Mar	0.10 b	0.20 a	0.22 a	0.07 b
Fe 50-300 ppm	ppm	27-Feb	101.65 b	99.20 b	93.00 b	121.33 a
		23-Mar	94.80 a	53.57 c	51.32 c	77.43 b
Mn 25-200ppm	ppm	27-Feb	116.17 a	121.30 a	125.00 a	122.17 a
		23-Mar	83.42 c	160.00 b	199.17 a	138.00 b
Zn 18-80 ppm	ppm	27-Feb	61.27 a	61.72 a	55.40 a, b	49.35 b
		23-Mar	50.90 a	19.22 b	19.05 b	16.15 b
Cu 5-35 ppm	ppm	27-Feb	8.95 b	10.72 a, b	9.17 b	12.57 a
		23-Mar	10.25 b	8.28 c	7.87 c	14.00 a
B 30-75 ppm	ppm	27-Feb	70.17 b	77.12 a, b	85.75 a	69.42 b
		23-Mar	50.48 c	83.17 b	100.80 a	77.67 b

^yReference sufficiency ranges for greenhouse tomatoes. In sufficiency ranges for plant analysis (Campbel

^z Different letters denote significant differences (alpha=0.05) among treatments.

Table 3. Substrate pH, cation exchange capacity and nutrient content. Soil cores from four gro-bags of each treatment were combined for each analytical sample.

Soil Property or Nutrient	Type of Unit	Date	Fertilizer			
			Omega	Natural Organic-Grow	NCSU	Conventional
pH		27-Feb	5.53 a, b ^y	5.43 b	5.63 a	5.10 c
		23-Mar	5.53 a	5.37 a	5.57 a	5.33 a
		25-May	5.20 b	5.13 b	6.10 a	5.00 b
Cation Exchange Capacity (CEC)		27-Feb	7.13 b	6.90 b	7.30 b	8.07 a
		23-Mar	8.67 b	8.37 b	8.93 a, b	9.93 a
		25-May	6.43 b	7.60 a, b	7.43 a, b	8.83 a
Nitrate-N (NO ₃)		27-Feb	9.00 b	3.67 b	8.00 b	25.67 a
		23-Mar	18.67 a	2.00 a	2.67 a	4.00 a
		25-May	16.33 a	3.33 b	2.33 b	2.00 b
Phosphorous (P)	Index ^z	27-Feb	16.00 a	16.67 a	12.00 a	16.33 a
		23-Mar	22.67 a	21.00 a, b	19.67 a, b	15.33 b
		25-May	18.00 b, c	30.00 a	26.00 a, b	9.33 c
Potassium (K)	Index	27-Feb	62.67 a	35.00 c	48.67 b	55.00 a, b
		23-Mar	61.00 a	8.33 b	52.67 a, b	31.67 a, b
		25-May	80.67 a	13.33 b	79.67 a, b	19.00 b
Calcium (Ca)	%	27-Feb	35.33 a	35.67 a	36.33 a	36.33 a
		23-Mar	33.00 b	32.33 b	34.33 b	41.00 a
		25-May	31.67 b	33.33 a, b	42.67 a	42.00 a
Magnesium (Mg)	%	27-Feb	27.33 a	27.33 a	25.67 a	25.33 a
		23-Mar	23.67 a	26.00 a	23.33 a	23.00 a
		25-May	13.67 c	21.33 b	24.67 a	20.00 b
Sulfur (S)	Index	27-Feb	23.00 b	36.67 b	27.00 b	113.00 a
		23-Mar	18.67 b	25.33 b	44.67 a	29.67 b
		25-May	27.67 b	32.67 b	74.33 a	91.67 a
Manganese (Mn)	Index	27-Feb	24.67 b	26.33 b	26.00 b	34.67 a
		23-Mar	25.67 b	27.33 b	25.00 b	40.33 a
		25-May	18.67 a	24.67 a	20.00 a	25.00 a
Zinc (Zn)	Index	27-Feb	87.33 a	86.67 a	77.67 a	79.67 a
		23-Mar	102.67 a	98.67 a	81.67 a	83.33 a
		25-May	91.67 a	87.67 a	90.33 a	81.33 a
Copper (Cu)	Index	27-Feb	15.00 a	15.67 a	16.00 a	14.33 a
		23-Mar	29.33 a	17.00 b	17.33 b	28.00 a
		25-May	23.67 a	15.67 a	16.00 a	18.00 a
Sodium (Na)	%	27-Feb	0.20 b	0.20 b	0.27 a	0.20 b
		23-Mar	0.33 b	0.33 b	0.67 a	0.27 b
		25-May	0.40 c	0.37 c	1.07 a	0.50 b

^z Different letters denote significant differences (alpha=0.05) among treatments.

^z NCDA index based on soil test index: 0-10 very low; 11-25 low; 26-50 medium; 51-100 high; >100 very high.

Table 4. Weight per cluster (g) of total and marketable (No. 1) tomato fruit harvested per plant using 3 organic fertilizers and a conventional fertilizer.

Harvest Yields - Tomatoes				
Spring - 2001				
By Cluster				
Treatment	Average Wt. (g) / Plant			
	Cluster 1		Cluster 2	
	All Fruit	No. 1 Fruit	All Fruit	No. 1 Fruit
OM ^z	742.59	505.46	559.78	212.55
NOG	884.19	670.94	610.49	558.67
NCS	766.38	708.79	476.03	396.43
CV	1300.93	1011.47	932.42	837.53

^z OM = Omega; NOG = Natural Organic Grow; NCS = North Carolina State Formula; CV = Conventional

Tomato Yields

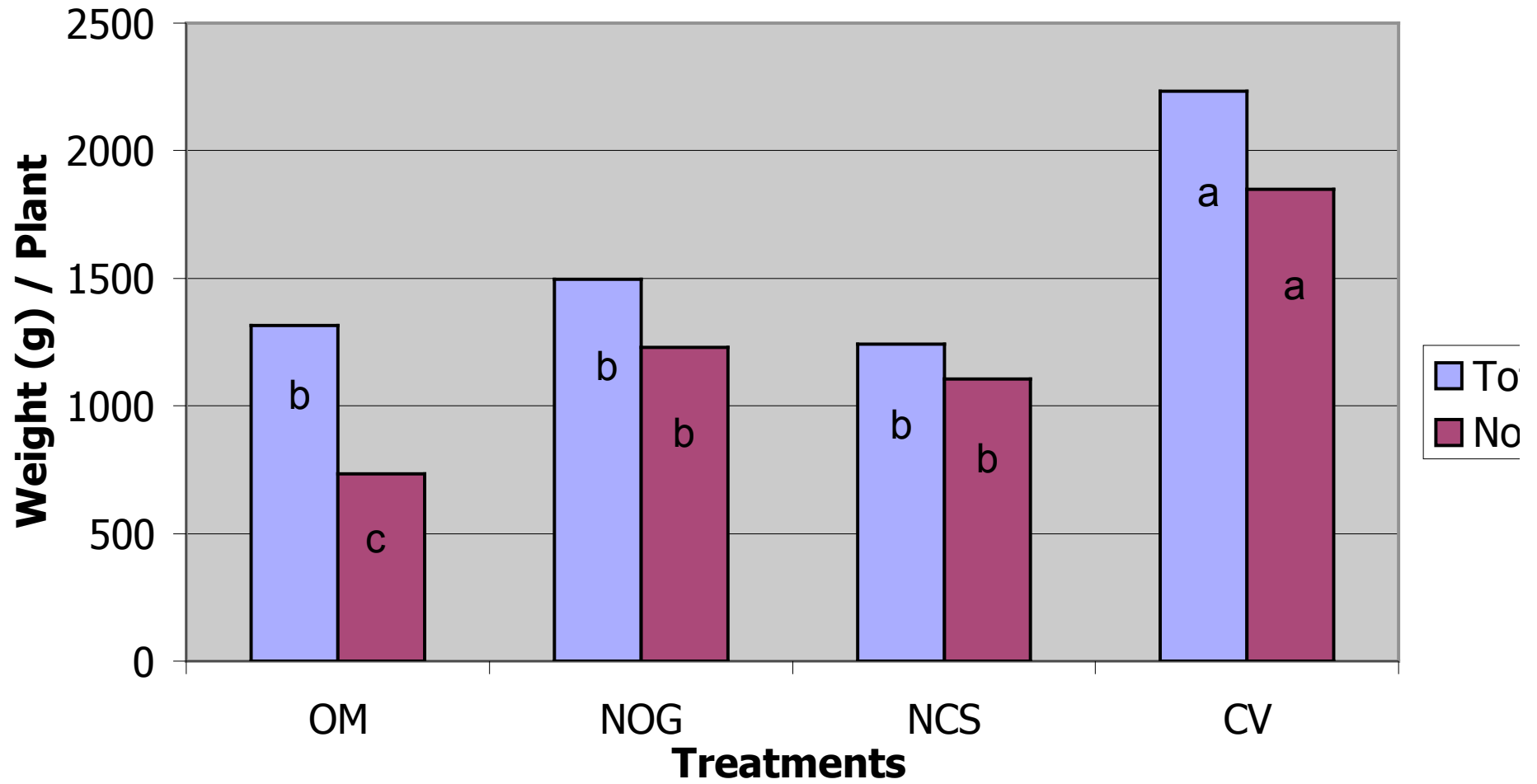


Figure 3. Total and No. 1 tomato yields. Letters designate significance of treatment differences.

Results of Follow-up Study

- There were no differences between any of the treatments in the rate of plant development over the course of this experiment, but by the end of the experiment, plant vigor was excessive in one organic fertilizer treatment (6-6-6) and low in another (NOG).
- Two of the three organic fertilizers tested had a similar percentage of marketable fruit to the conventional fertilizer, but all had significantly lower yields than the conventional fertilizer.
- Our ‘in-house blend’, which most closely resembled the conventional fertilizer in N-P-K, had comparable vigor to conventionally grown plants and good pH and CEC characteristics. The nitrogen source (bloodmeal) had the disadvantage of being difficult to keep in solution, however, and lower yields compared to conventional may have been a result of initial difficulties in getting N into solution and associated emitter clogging.
- Substrate pH levels were lower than in our previous study (Miles, 2000), in which above-optimal pH levels were experienced in an organically fertilized substrate containing 15% vermicompost. This demonstrates the difficulty of predicting pH in organically fertilized container-grown plants.

Future Work



- Better prediction of fertilizer & substrate pH & EC
- Better N source for NCS blend
- Combination of low-K material (NOG) with K supplement
- Explore microbiology and mineralization rates

Conventional System

- Substrate:
 - 50% Southland SI-1®
 - peat moss
 - perlite
 - vermiculite
 - starter nutrient charge
 - 50% composted pine bark
- Fertilizer:
 - Chem-Gro® from HydroGardens



Problems with Commercial Implementation

- Cost of fertilizers
- Convenience of mixing
- Local availability and lack of current certification (Magna-Gro)
- pH and salts too high
- Level of pH and salts varied throughout experiment



Follow-up Study: Spring 2001



- Three organic fertilizers
 - 2 commercial mixes (6-6-6 and 3-3-0.3)
 - N-P-K balanced 'in-house blend'
 - Bloodmeal (14-0-0)
 - Micro-phos (0-2-0)
 - Magna-Gro (1-0.1-12)
- All fertilizers were applied to a peat/perlite substrate using a drip irrigation system.
 - No compost added
 - Some lime addition-less than in previous study to reduce high pH problems

Objectives



- Separate out substrate and organic fertilizer pH and EC characteristics by utilizing the same substrate in conventional and organic treatments.
 - Omitted 15% vermicompost addition
 - Lowered lime addition to reduce pH
- Try to streamline organic fertilizer additions
 - Matched on the basis of N only rather than NPK

Table 1. Fertilizer rates and formulas for organic and conventional fertilizers. For all fertilizers, N levels were matched at each stage of growth to ppm N in conventional fertilizer formula. Other nutrients were not match in the OM and NOG mixes, but N-P-K were matched in the NCS formulation using a combination of blood meal, Micro Phos and Maxicrop. Some additional nutrient were provided by Maxicrop, as described in the footnotes.

Conventional N-P-K rates for each growth stage^z		
Stage 1	Stage 2	Stage 3
90 ppm N	125 ppm N	165 ppm N
45 ppm P	45 ppm P	45 ppm P
195 ppm K	195 ppm K	310 ppm K
K:N 2.2	K:N 1.56	K:N 1.89

Fertilizer Formulas			
Fertilizer	Stage 1	Stage 2	Stage 3
Omega (OM)^y	9.99 fl. oz. (299.7 mL)	13.88 fl. oz. (416.3 mL)	18.32 fl. oz. (549.6 mL)
Natural Organic-Grow (NOG)^x	27.97 fl. oz. (839.0 mL)	38.85 fl. oz. (1165.4 mL)	51.63 fl. oz. (1540.8 mL)
NCSU Blend (NCS)^{w, v}	1.34 oz. (38.0 g) Blood Meal	2.00 oz. (56.9 g) Blood Meal	2.55 oz. (72.3 g) Blood Meal
	13.33 oz. (377.8 g) Micro Phos	13.33 oz. (377.8 g) Micro Phos	13.16 oz. (373.1 g) Micro Phos
	5.19 oz. (147.3 g) Maxicrop	5.19 oz. (147.3 g) Maxicrop	8.25 oz. (234.1 g) Maxicrop

^z Stage 1: the period from transplanting to the first fruit set; Stage 2: the period of fruit set from first through sixth clusters; Stage 3: the period from fruit set on the sixth cluster until the end of the crop. Levels based on Carpenter (1982).

^y **Omega (OM). Analysis: 6-6-6** (6N-2.64P-4.98K). For 1 gallon (3.79 L) of stock injected at a rate of 50:1. K:N ratio 0.83.

^x **Natural Organic-Grow (NOG). Analysis: 3-2-0.3** (3N-0.88P-0.25K). For 1 gallon (3.79 L) of stock injected at a rate of 70:1. K:N ratio 0.083.

^w NCSU Blend (NCS) is comprised of three products: **Blood Meal – Analysis: 14-0-0 (14N-0P-0K); Micro Phos – Analysis: 0-2-0 (0N-0.88P-0K); and Maxicrop – Analysis: 1-0.11-12 (1N-0.05P-10K). Additional nutrients in Maxicrop: 12,000 ppm C; 8,000 ppm Mg; 37,000 ppm S; 80 ppm B; 5 ppm copper; 1200 ppm Fe; 12 ppm Mn; 100 ppm Zn.** Formulated for 1 gallon (3.79 L) of stock injected at a rate of 20:1. K:N ratios similar to those in conventional mix.

^v Since blood meal is insoluble, the nitrogen was extracted by soaking overnight the amount required in 1 gal. (3.79 L) of hot water to which 1 oz. (28.3 g) of citric acid was added. The supernatant was then strained into the stock tank and the remaining ingredients were added.

Table 2. Nutrient content of tomato leaves analyzed by The NCDA. Each sample consisted of the fifth leaf from the apex of each plant in each treatment.

Nutrient/ Adequate range ^y	Unit	Date	Fertilizer			
			Omega	Natural Organic-Grow	NCSU	Conventional
N 3.5-5%	%	27-Feb	6.47 a ^z	5.44 a	5.72 a	5.84 a
		23-Mar	5.10 a	3.48 b	2.46 c	3.18 b
P 0.3-.65%	%	27-Feb	1.11 a	1.08 a	0.92 b	1.03 a
		23-Mar	0.72 b	0.83 a	0.68 b, c	0.59 c
K 3.5-4.5%	%	27-Feb	3.41 a, b	3.63 a	2.93 b	3.10 a, b
		23-Mar	3.87 a	2.50 b	4.25 a	4.09 a
Ca 1-3%	%	27-Feb	0.78 a	0.86 a	1.00 a	0.94 a
		23-Mar	0.38 b	1.06 a	1.17 a	1.09 a
Mg 0.35-1%	%	27-Feb	0.56 b	0.63 a	0.60 a, b	0.61 a, b
		23-Mar	0.31 c	0.57 a	0.61 a	0.50 b
S 0.2-1%	%	27-Feb	0.79 b	0.91 a, b	0.94 a	0.85 a, b
		23-Mar	0.40 b	0.53 b	0.89 a	0.78 a
Na	%	27-Feb	0.06 a	0.06 a	0.06 a	0.05 a
		23-Mar	0.10 b	0.20 a	0.22 a	0.07 b
Fe 50-300 ppm	ppm	27-Feb	101.65 b	99.20 b	93.00 b	121.33 a
		23-Mar	94.80 a	53.57 c	51.32 c	77.43 b
Mn 25-200ppm	ppm	27-Feb	116.17 a	121.30 a	125.00 a	122.17 a
		23-Mar	83.42 c	160.00 b	199.17 a	138.00 b
Zn 18-80 ppm	ppm	27-Feb	61.27 a	61.72 a	55.40 a, b	49.35 b
		23-Mar	50.90 a	19.22 b	19.05 b	16.15 b
Cu 5-35 ppm	ppm	27-Feb	8.95 b	10.72 a, b	9.17 b	12.57 a
		23-Mar	10.25 b	8.28 c	7.87 c	14.00 a
B 30-75 ppm	ppm	27-Feb	70.17 b	77.12 a, b	85.75 a	69.42 b
		23-Mar	50.48 c	83.17 b	100.80 a	77.67 b

^yReference sufficiency ranges for greenhouse tomatoes. In sufficiency ranges for plant analysis (Campbel

^z Different letters denote significant differences (alpha=0.05) among treatments.

Plant Growth Rates Similar

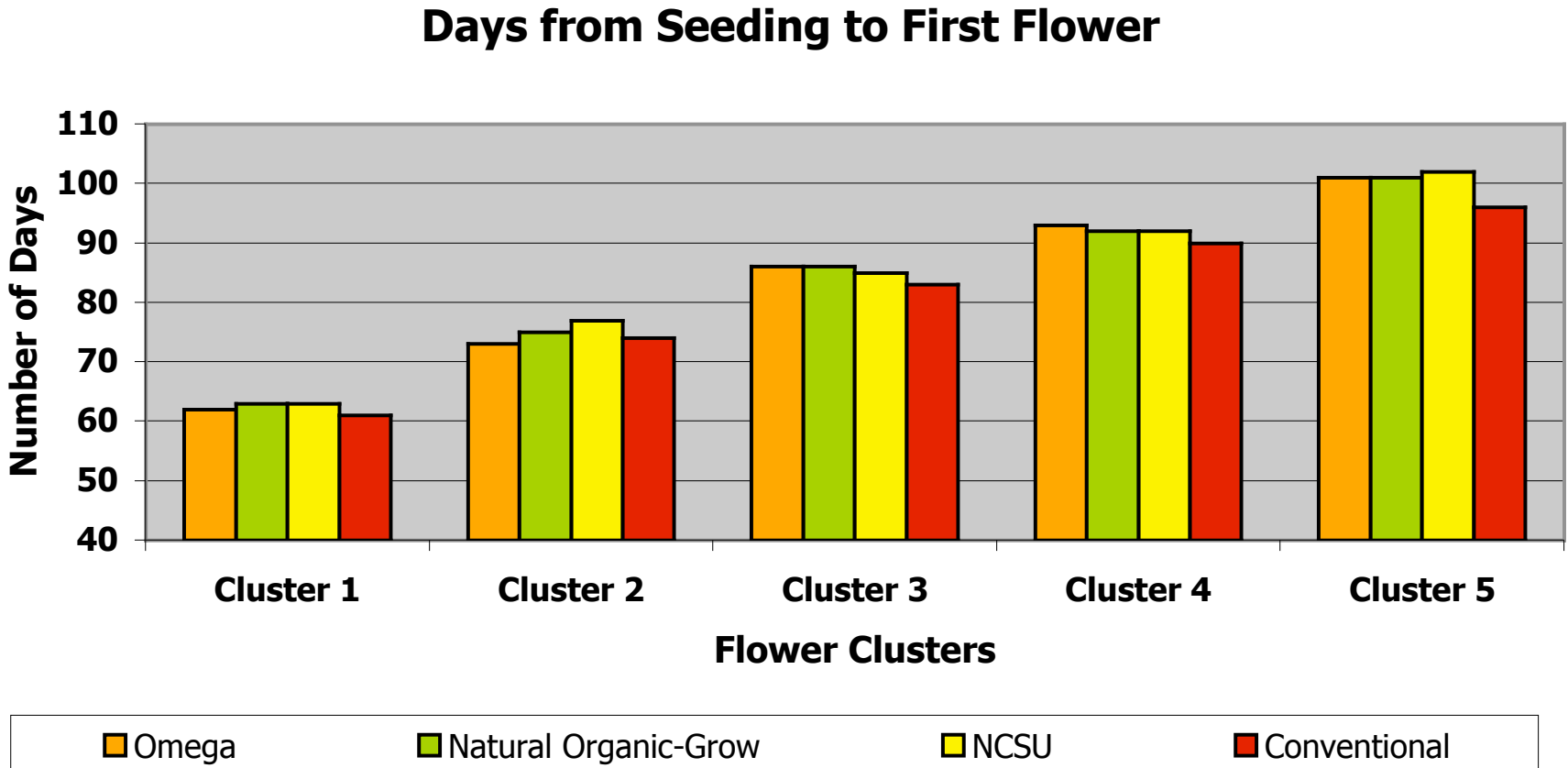


Table 3. Substrate pH, cation exchange capacity and nutrient content. Soil cores from four gro-bags of each treatment were combined for each analytical sample.

Soil Property or Nutrient	Type of Unit	Date	Fertilizer			
			Omega	Natural Organic-Grow	NCSU	Conventional
pH		27-Feb	5.53 a, b ^y	5.43 b	5.63 a	5.10 c
		23-Mar	5.53 a	5.37 a	5.57 a	5.33 a
		25-May	5.20 b	5.13 b	6.10 a	5.00 b
Cation Exchange Capacity (CEC)		27-Feb	7.13 b	6.90 b	7.30 b	8.07 a
		23-Mar	8.67 b	8.37 b	8.93 a, b	9.93 a
		25-May	6.43 b	7.60 a, b	7.43 a, b	8.83 a
Nitrate-N (NO ₃)		27-Feb	9.00 b	3.67 b	8.00 b	25.67 a
		23-Mar	18.67 a	2.00 a	2.67 a	4.00 a
		25-May	16.33 a	3.33 b	2.33 b	2.00 b
Phosphorous (P)	Index ^z	27-Feb	16.00 a	16.67 a	12.00 a	16.33 a
		23-Mar	22.67 a	21.00 a, b	19.67 a, b	15.33 b
		25-May	18.00 b, c	30.00 a	26.00 a, b	9.33 c
Potassium (K)	Index	27-Feb	62.67 a	35.00 c	48.67 b	55.00 a, b
		23-Mar	61.00 a	8.33 b	52.67 a, b	31.67 a, b
		25-May	80.67 a	13.33 b	79.67 a, b	19.00 b
Calcium (Ca)	%	27-Feb	35.33 a	35.67 a	36.33 a	36.33 a
		23-Mar	33.00 b	32.33 b	34.33 b	41.00 a
		25-May	31.67 b	33.33 a, b	42.67 a	42.00 a
Magnesium (Mg)	%	27-Feb	27.33 a	27.33 a	25.67 a	25.33 a
		23-Mar	23.67 a	26.00 a	23.33 a	23.00 a
		25-May	13.67 c	21.33 b	24.67 a	20.00 b
Sulfur (S)	Index	27-Feb	23.00 b	36.67 b	27.00 b	113.00 a
		23-Mar	18.67 b	25.33 b	44.67 a	29.67 b
		25-May	27.67 b	32.67 b	74.33 a	91.67 a
Manganese (Mn)	Index	27-Feb	24.67 b	26.33 b	26.00 b	34.67 a
		23-Mar	25.67 b	27.33 b	25.00 b	40.33 a
		25-May	18.67 a	24.67 a	20.00 a	25.00 a
Zinc (Zn)	Index	27-Feb	87.33 a	86.67 a	77.67 a	79.67 a
		23-Mar	102.67 a	98.67 a	81.67 a	83.33 a
		25-May	91.67 a	87.67 a	90.33 a	81.33 a
Copper (Cu)	Index	27-Feb	15.00 a	15.67 a	16.00 a	14.33 a
		23-Mar	29.33 a	17.00 b	17.33 b	28.00 a
		25-May	23.67 a	15.67 a	16.00 a	18.00 a
Sodium (Na)	%	27-Feb	0.20 b	0.20 b	0.27 a	0.20 b
		23-Mar	0.33 b	0.33 b	0.67 a	0.27 b
		25-May	0.40 c	0.37 c	1.07 a	0.50 b

^z Different letters denote significant differences (alpha=0.05) among treatments.

^z NCDA index based on soil test index: 0-10 very low; 11-25 low; 26-50 medium; 51-100 high; >100 very high.

Table 4. Weight per cluster (g) of total and marketable (No. 1) tomato fruit harvested per plant using 3 organic fertilizers and a conventional fertilizer.

Harvest Yields - Tomatoes				
Spring - 2001				
By Cluster				
Treatment	Average Wt. (g) / Plant			
	Cluster 1		Cluster 2	
	All Fruit	No. 1 Fruit	All Fruit	No. 1 Fruit
OM ^z	742.59	505.46	559.78	212.55
NOG	884.19	670.94	610.49	558.67
NCS	766.38	708.79	476.03	396.43
CV	1300.93	1011.47	932.42	837.53

^z OM = Omega; NOG = Natural Organic Grow; NCS = North Carolina State Formula; CV = Conventional

Tomato Yields

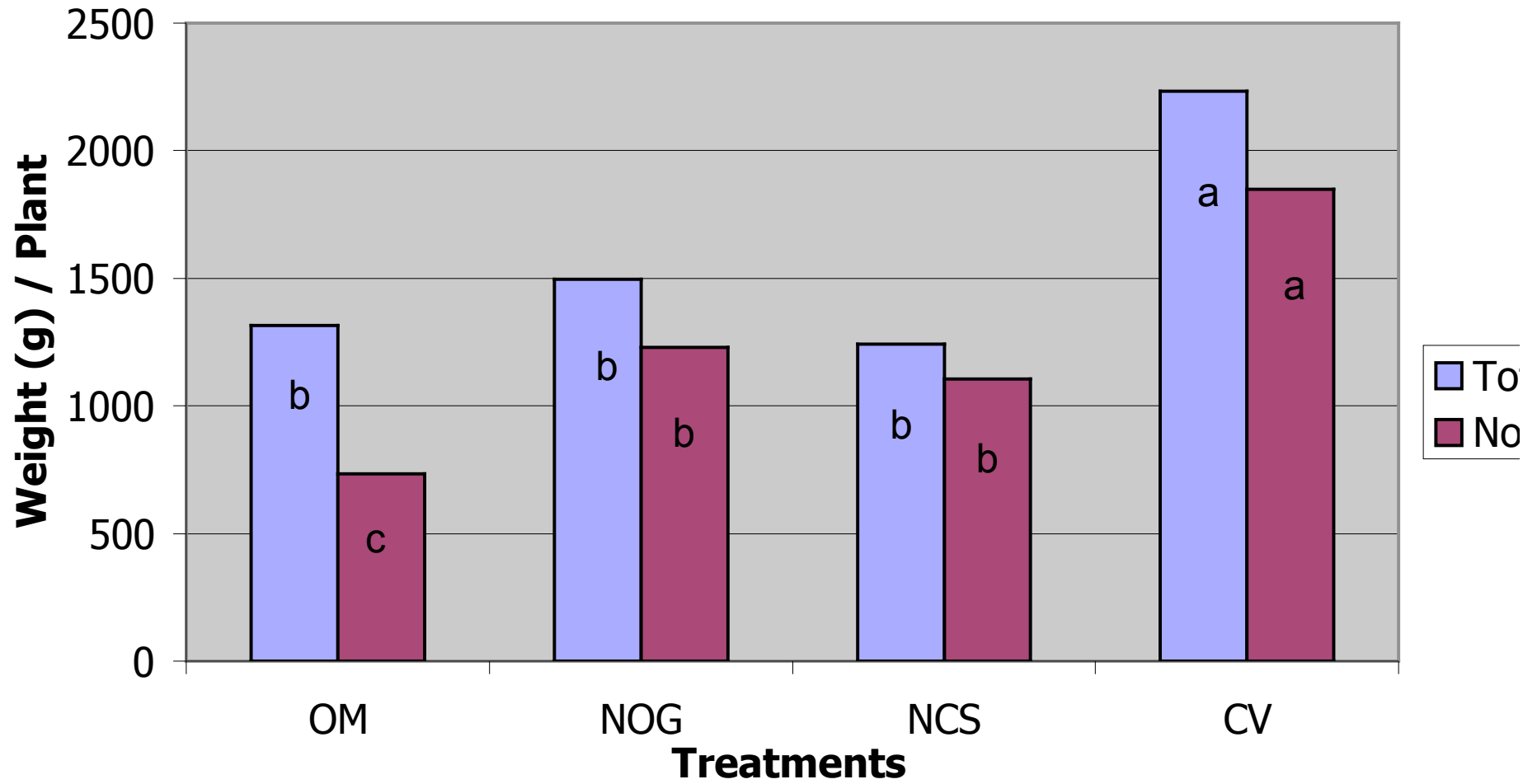
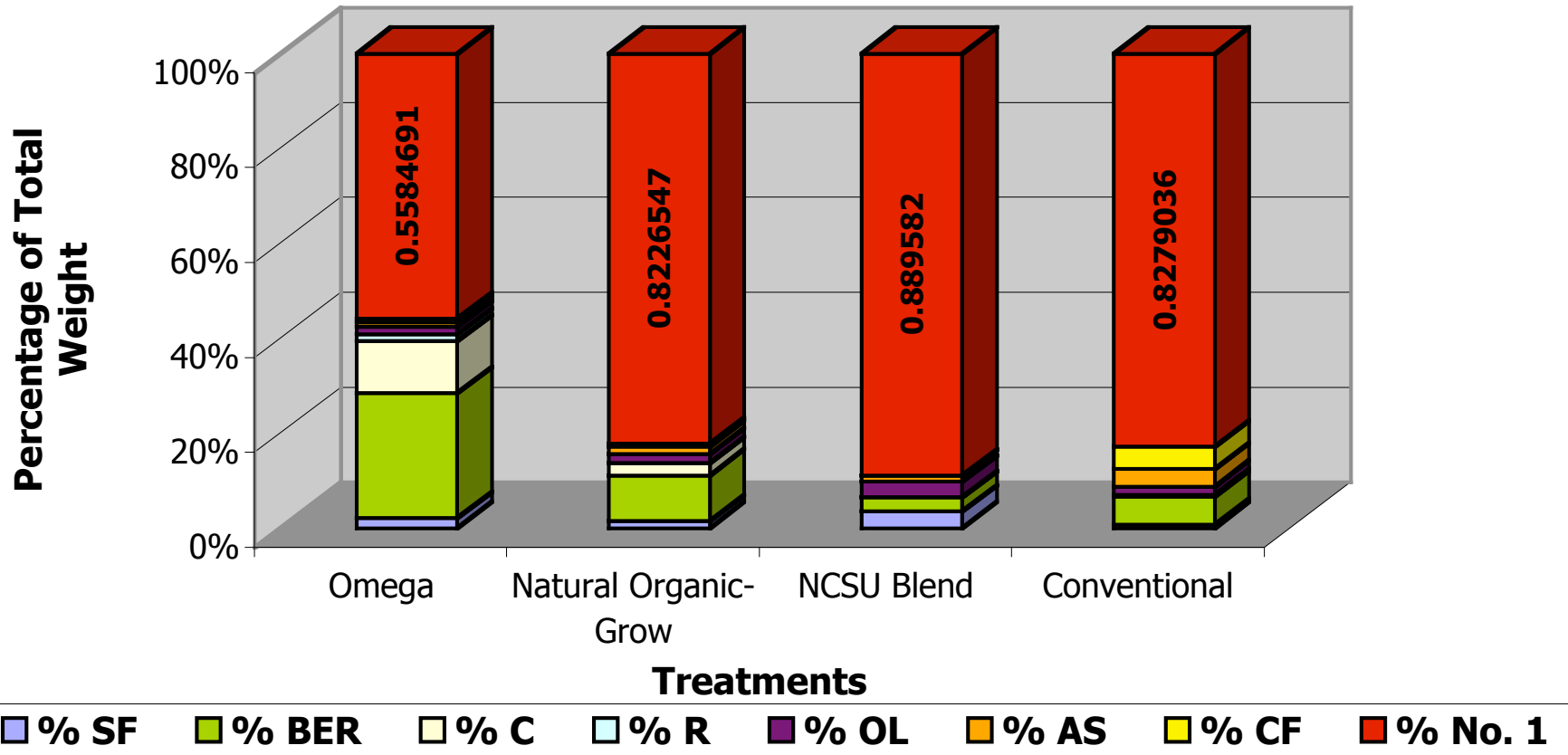


Figure 3. Total and No. 1 tomato yields. Letters designate significance of treatment differences.


Fruit Quality Highest in NCSU Blend

Marketable and Defective Tomato Fruit



Growth and Yields in Follow-up Study

- No differences between any of the treatments in the rate of plant development
- Plant vigor
 - excessive in 6-6-6 organic fertilizer treatment
 - low in 3-3-0.3 organic fertilizer treatment
- Two of the three organic fertilizers tested had a similar percentage of marketable fruit to the conventional fertilizer, but all had significantly lower yields than the conventional fertilizer.



Nutrition in Follow-up Study

- NCSU blend', which most closely resembled the conventional fertilizer in N-P-K, had comparable vigor to conventionally grown plants and good pH and CEC characteristics.
 - The nitrogen source (bloodmeal) had the disadvantage of being difficult to keep in solution, however, and lower yields compared to conventional may have been a result of initial difficulties in getting N into solution and associated emitter clogging.
- Blend of 3-3-0.3 and Maxicrop (0-0.11-12) potentially balanced



Future Work



- Better prediction of fertilizer & substrate pH & EC
- Better N source for NCSU blend
- Combination of low-K material (NOG) with K supplement
- Explore microbiology and mineralization rates and utilization of composts