



# Census of Agriculture Feature Stories

July 1995  
No. 1

## The 4th of July Picnic - An American Tradition

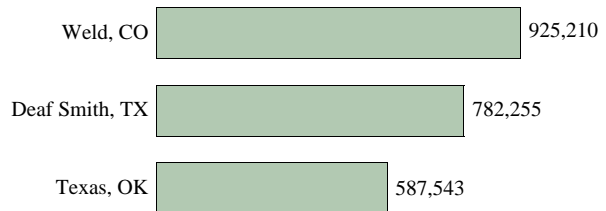
The 4th of July celebration is special for most Americans. As with many holidays, the celebration includes food, drinks, and the realization of how fortunate we are as a Nation. Though we do not have a fixed menu for this celebration, you can almost count on traditional favorites, such as hamburgers and hot dogs, chicken, ribs, garden salads, potato salad, chips, watermelons, baked beans, and beer. Did you ever wonder where these foods were produced? The food on this holiday's menu is produced in many areas of our Nation, but we want to highlight certain States and counties that are the top producers. Let's look at some 1992 Census of Agriculture State and county data.

The beef on your backyard grill could have come from Texas. It was the leading State in cattle and calves sold, with 11.5 million head. Weld County, CO, was the top county in cattle and calves sold, with over 925,000 head. Deaf Smith County, TX, and Texas County, OK, were second and third, respectively.

Now we know the answer to the question "Where's the beef?" but a more perplexing question might be "Where's the pork?" Iowa, traditionally the top State in hogs and pigs sold, accounted for about one fourth of the Nation's total. However, your hot dogs and ribs may have originated in Duplin County, NC, which made its way to the number one position in hogs and pigs sold, up from 11th in 1987. Sampson County, NC, followed closely, with Sioux County, IA, in the number three position.

---

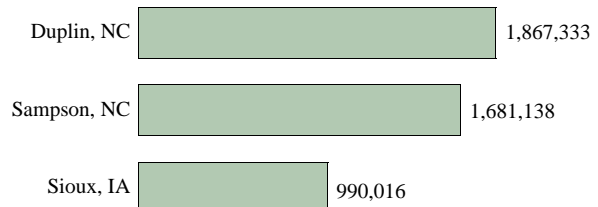
### Number of Cattle and Calves Sold by Leading Counties: 1992



Source: 1992 Census of Agriculture, Bureau of the Census

---

### Number of Hogs and Pigs Sold, Excluding Feeder Pigs, by Leading Counties: 1992




Source: 1992 Census of Agriculture, Bureau of the Census

U.S. Department of Commerce  
Economics and Statistics Administration  
BUREAU OF THE CENSUS

Agriculture and Financial Statistics Division  
1-800-523-3215

What about the mustard that you might put on your hot dog or hamburger? Where were the seeds for mustard production grown? Bottineau, Ramsey, and Towner Counties in North Dakota accounted for about 55 percent of all mustard seed production.

**Pounds of Mustard Seed Harvested by Leading Counties: 1992**

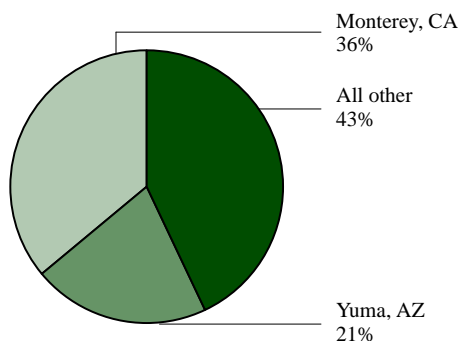


Source: 1992 Census of Agriculture, Bureau of the Census

The chicken on your barbecue grill may have come from one of the traditional broiler producing States. Arkansas, Georgia, Alabama, North Carolina, and Mississippi are the top five. These five leading States accounted for about 60 percent of total production in 1992. Sussex County, DE — several hundred miles away from the heart of broiler production — was the leading county in the Nation during 1992. It alone produced over 194 million broilers.

**Lettuce and Romaine Harvested for Sale-Acres: 1992**

Leading counties with percent of U.S. total  
U.S. total = 287,468



Source: 1992 Census of Agriculture, Bureau of the Census

If you're like many health-conscious Americans, you might enjoy a good salad on July 4th. Calling California "America's salad bowl" is no misnomer. One fourth of all land used for vegetable production in 1992 was in California. Over one half of all lettuce produced in the United States came from Monterey County, CA, and Yuma County, AZ.

As for the tomatoes in your salad or in the ketchup on your hamburger or hot dog, California and Florida had almost 80 percent of all acres in tomatoes harvested. Let's not forget about carrots. Rabbits would be in heaven in Kern and Imperial Counties in California. These two counties accounted for over 83 percent of California's carrot acreage in 1992.

The potatoes in your potato salad or used to make potato chips may have come from Aroostook County, ME, Bingham County, ID, or Grant, Benton, or Franklin Counties in Washington. These five counties accounted for almost 22 percent of all potatoes grown in the United States.

And now for the baked beans: Where did they originate? Perhaps they came from North Dakota, Michigan, or Nebraska. These three States produced just over 53 percent of all dry edible beans. Notable counties were Grand Forks, ND, Huron, MI, and Twin Falls, ID.

For dessert, watermelon may be a consideration. In 1992, five States — Texas, Florida, Georgia, California, and South Carolina — produced about two-thirds of the Nation's watermelons. The top watermelon producing counties in 1992 were Hildago, TX, with 9,112 acres harvested (4.1 percent of the total) and Dunklin, MO, with 5,771 acres harvested (2.7 percent of the total). It should be noted that even though individual county production percentages appear small, 44 counties produced just over one half of all watermelons harvested in 1992.

On the beverage menu, if you prefer something festive, a cold beer might be your choice. The hops in your beer are grown in only a few areas of the Nation. Four counties: Yakima and Benton, WA, Marion, OR, and Canyon, ID, produced just over 98 percent all of the hops grown in the United States in 1992. Yakima and Benton Counties accounted for just over 78 percent of the hops production.