



Toll Revenues Market Share in the United States: 4.5% Today, Possibly 9.0% in the Future

***Victor Mendez
Director Arizona DOT, AASHTO Vice President
Portland Rountable Forum
National Surface Transportation Policy and
Revenue Study Commission
October 27, 2006***



2004 Total U.S. Highway Revenue All Units of Government



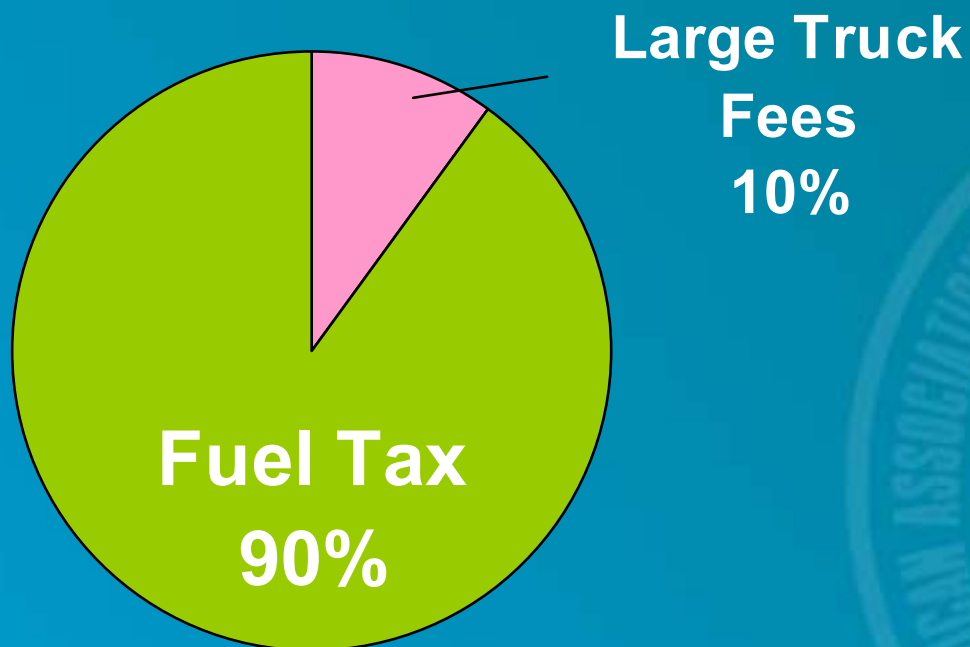
	Billions \$US	Percentage
Tolls	\$6.60	4.5%
Bond Proceeds	\$15.8	10.7%
Fuel, Vehicle Fees	\$76.4	52.0%
General Fund	\$48.2	32.8%
Total	\$147	100%



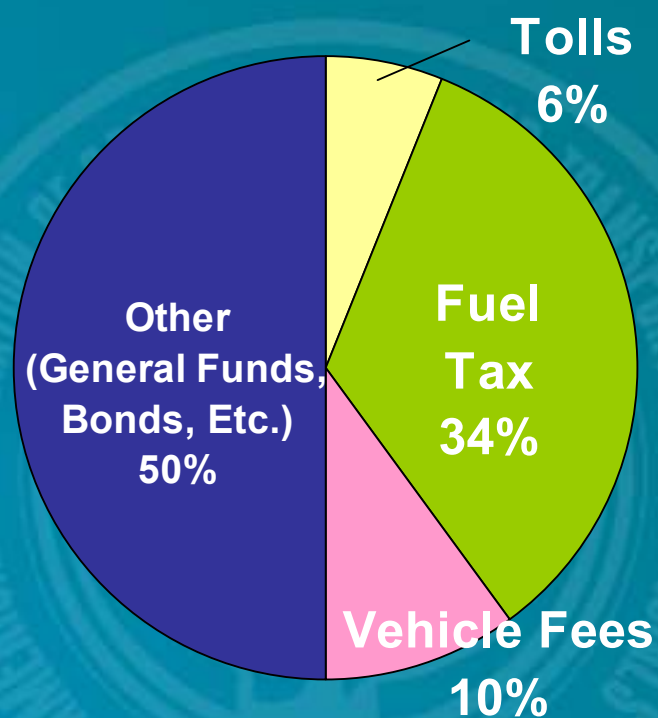
U.S. Highway Revenue Sources



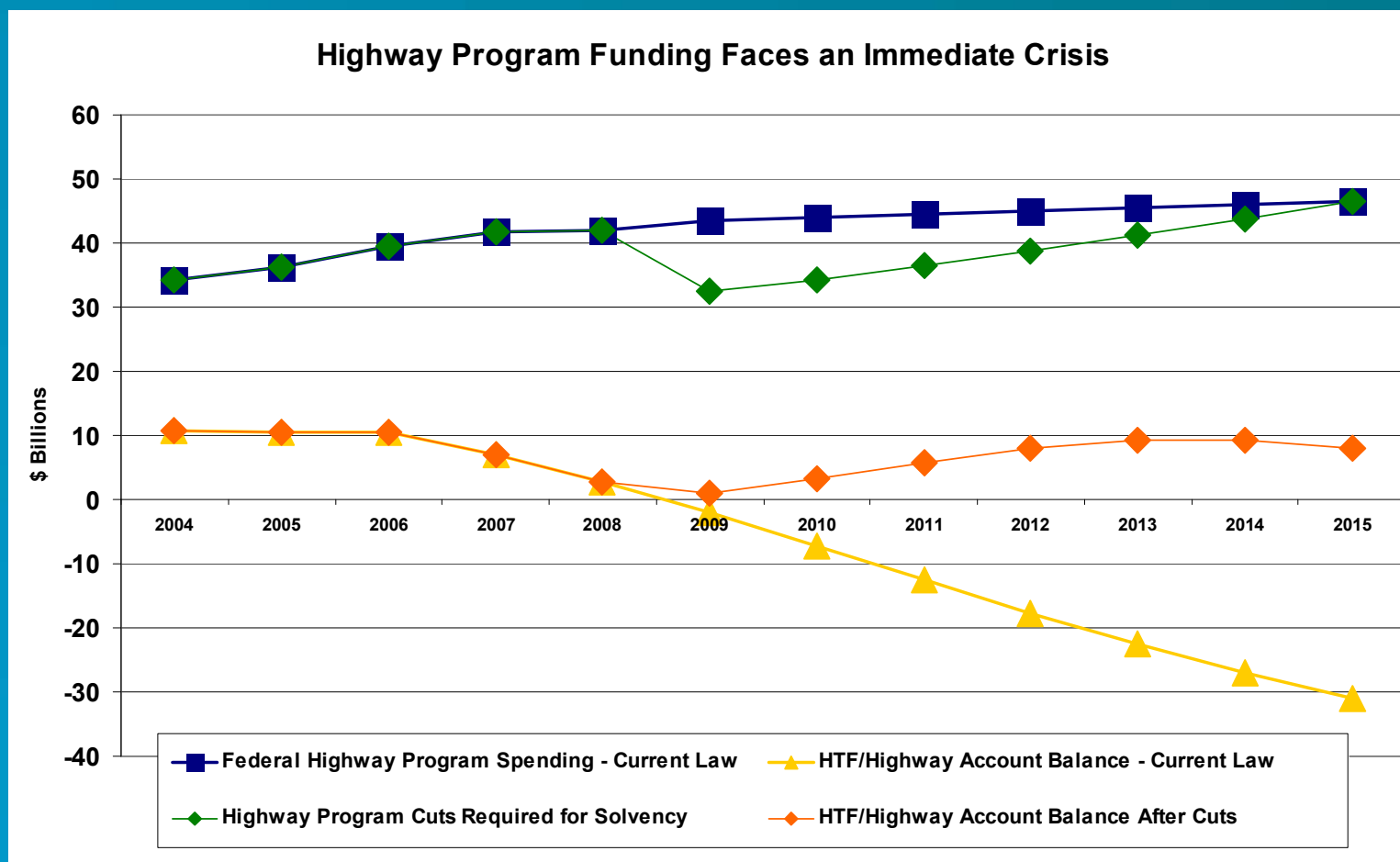

Federal




State & Local



Highway Funding Crisis



Highway Program Scenarios



Highway/Transit Program Funding				
Scenario	Average Annual Program Spending Growth	Additional HTF Revenues Required*	Additional GF Revenues Required*	Funding Level Achieved by 2015
Highways	9%	\$16.3 B/yr	N/A	\$72.7B
Transit	9%	\$2.8 B/yr	\$6.0 B in 2014-5	\$17.3 B

**Includes the 2009 3-cent equivalent fix, assumes continuation of current revenue allocations between HA and MTA.*

