



A JOINT PROJECT OF THE NATIONAL DAIRY COUNCIL & U.S. DEPARTMENT OF EDUCATION

U.S. Department of Education  
Richard W. Riley  
Secretary

National Dairy Council  
Thomas P. Gallagher  
President

## ACKNOWLEDGMENTS

SPIDER-MAN IN AMAZING ADVENTURES was developed as a supplement to help teachers, librarians, and parents of children kindergarten through sixth grade to READ\*WRITE\*NOW! and meet the AMERICA READS CHALLENGE. It is a joint project of the National Dairy Council and the U.S. Department of Education.

The booklet and web site was developed by Jacob Hill, Maxcine DeGouttes, Katy Dobbs (the principal author of this booklet), and Keith Manzella of Marvel Entertainment Group; Alan Ginsburg, Adriana de Kanter, Val Plisko, Mary Jean LeTendre, and Susan Thompson-Hoffman of the U.S. Department of Education; Tab Forgac, Mary Garzino, Mailyn Kruse, and Jeanne Sowa of the National Dairy Council.

Others who were instrumental in the writing, design, and production of the booklet and web site include Manny Smith, Effie Ayers, Kelley Hart, and Jessica Ellsworth of the U.S. Department of Education; Carole Clemente of the National Dairy Council; Steve Behling, Cindy Golden, Steven Butler (the penciler and inker of the booklet), Amy Weingartner, Venessa Reyes, Chris Dickey, Garry Black, and Christine Slusarz of Marvel Entertainment Group; Hershel Kleinberg, and Glen Hoptman of The Lightbeam Group (conversion to the World Wide Web).

The National Dairy Council is proud to be a sponsor of SPIDER-MAN IN AMAZING ADVENTURES.

SPIDER-MAN and all other character names and likenesses: <sup>TM</sup> & ©1996 Marvel Characters, Inc. and are used with permission. All rights reserved.



UNITED STATES DEPARTMENT OF EDUCATION  
WASHINGTON, D.C. 20202-\_\_\_\_\_

Dear Educators, Parents, and Learning Partners:

Welcome to SPIDER-MAN IN AMAZING ADVENTURES — high-interest Supplemental language activities to engage more young children and families in reading activities. This master copy was developed jointly by the U.S. Department of Education and the National Dairy Council as part of the AMERICA READS CHALLENGE: READ\*WRITE\*NOW! initiative. President Clinton has proposed the AMERICA READS CHALLENGE to help children read well and independently by the end of third grade.

SPIDER-MAN IN AMAZING ADVENTURES provides a range of activities for educators, parents, and learning partners to do with children from kindergarten through sixth grade. These activities engage children in fun with words, help sharpen their reading skills, and improve their oral and written communications skills. Children learn about nutrition, problem solving, and team building as they work through the booklet. The activities are arranged in this booklet from simple to more complex, and their flexibility invites you to adapt each one to the needs and abilities of your children. Children may work on activities alone, or in a team with other classmates, friends, and family members. They can work on one activity a week, or do several activities in the same week. By using the ideas in the “Try It!” box, activities can be extended to reinforce and enrich skills and knowledge.

Since the activities in this master copy are not copyrighted, we encourage you to copy them for use in your classroom, library or home.

We hope that you and your children will find these high-interest activities a perfect supplement to your programs, and that you will share your master copy with other teachers, librarians, and parents. Working together, we can reach President Clinton’s AMERICA READS CHALLENGE to have many more children reading well and independently by the end of third grade.

Sincerely,

Richard W. Riley  
Secretary  
U.S. Department of Education

Thomas P. Gallagher  
President  
National Dairy Council





# REBUS

A rebus is a story that uses pictures and words.  
When you come to a picture, say the word out loud.



WINDOW



WALL



SPIDEY



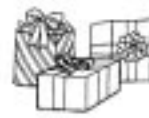
BETTY



JAMESON







BALLOONS

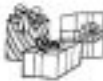





GIFTS


One day,  was on a .  heard  say,

"We must hide!" "Hmrrrrrr," said . "Why hide?"

 looked in the . He saw some . He saw some



. He saw . Then a door opened. In walked .

"Surprise!" said the people. "Thank you," said . "Now, get back to work!"

"Now I know why the people were hiding," said .

DO YOU KNOW TOO? WRITE THE REASON HERE.



-  Make up your own rebus. Ask a friend to read it.
-  Act out your story as someone reads it out loud.

# Take a Break


With

MARVEL

# SPIDERMAN®



**S**pidy is stopping at home for a glass of milk. But the pictures here are not in order. Write number 1 in the circle on the picture that comes first. Write number 2 in the circle on the picture that is second. Finish numbering until all five pictures are in the correct order.



## Try It!

- 1. Where was Spidey just before he came home? Draw and write what happened before picture 1.
- 2. What would be a healthy snack for Spidey to eat during his milk break? Draw it on the kitchen counter.

# SPIDEY SAVES THE DAY!

**Watch out! That truck isn't stopping!**

Look at these pictures that tell a story. Then write what you think Spider-Man® would say in the speech balloons.



**Try It!**

- Act out the story with your classmates.
- Make a list of safety rules for riding your bike.


# CREATE A SUPER HERO!

**S**pider-Man® got his powers after he was bitten by a radioactive spider. What if he had been bitten by a radioactive bumblebee? In the spaces below, write five powers Bee-Man might have. Then draw what Bee-Man would look like.

Bee-Man's Powers:

1. \_\_\_\_\_
2. \_\_\_\_\_
3. \_\_\_\_\_
4. \_\_\_\_\_
5. \_\_\_\_\_

## Bee-Man



### Try It!



*In addition to a bumblebee, think of three other insects that could have bitten Peter Parker.*



*Draw or write a story about your new character.*

# Opposites

Spidey is hanging around to watch you complete this page! Read each sentence below and fill in the answers. Then write the boxed letter from each sentence in the spaces at the bottom of the page. Spidey is very interested in the answer!

1. The opposite of sour is

\_\_\_\_\_.

2. The opposite of down is .

3. The opposite of day is

\_\_\_\_\_.

4. The opposite of over is

\_\_\_\_\_.

5. The opposite of good-bye is

\_\_\_\_\_.

6. The opposite of left is

\_\_\_\_\_.

7. The opposite of top is

\_\_\_\_\_ .

8. The opposite of front is

\_\_\_\_\_.


9. The opposite of out is .


Write the boxed letters here:

\_\_\_\_\_

1      2      3      4      5      6      7      8      9

**Try It!**

 Think of other pairs of opposite words. Can you use them to make a puzzle that spells out your name?

 A synonym is a word with the same meaning as another word. Instead of thinking of opposites, think of a synonym for each of the words listed above.



## Peter Parker

# SUPPER SCRAMBLE

Peter Parker's Aunt May has invited him over for dinner. What has Peter Parker brought to give Aunt May?

s e r o s

\_\_\_\_\_

Unscramble the words below to see what she served him.

a e t m

\_\_\_\_\_

i c r e

\_\_\_\_\_

s a e p

\_\_\_\_\_

l i m k

\_\_\_\_\_

r o n c



\_\_\_\_\_

i p e

\_\_\_\_\_



**Try It!**

-  Scramble the letters in three of your favorite foods and see if a friend can unscramble them.
-  Write your aunt, uncle, or grandparents and ask them what their favorite foods are.

# Spider-Man NAME GAME

Spider-Man® has a long and unusual name. If you use the letters in his name, how many words can you make? You can use the letters to make names as well. Write your words in the spaces below.

S P I D E R - M A N

_____	_____
_____	_____
_____	_____
_____	_____
_____	_____
_____	_____



**Try It!**

- 🕷️ See how many words you can make from your first and last name.
- 🕷️ Time yourself. Use a long word, like the name of your town or state, and see how many other words you can make in one minute.

# The WEB WORD SEARCH



Look at these ten pictures. They all have something to do with dairy products. Write each word under the picture. Then find that word in the word search below. The words can all be found by reading left to right.

**Try It!**

- What is your favorite flavor of ice cream? Can you invent a new name for a special flavor?
- Write ten names of family members and put them in alphabetical order.

K	C	O	W	K	I	Z	L
F	O	Q	C	O	N	E	B
I	C	A	R	T	O	N	E
A	F	A	R	M	F	N	E
W	H	I	P	P	E	D	S
C	R	E	A	M	N	D	E
C	A	Z	Y	M	I	L	K
Y	O	G	U	R	T	N	E
I	C	E	C	R	E	A	M
D	R	H	A	Y	R	W	S
B	C	C	H	E	E	S	E

# What's



**S**ome friends are working to clean up a park. Spider-Man® swings by and offers to help. Write what you think people might be saying in each picture. Then finish the story. What do you think is inside the box? Below are some ideas to help you get started. Use them if you like or make up your own story.

*It's hard work cleaning up this place!*




*What's this? It looks old!*

*Can you believe all the stuff we found today?*


*Wow! It's Spider-Man!*



**Try It!**

-  Color your comic story. Show your family.
-  Read the stories your friends wrote.
-  After you decide what's in the box, tell or write what happens next.

# Inside?



# The **LOST LETTERS!**


**W**hen one letter is dropped from each word on the left, you get the word on the right. Write the letter that is dropped in the space between each pair. Then see what words can be read down the middle when you are finished.



CANE	___	CAN
GOAT	___	GOT
THAT	___	HAT
HILL	___	ILL
USE	___	US
AGAIN	___	GAIN
LEARN	___	EARN
STORE	___	SORE
THANK	___	TANK
MANY	___	MAN



*Make a new puzzle like the one above for a family member or a friend. See if they can solve your puzzle.*

 *Can you think of five more words that become other words when one letter is removed?*



# Extra! Extra! Read All About It!

As Spider-Man®, Peter Parker takes pictures for *The Daily Bugle*. When Spider-Man helped with the rescue in this scene, his automatic camera took the picture. But the story that goes with the picture is missing some words—and it's time for the newspaper to go to press!



Look at the picture. Read the story. Then think up some nouns, verbs, and adjectives to fill in the blanks to make this a front-page story. Remember:

- A noun is the name of a person, place, or thing ("girl", "building", and "helicopter" are nouns).
- A verb is an action word ("run", "climb", and "go" are verbs).
- An adjective describes a noun ("big", "happy", and "dangerous" are adjectives).

Today, in \_\_\_\_\_, Spider-Man rescued a \_\_\_\_\_, after a \_\_\_\_\_ missed the landing pad on top of the \_\_\_\_\_ Building. "It was a very \_\_\_\_\_ rescue," said \_\_\_\_\_, who watched from a nearby office. "Spider-Man \_\_\_\_\_ right up the side of the building."

Another witness said, "I saw Spider-Man \_\_\_\_\_ over to that roof and \_\_\_\_\_ away. Then he disappeared!"



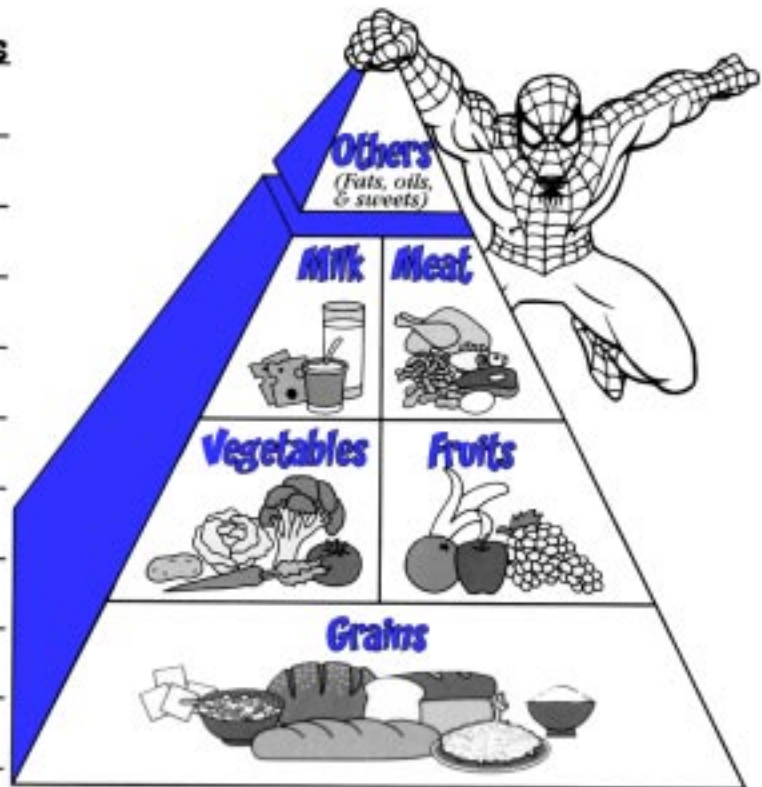
- 🕸 Write a newspaper headline for this story.
- 🕸 Can you draw this scene from the helicopter pilot's point of view?





# PYRAMID POWER

Here are foods from the five food groups in the Food Guide Pyramid. Write the food group for each food in the space on the right. The first one is done for you. Then write the underlined letters at the bottom of the page to spell out Spider-Man's secret identity.

1. Peas      vegetables
2. Eggs      \_\_\_\_\_
3. Potato      \_\_\_\_\_
4. Bread      \_\_\_\_\_
5. Broccoli      \_\_\_\_\_
6. Apple      \_\_\_\_\_
7. Carrot      \_\_\_\_\_
8. Yogurt      \_\_\_\_\_
9. Milk      \_\_\_\_\_
10. Chicken      \_\_\_\_\_
11. Rice      \_\_\_\_\_



-  Make a list of other foods you like for each group in the Food Guide Pyramid.
-  Make up a picture puzzle like the one above, using the letters of your first name. Give it to a friend to figure out.

# SPIDEY'S SECRET NOTE

TO HELP SPIDER-MAN® READ THE NOTE BELOW, REPLACE THE NUMBERS IN THE NOTE WITH THE LETTERS THEY STAND FOR.

C O D E	1	2	3	4	5	6	7	8	9	10	11	12	13	14	15	16	17	18
	A	C	D	E	H	I	J	K	L	M	N	O	P	R	S	T	W	Y

NOTE:

TO:

13 4 16 4 14 13 1 14 8 4 14

I have heard that

15 13 6 3 4 14 10 1 11

will be at the

10 1 18 12 14 15 office tomorrow

during lunch. What is the

17 1 9 9

up to?

2 14 1 17 9 4 14

Be there and get pictures!

Your boss,

7 7 12 11 1 5 7 1 10 4 15 12 11

**Try It!**

Make up a number code and use it to write your name.

Instead of using numbers, make a symbol for each vowel (A, E, I, O, U, and Y). Write a note using these symbols in place of vowels. See if a friend can figure out what you wrote.





# The SPIDERMAN® Challenge

## READ\*WRITE\*NOW! Reading and Writing Log

To meet the Spider-Man® Challenge, read and write 30 minutes a day, 5 days a week, for at least 8 weeks. When you complete all 8 weeks, celebrate! Tell your family, make a bookmark, go out for ice cream, or write about a book you read. Then start another 8 weeks of reading and writing.

In the boxes below write the dates you read and wrote for 30 minutes a day.

<b>Week 1</b>					
<b>Week 2</b>					
<b>Week 3</b>					
<b>Week 4</b>					
<b>Week 5</b>					
<b>Week 6</b>					
<b>Week 7</b>					
<b>Week 8</b>					

Name \_\_\_\_\_

MARVEL<sup>®</sup>  
COMICS

SPIDER-MAN<sup>®</sup>

# Door Hanger

Copy this page for your children. Have them cut out this webbed door hanger, read and sign the AMERICA READS CHALLENGE Pledge, then hang it on a door when reading and writing.

