

152

# HIGHWAY STATISTICS 1957

U.S. DEPARTMENT OF COMMERCE  
BUREAU OF PUBLIC ROADS



# HIGHWAY STATISTICS 1957

U.S. DEPARTMENT OF COMMERCE

LEWIS L. STRAUSS, Secretary

BUREAU OF PUBLIC ROADS

BERTRAM D. TALLAMY, Administrator

ELLIS L. ARMSTRONG, Commissioner



UNITED STATES GOVERNMENT PRINTING OFFICE, WASHINGTON: 1959

For sale by the Superintendent of Documents, U.S. Government Printing Office, Washington 25, D.C.

Price \$1.25



## PREFACE

*This bulletin*, the thirteenth of an annual series, presents the 1957 statistical and analytical tables of general interest on motor fuel, motor vehicles, highway-user taxation, State and local highway finance, highway mileage, and Federal aid for highways.

The brief text is intended only to call attention to information of particular interest or significance, to supply definitions of the terms used in the tables, and to point out the limitations of the data.

Prior editions of the annual series are for sale by the Superintendent of Documents, U.S. Government Printing Office, Washington 25, D. C., at the following prices:

|   |              |
|---|--------------|
| Highway Statistics, 1956 .....            | \$1          |
| Highway Statistics, 1955 .....            | \$1          |
| Highway Statistics, 1954 .....            | 75 cents     |
| Highway Statistics, 1953 .....            | \$1          |
| Highway Statistics, 1952 .....            | 75 cents     |
| Highway Statistics, 1951 .....            | 60 cents     |
| Highway Statistics, 1950 .....            | out of print |
| Highway Statistics, 1949 .....            | 55 cents     |
| Highway Statistics, 1948 .....            | 65 cents     |
| Highway Statistics, 1947 .....            | out of print |
| Highway Statistics, 1946 .....            | out of print |
| Highway Statistics, 1945 .....            | out of print |
| Highway Statistics, Summary to 1955 ..... | \$1          |

Cover: *This Washington State Interstate System route follows the historic path of pioneers through Snoqualmie Pass in the forested Cascade Range, 40 miles east of Seattle.*

|  | Table  | Page |
|--|--------|------|
| <b>Motor Fuel</b>  |        | 1    |
| <b>Analysis of Motor-Fuel Consumption</b>  |        |      |
| Motor-fuel consumption . . . . .   | G-2    | 2    |
| Analysis of motor-fuel usage . . . . .   | G-21   | 3    |
| Total motor-fuel consumption by months . . . . .   | G-22   | 4    |
| Highway use of motor fuel by months . . . . .  | G-23   | 5    |
| Nonhighway use of gasoline . . . . .   | G-24   | 6    |
| Highway use of special fuels by months . . . . .   | G-25   | 7    |
| Motor fuel exempted or refunded . . . . .  | G-240  | 8    |
| <br>   |        |      |
| <b>Rates and Revenues</b>  |        |      |
| State motor-fuel tax receipts . . . . .  | G-1    | 9    |
| Disposition of State motor-fuel tax receipts . . . . .   | G-3    | 10   |
| State taxation of gasoline . . . . .   | G-101  | 11   |
| State taxation of special fuels . . . . .  | G-102  | 13   |
| State motor-fuel tax loss and expense allowance . . . . .  | G-103  | 19   |
| Exemption and refund provisions of State gasoline taxation . . . . .                             | G-105  | 20   |
| Provisions governing the disposition of State motor-fuel tax receipts . . . . .                  | G-106  | 23   |
| State licenses and fees imposed on wholesale distributors of motor fuel . . . . .                | G-107  | 38   |
| State licenses and fees imposed on retail dealers of motor fuel . . . . .                        | G-108  | 40   |
| State licenses and fees imposed on users of motor fuel . . . . .                                 | G-109  | 42   |
| State liquid-fuels inspection fees . . . . .   | G-110  | 44   |
| Gasoline tax rates by years . . . . .  | G-205  | 46   |
| <br>   |        |      |
| <b>Motor Vehicles</b>  |        | 47   |
| <b>Vehicle Registrations and Operators' Licenses</b>   |        |      |
| State motor-vehicle registrations . . . . .  | MV-1   | 48   |
| Publicly owned vehicles in the United States . . . . .   | MV-7   | 49   |
| Truck and tractor-truck registrations . . . . .  | MV-9   | 50   |
| Bus registrations . . . . .  | MV-10  | 51   |
| Trailer and semitrailer registrations . . . . .  | MV-11  | 52   |
| Motor-vehicle operators' and chauffeurs' licenses . . . . .                                      | MV-12  | 53   |
| Motor vehicles owned by the Federal Government, by type . . . . .                                | MV-24  | 54   |
| <br>   |        |      |
| <b>Rates and Revenues</b>  |        |      |
| State motor-vehicle receipts . . . . .   | MV-2   | 55   |
| Disposition of motor-vehicle receipts . . . . .  | MV-3   | 56   |
| State motor-vehicle registration fee schedules . . . . .   | MV-103 | 57   |
| Administration of State motor-vehicle operators' and chauffeurs' licenses. . . . .               | MV-104 | 63   |
| Provisions governing the disposition of State motor-vehicle and motor-carrier receipts . . . . . | MV-106 | 66   |
| Speed trends on main rural highways by vehicle type (chart) . . . . .                            |        | 74   |
| <br>   |        |      |
| <b>Federal Taxes on Fuel and Automotive Products</b>   |        | 75   |
| Federal excise on motor fuel, lubricating oil, and motor-vehicle use . . . . .                   | E-5    | 76   |



CONTENTS

|   | Table | Page |
|---|-------|------|
| <b>Federal Taxes on Fuel and Automotive Products (continued)</b>                                      |       |      |
| Federal excise on vehicles and automotive products . . . . .  | E-6   | 77   |
| Federal motor fuel and lubricating oil taxes paid by highway users . . . . .                          | E-7   | 78   |
| Federal vehicle and automotive taxes paid by highway users . . . . .                                  | E-8   | 79   |
| Federal tax rates on motor fuel and automotive products . . . . .                                     | E-101 | 80   |
| Status of highway trust fund . . . . .  |       | 81   |
| <b>Highway Finance</b>  |       |      |
|   |       | 82   |
| <b>Highway Taxation</b>   |       |      |
| Disposition of receipts from State imposts on highway users . . . . .                                 | DF    | 85   |
| Disposition of State motor-fuel tax receipts . . . . .  | G-3   | 10   |
| Disposition of motor-vehicle receipts . . . . .   | MV-3  | 56   |
| <b>State Highway Finance</b>  |       |      |
| Receipts from highway-user imposts and other income: summary . . . . .                                | SF-1  | 86   |
| Disbursements from highway-user imposts and other income: summary . . . . .                           | SF-2  | 87   |
| Receipts for State-administered highways . . . . .  | SF-3  | 88   |
| Disbursements for State-administered highways . . . . .   | SF-4  | 89   |
| Disbursements for State-administered highways by object of expenditure, Suppl. 1<br>to SF-4 . . . . . |       | 90   |
| Receipts for State-administered highways exclusive of toll facilities . . . . .                       | SF-3A | 91   |
| Disbursements for State-administered highways exclusive of toll facilities . . . . .                  | SF-4A | 92   |
| State receipts applicable to local roads and streets . . . . .  | SF-5  | 93   |
| State expenditures and fund transfers for local roads and streets . . . . .                           | SF-6  | 94   |
| Funds used for collection and administration of highway-user revenues . . . . .                       | SF-9  | 95   |
| Disbursements for collection and administration of highway-user revenues . . . . .                    | SF-10 | 96   |
| Capital outlay by State highway departments, 1957, classified by<br>Federal-aid systems . . . . .     | SF-11 | 97   |
| <b>State Obligations for Highways</b>   |       |      |
| State obligations for highways, issued or assumed . . . . .   | SB-1  | 98   |
| Change in State highway debt status . . . . .   | SB-2  | 100  |
| Amount of State highway debt outstanding by type of security . . . . .                                | SB-2B | 103  |
| Receipts and disbursements for State highway debt service . . . . .                                   | SB-3  | 104  |
| Future debt service requirements . . . . .  | SB-5  | 107  |
| <b>State Toll Facility Finance</b>  |       |      |
| Status of toll roads . . . . .  |       | 113  |
| Receipts for road, bridge, and ferry toll facilities . . . . .  | SF-3B | 115  |
| Toll roads in the United States (map) . . . . .   |       | 118  |
| Disbursements for road, bridge, and ferry toll facilities . . . . .                                   | SF-4B | 120  |
| <b>Local Road and Street Finance</b>  |       |      |
| Receipts of local rural units for highways . . . . .  | LF-1  | 123  |
| Disbursements by local rural units for highways . . . . .   | LF-2  | 124  |
| Expenditures by local rural units for capital outlay, maintenance,<br>and administration . . . . .    | LF-21 | 125  |
| Change in status of local rural highway obligations . . . . .   | LB-2  | 126  |
| Receipts of urban places for highways . . . . .   | UF-1  | 127  |
| Disbursements by urban places for highways . . . . .  | UF-2  | 128  |
| Current direct expenditures by urban places . . . . .   | UF-21 | 129  |
| Change in status of highway obligations of urban places . . . . .                                     | UB-2  | 130  |
| Receipts of urban places for allied street functions . . . . .  | UF-11 | 131  |

## CONTENTS

|  | Table  | Page |
|--|--------|------|
| <b>Highway Finance (continued)</b>   |        |      |
| Disbursements by urban places for allied street functions . . . . .  | UF-12  | 132  |
| Receipts of toll facilities owned and operated by rural units . . . . .                                    | LF-32  | 133  |
| Disbursements and debt status of toll facilities owned and operated<br>by rural units . . . . .            | LF-42  | 134  |
| Receipts of toll facilities owned and operated by urban units . . . . .                                    | UF-32  | 135  |
| Disbursements and debt status of toll facilities owned and operated<br>by urban units . . . . .            | UF-42  | 136  |
| <b>Alaska, Hawaii, and Puerto Rico</b>   |        |      |
| Mileage . . . . .  |        | 137  |
| Motor fuel, motor vehicle, and finance . . . . .   |        | 138  |
| <b>Highway Finance Summary</b>   |        |      |
| Total receipts for highways, all units of government . . . . .   | F-1    | 139  |
| Total disbursements for highways, all units of government . . . . .  | F-2    | 140  |
| <b>Mileage of Public Roads and Streets</b> <span style="float: right;">141</span>                          |        |      |
| <b>Mileage built by State Highway Departments</b>  |        |      |
| Highway construction awards by State highway departments, 1957 . . . . .                                   | CA-3   | 143  |
| Mileage built by State highway departments: summary . . . . .  | SMB-1  | 144  |
| Mileage built on State highway systems, by type of surface . . . . .                                       | SMB-2  | 145  |
| Construction by State highway departments on local roads . . . . .   | SMB-5  | 147  |
| <b>Existing Mileage of State-Administered Highways</b>   |        |      |
| Existing mileage of State-administered roads and streets: summary . . . .                                  | SM-1   | 148  |
| Mileage of State highway systems, by type of surface . . . . .   | SM-2   | 149  |
| Surfaced mileage of State primary systems, by type and width . . . . .                                     | SM-8   | 152  |
| Surfaced mileage of State municipal extensions, by type and width . . . . .                                | SM-9   | 153  |
| Surfaced mileage of State primary systems, by lanes and access control . .                                 | SM-11  | 154  |
| Surfaced mileage of State primary systems, by average daily traffic . . . .                                | SM-15  | 155  |
| Mileage changes on State highway systems . . . . .   | SM-101 | 157  |
| Surfaced mileage of State primary systems, by type, width, and<br>average daily traffic: summary . . . . . | SM-110 | 158  |
| Rural road mileage in parks, forests, reservations, etc. . . . .   | OSM    | 160  |
| <b>Local Road Mileage</b>  |        |      |
| County and other local rural road mileage . . . . .  | LM-O   | 161  |
| <b>Mileage Summaries</b>   |        |      |
| Rural and municipal mileage in the United States, by system . . . . .                                      | M-1    | 162  |
| Rural and municipal mileage, by system and type of surface . . . . .                                       | M-2    | 163  |
| Rural and municipal mileage in the United States, by type of surface . . . .                               | M-3    | 164  |
| Mileage of Federal-aid and non-Federal-aid systems: summary . . . . .                                      | M-21   | 165  |
| (see following section for additional data on Federal-aid system mileage)                                  |        |      |
| <b>Federal Aid</b> <span style="float: right;">166</span>  |        |      |
| <b>System Mileage</b>  |        |      |
| Mileage of Federal-aid systems, by system: summary . . . . .   | FM-1   | 168  |
| Mileage of Federal-aid systems, by surface type . . . . .  | FM-2   | 169  |
| Surfaced mileage of Federal-aid primary system rural, by type and width                                    | FM-8   | 171  |
| Surfaced mileage of Federal-aid primary system urban, by width . . . . .                                   | FM-9   | 172  |
| Surfaced mileage of Federal-aid primary system, by lanes and access control                                | FM-11  | 173  |
| Surfaced mileage of Federal-aid primary system, by average daily traffic                                   | FM-15  | 174  |



**CONTENTS**

|   | Table   | Page |
|---|---------|------|
| <b>Federal Aid (continued)</b>  |         |      |
| Mileage of the Federal-aid highway systems, by State and local administrative systems . . . . . | FM-21   | 176  |
| Mileage changes on Federal-aid highway systems . . . . .  | FM-101  | 179  |
| Surfaced mileage of Federal-aid primary system, by width and traffic volume: summary . . . . .  | FM-110  | 180  |
| Mileage built on the Federal-aid systems, by type of surface . . . . .                          | FB-2    | 182  |
| Mileage completed on projects financed with Federal-aid highway funds . .                       |         | 184  |
| Federal-aid and forest highway projects completed . . . . .                                     |         | 185  |
| <b>National System of Interstate and Defense Highways</b>                                       |         |      |
| Mileage of Interstate system rural and urban, by type of surface . . . . .                      | INT-2   | 186  |
| Surfaced mileage of Interstate system rural, by width and type of surface . . . . .             | INT-8   | 187  |
| Surfaced mileage of Interstate system urban, by width . . . . .                                 | INT-9   | 188  |
| Surfaced mileage of Interstate system rural and urban, by lanes and access control . . . . .    | INT-11  | 189  |
| Surfaced mileage of Interstate system, by average daily traffic . . . . .                       | INT-15  | 190  |
| Surfaced mileage of Interstate system, by width and traffic volume: summary . . . . .           | INT-110 | 192  |
| Mileage built on Interstate system, rural and urban, by type of surface . .                     | INT-B-3 | 194  |
| <b>Finance and Related Statistics</b>   |         |      |
| Expenditures of Federal funds administered by the Bureau of Public Roads . . . . .              |         | 195  |
| Federal highway fund apportionments . . . . .   |         | 196  |
| Price trends in highway construction . . . . .  |         | 197  |
| Highway construction expenditures (percentages) . . . . .                                       |         | 198  |
| Cost trends in highway maintenance and operations . . . . .                                     |         | 199  |
| Average hourly wage rates on Federal-aid projects . . . . .                                     |         | 200  |

# MOTOR FUEL

In 1957, highway use of motor fuel amounted to 51.9 billion gallons, an increase of 1.7 billion gallons or 3.3 percent over 1956. This was substantially below the average annual increase of 2.4 billion gallons (5.7 percent) for the five preceding years. The average annual usage per registered motor vehicle increased from 770 gallons in 1956 to 773 in 1957; and the average State motor-fuel tax payment in 1957 was \$43.13 per vehicle, or about 12 cents per day per vehicle.

The term "motor fuel" applies to gasoline and all other fuels coming under the purview of the State motor-fuel tax laws. "Special fuels" include diesel fuel, liquified petroleum gases, and those known by such names as "tractor fuel" and "power fuel," when they are used to operate vehicles on the highways.

Diesel fuel is by far the most widely used of the special fuels, although the use of liquified petroleum gases, especially butane, is increasing. The diesel vehicle operates more miles on a gallon of fuel than the gasoline vehicle; and for this reason, nine States were imposing higher tax rates on diesel fuel than on gasoline by the end of 1957. Vermont was the only State that did not tax special fuels in 1957, but it was one of several States that levied additional fees in the form of higher registration or "equalization" fees on vehicles using these fuels.

The words "exemption" and "refund" are not used interchangeably; exemption applies where the State purposely does not collect the tax, and refund applies where the State collects the tax and later returns it in whole or in part. Exemptions are most frequently granted on motor fuel purchased by the Federal Government, or as allowances for loss through evaporation, spillage, etc. Refunds are granted for nonhighway uses of motor fuel such as in agriculture, aviation, industry, construction, and marine use.

Motor-fuel gallonage data for 1957 are given in tables G-2 and G-21 through G-25. Table G-2 shows gallonage taxed, exempted, and refunded without regard to the use of the fuel. It is intended primarily to provide data for tax analyses. The amounts of motor fuel used for highway and nonhighway purposes are shown separately in tables G-21 through G-24. These tables do not include purchases by the Federal Government for military use, nor fuel exported from the continental United States. In some cases the figures differ from those in table G-2, primarily because of adjustments made to show gallonage as nearly as possible for the period in which it was consumed, rather than

for the period in which the tax was paid. In tables G-21 through G-24, other adjustments have been made to allow for losses from destruction, evaporation, spillage, etc.

Table G-25 gives the highway use of special fuels, by months, for all States except Vermont. The gallonage of special fuels taxed in 1957 increased 16 percent over 1956, compared with the 3.3-percent increase for all motor fuel. Special fuels constituted 3.2 percent of the total motor fuel consumed on the highways in 1957.

Most States refund either all or part of the tax paid on motor fuel used for nonhighway purposes. Oklahoma is the only State that grants general tax exemptions on such fuel. In States that allow refunds or exemptions for nonhighway uses, the total gallonage for which exemption or refund is claimed is known, and nearly all of these States keep records indicating the type of use. For States that tax some motor fuels not used on highways, the fuel used for nonhighway purposes, as shown in the tables, has been estimated by the Bureau of Public Roads on the basis of reports of adjoining States with similar economic characteristics. Table G-240 shows the proportion of total motor-fuel gallonage on which the tax is either refunded or exempted for alleged nonhighway use.

The motor-fuel tax collections of all States are given in table G-1. The last column of the table, "Adjusted Net Total Receipts," gives the State highway-user revenues derived from motor fuel. In most States, the tax on aviation fuel is either refunded or placed in a special fund for aviation purposes. Similarly, some States place in a separate fund all or part of the tax paid on fuel used by marine craft, and apply it to the improvement of marine facilities. Where revenue has been placed in such separate funds, it is deducted in the next to last column of table G-1.

Tables G-101, 102, 103, and 105 summarize the more important State provisions for administering motor-fuel tax receipts. Table G-106 gives the State provisions for disposition of motor-fuel tax receipts. Tables G-107 through 110 give the State licenses and fees imposed on wholesalers, dealers, and users of motor fuel, and liquid-fuels inspection fees as of January 1, 1959.

Table G-205 gives the gasoline tax rates in effect for each year since 1941. Disposition of motor-fuel tax revenues is given in table G-3, in the section on highway finance.



# MOTOR-FUEL CONSUMPTION - 1957<sup>1/</sup>

Compiled for calendar year  
from reports of State authorities

(In thousands of gallons)

TABLE G-2, 1957  
REVISED DECEMBER 1958

| STATE          | TAX RATE PER GALLON<br>ON DECEMBER 31 |  | GROSS<br>AMOUNT<br>REPORTED<br>3/ | AMOUNT<br>EXEMPTED<br>FROM<br>PAYMENT<br>OF TAX<br>4/ | GROSS<br>AMOUNT<br>ASSESSED<br>FOR<br>TAXATION | AMOUNT<br>SUBJECT<br>TO REFUND<br>OF ENTIRE<br>TAX | NET AMOUNT TAXED  |                          |                    |                  | AMOUNT<br>TAXED AT<br>PREVAILING<br>RATE DURING<br>1956 | CHANGE DURING 1957 |            | STATE          |            |
|----------------|---------------------------------------|--|-----------------------------------|---|--|--|-------------------|--------------------------|--------------------|------------------|---|--------------------|------------|----------------|------------|
|                | GASOLINE                              | SPECIAL<br>FUELS<br>(DIESEL,<br>KEROSENE,<br>ETC.)<br>2/ |                                   |   |  |  | TOTAL             | AT<br>PREVAILING<br>RATE | AT OTHER RATES 5/  |                  |   | AMOUNT             | AMOUNT     |                | PERCENTAGE |
|                |                                       |  |                                   |   |  |  |                   |                          | RATE PER<br>GALLON | AMOUNT           |   |                    |            |                |            |
| Alabama        | 7                                     | 7  | 930,637                           | 14,395  | 916,242  | -  | 916,242           | 907,754                  | 1                  | 8,488            | 883,017   | 24,737             | 2.8        | Alabama        |            |
| Arizona        | 5                                     | 5  | 458,727                           | 4,366   | 454,361  | 39,691   | 414,670           | 414,670                  | -                  | -                | 384,370   | 30,300             | 7.9        | Arizona        |            |
| Arkansas       | 6.5                                   | 6.5  | 564,864                           | 16,107  | 548,757  | -  | 548,757           | 508,146                  | Various            | 40,611           | 504,669   | 3,477              | 0.7        | Arkansas       |            |
| California     | 6                                     | * 6 & 7  | 5,363,327                         | 213,933   | 5,149,394                                      | 236,891  | 4,912,503         | 4,668,933                | 7                  | 243,570          | 4,523,394   | 145,539            | 3.2        | California     |            |
| Colorado       | 6                                     | 6  | 695,174                           | 61,160  | 634,014  | 68,633   | 565,381           | 565,381                  | -                  | -                | 532,165   | 33,216             | 6.2        | Colorado       |            |
| Connecticut    | 6                                     | 6  | 738,699                           | 10,305  | 728,394  | 12,264   | 716,130           | 716,130                  | -                  | -                | 685,620   | 30,510             | 4.4        | Connecticut    |            |
| Delaware       | 5                                     | 5  | 166,667                           | 1,769   | 164,898  | 9,988  | 154,910           | 154,910                  | -                  | -                | 142,991   | 11,919             | 8.3        | Delaware       |            |
| Florida        | 7                                     | 7  | 1,703,396                         | 185,020   | 1,518,378                                      | -  | 1,518,378         | 1,513,218                | 3                  | 5,160            | 1,393,365   | 119,853            | 8.6        | Florida        |            |
| Georgia        | 6.5                                   | 6.5  | 1,232,934                         | 12,865  | 1,220,069                                      | -  | 1,220,069         | 1,182,736                | 1                  | 37,333           | 1,156,649   | 26,087             | 2.3        | Georgia        |            |
| Idaho          | 6                                     | 6  | 278,953                           | 3,044   | 275,909  | 38,064   | 237,845           | 234,516                  | 2.5                | 3,329            | 236,014   | -1,498             | -0.6       | Idaho          |            |
| Illinois       | 5                                     | 5  | 3,201,514                         | 32,015  | 3,169,499                                      | 420,715  | 2,748,784         | 2,748,784                | -                  | -                | 2,613,390   | 135,394            | 5.2        | Illinois       |            |
| Indiana        | 6                                     | 6  | 1,756,028                         | 40,778  | 1,715,250                                      | 111,598  | 1,603,652         | 1,603,652                | -                  | -                | 1,576,302   | 27,350             | 1.7        | Indiana        |            |
| Iowa           | 6                                     | * 6 & 7  | 1,121,592                         | 18,012  | 1,103,580                                      | 236,677  | 866,903           | 841,549                  | 7                  | 25,354           | 874,479   | -32,930            | -3.8       | Iowa           |            |
| Kansas         | 5                                     | * 5 & 7  | 1,053,579                         | 119,213   | 934,366  | 186,370  | 747,996           | 730,813                  | 7                  | 17,183           | 723,300   | 7,513              | 1.0        | Kansas         |            |
| Kentucky       | 5/ 7                                  | 5/ 7   | 869,406                           | 16,210  | 853,196  | 992  | 852,204           | 794,821                  | 9                  | 57,383           | 774,217   | 20,604             | 2.7        | Kentucky       |            |
| Louisiana      | 7                                     | 7  | 928,208                           | 43,587  | 884,621  | 33,005   | 851,616           | 842,846                  | 2                  | 8,770            | 802,449   | 40,397             | 5.0        | Louisiana      |            |
| Maine          | 7                                     | 7  | 317,652                           | 3,333   | 314,319  | -  | 314,319           | 302,708                  | 1 & 4              | 11,611           | 287,119   | 15,589             | 5.4        | Maine          |            |
| Maryland       | 6                                     | 6  | 849,682                           | 13,404  | 836,278  | 42,812   | 793,466           | 793,466                  | -                  | -                | 772,472   | 20,994             | 2.7        | Maryland       |            |
| Massachusetts  | 5.5                                   | 5.5  | 1,340,364                         | 11,867  | 1,328,497                                      | 39,895   | 1,288,602         | 1,288,602                | -                  | -                | 1,239,159   | 49,443             | 4.0        | Massachusetts  |            |
| Michigan       | 6                                     | 6  | 2,592,609                         | 111,580   | 2,481,029                                      | 128,837  | 2,352,192         | 2,314,371                | Various            | 37,821           | 2,260,466   | 53,905             | 2.4        | Michigan       |            |
| Minnesota      | 5                                     | 5  | 1,265,312                         | 20,181  | 1,245,131                                      | 174,565  | 1,070,566         | 1,049,896                | Various            | 20,670           | 997,857   | 52,039             | 5.2        | Minnesota      |            |
| Mississippi    | 7                                     | * 8  | 613,643                           | 5,984   | 607,659  | 558,665  | 607,659           | 558,665                  | 1 & 8              | 48,994           | 554,439   | 4,226              | 0.8        | Mississippi    |            |
| Missouri       | 3                                     | 3  | 1,641,965                         | 67,353  | 1,574,612                                      | 135,360  | 1,439,252         | 1,439,252                | -                  | -                | 1,411,027   | 28,225             | 2.0        | Missouri       |            |
| Montana        | 7                                     | * 7 & 9  | 310,781                           | 2,893   | 307,888  | 52,144   | 255,744           | 220,490                  | 1 & 9              | 35,254           | 232,241   | -11,751            | -5.1       | Montana        |            |
| Nebraska       | 7                                     | 7  | 604,446                           | 16,064  | 588,382  | 74   | 588,308           | 512,924                  | Various            | 75,384           | 500,800   | 12,124             | 2.4        | Nebraska       |            |
| Nevada         | 6                                     | 6  | 150,598                           | 5,169   | 145,429  | 9,223  | 136,206           | 136,206                  | -                  | -                | 131,141   | 5,065              | 3.9        | Nevada         |            |
| New Hampshire  | 6                                     | 6  | 192,674                           | 2,353   | 190,321  | 4,114  | 186,207           | 185,655                  | 4                  | 552              | 176,365   | 9,290              | 5.3        | New Hampshire  |            |
| New Jersey     | 4                                     | 4  | 1,908,801                         | 33,992  | 1,874,809                                      | 114,244  | 1,760,565         | 1,760,565                | -                  | -                | 1,748,277   | 12,288             | 0.7        | New Jersey     |            |
| New Mexico     | 6                                     | 6  | 401,662                           | 8,521   | 393,141  | 22,163   | 370,978           | 370,978                  | -                  | -                | 336,987   | 33,991             | 10.1       | New Mexico     |            |
| New York       | 4                                     | * 4 & 6  | 3,998,116                         | 422,371   | 3,575,745                                      | 123,829  | 3,451,916         | 3,377,769                | 6                  | 74,147           | 3,250,076   | 127,693            | 3.9        | New York       |            |
| North Carolina | 7                                     | 7  | 1,389,018                         | 48,948  | 1,340,070                                      | -  | 1,340,070         | 1,288,320                | 1 & 2              | 51,750           | 1,268,962   | 19,358             | 1.5        | North Carolina |            |
| North Dakota   | 6                                     | 6  | 328,233                           | 5,141   | 323,092  | 129,901  | 193,191           | 193,191                  | -                  | -                | 145,543   | 77,474             | 32.7       | North Dakota   |            |
| Ohio           | 5                                     | 5  | 3,212,654                         | 98,236  | 3,114,418                                      | 143,385  | 2,971,033         | 2,971,033                | -                  | -                | 2,878,362   | 92,671             | 3.2        | Ohio           |            |
| Oklahoma       | 6.5                                   | 6.5  | 969,547                           | 104,204   | 865,343  | -  | 865,343           | 798,839                  | 2                  | 66,504           | 789,003   | 9,836              | 1.2        | Oklahoma       |            |
| Oregon         | 6                                     | 6  | 664,402                           | 609,573   | 664,402  | 54,829   | 596,312           | 596,312                  | 1                  | 13,261           | 590,917   | 5,395              | 0.9        | Oregon         |            |
| Pennsylvania   | 5                                     | 5  | 3,187,784                         | 24,806  | 3,162,978                                      | 34,621   | 3,128,357         | 3,094,611                | 1.5                | 33,746           | 2,984,423   | 110,188            | 3.7        | Pennsylvania   |            |
| Rhode Island   | 4                                     | 4  | 243,659                           | 3,576   | 240,083  | 1,012  | 239,071           | 239,071                  | -                  | -                | 231,209   | 7,862              | 3.4        | Rhode Island   |            |
| South Carolina | 7                                     | 7  | 700,635                           | 16,871  | 683,764  | 5,185  | 678,579           | 654,285                  | 1                  | 24,294           | 642,427   | 11,858             | 1.8        | South Carolina |            |
| South Dakota   | 6                                     | * 6 & 7  | 342,816                           | 5,696   | 337,120  | 88,071   | 249,049           | 233,714                  | Various            | 15,335           | 232,350   | 1,364              | 0.6        | South Dakota   |            |
| Tennessee      | 7                                     | 7  | 1,054,798                         | 41,534  | 1,013,264                                      | 27,362   | 985,902           | 959,198                  | 1                  | 26,704           | 941,233   | 17,965             | 1.9        | Tennessee      |            |
| Texas          | 5                                     | * 5 & 6.5  | 4,568,637                         | 877,627   | 3,691,010                                      | 331,879  | 3,359,131         | 3,285,207                | Various            | 73,924           | 3,216,524   | 68,683             | 2.1        | Texas          |            |
| Utah           | 6                                     | 6  | 337,470                           | 19,309  | 318,161  | -  | 318,161           | 305,720                  | 4                  | 12,441           | 291,070   | 14,650             | 5.0        | Utah           |            |
| Vermont        | 6.5                                   | No Tax   | 123,761                           | 324   | 123,437  | -  | 123,437           | 123,437                  | -                  | -                | 121,445   | 1,992              | 1.6        | Vermont        |            |
| Virginia       | 8/ 6                                  | 8/ 6   | 1,267,216                         | 23,810  | 1,243,406                                      | 63,747   | 1,179,659         | 1,177,952                | 4 & 8              | 1,707            | 1,134,881   | 43,071             | 3.8        | Virginia       |            |
| Washington     | 6.5                                   | 6.5  | 936,400                           | 40,477  | 895,923  | 47,566   | 848,357           | 848,357                  | -                  | -                | 840,500   | 7,857              | 0.9        | Washington     |            |
| West Virginia  | 6                                     | 6  | 458,256                           | 5,436   | 452,820  | 12,244   | 440,576           | 440,576                  | -                  | -                | 463,825   | 16,751             | 3.6        | West Virginia  |            |
| Wisconsin      | 6                                     | 6  | 1,263,750                         | 21,616  | 1,242,134                                      | 140,253  | 1,101,881         | 1,101,881                | -                  | -                | 1,056,694   | 45,187             | 4.3        | Wisconsin      |            |
| Wyoming        | 5                                     | * 5 & 7  | 180,350                           | 1,804   | 178,546  | -  | 178,546           | 161,934                  | 4                  | 16,612           | 159,517   | 2,417              | 1.5        | Wyoming        |            |
| Dist. of Col.  | 6                                     | 6  | 206,424                           | 17,363  | 189,061  | 1,761  | 187,300           | 187,300                  | -                  | -                | 197,159   | -9,859             | -5.0       | Dist. of Col.  |            |
| <b>Total</b>   | <b>9/ 5.58</b>                        |  | <b>58,727,822</b>                 | <b>2,874,622</b>                                      | <b>55,853,200</b>                              | <b>3,323,964</b>                                   | <b>52,529,236</b> | <b>51,441,344</b>        |                    | <b>1,087,892</b> | <b>49,890,861</b>                                       | <b>1,550,483</b>   | <b>3.1</b> | <b>Total</b>   |            |

Highway Statistics, 1957

1/ This table includes data on all motor-vehicle fuels subject to State motor-fuel taxes, except special fuels (fuels other than gasoline) used for nonhighway purposes. In nearly all States the tax on special fuels is applicable only to the gallonage used on the highways. For the few States that apply the tax to all fuels sold, the nonhighway portion of these special fuels has been excluded. An analysis of motor-fuel usage will be published in Tables G-21 through G-25.

2/ In States marked with an asterisk the tax rate on highway use of some or all of the fuels other than gasoline differs from the rate on gasoline. Some States impose additional registration fees on vehicles using special fuels. Such additional fees in Vermont are in lieu of gallonage taxes on special fuels.

3/ Export sales and other amounts not representing consumption in State have been excluded wherever possible.

4/ Includes allowances for evaporation and other losses, Federal use, other public use, and nonhighway

use, where initial exemptions rather than refunds are made.

5/ In some States gasoline used for specific purposes, and/or special fuels, are taxed or refunded at rates other than the prevailing rate for gasoline.

6/ All trucks or combinations having more than three axles pay 9 cents per gallon tax. Tax on gasoline for agricultural use was refunded at 90% of taxes paid; for aviation use, at 95%.

7/ A very large part of the motor-fuel tax collected by North Dakota is refunded because of claimed nonhighway use, and the proportions refunded fluctuate from year to year. The net amount of fuel taxed by the State, as reported in this table, is not necessarily the net amount actually used on the highways.

8/ All commercial vehicles having more than two axles pay 8 cents per gallon tax.

9/ Weighted average rate.

# ANALYSIS OF MOTOR-FUEL USAGE IN CALENDAR YEAR 1957 <sup>1/</sup>

(In thousands of gallons)

TABLE G-21, 1957  
ISSUED JULY 1958

| STATE          | PRIVATE AND COMMERCIAL USE |                           |                   | PUBLIC USE  |                              |                |                  |                  | SUMMARY OF TOTAL USAGE |  |                  |                   | LOSSES ALLOWED FOR EVAPO-RATION, HANDLING, ETC. <sup>2/</sup> | TOTAL QUANTITY CONSUMED IN STATE | STATE          |
|----------------|----------------------------|---------------------------|-------------------|---|------------------------------|----------------|------------------|------------------|------------------------|--|------------------|-------------------|---|----------------------------------|----------------|
|                | HIGHWAY <sup>2/</sup>      | NON-HIGHWAY <sup>2/</sup> | TOTAL             | FEDERAL (HIGHWAY CIVILIAN USE ONLY) <sup>3/</sup> | STATE, COUNTY, AND MUNICIPAL |                |                  | TOTAL PUBLIC USE | HIGHWAY                |  | NON-HIGHWAY      | TOTAL             |   |                                  |                |
|                |                            |                           |                   |   | HIGHWAY                      | NON-HIGHWAY    | TOTAL            |                  | AMOUNT                 | GALLONS PER REGISTERED MOTOR VEHICLE <sup>4/</sup> |                  |                   |   |                                  |                |
|                |                            |                           |                   |   |                              |                |                  |                  |                        |  |                  |                   |   |                                  |                |
| Alabama        | 845,217                    | 50,140                    | 895,357           | 1,487   | 15,664                       | 5,221          | 20,885           | 22,372           | 862,368                | 768  | 55,361           | 917,729           | 4,325   | 922,054                          | Alabama        |
| Arizona        | 402,842                    | 38,638                    | 441,480           | 2,730   | 7,538                        | 2,513          | 10,051           | 12,781           | 413,110                | 844  | 41,151           | 454,261           | 4,366   | 458,627                          | Arizona        |
| Arkansas       | 502,064                    | 40,413                    | 542,477           | 873   | 8,513                        | 2,838          | 11,351           | 12,224           | 511,450                | 816  | 43,251           | 554,701           | 5,262   | 560,227                          | Arkansas       |
| California     | 4,828,963                  | 398,686                   | 5,227,649         | 8,406   | 15,932                       | 26,190         | 104,761          | 113,263          | 4,915,936              | 720  | 424,876          | 5,340,812         | 24,652  | 5,365,464                        | California     |
| Colorado       | 557,787                    | 94,247                    | 652,034           | 2,850   | 6,730                        | 4,487          | 11,217           | 14,067           | 567,367                | 696  | 98,734           | 666,101           | 6,806   | 672,907                          | Colorado       |
| Connecticut    | 710,133                    | 17,395                    | 727,528           | 718   | 6,201                        | 2,903          | 9,104            | 9,822            | 717,052                | 712  | 20,298           | 737,350           | 7,230   | 744,580                          | Connecticut    |
| Delaware       | 153,874                    | 8,825                     | 162,699           | 146   | 1,649                        | 550            | 2,199            | 2,345            | 155,669                | 911  | 9,375            | 165,044           | 632   | 165,676                          | Delaware       |
| Florida        | 1,424,946                  | 214,565                   | 1,639,511         | 2,077   | 27,859                       | 9,286          | 37,145           | 39,222           | 1,454,882              | 738  | 223,851          | 1,678,733         | 16,561  | 1,695,294                        | Florida        |
| Georgia        | 1,143,373                  | 55,383                    | 1,198,756         | 1,788   | 16,296                       | 5,432          | 21,728           | 23,516           | 1,161,457              | 880  | 60,815           | 1,222,272         | 4,473   | 1,226,745                        | Georgia        |
| Idaho          | 227,253                    | 41,079                    | 268,332           | 1,057   | 4,316                        | 1,438          | 5,754            | 7,511            | 233,426                | 683  | 42,517           | 275,943           | 3,010   | 278,953                          | Idaho          |
| Illinois       | 2,714,058                  | 405,421                   | 3,119,479         | 3,352   | 37,515                       | 12,505         | 50,020           | 53,372           | 2,754,925              | 784  | 417,926          | 3,172,851         | 32,015  | 3,204,866                        | Illinois       |
| Indiana        | 1,580,610                  | 124,770                   | 1,705,380         | 1,120   | 16,489                       | 4,420          | 20,909           | 22,029           | 1,598,219              | 898  | 129,190          | 1,727,409         | 16,961  | 1,744,370                        | Indiana        |
| Iowa           | 849,710                    | 236,559                   | 1,086,269         | 1,057   | 16,995                       | 5,665          | 22,660           | 23,717           | 867,762                | 711  | 242,224          | 1,109,986         | 11,118  | 1,121,104                        | Iowa           |
| Kansas         | 718,016                    | 195,415                   | 913,431           | 1,026   | 15,701                       | 5,234          | 20,935           | 21,961           | 734,743                | 675  | 200,649          | 935,392           | 8,954   | 944,346                          | Kansas         |
| Kentucky       | 790,843                    | 40,851                    | 831,694           | 1,163   | 10,696                       | 3,565          | 14,261           | 15,424           | 802,702                | 726  | 44,416           | 847,118           | 8,410   | 855,528                          | Kentucky       |
| Louisiana      | 825,672                    | 55,101                    | 880,773           | 1,258   | 8,679                        | 2,893          | 11,572           | 12,830           | 835,609                | 779  | 57,994           | 893,603           | 8,770   | 902,373                          | Louisiana      |
| Maine          | 299,144                    | 10,748                    | 309,892           | 367   | 3,320                        | 1,107          | 4,427            | 4,794            | 302,831                | 875  | 11,855           | 314,686           | 3,167   | 317,853                          | Maine          |
| Maryland       | 786,838                    | 39,816                    | 826,654           | 1,410   | 7,370                        | 2,457          | 9,827            | 11,237           | 795,618                | 776  | 42,273           | 837,891           | 8,502   | 846,393                          | Maryland       |
| Massachusetts  | 1,265,093                  | 42,892                    | 1,307,985         | 1,653   | 14,610                       | 4,870          | 19,480           | 21,133           | 1,284,925              | 764  | 47,762           | 1,332,687         | 13,273  | 1,346,391                        | Massachusetts  |
| Michigan       | 2,313,210                  | 201,643                   | 2,514,853         | 2,012   | 35,009                       | 11,670         | 46,679           | 48,691           | 2,350,231              | 731  | 213,313          | 2,563,544         | 24,671  | 2,588,215                        | Michigan       |
| Minnesota      | 1,031,758                  | 195,775                   | 1,227,533         | 1,586   | 13,997                       | 4,666          | 18,663           | 20,249           | 1,047,341              | 724  | 200,441          | 1,247,782         | 12,352  | 1,260,134                        | Minnesota      |
| Mississippi    | 563,965                    | 32,132                    | 596,097           | 1,134   | 7,805                        | 2,602          | 10,407           | 11,542           | 572,905                | 670  | 34,754           | 607,659           | 5,984   | 613,643                          | Mississippi    |
| Missouri       | 1,426,070                  | 181,685                   | 1,607,755         | 1,653   | 11,535                       | 1,672          | 13,207           | 14,860           | 1,439,258              | 691  | 183,357          | 1,622,615         | 15,525  | 1,638,140                        | Missouri       |
| Montana        | 234,113                    | 63,114                    | 297,227           | 2,034   | 6,470                        | 2,157          | 8,627            | 10,661           | 242,271                | 612  | 307,888          | 307,888           | 2,893   | 310,781                          | Montana        |
| Nebraska       | 501,870                    | 75,456                    | 577,326           | 1,039   | 8,291                        | 2,764          | 11,055           | 12,094           | 511,200                | 770  | 78,220           | 589,420           | 5,774   | 595,194                          | Nebraska       |
| Nevada         | 131,537                    | 13,597                    | 145,134           | 1,120   | 2,266                        | 755            | 3,021            | 4,141            | 134,923                | 916  | 14,352           | 149,275           | 1,323   | 152,598                          | Nevada         |
| New Hampshire  | 182,642                    | 3,024                     | 185,666           | 242   | 1,164                        | 4,897          | 6,061            | 6,243            | 182,375                | 802  | 4,188            | 186,563           | 1,737   | 188,300                          | New Hampshire  |
| New Jersey     | 1,705,569                  | 69,800                    | 1,775,369         | 1,397   | 14,901                       | 4,967          | 19,868           | 21,265           | 1,601,867              | 832  | 74,767           | 1,676,634         | 18,324  | 1,694,958                        | New Jersey     |
| New Mexico     | 365,209                    | 22,444                    | 387,653           | 3,224   | 4,116                        | 1,372          | 5,488            | 6,712            | 372,549                | 986  | 23,816           | 396,365           | 3,598   | 399,963                          | New Mexico     |
| New York       | 3,460,995                  | 385,872                   | 3,846,867         | 4,980   | 63,280                       | 21,993         | 84,373           | 89,353           | 3,529,255              | 739  | 406,965          | 3,936,220         | 35,370  | 3,971,590                        | New York       |
| North Carolina | 1,266,870                  | 94,246                    | 1,361,116         | 1,443   | 34,777                       | 11,592         | 46,369           | 47,812           | 1,303,090              | 834  | 65,836           | 1,368,928         | 13,446  | 1,382,426                        | North Carolina |
| North Dakota   | 188,777                    | 129,493                   | 318,270           | 810   | 3,677                        | 1,145          | 4,822            | 5,632            | 193,264                | 604  | 130,638          | 323,902           | 3,902   | 327,804                          | North Dakota   |
| Ohio           | 2,940,874                  | 165,292                   | 3,106,166         | 3,082   | 31,235                       | 10,412         | 41,647           | 44,729           | 2,975,191              | 784  | 175,704          | 3,150,895         | 30,615  | 3,181,510                        | Ohio           |
| Oklahoma       | 778,104                    | 87,154                    | 865,258           | 1,480   | 18,966                       | 6,322          | 25,288           | 26,768           | 798,550                | 745  | 93,486           | 892,036           | 5,367   | 897,403                          | Oklahoma       |
| Oregon         | 584,316                    | 57,733                    | 642,049           | 2,430   | 14,632                       | 4,910          | 19,562           | 21,992           | 601,398                | 724  | 62,643           | 664,041           | 6,069   | 670,110                          | Oregon         |
| Pennsylvania   | 2,949,734                  | 138,755                   | 3,088,489         | 2,752   | 55,867                       | 18,622         | 74,489           | 77,241           | 3,008,353              | 754  | 157,377          | 3,165,730         | 23,289  | 3,189,019                        | Pennsylvania   |
| Rhode Island   | 235,373                    | 1,018                     | 236,391           | 220   | 2,840                        | 947            | 3,787            | 4,007            | 238,433                | 744  | 1,965            | 240,398           | 2,450   | 242,848                          | Rhode Island   |
| South Carolina | 634,767                    | 30,607                    | 665,374           | 1,740   | 17,316                       | 5,772          | 23,088           | 24,828           | 653,823                | 798  | 36,379           | 690,202           | 3,285   | 693,487                          | South Carolina |
| South Dakota   | 222,702                    | 109,433                   | 332,135           | 1,122   | 3,739                        | 1,246          | 4,985            | 6,107            | 227,563                | 690  | 110,679          | 338,242           | 3,317   | 341,559                          | South Dakota   |
| Tennessee      | 953,161                    | 59,557                    | 1,012,718         | 4,269   | 17,528                       | 4,460          | 21,988           | 26,257           | 974,958                | 840  | 64,017           | 1,038,975         | 10,245  | 1,049,220                        | Tennessee      |
| Texas          | 3,308,243                  | 312,031                   | 3,620,274         | 4,869   | 90,999                       | 6,577          | 57,536           | 62,405           | 3,364,071              | 821  | 318,608          | 3,682,679         | 32,111  | 3,714,790                        | Texas          |
| Utah           | 281,374                    | 32,074                    | 313,448           | 1,565   | 4,713                        | 3,535          | 8,248            | 6,278            | 286,474                | 776  | 33,252           | 319,726           | 2,961   | 322,687                          | Utah           |
| Vermont        | 117,373                    | 4,144                     | 121,517           | 197   | 1,440                        | 480            | 1,920            | 2,117            | 119,010                | 823  | 4,624            | 123,634           | 1,251   | 124,885                          | Vermont        |
| Virginia       | 1,156,476                  | 51,247                    | 1,207,723         | 1,904   | 23,229                       | 7,743          | 30,972           | 32,976           | 1,181,609              | 674  | 58,990           | 1,240,599         | 12,453  | 1,253,052                        | Virginia       |
| Washington     | 813,191                    | 78,954                    | 892,145           | 5,367   | 22,349                       | 9,241          | 31,590           | 36,957           | 840,907                | 677  | 88,195           | 929,102           | 2,163   | 931,265                          | Washington     |
| West Virginia  | 460,893                    | 7,540                     | 468,433           | 755   | 17,642                       | 4,222          | 17,642           | 17,642           | 482,312                | 738  | 11,762           | 494,075           | 4,368   | 498,443                          | West Virginia  |
| Wisconsin      | 1,082,773                  | 134,491                   | 1,217,264         | 1,119   | 21,854                       | 7,278          | 29,132           | 30,231           | 1,107,725              | 748  | 141,769          | 1,249,495         | 12,299  | 1,259,894                        | Wisconsin      |
| Wyoming        | 158,784                    | 16,281                    | 175,065           | 1,086   | 2,611                        | 870            | 3,481            | 4,357            | 162,481                | 897  | 17,151           | 179,632           | 1,685   | 181,317                          | Wyoming        |
| Dist. of Col.  | 187,289                    | 1,772                     | 189,061           | 1,682   | 3,443                        | 1,148          | 4,591            | 6,273            | 192,414                | 978  | 2,320            | 194,734           | 1,010   | 195,744                          | Dist. of Col.  |
| <b>Total</b>   | <b>50,952,448</b>          | <b>4,827,338</b>          | <b>55,779,786</b> | <b>93,647</b>                                     | <b>818,536</b>               | <b>262,621</b> | <b>1,081,157</b> | <b>1,174,804</b> | <b>51,864,631</b>      | <b>773</b>   | <b>5,089,959</b> | <b>56,954,590</b> | <b>488,740</b>  | <b>57,443,330</b>                | <b>Total</b>   |
| Percentage     | 89.46                      | 8.48                      | 97.94             | 0.16  | 1.44                         | 0.46           | 1.90             | 2.06             | 91.06                  | -  | 8.94             | 100.00            | -   | -                                | Percentage     |

1/ Tables G-21 through G-25 are based on reports of motor fuel passing through State taxing channels. In order to make the data uniform and complete, numerous estimates and approximations were made by the Bureau of Public Roads. The resulting gallonages differ in many instances from the unadjusted data recorded in Table G-2.

2/ Amounts of highway and nonhighway use were determined principally by analysis of data on taxed gallons, exemptions, and refunds. Estimates for States that report no exemptions or refunds for nonhighway use were based on data for States having similar characteristics.

3/ All motor fuel used by the military services and nonhighway fuel used by civilian branches of the Federal Government are excluded from this table.

4/ The figures in this column are obtained by dividing total highway fuel consumption by total motor vehicle registrations (Table MV-1, 1957). The highway fuel consumption data are reliable for most States but in a few

there are indications that refund claims are excessive and that gasoline allegedly used for nonhighway purposes is actually used on the highways. To the extent that this occurs, the highway consumption of motor fuel is understated.

5/ Some States make a flat percentage allowance for losses in storage and handling, and others allow for actual losses not to exceed a specified percentage. Still others permit distributors to claim stock losses in reconciliation of inventories, thus exempting the lost gallonage from taxation. Losses by destruction, where reported separately, are also included in this column. The maximum allowance used in the analysis to cover losses in storage and handling was one percent. Where allowances were not reported, estimates were made on the basis of legal provisions and reported practices.

Motor Fuel



# TOTAL MOTOR FUEL CONSUMPTION BY MONTHS IN 1957<sup>1/</sup>

(In thousands of gallons)

TABLE G-22, 1957  
ISSUED JULY 1958

| STATE          | JANUARY          | FEBRUARY         | MARCH            | APRIL            | MAY              | JUNE             | JULY             | AUGUST           | SEPTEMBER        | OCTOBER          | NOVEMBER         | DECEMBER         | TOTAL             | STATE          |
|----------------|------------------|------------------|------------------|------------------|------------------|------------------|------------------|------------------|------------------|------------------|------------------|------------------|-------------------|----------------|
| Alabama        | 73,079           | 67,354           | 75,699           | 80,256           | 80,990           | 78,445           | 81,961           | 82,085           | 71,842           | 78,703           | 73,213           | 78,427           | 922,054           | Alabama        |
| Arizona        | 37,092           | 34,045           | 36,977           | 36,584           | 38,991           | 38,775           | 39,977           | 40,033           | 36,062           | 38,867           | 40,601           | 40,623           | 458,627           | Arizona        |
| Arkansas       | 41,654           | 39,673           | 44,467           | 44,416           | 49,419           | 50,958           | 51,987           | 50,563           | 45,378           | 49,862           | 45,425           | 46,425           | 560,227           | Arkansas       |
| California     | 439,719          | 418,307          | 411,815          | 388,650          | 445,067          | 439,593          | 479,344          | 464,919          | 469,875          | 517,534          | 433,224          | 457,420          | 5,365,464         | California     |
| Colorado       | 48,415           | 43,399           | 50,380           | 49,612           | 57,385           | 62,400           | 69,052           | 72,080           | 60,235           | 57,415           | 50,701           | 51,833           | 672,907           | Colorado       |
| Connecticut    | 57,082           | 51,247           | 58,075           | 60,844           | 65,177           | 64,913           | 68,830           | 70,751           | 60,882           | 63,696           | 61,191           | 61,892           | 744,580           | Connecticut    |
| Delaware       | 12,041           | 11,205           | 13,069           | 14,164           | 14,552           | 14,402           | 15,816           | 15,899           | 13,380           | 14,004           | 13,523           | 13,621           | 165,676           | Delaware       |
| Florida        | 147,361          | 144,413          | 153,775          | 148,022          | 138,701          | 132,588          | 141,565          | 138,099          | 122,040          | 135,560          | 137,757          | 155,413          | 1,695,294         | Florida        |
| Georgia        | 99,095           | 91,284           | 101,273          | 107,072          | 108,040          | 101,327          | 109,676          | 110,136          | 95,767           | 102,242          | 97,954           | 102,879          | 1,226,745         | Georgia        |
| Idaho          | 17,827           | 15,315           | 20,485           | 24,079           | 24,462           | 26,689           | 29,276           | 30,172           | 25,849           | 25,464           | 20,548           | 18,787           | 278,953           | Idaho          |
| Illinois       | 241,983          | 216,240          | 252,746          | 256,863          | 297,032          | 287,485          | 294,290          | 286,960          | 265,870          | 284,102          | 261,118          | 260,177          | 3,204,866         | Illinois       |
| Indiana        | 134,033          | 120,698          | 140,641          | 145,949          | 164,062          | 153,692          | 162,712          | 153,996          | 140,882          | 152,886          | 135,386          | 139,433          | 1,744,370         | Indiana        |
| Iowa           | 81,306           | 69,615           | 86,090           | 110,885          | 122,357          | 110,440          | 87,806           | 89,950           | 91,829           | 91,572           | 95,441           | 83,813           | 1,121,104         | Iowa           |
| Kansas         | 69,493           | 59,804           | 70,787           | 72,541           | 85,007           | 95,055           | 95,144           | 87,931           | 78,993           | 78,226           | 73,425           | 76,940           | 944,346           | Kansas         |
| Kentucky       | 64,077           | 61,233           | 65,260           | 71,846           | 82,068           | 72,577           | 79,377           | 79,564           | 68,188           | 75,697           | 66,471           | 69,170           | 855,528           | Kentucky       |
| Louisiana      | 70,379           | 64,768           | 73,316           | 73,756           | 80,770           | 73,052           | 80,726           | 80,833           | 74,235           | 78,676           | 74,707           | 77,155           | 902,373           | Louisiana      |
| Maine          | 23,229           | 19,761           | 20,930           | 23,031           | 27,853           | 28,338           | 35,814           | 37,124           | 27,038           | 27,079           | 24,186           | 23,470           | 317,853           | Maine          |
| Maryland       | 64,158           | 60,271           | 68,813           | 73,034           | 76,304           | 73,635           | 76,009           | 76,993           | 67,330           | 72,416           | 68,908           | 68,522           | 846,393           | Maryland       |
| Massachusetts  | 101,904          | 94,180           | 102,916          | 108,818          | 119,006          | 120,557          | 124,027          | 129,500          | 106,543          | 113,799          | 108,016          | 113,125          | 1,342,391         | Massachusetts  |
| Michigan       | 204,327          | 185,634          | 206,645          | 229,545          | 229,879          | 222,337          | 249,029          | 248,305          | 209,604          | 223,750          | 207,470          | 203,690          | 2,588,215         | Michigan       |
| Minnesota      | 87,448           | 73,702           | 84,016           | 100,276          | 126,820          | 114,958          | 130,832          | 129,881          | 107,076          | 117,812          | 95,239           | 92,074           | 1,260,134         | Minnesota      |
| Mississippi    | 54,590           | 36,743           | 53,237           | 51,243           | 59,582           | 53,166           | 53,017           | 54,348           | 51,540           | 50,589           | 46,729           | 48,859           | 613,643           | Mississippi    |
| Missouri       | 124,080          | 110,416          | 136,714          | 129,469          | 150,000          | 146,366          | 155,884          | 149,691          | 132,788          | 147,837          | 122,730          | 132,165          | 1,638,140         | Missouri       |
| Montana        | 21,590           | 16,753           | 20,560           | 25,009           | 28,282           | 30,111           | 37,961           | 36,895           | 28,855           | 29,292           | 22,192           | 20,704           | 310,781           | Montana        |
| Nebraska       | 41,395           | 36,023           | 43,285           | 49,517           | 56,735           | 55,464           | 65,835           | 57,450           | 52,205           | 45,945           | 45,201           | 46,139           | 595,194           | Nebraska       |
| Nevada         | 9,524            | 9,770            | 10,455           | 12,313           | 11,246           | 16,627           | 16,299           | 16,231           | 13,590           | 12,430           | 11,461           | 10,652           | 150,598           | Nevada         |
| New Hampshire  | 14,635           | 11,490           | 13,407           | 14,767           | 16,305           | 17,566           | 21,491           | 22,758           | 15,019           | 16,192           | 14,372           | 14,298           | 192,300           | New Hampshire  |
| New Jersey     | 148,167          | 132,901          | 151,910          | 158,329          | 167,806          | 163,824          | 175,084          | 177,028          | 151,102          | 158,168          | 156,810          | 153,829          | 1,894,958         | New Jersey     |
| New Mexico     | 31,982           | 27,586           | 29,198           | 32,655           | 34,141           | 34,845           | 37,449           | 36,857           | 34,325           | 34,384           | 31,492           | 35,049           | 399,963           | New Mexico     |
| New York       | 302,076          | 265,576          | 301,770          | 322,784          | 344,957          | 346,890          | 381,258          | 388,249          | 331,803          | 341,769          | 323,263          | 323,195          | 3,971,590         | New York       |
| North Carolina | 110,197          | 98,939           | 117,042          | 117,169          | 122,776          | 117,107          | 125,545          | 119,853          | 106,854          | 118,707          | 114,187          | 114,090          | 1,382,426         | North Carolina |
| North Dakota   | 13,675           | 13,584           | 16,551           | 31,579           | 29,314           | 26,547           | 35,891           | 48,397           | 44,709           | 31,002           | 20,462           | 16,093           | 327,804           | North Dakota   |
| Ohio           | 240,573          | 235,588          | 252,169          | 249,015          | 296,670          | 260,175          | 296,439          | 283,627          | 272,035          | 278,648          | 259,430          | 257,141          | 3,181,510         | Ohio           |
| Oklahoma       | 68,174           | 62,865           | 70,396           | 71,807           | 85,573           | 74,472           | 85,367           | 81,824           | 74,213           | 76,418           | 70,652           | 75,642           | 897,403           | Oklahoma       |
| Oregon         | 47,719           | 43,863           | 51,104           | 55,455           | 58,156           | 61,632           | 67,843           | 68,521           | 58,343           | 58,135           | 50,964           | 48,375           | 670,110           | Oregon         |
| Pennsylvania   | 239,614          | 210,402          | 248,301          | 262,722          | 273,838          | 280,155          | 299,221          | 305,999          | 261,627          | 278,405          | 264,411          | 264,324          | 3,189,019         | Pennsylvania   |
| Rhode Island   | 18,119           | 16,127           | 19,156           | 19,136           | 20,618           | 21,758           | 22,763           | 25,070           | 19,482           | 20,116           | 20,130           | 20,373           | 242,848           | Rhode Island   |
| South Carolina | 54,818           | 50,993           | 58,194           | 59,946           | 60,198           | 60,615           | 61,820           | 60,883           | 54,985           | 57,037           | 55,371           | 58,727           | 693,487           | South Carolina |
| South Dakota   | 20,679           | 20,237           | 19,532           | 24,438           | 30,142           | 34,080           | 36,220           | 39,527           | 35,176           | 29,235           | 27,858           | 24,455           | 341,559           | South Dakota   |
| Tennessee      | 84,656           | 74,001           | 79,030           | 84,593           | 93,198           | 88,417           | 94,915           | 93,022           | 85,311           | 93,872           | 90,255           | 79,672           | 1,049,220         | Tennessee      |
| Texas          | 295,591          | 272,535          | 304,079          | 302,736          | 313,569          | 325,535          | 337,413          | 332,845          | 297,949          | 308,234          | 301,932          | 322,372          | 3,714,790         | Texas          |
| Utah           | 24,126           | 21,202           | 24,494           | 25,892           | 27,691           | 28,631           | 31,998           | 31,956           | 27,970           | 29,470           | 24,441           | 24,816           | 322,687           | Utah           |
| Vermont        | 8,961            | 7,774            | 8,340            | 9,257            | 10,791           | 11,373           | 13,883           | 14,428           | 10,170           | 11,145           | 9,497            | 9,266            | 124,885           | Vermont        |
| Virginia       | 94,639           | 89,006           | 97,032           | 108,995          | 112,818          | 106,077          | 118,127          | 116,355          | 99,275           | 109,144          | 99,998           | 101,586          | 1,253,052         | Virginia       |
| Washington     | 67,367           | 59,089           | 70,788           | 78,195           | 81,521           | 83,776           | 91,225           | 94,559           | 79,878           | 80,744           | 72,923           | 71,200           | 931,265           | Washington     |
| West Virginia  | 40,851           | 33,059           | 39,890           | 44,575           | 43,464           | 38,710           | 45,754           | 46,912           | 40,802           | 45,322           | 37,127           | 41,977           | 498,443           | West Virginia  |
| Wisconsin      | 92,209           | 77,914           | 87,233           | 101,902          | 121,331          | 112,674          | 132,194          | 127,764          | 106,565          | 110,811          | 94,755           | 94,542           | 1,259,894         | Wisconsin      |
| Wyoming        | 11,410           | 9,768            | 11,890           | 13,131           | 15,246           | 18,804           | 22,156           | 21,897           | 17,041           | 15,911           | 11,768           | 12,295           | 181,317           | Wyoming        |
| Dist. of Col.  | 16,320           | 15,103           | 16,865           | 16,758           | 17,030           | 16,151           | 16,881           | 16,867           | 15,205           | 16,278           | 16,281           | 16,605           | 196,344           | Dist. of Col.  |
| <b>Total</b>   | <b>4,413,399</b> | <b>3,999,355</b> | <b>4,490,797</b> | <b>4,671,610</b> | <b>5,116,940</b> | <b>4,993,764</b> | <b>5,381,287</b> | <b>5,337,876</b> | <b>4,764,276</b> | <b>4,996,566</b> | <b>4,604,130</b> | <b>4,673,330</b> | <b>57,443,330</b> | <b>Total</b>   |

<sup>1/</sup> This table is one of a series (G-21 through G-25) giving an analysis of motor-fuel consumption. Table G-21 gives the segregation between highway and nonhighway use, Table G-23 gives highway use by months, Table G-24 gives nonhighway use by purpose of use, and Table G-25 gives highway use of special fuels by months (see notes to Table G-21). Table G-22 gives a

segregation by months of the total consumption reported in the final column of Table G-21, and includes losses allowed for evaporation, handling, etc., as well as the highway and non-highway uses.

Motor Fuel

HIGHWAY USE OF MOTOR FUEL BY MONTHS IN 1957

TABLE G-23, 1957  
ISSUED JULY 1958

(In thousands of gallons)

| STATE          | JANUARY   | FEBRUARY  | MARCH     | APRIL     | MAY       | JUNE      | JULY      | AUGUST    | SEPTEMBER | OCTOBER   | NOVEMBER  | DECEMBER  | TOTAL      | STATE          |
|----------------|-----------|-----------|-----------|-----------|-----------|-----------|-----------|-----------|-----------|-----------|-----------|-----------|------------|----------------|
| Alabama        | 70,517    | 62,901    | 68,783    | 71,169    | 72,174    | 73,316    | 77,165    | 77,649    | 67,818    | 75,453    | 70,149    | 75,274    | 862,368    | Alabama        |
| Arizona        | 33,381    | 30,773    | 33,508    | 32,800    | 34,739    | 34,441    | 35,317    | 36,173    | 32,481    | 35,254    | 37,538    | 36,905    | 413,110    | Arizona        |
| Arkansas       | 39,320    | 35,482    | 37,315    | 36,067    | 43,085    | 47,564    | 47,851    | 47,675    | 41,579    | 41,579    | 42,574    | 44,198    | 511,450    | Arkansas       |
| California     | 407,355   | 386,018   | 378,680   | 394,699   | 403,894   | 402,002   | 436,341   | 423,740   | 430,344   | 476,989   | 396,802   | 419,072   | 4,915,936  | California     |
| Colorado       | 43,713    | 38,251    | 43,721    | 40,841    | 46,817    | 50,455    | 55,010    | 60,920    | 48,745    | 48,272    | 44,028    | 46,794    | 567,367    | Colorado       |
| Connecticut    | 55,014    | 49,910    | 55,835    | 58,527    | 63,129    | 66,382    | 68,140    | 68,107    | 51,522    | 61,522    | 58,665    | 59,645    | 717,052    | Connecticut    |
| Delaware       | 11,421    | 10,643    | 12,362    | 13,068    | 13,635    | 13,995    | 15,084    | 15,009    | 12,410    | 12,956    | 12,985    | 13,281    | 155,669    | Delaware       |
| Florida        | 125,752   | 123,150   | 131,084   | 125,620   | 119,437   | 114,474   | 122,822   | 119,560   | 105,109   | 117,043   | 118,212   | 132,819   | 1,454,882  | Florida        |
| Georgia        | 95,854    | 85,854    | 94,440    | 97,949    | 98,672    | 93,595    | 104,419   | 106,990   | 90,763    | 98,234    | 94,618    | 100,509   | 1,161,457  | Georgia        |
| Idaho          | 16,042    | 14,010    | 18,736    | 19,849    | 19,884    | 20,942    | 22,574    | 22,868    | 21,121    | 21,252    | 18,789    | 17,416    | 233,426    | Idaho          |
| Illinois       | 195,778   | 195,257   | 222,046   | 216,530   | 252,911   | 233,485   | 243,020   | 248,993   | 230,326   | 241,842   | 225,313   | 229,424   | 2,754,925  | Illinois       |
| Indiana        | 126,386   | 114,933   | 131,042   | 133,799   | 149,500   | 135,753   | 143,476   | 140,727   | 126,000   | 138,441   | 126,133   | 131,969   | 1,596,219  | Indiana        |
| Iowa           | 74,354    | 62,790    | 74,655    | 85,890    | 90,596    | 74,359    | 52,061    | 69,615    | 71,473    | 66,799    | 72,842    | 72,328    | 867,762    | Iowa           |
| Kansas         | 63,665    | 54,018    | 61,022    | 55,929    | 64,268    | 72,838    | 61,860    | 69,816    | 52,254    | 54,411    | 59,634    | 69,288    | 734,743    | Kansas         |
| Kentucky       | 60,787    | 56,003    | 61,077    | 66,872    | 76,074    | 66,729    | 74,434    | 75,362    | 63,624    | 71,435    | 62,719    | 65,786    | 802,702    | Kentucky       |
| Louisiana      | 66,365    | 60,050    | 65,972    | 65,830    | 72,419    | 67,163    | 75,852    | 75,831    | 68,619    | 73,685    | 70,659    | 73,164    | 835,609    | Louisiana      |
| Maine          | 22,592    | 19,131    | 20,123    | 22,138    | 26,492    | 27,156    | 33,856    | 35,687    | 25,214    | 25,273    | 22,916    | 22,253    | 302,831    | Maine          |
| Maryland       | 61,673    | 57,572    | 65,776    | 68,879    | 71,346    | 70,228    | 70,346    | 70,535    | 62,588    | 67,905    | 65,444    | 66,115    | 795,618    | Maryland       |
| Massachusetts  | 97,601    | 89,477    | 98,056    | 102,976   | 113,795   | 114,716   | 118,383   | 123,925   | 101,790   | 108,826   | 103,186   | 108,625   | 1,281,356  | Massachusetts  |
| Michigan       | 190,223   | 171,905   | 192,014   | 180,681   | 207,200   | 195,992   | 220,518   | 222,935   | 184,577   | 203,244   | 191,836   | 189,196   | 2,350,231  | Michigan       |
| Minnesota      | 80,504    | 67,105    | 75,639    | 83,240    | 100,240   | 88,555    | 101,048   | 102,401   | 84,311    | 98,421    | 83,123    | 82,794    | 1,047,341  | Minnesota      |
| Mississippi    | 52,723    | 33,865    | 48,683    | 45,203    | 53,636    | 49,544    | 49,701    | 51,219    | 48,751    | 48,277    | 44,595    | 46,708    | 572,505    | Mississippi    |
| Missouri       | 114,792   | 101,541   | 122,896   | 111,143   | 129,448   | 124,835   | 134,795   | 133,488   | 111,725   | 126,614   | 106,225   | 121,756   | 1,439,258  | Missouri       |
| Montana        | 17,863    | 13,885    | 17,238    | 19,505    | 22,059    | 22,851    | 29,161    | 25,833    | 17,574    | 20,531    | 18,800    | 17,317    | 242,617    | Montana        |
| Nebraska       | 35,694    | 29,485    | 37,952    | 46,460    | 54,238    | 48,563    | 56,065    | 49,415    | 38,634    | 36,927    | 37,317    | 40,450    | 511,200    | Nebraska       |
| Nevada         | 8,357     | 8,749     | 9,234     | 11,273    | 9,900     | 14,642    | 14,415    | 14,338    | 12,307    | 11,294    | 10,523    | 9,821     | 134,923    | Nevada         |
| New Hampshire  | 14,824    | 11,176    | 13,033    | 14,470    | 15,968    | 20,749    | 20,517    | 21,513    | 14,505    | 15,886    | 13,917    | 13,886    | 186,375    | New Hampshire  |
| New Jersey     | 140,123   | 125,946   | 145,145   | 151,646   | 160,097   | 156,427   | 165,824   | 168,370   | 142,558   | 150,382   | 148,746   | 146,603   | 1,801,867  | New Jersey     |
| New Mexico     | 29,860    | 25,284    | 27,222    | 30,493    | 31,704    | 35,421    | 35,116    | 34,569    | 31,763    | 31,622    | 29,256    | 33,239    | 372,549    | New Mexico     |
| New York       | 271,413   | 234,306   | 269,296   | 287,443   | 306,567   | 305,594   | 337,017   | 347,117   | 285,765   | 304,180   | 291,856   | 288,688   | 3,529,255  | New York       |
| North Carolina | 103,438   | 93,358    | 110,303   | 110,483   | 115,732   | 110,150   | 118,096   | 113,238   | 101,035   | 111,874   | 107,837   | 107,546   | 1,303,090  | North Carolina |
| North Dakota   | 10,630    | 10,630    | 12,175    | 14,495    | 16,041    | 15,502    | 22,243    | 21,453    | 18,745    | 18,746    | 15,654    | 12,949    | 193,264    | North Dakota   |
| Ohio           | 228,846   | 224,118   | 239,491   | 233,955   | 278,235   | 236,961   | 274,958   | 262,174   | 239,756   | 277,866   | 246,316   | 238,515   | 2,975,191  | Ohio           |
| Oklahoma       | 62,664    | 57,751    | 63,585    | 65,660    | 76,622    | 61,050    | 70,070    | 71,714    | 64,806    | 68,957    | 65,324    | 70,347    | 796,550    | Oklahoma       |
| Oregon         | 43,987    | 40,263    | 46,207    | 50,032    | 51,883    | 55,229    | 58,876    | 60,777    | 52,171    | 52,625    | 45,042    | 44,306    | 601,398    | Oregon         |
| Pennsylvania   | 229,511   | 198,486   | 234,848   | 247,682   | 257,725   | 262,713   | 277,522   | 289,494   | 240,647   | 263,299   | 253,541   | 252,885   | 3,008,353  | Pennsylvania   |
| Rhode Island   | 17,859    | 15,857    | 18,840    | 18,796    | 20,253    | 21,350    | 22,296    | 24,604    | 19,084    | 19,685    | 19,893    | 20,006    | 238,433    | Rhode Island   |
| South Carolina | 53,040    | 48,276    | 54,632    | 55,276    | 54,436    | 55,227    | 57,946    | 58,867    | 51,487    | 53,918    | 53,686    | 57,338    | 655,823    | South Carolina |
| South Dakota   | 13,499    | 12,253    | 15,073    | 16,348    | 19,810    | 20,020    | 20,019    | 25,900    | 21,283    | 17,723    | 20,019    | 16,011    | 227,563    | South Dakota   |
| Tennessee      | 79,603    | 69,734    | 79,218    | 86,063    | 95,924    | 80,430    | 86,851    | 80,024    | 86,810    | 84,569    | 87,255    | 75,477    | 974,958    | Tennessee      |
| Texas          | 271,916   | 246,051   | 272,061   | 265,569   | 272,329   | 286,641   | 312,378   | 307,590   | 269,763   | 281,590   | 277,408   | 300,775   | 3,364,071  | Texas          |
| Utah           | 20,918    | 18,273    | 21,204    | 22,725    | 24,215    | 25,091    | 28,589    | 28,619    | 25,195    | 26,541    | 22,971    | 22,971    | 286,474    | Utah           |
| Vermont        | 8,672     | 7,461     | 7,985     | 8,914     | 10,448    | 10,668    | 13,064    | 13,622    | 9,693     | 10,492    | 9,166     | 8,895     | 119,010    | Vermont        |
| Virginia       | 89,138    | 83,723    | 90,383    | 103,144   | 105,476   | 98,944    | 112,277   | 110,923   | 93,081    | 103,802   | 93,847    | 96,871    | 1,161,609  | Virginia       |
| Washington     | 61,748    | 53,891    | 63,105    | 70,939    | 73,285    | 74,931    | 81,590    | 84,244    | 71,501    | 73,132    | 67,170    | 65,721    | 840,907    | Washington     |
| West Virginia  | 39,443    | 38,869    | 39,869    | 43,095    | 42,137    | 37,162    | 44,569    | 45,769    | 39,584    | 43,572    | 35,817    | 40,769    | 482,313    | West Virginia  |
| Wisconsin      | 86,238    | 72,658    | 86,038    | 90,993    | 105,842   | 92,676    | 109,544   | 108,420   | 87,827    | 97,041    | 87,047    | 88,402    | 1,105,726  | Wisconsin      |
| Wyoming        | 10,223    | 8,754     | 10,654    | 11,757    | 13,659    | 15,852    | 19,854    | 19,826    | 15,274    | 14,257    | 10,545    | 11,016    | 162,481    | Wyoming        |
| Dist. of Col.  | 16,017    | 14,849    | 16,584    | 16,440    | 16,729    | 15,776    | 16,329    | 16,492    | 14,823    | 15,933    | 15,967    | 16,275    | 192,414    | Dist. of Col.  |
| Total          | 4,090,855 | 3,679,469 | 4,101,860 | 4,185,225 | 4,564,645 | 4,410,878 | 4,773,030 | 4,799,802 | 4,219,376 | 4,507,085 | 4,210,668 | 4,322,138 | 51,864,631 | Total          |

1/ This table is one of a series (G-21 through G-25) giving an analysis of motor-fuel consumption. Table G-21 gives the segregation between highway and nonhighway use, Table G-22 gives total use by months, Table G-23 gives nonhighway use by purpose of use, and Table G-25 gives highway use of special fuels by months. See notes to Table G-21.

## NONHIGHWAY USE OF GASOLINE IN 1957 <sup>1/</sup>

### ANALYSIS OF PRIVATE AND COMMERCIAL USE FOR OTHER THAN HIGHWAY PURPOSES

(In thousands of gallons)

TABLE G-24, 1957  
ISSUED JULY 1958

| STATE                        | TOTAL NON-HIGHWAY USE <sup>2/</sup> | UNCLASSIFIED | CLASSIFIED <sup>3/</sup> |                  |            |            |   |                            |          |         | STATE  |                              |
|------------------------------|-------------------------------------|--------------|--------------------------|------------------|------------|------------|---|----------------------------|----------|---------|--------|------------------------------|
|                              |                                     |              | TOTAL                    | AGRICULTURAL USE | OTHER USES |            |   |                            |          |         |        |                              |
|                              |                                     |              |                          |                  | TOTAL      | AVIATION   | INDUSTRIAL AND COMMERCIAL <sup>4/</sup> | CONSTRUCTION <sup>4/</sup> | DOMESTIC | MARINE  |        | MISCELLANEOUS                |
| Alabama                      | * 50,140                            | 50,140       | (7,874)                  | (7,874)          | -          | -          | -                                       | -                          | -        | -       | -      | Alabama                      |
| Arizona                      | 38,638                              | -            | 38,638                   | 14,983           | 23,655     | 16,485     | 5,818                                   | 1,086                      | 41       | -       | 225    | Arizona                      |
| Arkansas                     | * 40,413                            | 40,413       | (18,897)                 | (13,826)         | (5,071)    | (5,071)    | -                                       | -                          | -        | -       | -      | Arkansas                     |
| California                   | 398,686                             | -            | 398,686                  | 90,814           | 307,872    | 2/ 226,401 | 6,345                                   | 13,376                     | -        | 4,863   | 56,887 | California                   |
| Colorado                     | 94,247                              | -            | 94,247                   | 57,404           | 36,843     | 30,170     | 4,734                                   | 1,724                      | 56       | -       | 159    | Colorado                     |
| Connecticut                  | 17,395                              | -            | 17,395                   | 1,640            | 15,755     | 2,531      | 8,811                                   | 3,535                      | -        | 758     | 120    | Connecticut                  |
| Delaware                     | 8,825                               | -            | 8,825                    | 5,885            | 2,940      | 372        | 2,197                                   | -                          | -        | 371     | -      | Delaware                     |
| Florida                      | * 214,565                           | 214,565      | (163,438)                | (5,160)          | (158,278)  | (158,278)  | -                                       | -                          | -        | -       | -      | Florida                      |
| Georgia                      | * 55,383                            | 55,383       | (39,094)                 | (34,854)         | (4,240)    | (4,001)    | -                                       | -                          | -        | (239)   | -      | Georgia                      |
| Idaho                        | 41,079                              | -            | 41,079                   | 33,715           | 7,364      | 3,329      | 3,894                                   | -                          | -        | 141     | -      | Idaho                        |
| Illinois                     | 405,421                             | -            | 405,421                  | 220,530          | 184,891    | 158,717    | 17,893                                  | 6,105                      | 935      | 514     | 727    | Illinois                     |
| Indiana                      | 124,770                             | -            | 124,770                  | 98,600           | 26,170     | 12,383     | 8,272                                   | 3,241                      | 8        | 208     | 2,058  | Indiana                      |
| Iowa                         | 236,559                             | -            | 236,559                  | 216,652          | 19,907     | 3,740      | 14,157                                  | 1,348                      | -        | -       | 662    | Iowa                         |
| Kansas                       | 195,415                             | -            | 195,415                  | 171,845          | 23,570     | 6,828      | 12,085                                  | 3,756                      | 1        | -       | 900    | Kansas                       |
| Kentucky                     | * 40,851                            | 40,851       | (37,042)                 | (14,301)         | (22,741)   | (22,741)   | -                                       | -                          | -        | -       | -      | Kentucky                     |
| Louisiana                    | * 55,101                            | 55,101       | (49,112)                 | (20,360)         | (28,752)   | (28,752)   | -                                       | -                          | -        | (2,138) | -      | Louisiana                    |
| Maine                        | 10,748                              | -            | 10,748                   | 4,752            | 5,996      | 1,472      | 1,794                                   | -                          | -        | 2,730   | -      | Maine                        |
| Maryland                     | 39,816                              | -            | 39,816                   | 21,019           | 18,797     | 5,003      | 9,007                                   | -                          | 207      | 4,580   | -      | Maryland                     |
| Massachusetts                | 42,892                              | -            | 42,892                   | 1,949            | 40,943     | 36,533     | 3,247                                   | -                          | -        | 1,163   | -      | Massachusetts                |
| Michigan                     | 201,643                             | -            | 201,643                  | 90,418           | 111,225    | 33,463     | 71,920                                  | 5,364                      | -        | 478     | -      | Michigan                     |
| Minnesota                    | 195,775                             | -            | 195,775                  | 159,039          | 36,736     | 26,642     | 10,094                                  | -                          | -        | -       | -      | Minnesota                    |
| Mississippi                  | 32,152                              | -            | 32,152                   | 25,970           | 6,182      | 4,099      | 1,949                                   | 101                        | -        | -       | 33     | Mississippi                  |
| Missouri                     | 181,685                             | -            | 181,685                  | 105,205          | 76,480     | 65,446     | 11,034                                  | -                          | -        | -       | -      | Missouri                     |
| Montana                      | 63,114                              | -            | 63,114                   | 43,002           | 20,112     | 15,366     | 4,646                                   | -                          | 19       | -       | 81     | Montana                      |
| Nebraska                     | 75,456                              | -            | 75,456                   | 66,415           | 9,041      | 7,774      | 1,267                                   | -                          | -        | -       | -      | Nebraska                     |
| Nevada                       | 13,597                              | -            | 13,597                   | 3,358            | 10,239     | 6,718      | 825                                     | 1,521                      | -        | -       | 1,175  | Nevada                       |
| New Hampshire                | 3,024                               | -            | 3,024                    | 708              | 2,316      | 552        | 803                                     | 667                        | 2        | 278     | 14     | New Hampshire                |
| New Jersey                   | 69,800                              | -            | 69,800                   | 9,392            | 60,408     | 37,969     | 19,413                                  | -                          | 33       | 817     | 2,176  | New Jersey                   |
| New Mexico                   | 22,444                              | -            | 22,444                   | 9,592            | 12,852     | 8,907      | 3,348                                   | 588                        | 2        | 6       | 1      | New Mexico                   |
| New York                     | 385,872                             | -            | 385,872                  | 58,773           | 327,099    | 255,091    | 53,753                                  | 12,954                     | -        | 4,183   | 1,118  | New York                     |
| North Carolina               | 54,246                              | -            | 54,246                   | 24,509           | 29,737     | 18,260     | 7,507                                   | 1,805                      | 4        | 1,959   | 102    | North Carolina               |
| North Dakota                 | 129,493                             | -            | 129,493                  | 125,258          | 4,235      | 1,757      | 2,478                                   | -                          | -        | -       | -      | North Dakota                 |
| Ohio                         | 165,292                             | 165,292      | (34,166)                 | -                | (34,166)   | (34,166)   | -                                       | -                          | -        | -       | -      | Ohio                         |
| Oklahoma                     | 87,164                              | -            | 87,164                   | 66,504           | 20,660     | 15,904     | 4,756                                   | -                          | -        | -       | -      | Oklahoma                     |
| Oregon                       | 57,733                              | -            | 57,733                   | 25,685           | 32,048     | 12,942     | 18,090                                  | -                          | -        | 1,016   | -      | Oregon                       |
| Pennsylvania                 | * 138,755                           | 138,755      | (68,367)                 | (34,621)         | (33,746)   | (33,746)   | -                                       | -                          | -        | -       | -      | Pennsylvania                 |
| Rhode Island                 | 1,018                               | -            | 1,018                    | 196              | 822        | 469        | 9                                       | -                          | -        | 344     | -      | Rhode Island                 |
| South Carolina               | * 30,607                            | 30,607       | (29,999)                 | (24,621)         | (5,378)    | (4,698)    | (200)                                   | -                          | -        | (480)   | -      | South Carolina               |
| South Dakota                 | 109,433                             | -            | 109,433                  | 106,115          | 3,317      | 1,954      | 1,363                                   | -                          | -        | -       | -      | South Dakota                 |
| Tennessee                    | 59,557                              | -            | 59,557                   | 27,067           | 32,490     | 31,289     | -                                       | -                          | -        | -       | 1,201  | Tennessee                    |
| Texas                        | 312,031                             | -            | 312,031                  | 160,752          | 151,279    | 110,130    | 11,059                                  | 8,223                      | -        | -       | 21,667 | Texas                        |
| Utah                         | * 32,074                            | 32,074       | (11,832)                 | -                | (11,832)   | (11,832)   | -                                       | -                          | -        | -       | -      | Utah                         |
| Vermont                      | * 4,144                             | 4,144        | (360)                    | -                | (360)      | (360)      | -                                       | -                          | -        | -       | -      | Vermont                      |
| Virginia                     | 51,247                              | 51,247       | (7,347)                  | -                | (7,347)    | (7,347)    | -                                       | -                          | -        | -       | -      | Virginia                     |
| Washington                   | 78,954                              | -            | 78,954                   | 18,944           | 60,010     | 38,409     | 15,350                                  | -                          | -        | 3,399   | 2,852  | Washington                   |
| West Virginia                | 7,540                               | -            | 7,540                    | 4,632            | 2,908      | 2,360      | 511                                     | -                          | -        | 37      | -      | West Virginia                |
| Wisconsin                    | 134,491                             | -            | 134,491                  | 112,763          | 21,728     | 11,545     | 6,600                                   | -                          | -        | -       | 3,583  | Wisconsin                    |
| Wyoming                      | * 16,281                            | 16,281       | (4,169)                  | -                | (4,169)    | (4,169)    | -                                       | -                          | -        | -       | -      | Wyoming                      |
| Dist. of Col.                | 1,772                               | 1,772        | -                        | -                | -          | -          | -                                       | -                          | -        | -       | -      | Dist. of Col.                |
| Partial Totals <sup>6/</sup> | -                                   | -            | 3,930,713                | 2,184,086        | 1,746,627  | 1,211,010  | 345,129                                 | 65,394                     | 1,308    | 27,845  | 95,941 | Partial Totals <sup>6/</sup> |
| Percentage                   | -                                   | -            | 100.00                   | 55.56            | 44.44      | -          | -                                       | -                          | -        | -       | -      | Percentage                   |
| Full Totals                  | 4,827,338                           | 896,625      | 3,930,713                | -                | -          | -          | -                                       | -                          | -        | -       | -      | Full Totals                  |

<sup>1/</sup> This table gives the amounts of gasoline used for nonhighway purposes insofar as data or estimates were available. Table G-24 is one of a series (G-21 through G-25) giving an analysis of motor-fuel consumption. Table G-21 gives the segregation between highway and nonhighway use, Table G-22 gives total use by months, Table G-23 gives highway use by months, and Table G-25 gives highway use of special fuels by months. See notes to Table G-21.

<sup>2/</sup> Data on private and commercial nonhighway use of motor-vehicle fuel were obtained by analysis of reported exemptions and refunds. A complete and uniform classification of nonhighway use is impossible because (1) there are considerable differences among the States in the definitions of fluids coming within the purview of the tax, (2) a few States do not allow exemptions or refunds for nonhighway use of motor fuel, (3) some States allow exemptions or refunds for certain nonhighway uses but did not report the total nonhighway use, and (4) some States failed to report a classification of exemptions or refunds according to use. Asterisks (\*) indicate States for

which it was necessary to estimate a portion, or all, of the nonhighway use.

<sup>3/</sup> For the States for which some but not all nonhighway uses were reported separately, the entire nonhighway gallonage is given in the unclassified column. The known amounts of the respective nonhighway uses are also given in the classified columns in parentheses, but are not added to the column totals.

<sup>4/</sup> "Construction" is included with "industrial and commercial" in the classification of some States.

<sup>5/</sup> Much of the fuel consumed by large aviation users, who are licensed distributors, is not included in Tables G-21, G-22, and G-24. This use was not required to be reported and did not enter the State's taxing channels.

<sup>6/</sup> Totals for 35 States for which complete classification of nonhighway use was reported.



# HIGHWAY USE OF SPECIAL FUELS BY MONTHS IN 1957 <sup>1/</sup>

(In thousands of gallons)

TABLE G-25, 1957  
ISSUED JULY 1958

| STATE                | TAX RATE PER GALLON, DECEMBER 31, 1957 <sup>2/</sup> | JANUARY        | FEBRUARY       | MARCH          | APRIL          | MAY            | JUNE           | JULY           | AUGUST         | SEPTEMBER      | OCTOBER        | NOVEMBER       | DECEMBER       | TOTAL            | STATE                |
|----------------------|--|----------------|----------------|----------------|----------------|----------------|----------------|----------------|----------------|----------------|----------------|----------------|----------------|------------------|----------------------|
|                      | Cents  |                |                |                |                |                |                |                |                |                |                |                |                |                  |                      |
| Alabama              | 7  | 1,686          | 1,447          | 1,665          | 1,672          | 1,741          | 1,570          | 1,646          | 1,675          | 1,655          | 1,871          | 1,766          | 1,794          | 20,188           | Alabama              |
| Arizona              | 5  | 2,721          | 2,712          | 2,681          | 2,996          | 2,884          | 2,988          | 3,092          | 3,099          | 2,989          | 3,478          | 3,262          | 3,199          | 36,101           | Arizona              |
| Arkansas             | 6.5  | 1,156          | 1,388          | 1,343          | 1,352          | 1,423          | 1,446          | 1,523          | 1,523          | 1,576          | 1,595          | 1,494          | 1,505          | 17,324           | Arkansas             |
| California           | 6 & 7  | 21,182         | 19,122         | 18,601         | 19,436         | 21,815         | 21,742         | 24,413         | 21,876         | 22,930         | 25,670         | 22,267         | 22,287         | 261,341          | California           |
| Colorado             | 6  | 2,319          | 2,652          | 2,880          | 2,831          | 2,568          | 2,761          | 2,351          | 2,744          | 2,760          | 3,021          | 2,610          | 2,823          | 32,320           | Colorado             |
| Connecticut          | 6  | 986            | 957            | 994            | 1,046          | 1,072          | 1,142          | 1,011          | 1,145          | 1,047          | 1,111          | 1,130          | 1,052          | 12,693           | Connecticut          |
| Delaware             | 5  | 156            | 133            | 134            | 165            | 167            | 155            | 190            | 154            | 148            | 172            | 175            | 167            | 1,916            | Delaware             |
| Florida              | 7  | 2,613          | 2,424          | 2,707          | 2,597          | 2,272          | 2,442          | 2,102          | 2,128          | 2,205          | 2,408          | 2,485          | 2,922          | 29,275           | Florida              |
| Georgia              | 6.5  | 3,175          | 2,357          | 3,073          | 4,078          | 3,264          | 3,328          | 3,725          | 3,471          | 3,609          | 3,716          | 3,095          | 3,540          | 40,431           | Georgia              |
| Idaho                | 6  | 807            | 787            | 1,025          | 1,027          | 1,174          | 1,035          | 1,255          | 1,281          | 1,179          | 1,279          | 1,224          | 975            | 12,871           | Idaho                |
| Illinois             | 5  | 3,861          | 3,486          | 4,083          | 3,975          | 4,303          | 3,727          | 3,994          | 4,393          | 4,322          | 5,089          | 4,403          | 4,440          | 50,076           | Illinois             |
| Indiana              | 6  | 3,153          | 2,818          | 3,130          | 2,810          | 2,884          | 2,730          | 2,770          | 2,934          | 2,976          | 3,378          | 3,310          | 3,178          | 36,071           | Indiana              |
| Iowa                 | 6 & 7  | 2,252          | 2,050          | 2,463          | 3,017          | 3,440          | 3,232          | 1,957          | 1,976          | 1,928          | 1,993          | 2,249          | 2,376          | 28,933           | Iowa                 |
| Kansas               | 5 & 7  | 1,455          | 1,369          | 1,329          | 1,533          | 1,496          | 1,749          | 1,548          | 1,539          | 1,899          | 1,798          | 1,710          | 2,079          | 19,898           | Kansas               |
| Kentucky             | 7 & 9  | 1,506          | 1,608          | 1,608          | 1,691          | 1,950          | 1,726          | 1,932          | 1,988          | 1,611          | 1,867          | 1,688          | 1,678          | 20,674           | Kentucky             |
| Louisiana            | 7  | 1,407          | 1,332          | 1,407          | 1,511          | 1,499          | 1,332          | 1,449          | 1,591          | 1,508          | 1,754          | 1,617          | 1,775          | 18,182           | Louisiana            |
| Maine                | 7  | 304            | 254            | 272            | 269            | 387            | 318            | 308            | 312            | 285            | 302            | 279            | 322            | 3,612            | Maine                |
| Maryland             | 6  | 1,305          | 1,279          | 1,463          | 1,412          | 1,635          | 1,566          | 1,542          | 1,681          | 1,570          | 1,885          | 1,715          | 1,900          | 18,953           | Maryland             |
| Massachusetts        | 5.5  | 1,170          | 1,150          | 1,440          | 1,343          | 1,424          | 1,857          | 1,828          | 1,760          | 1,676          | 1,590          | 1,800          | 1,980          | 18,978           | Massachusetts        |
| Michigan             | 6  | 2,136          | 1,908          | 2,071          | 2,026          | 2,102          | 2,170          | 2,259          | 2,355          | 2,203          | 2,434          | 2,335          | 2,237          | 26,236           | Michigan             |
| Minnesota            | 5  | 1,716          | 2,359          | 2,227          | 1,976          | 2,211          | 2,102          | 2,221          | 2,266          | 2,186          | 2,269          | 2,264          | 2,296          | 26,093           | Minnesota            |
| Mississippi          | 8  | 1,441          | 931            | 1,291          | 1,176          | 1,401          | 1,352          | 1,342          | 1,368          | 1,240          | 1,244          | 1,184          | 1,277          | 15,247           | Mississippi          |
| Missouri             | 3  | 3,099          | 2,836          | 3,062          | 2,996          | 3,274          | 2,952          | 3,108          | 2,844          | 3,168          | 3,590          | 3,385          | 3,349          | 37,623           | Missouri             |
| Montana              | 7 & 9  | 1,597          | 1,268          | 1,261          | 1,314          | 1,669          | 1,708          | 1,921          | 1,789          | 2,234          | 1,702          | 1,746          | 1,760          | 19,969           | Montana              |
| Nebraska             | 7  | 1,824          | 1,675          | 1,823          | 1,818          | 1,781          | 1,749          | 1,823          | 2,005          | 1,974          | 2,225          | 1,965          | 1,946          | 22,608           | Nebraska             |
| Nevada               | 6  | 1,225          | 1,158          | 1,385          | 1,429          | 1,317          | 1,701          | 1,604          | 1,619          | 1,581          | 1,523          | 1,550          | 1,396          | 17,488           | Nevada               |
| New Hampshire        | 6  | 78             | 98             | 85             | 90             | 108            | 95             | 118            | 83             | 122            | 147            | 117            | 97             | 1,236            | New Hampshire        |
| New Jersey           | 4  | 4,532          | 4,258          | 4,903          | 5,189          | 4,770          | 5,515          | 5,081          | 5,438          | 5,020          | 4,118          | 6,709          | 5,161          | 60,694           | New Jersey           |
| New Mexico           | 6  | 2,583          | 2,639          | 1,799          | 3,223          | 3,656          | 3,304          | 2,929          | 2,889          | 3,064          | 3,130          | 2,340          | 4,330          | 35,886           | New Mexico           |
| New York             | 6  | 5,806          | 5,608          | 6,012          | 6,100          | 6,027          | 6,360          | 6,336          | 6,274          | 6,314          | 6,639          | 6,441          | 6,230          | 74,147           | New York             |
| North Carolina       | 7  | 1,736          | 3,388          | 2,828          | 2,806          | 2,692          | 2,768          | 2,890          | 2,450          | 3,320          | 3,174          | 2,829          | 3,020          | 33,701           | North Carolina       |
| North Dakota         | 6  | 644            | 1,119          | 630            | 992            | 1,272          | 937            | 1,259          | 1,469          | 1,820          | 1,189          | 1,608          | 1,049          | 13,988           | North Dakota         |
| Ohio                 | 5  | 6,479          | 5,982          | 6,835          | 6,481          | 6,761          | 6,523          | 6,736          | 7,101          | 6,963          | 7,832          | 7,563          | 7,464          | 82,727           | Ohio                 |
| Oklahoma             | 6.5  | 2,400          | 2,434          | 2,307          | 2,446          | 2,464          | 2,752          | 2,483          | 2,722          | 2,530          | 2,816          | 2,569          | 2,680          | 30,603           | Oklahoma             |
| Oregon <sup>3/</sup> | 6  | 2,957          | 2,638          | 2,667          | 3,015          | 2,754          | 2,406          | 2,870          | 2,785          | 2,754          | 3,160          | 2,986          | 3,276          | 34,268           | Oregon <sup>3/</sup> |
| Pennsylvania         | 6 & 5  | 5,506          | 4,965          | 4,901          | 6,049          | 6,160          | 6,069          | 6,204          | 6,324          | 6,427          | 6,633          | 6,187          | 6,698          | 72,123           | Pennsylvania         |
| Rhode Island         | 4  | 295            | 282            | 324            | 324            | 349            | 369            | 382            | 420            | 329            | 339            | 339            | 343            | 4,095            | Rhode Island         |
| South Carolina       | 7  | 1,242          | 1,242          | 1,826          | 1,423          | 1,482          | 1,969          | 1,248          | 1,287          | 1,791          | 1,381          | 1,501          | 1,823          | 18,215           | South Carolina       |
| South Dakota         | 6 & 7  | 487            | 444            | 412            | 423            | 528            | 674            | 732            | 741            | 762            | 775            | 793            | 764            | 7,535            | South Dakota         |
| Tennessee            | 7  | 2,341          | 2,101          | 2,304          | 2,412          | 2,509          | 2,428          | 2,448          | 2,712          | 2,554          | 2,807          | 2,673          | 2,575          | 29,974           | Tennessee            |
| Texas                | 5 & 6.5  | 9,352          | 10,742         | 9,182          | 11,707         | 8,792          | 10,918         | 10,138         | 10,575         | 12,483         | 8,798          | 10,098         | 13,108         | 125,813          | Texas                |
| Utah                 | 6  | 1,651          | 1,580          | 1,821          | 1,994          | 2,148          | 2,159          | 2,477          | 2,506          | 2,244          | 2,299          | 2,013          | 2,048          | 25,140           | Utah                 |
| Vermont              | No Tax   | -              | -              | -              | -              | -              | -              | -              | -              | -              | -              | -              | -              | -                | Vermont              |
| Virginia             | 6 & 8  | 4,393          | 4,140          | 3,642          | 4,331          | 4,930          | 3,886          | 4,742          | 5,051          | 3,975          | 4,925          | 4,978          | 3,864          | 52,857           | Virginia             |
| Washington           | 6.5  | 2,471          | 2,343          | 2,529          | 2,548          | 2,713          | 2,595          | 2,717          | 2,892          | 2,797          | 3,052          | 2,787          | 2,846          | 32,290           | Washington           |
| West Virginia        | 6  | 1,470          | 1,164          | 1,469          | 1,384          | 1,369          | 1,234          | 1,747          | 1,747          | 1,226          | 1,377          | 1,401          | 1,520          | 16,948           | West Virginia        |
| Wisconsin            | 6  | 1,774          | 1,584          | 1,601          | 1,617          | 1,734          | 1,635          | 1,652          | 1,759          | 1,685          | 1,853          | 1,771          | 1,721          | 20,386           | Wisconsin            |
| Wyoming              | 5 & 7  | 933            | 964            | 972            | 987            | 904            | 1,036          | 1,254          | 1,176          | 1,241          | 1,167          | 1,086          | 1,042          | 12,772           | Wyoming              |
| Dist. of Col.        | 6  | 428            | 424            | 402            | 395            | 370            | 362            | 406            | 372            | 333            | 349            | 304            | 291            | 4,436            | Dist. of Col.        |
| <b>Total</b>         |  | <b>126,020</b> | <b>121,420</b> | <b>125,081</b> | <b>133,392</b> | <b>135,645</b> | <b>136,544</b> | <b>139,403</b> | <b>140,112</b> | <b>142,223</b> | <b>147,091</b> | <b>141,801</b> | <b>146,203</b> | <b>1,634,935</b> | <b>Total</b>         |

Motor Fuel

<sup>1/</sup> This table is one of a series (G-21 through G-25) giving an analysis of motor-fuel consumption. Table G-21 gives the segregation between highway and nonhighway use, Table G-22 gives total use by months, Table G-23 gives highway use by months, and Table G-24 gives nonhighway use by purpose of use. The special fuels given in this table are motor fuels other than gasoline, and consist primarily of diesel fuel and liquefied petroleum gases. The gallonage is included in Tables G-21, 22, and 23.

<sup>2/</sup> See Table G-1, 1957 for comparison of State tax rates on gasoline and special fuels.  
<sup>3/</sup> Vehicles consuming special fuels and paying mileage tax to Public Utilities Commission are not required to pay gallonage tax. Gallonages reported here include fuel consumed by the vehicles that pay the mileage tax.

## RELATIVE AMOUNTS OF MOTOR FUEL EXEMPTED OR REFUNDED FOR ALLEGED NONHIGHWAY USE 1/

TABLE G-240  
ISSUED JULY 1958

| EXEMPTED OR<br>REFUNDED IN<br>PERCENT OF<br>TOTAL MOTOR<br>FUEL CONSUMED<br>DURING YEAR | STATES  |   |   |   |   |  |  |   |   |   |   |   |   |
|---|---|---|---|---|---|--|--|---|---|---|---|---|---|
|   | 1946  | 1947  | 1948  | 1949  | 1950  | 1951   | 1952   | 1953  | 1954  | 1955  | 1956  | 1957  |   |
| 0 - 4.9   | ALA NC<br>ARK PA<br>CONN RI<br>GA SC<br>KY TENN<br>LA UTAH<br>MAINE VT<br>MASS VA<br>MISS W VA<br>NEBR WYO<br>NH DC | ALA PA<br>ARK RI<br>CONN SC<br>GA TENN<br>KY UTAH<br>LA VT<br>MAINE W VA<br>MISS WYO<br>NH DC<br>NC | ALA PA<br>ARK RI<br>CONN SC<br>GA UTAH<br>KY VT<br>LA W VA<br>MASS WYO<br>NH DC                 | ALA PA<br>ARK RI<br>CONN SC<br>GA UTAH<br>KY VT<br>LA W VA<br>MASS WYO<br>NH DC                 | ALA RI<br>ARK SC<br>GA UTAH<br>KY VT<br>LA W VA<br>MASS WYO<br>NH DC<br>PA  | ALA PA<br>ARK RI<br>CONN SC<br>GA UTAH<br>KY VT<br>MAINE W VA<br>MASS WYO<br>NH DC             | ALA PA<br>ARK RI<br>CONN SC<br>GA UTAH<br>KY VT<br>MASS W VA<br>NH WYO<br>NJ DC                    | ALA PA<br>ARK RI<br>CONN SC<br>GA UTAH<br>KY VT<br>MAINE VA<br>MASS W VA<br>NH WYO<br>NJ DC | ALA PA<br>ARK RI<br>CONN SC<br>GA UTAH<br>KY VT<br>MAINE VA<br>MASS W VA<br>NH WYO<br>NJ DC<br>NC | ALA PA<br>ARK RI<br>CONN SC<br>GA UTAH<br>KY VT<br>MAINE VA<br>MASS W VA<br>NH WYO<br>NJ DC<br>NC | ALA PA<br>ARK RI<br>CONN SC<br>GA UTAH<br>KY VT<br>MAINE VA<br>MASS W VA<br>NH WYO<br>NJ DC<br>NC     | ALA PA<br>ARK RI<br>CONN SC<br>GA UTAH<br>KY VT<br>MAINE VA<br>MASS W VA<br>NH WYO<br>NJ DC<br>NC       | ALA PA<br>ARK RI<br>CONN SC<br>GA UTAH<br>KY VT<br>MAINE VA<br>MASS W VA<br>NH WYO<br>NJ DC<br>NC       |
| 5.0 - 9.9   | ARIZ NEV<br>DEL NJ<br>FLA NY<br>IDAHO OHIO<br>MO WASH   | ARIZ NEBR<br>CALIF NEV<br>DEL NJ<br>FLA NY<br>MD OHIO<br>MASS VA<br>MO WASH                         | ARIZ NEV<br>CALIF NJ<br>DEL NY<br>FLA NC<br>MAINE OHIO<br>MD TENN<br>MASS VA<br>MO WASH<br>NEBR | ARIZ NEV<br>CALIF NJ<br>DEL NY<br>FLA NC<br>MAINE OHIO<br>MD TENN<br>MISS VA<br>MO WASH<br>NEBR | ARIZ NEV<br>CALIF NJ<br>CONN N MEX<br>DEL NY<br>FLA NC<br>MAINE OHIO<br>MD OREG<br>MISS VA<br>MISS TENN<br>MO VA<br>NEBR WASH | ARIZ N MEX<br>CALIF NY<br>DEL NC<br>FLA OHIO<br>LA OREG<br>MD TENN<br>MISS VA<br>MO WASH<br>NJ | ARIZ N MEX<br>CALIF NY<br>DEL NC<br>FLA OHIO<br>LA OREG<br>MAINE TENN<br>MD VA<br>MISS WASH<br>NEV | ARIZ NEV<br>CALIF N MEX<br>DEL NY<br>FLA NC<br>IND OHIO<br>LA OREG<br>MD TENN<br>MISS WASH  | ARIZ MISS<br>CALIF NEV<br>DEL N MEX<br>FLA NY<br>IND OHIO<br>LA OREG<br>MD TENN<br>MICH WASH      | ARIZ MISS<br>CALIF NEV<br>DEL N MEX<br>FLA NY<br>IND OHIO<br>LA OREG<br>MD TENN<br>MICH WASH      | ARIZ NEV<br>CALIF N MEX<br>DEL NY<br>FLA OHIO<br>IND OREG<br>LA TENN<br>MD TEXAS<br>MICH WASH<br>MISS | ARIZ NEV<br>CALIF N MEX<br>DEL OHIO<br>FLA OKLA<br>IND OREG<br>LA TENN<br>MD TEXAS<br>MICH WASH<br>MISS | ARIZ NEV<br>CALIF N MEX<br>DEL OHIO<br>FLA OKLA<br>IND OREG<br>LA TENN<br>MD TEXAS<br>MICH WASH<br>MISS |
| 10.0 - 14.9   | CALIF N MEX<br>ILL OREG<br>IND WIS<br>MICH  | IDAHO N MEX<br>ILL OREG<br>IND WIS  | IDAHO N MEX<br>ILL OREG<br>IND WIS<br>MICH  | IDAHO N MEX<br>ILL OREG<br>IND WIS<br>MICH  | IDAHO MICH<br>ILL TEXAS<br>IND WIS  | IDAHO NEBR<br>ILL NEV<br>IND TEXAS<br>MICH WIS   | IDAHO MO<br>ILL NEBR<br>IND TEXAS<br>MICH WIS  | IDAHO NEBR<br>ILL OKLA<br>MICH TEXAS<br>MO WIS<br>MONT                                      | IDAHO OKLA<br>MO TEXAS<br>NEBR WIS  | COLO NEBR<br>IDAHO OKLA<br>ILL OREG<br>MO WIS   | IDAHO NEBR<br>ILL OKLA<br>MO WIS  | COLO NEBR<br>IDAHO NY<br>ILL WIS<br>MO  | COLO NEBR<br>IDAHO NY<br>ILL WIS<br>MO  |
| 15.0 - 19.9   | COLO<br>MINN<br>TEXAS   | COLO<br>MICH<br>N DAK 2/<br>TEXAS   | COLO<br>TEXAS   | COLO<br>MINN<br>OKLA<br>TEXAS   | COLO<br>OKLA  | COLO<br>MINN<br>MONT<br>OKLA   | COLO<br>MINN<br>OKLA   | COLO<br>MINN  | COLO<br>ILL<br>MINN   | MINN  | COLO<br>MINN<br>MONT  | MINN<br>MONT  | MINN<br>MONT  |
| 20.0 - 24.9   | MONT<br>OKLA  | MINN<br>MONT<br>OKLA  | MINN<br>OKLA  | MONT  | IOWA<br>MINN<br>MONT  | IOWA   | IOWA<br>KANS<br>MONT   | IOWA<br>KANS  | IOWA<br>KANS<br>MONT  | IOWA<br>KANS<br>MONT  | IOWA<br>KANS  | IOWA<br>KANS  | IOWA<br>KANS  |
| 25.0 - 29.9   | IOWA  | IOWA<br>S DAK   | IOWA<br>MONT  | IOWA  | KANS  | KANS<br>S DAK  |  | S DAK   | S DAK   |   | S DAK   |   |   |
| 30.0 - 34.9   | KANS<br>S DAK   | KANS  | KANS<br>S DAK   | KANS  | S DAK   |  |  | S DAK   |   |   |   |   | S DAK   |
| 35.0 - 39.9   |   |   |   | S DAK   |   |  | S DAK  |   |   | S DAK   |   |   |   |
| 40.0 - 44.9   |   |   |   |   |   |  |  |   | N DAK   | N DAK   |   |   | N DAK   |
| 45.0 - 49.9   |   |   | N DAK   | N DAK   | N DAK   | N DAK  | N DAK  | N DAK   |   |   |   |   |   |
| 50.0 - 54.9   |   |   |   |   |   |  |  |   |   |   |   | N DAK   |   |
| 55.0 - 59.9   | N DAK   |   |   |   |   |  |  |   |   |   |   |   |   |

1/ Some States do not allow full refund or exemption for alleged nonhighway use. Gallonage on which partial refunds or exemptions were allowed is classified as refunded or exempted.

2/ North Dakota changed from exemptions to refunds effective January 1, 1947, but refund pay-

ments did not begin until May. The percentage of refunds for 1947 is therefore based on the taxed gallonage for the full year, and refunds for only part of a year.

# STATE MOTOR-FUEL TAX RECEIPTS—1957<sup>1/</sup>

Compiled for calendar year  
from reports of State authorities

(In thousands of dollars)

TABLE G-1, 1957  
REVISED DECEMBER 1958

| STATE                     | TAX RATE PER GALLON<br>ON DECEMBER 31 |   | RECEIPTS FROM TAXATION OF MOTOR FUEL |   |                               |                 |                             | OTHER RECEIPTS IN CONNECTION WITH MOTOR-FUEL TAX <sup>4/</sup> |                                     |                        |                                |               | NET<br>TOTAL<br>RECEIPTS | DEDICATED<br>REVENUE<br>FROM<br>NONHIGHWAY<br>FUEL<br><sup>6/</sup> | ADJUSTED<br>NET TOTAL<br>RECEIPTS | STATE                     |
|---------------------------|---------------------------------------|---|--------------------------------------|---|-------------------------------|-----------------|-----------------------------|--|-------------------------------------|------------------------|--------------------------------|---------------|--------------------------|---|-----------------------------------|---------------------------|
|                           | GASOLINE                              | SPECIAL<br>FUELS<br>(DIESEL,<br>BUTANE,<br>ETC.)<br><sup>2/</sup> | GROSS TAX<br>COLLECTIONS             | DEDUCTIONS<br>BY DISTRI-<br>BUTORS FOR<br>EXPENSES<br><sup>3/</sup> | GROSS<br>RECEIPTS<br>BY STATE | REFUNDS<br>PAID | NET<br>RECEIPTS<br>BY STATE | DISTRIB-<br>UTORS<br>AND DEALERS<br>LICENSES                   | INSPECTION<br>FEES<br><sup>5/</sup> | FINES AND<br>PENALTIES | MISCEL-<br>LANEOUS<br>RECEIPTS | TOTAL         |                          |   |                                   |                           |
|                           | Cents                                 | Cents   |                                      |   |                               |                 |                             |  |                                     |                        |                                |               |                          |   |                                   |                           |
| Alabama                   | 7                                     | 7   | 63,950                               | -   | 63,950                        | 491             | 63,459                      | -  | 224                                 | -                      | -                              | 224           | 63,683                   | 403   | 63,280                            | Alabama                   |
| Arizona                   | 5                                     | 5   | 22,448                               | -   | 22,448                        | 2,008           | 20,440                      | -  | -                                   | 7                      | -                              | 7             | 20,447                   | 48  | 20,399                            | Arizona                   |
| Arkansas                  | 6.5                                   | 6.5   | 34,985                               | -   | 34,985                        | 634             | 34,351                      | -  | 267                                 | -                      | -                              | 267           | 34,618                   | -   | 34,618                            | Arkansas                  |
| California                | 6                                     | * 6 & 7   | 316,218                              | -   | 316,218                       | 19,032          | 297,186                     | 18   | -                                   | -                      | 6                              | 24            | 297,210                  | 350   | 296,860                           | California                |
| Colorado                  | 6                                     | 6   | 37,502                               | -   | 37,502                        | 4,118           | 33,384                      | -  | -                                   | -                      | -                              | -             | 33,384                   | -   | 33,384                            | Colorado                  |
| Connecticut               | 6                                     | 6   | 43,594                               | -   | 43,594                        | 742             | 42,852                      | 38   | -                                   | 1                      | -                              | 39            | 42,891                   | -   | 42,891                            | Connecticut               |
| Delaware                  | 5                                     | 5   | 8,201                                | -   | 8,201                         | 584             | 7,617                       | 2  | -                                   | -                      | -                              | 2             | 7,619                    | -   | 7,619                             | Delaware                  |
| Florida                   | 7                                     | 7   | 105,538                              | 1/ 1,433  | 104,105                       | 206             | 103,899                     | 71   | 1,858                               | -                      | -                              | 1,929         | 105,828                  | -   | 105,828                           | Florida                   |
| Georgia                   | 6.5                                   | 6.5   | 79,098                               | 1,350   | 77,748                        | 2,120           | 75,628                      | 1  | -                                   | -                      | 77                             | 78            | 75,706                   | -   | 75,706                            | Georgia                   |
| Idaho                     | 6                                     | 6   | 16,214                               | -   | 16,214                        | 2,351           | 13,863                      | -  | -                                   | -                      | -                              | 6             | 13,869                   | 84  | 13,785                            | Idaho                     |
| Illinois                  | 5                                     | 5   | 156,867                              | 3,137   | 153,730                       | 20,988          | 132,742                     | -  | 809                                 | -                      | -                              | 809           | 133,551                  | -   | 133,551                           | Illinois                  |
| Indiana                   | 6                                     | 6   | 91,237                               | -   | 91,237                        | 6,366           | 84,871                      | -  | 1,268                               | 7                      | 5                              | 1,280         | 86,151                   | -   | 86,151                            | Indiana                   |
| Iowa                      | 6                                     | * 6 & 7   | 64,231                               | -   | 64,231                        | -               | 50,257                      | 16   | -                                   | 11                     | 83                             | 110           | 50,367                   | -   | 50,367                            | Iowa                      |
| Kansas                    | 5                                     | * 5 & 7   | 45,574                               | -   | 45,574                        | 9,318           | 36,256                      | 6  | -                                   | -                      | 32                             | 110           | 36,366                   | -   | 36,366                            | Kansas                    |
| Kentucky                  | 8/ 7                                  | 8/ 7  | 60,061                               | 736   | 59,325                        | 2,454           | 56,871                      | -  | 72                                  | -                      | -                              | -             | 56,871                   | -   | 56,871                            | Kentucky                  |
| Louisiana                 | 7                                     | 7   | 60,233                               | -   | 60,233                        | 2,167           | 58,066                      | -  | 252                                 | 18                     | 2                              | 272           | 58,338                   | -   | 58,338                            | Louisiana                 |
| Maine                     | 7                                     | 7   | 21,951                               | 3   | 21,948                        | 683             | 21,265                      | -  | -                                   | 2                      | -                              | 2             | 21,267                   | 95  | 21,172                            | Maine                     |
| Maryland                  | 6                                     | 6   | 50,119                               | -   | 50,119                        | 2,601           | 47,518                      | -  | -                                   | -                      | 22                             | 22            | 47,540                   | -   | 47,540                            | Maryland                  |
| Massachusetts             | 5.5                                   | 5.5   | 68,617                               | 546   | 68,071                        | 2,469           | 65,602                      | 83   | -                                   | -                      | -                              | 83            | 65,685                   | -   | 65,685                            | Massachusetts             |
| Michigan                  | 6                                     | 6   | 144,648                              | -   | 144,648                       | 7,906           | 136,742                     | 3  | -                                   | -                      | -                              | 3             | 136,745                  | 1,094   | 135,651                           | Michigan                  |
| Minnesota                 | 5                                     | 5   | 60,743                               | -   | 60,743                        | 9,649           | 51,094                      | 31   | 255                                 | 1                      | -                              | 287           | 51,381                   | 373   | 51,008                            | Minnesota                 |
| Mississippi <sup>9/</sup> | 3                                     | * 8   | 42,081                               | -   | 42,081                        | 2,106           | 39,975                      | -  | -                                   | -                      | -                              | -             | 39,975                   | 24  | 39,951                            | Mississippi <sup>9/</sup> |
| Missouri                  | 3                                     | 3   | 46,819                               | -   | 46,819                        | 3,743           | 43,076                      | -  | 120                                 | 5                      | -                              | 125           | 43,201                   | -   | 43,201                            | Missouri                  |
| Montana                   | 7                                     | * 7 & 9   | 20,772                               | -   | 20,772                        | 3,427           | 17,345                      | -  | -                                   | -                      | -                              | -             | 17,345                   | 142   | 17,203                            | Montana                   |
| Nebraska                  | 7                                     | 7   | 35,453                               | 234   | 35,219                        | 3,816           | 31,403                      | 11   | 80                                  | -                      | 74                             | 165           | 31,568                   | 218   | 31,350                            | Nebraska                  |
| Nevada                    | 6                                     | 6   | 8,721                                | 78  | 8,643                         | 968             | 8,075                       | -  | 68                                  | 8                      | -                              | 76            | 8,151                    | 23  | 8,128                             | Nevada                    |
| New Hampshire             | 6                                     | 6   | 9,867                                | 21  | 9,846                         | 194             | 9,652                       | -  | -                                   | -                      | -                              | -             | 9,652                    | 33  | 9,619                             | New Hampshire             |
| New Jersey                | 6                                     | 4   | 75,168                               | -   | 75,168                        | 4,712           | 70,456                      | 70   | -                                   | 1                      | -                              | 71            | 70,527                   | -   | 70,527                            | New Jersey                |
| New Mexico                | 6                                     | 6   | 22,996                               | -   | 22,996                        | 1,303           | 21,693                      | 31   | -                                   | 5                      | 58                             | 94            | 21,787                   | -   | 21,787                            | New Mexico                |
| New York                  | 4                                     | * 4 & 6   | 150,517                              | 1,505   | 149,012                       | 4,828           | 144,184                     | 46   | -                                   | -                      | -                              | 46            | 144,230                  | -   | 144,230                           | New York                  |
| North Carolina            | 7                                     | 7   | 95,889                               | -   | 95,889                        | 1,786           | 94,103                      | -  | 3,360                               | -                      | 104                            | 3,464         | 95,567                   | -   | 95,567                            | North Carolina            |
| North Dakota              | 6                                     | 6   | 19,541                               | 184   | 19,357                        | 7,784           | 11,573                      | 1  | 194                                 | -                      | -                              | 195           | 11,768                   | -   | 11,768                            | North Dakota              |
| Ohio                      | 5                                     | 5   | 152,432                              | -   | 152,432                       | 7,338           | 145,094                     | -  | -                                   | -                      | -                              | -             | 145,094                  | -   | 145,094                           | Ohio                      |
| Oklahoma                  | 6.5                                   | 6.5   | 57,162                               | 1,345   | 55,817                        | 5,817           | 55,817                      | -  | 615                                 | 75                     | -                              | 690           | 56,507                   | -   | 56,507                            | Oklahoma                  |
| Oregon                    | 6                                     | 6   | 37,260                               | -   | 37,260                        | 3,379           | 33,881                      | -  | -                                   | -                      | -                              | -             | 33,881                   | 104   | 33,777                            | Oregon                    |
| Pennsylvania              | 5                                     | 5   | 173,423                              | 1,706   | 171,717                       | 2,492           | 169,225                     | -  | -                                   | 16                     | -                              | 16            | 169,241                  | 500   | 168,741                           | Pennsylvania              |
| Rhode Island              | 4                                     | 4   | 9,678                                | -   | 9,678                         | 189             | 9,489                       | -  | -                                   | -                      | -                              | -             | 9,489                    | -   | 9,489                             | Rhode Island              |
| South Carolina            | 7                                     | 7   | 47,831                               | -   | 47,831                        | 1,926           | 45,905                      | -  | 819                                 | -                      | 77                             | 896           | 46,801                   | -   | 46,801                            | South Carolina            |
| South Dakota              | 6                                     | * 6 & 7   | 18,267                               | 591   | 17,676                        | 4,854           | 12,822                      | -  | 56                                  | 5                      | -                              | 61            | 12,883                   | 60  | 12,823                            | South Dakota              |
| Tennessee                 | 7                                     | 7   | 73,150                               | -   | 73,150                        | 5,343           | 67,807                      | 111  | 5,574                               | 4                      | -                              | 5,689         | 73,496                   | -   | 73,496                            | Tennessee                 |
| Texas                     | 5                                     | * 5 & 6.5   | 185,317                              | 2,744   | 182,573                       | 16,669          | 165,904                     | -  | -                                   | -                      | -                              | -             | 165,904                  | -   | 165,904                           | Texas                     |
| Utah                      | 6                                     | 6   | 17,604                               | 167   | 17,437                        | -               | 17,437                      | -  | -                                   | 13                     | -                              | 13            | 17,450                   | 497   | 16,953                            | Utah                      |
| Vermont                   | 6.5                                   | No Tax  | 7,282                                | -   | 7,282                         | -               | 7,282                       | -  | -                                   | -                      | -                              | -             | 7,282                    | 22  | 7,260                             | Vermont                   |
| Virginia                  | 8/ 6                                  | 8/ 6  | 74,506                               | -   | 74,506                        | 3,953           | 70,553                      | 2  | -                                   | 13                     | -                              | 15            | 70,568                   | 126   | 70,442                            | Virginia                  |
| Washington                | 6.5                                   | 6.5   | 58,031                               | -   | 58,031                        | 3,028           | 55,003                      | -  | -                                   | -                      | 14                             | 14            | 55,017                   | -   | 55,017                            | Washington                |
| West Virginia             | 6                                     | 6   | 29,833                               | -   | 29,833                        | 998             | 28,835                      | 8  | -                                   | -                      | -                              | 8             | 28,843                   | -   | 28,843                            | West Virginia             |
| Wisconsin                 | 6                                     | 6   | 73,763                               | 1/ 94   | 73,669                        | 8,198           | 65,471                      | -  | 330                                 | 14                     | -                              | 344           | 65,815                   | -   | 65,815                            | Wisconsin                 |
| Wyoming                   | 5                                     | * 5 & 7   | 9,017                                | -   | 9,017                         | -               | 9,017                       | 8  | -                                   | -                      | -                              | 8             | 9,025                    | 114   | 8,911                             | Wyoming                   |
| Dist. of Col.             | 6                                     | 6   | 11,356                               | -   | 11,356                        | 103             | 11,254                      | -  | -                                   | -                      | -                              | 13            | 11,267                   | -   | 11,267                            | Dist. of Col.             |
| <b>Total</b>              | <b>10/ 5.58</b>                       |   | <b>3,113,765</b>                     |   | <b>3,097,891</b>              | <b>203,595</b>  | <b>2,894,296</b>            | <b>557</b>   | <b>16,221</b>                       | <b>212</b>             | <b>567</b>                     | <b>17,557</b> | <b>2,911,853</b>         | <b>4,310</b>  | <b>2,907,543</b>                  | <b>Total</b>              |

<sup>1/</sup> This table includes the revenues from State taxes on all motor-vehicle fuels. In nearly all States, however, the tax on special fuels (fuels other than gasoline) is applicable only to the gallonage used on the highways. For the few States that apply the tax to all fuel sold, the revenue and refunds covering the nonhighway portion of these special fuels have been excluded.

<sup>2/</sup> In States marked with an asterisk the tax rate on highway use of some or all of the fuels other than gasoline is different from the rate on gasoline. Some States impose additional registration fees on vehicles using special fuels. Such additional fees in Vermont are in lieu of gallonage taxes on special fuels.

<sup>3/</sup> In Kentucky, Nevada, South Dakota, and Utah, allowances of 2-1/4, 2, 4-1/2, and 2 percent, respectively, of the tax otherwise due are made in consideration of both expense of collection and gallonage losses in handling. In these States, the allowances for expense only have been estimated as 1-1/4, 1, 3-1/2, and 1 percent, respectively. Arkansas, Indiana, Missouri and Texas also make allowances for these purposes, but a segregation of the assigned percentage for loss and for expenses is not available.

<sup>4/</sup> In rounding to the nearest thousand, entries under five hundred dollars have been omitted.

<sup>5/</sup> Fees for inspection of motor-vehicle fuel. Insofar as possible, fees for inspection of fuels not used on the highways have been eliminated.

<sup>6/</sup> The amounts in this column are aviation-fuel tax proceeds that were dedicated for aviation purposes, except that the entries for Maine, Michigan, and New Hampshire also include marine-fuel tax proceeds that were dedicated for marine purposes.

<sup>7/</sup> Includes allowances to service station operators; \$810,697 in Florida, \$94,185 in Wisconsin.

<sup>8/</sup> In Kentucky all trucks and combinations with more than three axles pay 9 cents per gallon tax, and in Virginia all commercial vehicles with more than two axles pay 8 cents per gallon.

<sup>9/</sup> Special county taxes of 3 cents per gallon in Hancock County, and 2 cents per gallon in Harrison and Jackson Counties, imposed for seawall protection, are not included in this table.

<sup>10/</sup> Weighted average rate.

Motor Fuel

DISPOSITION OF STATE MOTOR-FUEL TAX RECEIPTS-1957

TABLE G-3, 1957  
ISSUED OCTOBER 1958

Compiled for calendar year  
from reports of State authorities

| STATE           | NET TOTAL RECEIPTS OF CALENDAR YEAR | ADJUSTMENTS DUE TO UNDIS-TRIBUTED BALANCES, FUNDS IN TRANSIT, ETC. | RECEIPTS AVAILABLE FOR DISTRIBUTION | FOR COLLECTION AND ADMINISTRATION OF MOTOR-FUEL TAXES AND FEES |   | NET FUNDS DISTRIBUTED 2/ | FOR STATE HIGHWAY PURPOSES                    |                          |                                     |                                 | FOR LOCAL ROADS AND STREETS 4/             |                         |                                 |                 | FOR NONHIGHWAY PURPOSES 5/              |                 |   |                       |                                      |   |       |
|-----------------|-------------------------------------|--|-------------------------------------|--|---|--------------------------|---|--------------------------|-------------------------------------|---------------------------------|--|-------------------------|---------------------------------|-----------------|---|-----------------|---|-----------------------|--------------------------------------|---|-------|
|                 |                                     |  |                                     | FROM MOTOR-FUEL TAXES 1/                                       | FROM INSPEC-TION FEES, DEALERS LICENSES, ETC. |                          | CONSTRUCTION, MAINTENANCE, AND ADMINISTRATION | STATE HIGHWAY SYSTEMS 3/ | PARK, FOREST, AND OTHER STATE ROADS | STATE HIGHWAY POLICE AND SAFETY | SERVICE OF OBLIGA-TIONS FOR STATE HIGHWAYS | TOTAL                   | COUNTY AND OTHER LOCAL ROADS 3/ | CITY STREETS    | SERVICE OF OBLIGA-TIONS FOR LOCAL ROADS | TOTAL           | STATE GENERAL FUND                            |                       | COUNTY AND OTHER LOCAL GENERAL FUNDS | EDUCA-TION, NONHIGH-WAY DEPT., AND MISCEL-LANEOUS | TOTAL |
|                 |                                     |  |                                     |  |   |                          |   |                          |                                     |                                 |  |                         |                                 |                 |   |                 | FROM INSPEC-TION FEES, DEALERS LICENSES, ETC. | FROM MOTOR-FUEL TAXES |                                      |   |       |
| Alabama         | 1,000 Dollars 63,280                | 1,000 Dollars -  | 1,000 Dollars 63,280                | 1,000 Dollars 204  | 1,000 Dollars 224                             | 1,000 Dollars 62,852     | 1,000 Dollars 20,317                          | 1,000 Dollars -          | 1,000 Dollars -                     | 1,000 Dollars 4,010             | 1,000 Dollars 24,327                       | 1,000 Dollars 3/ 27,203 | 1,000 Dollars 1,322             | 1,000 Dollars - | 1,000 Dollars 38,525                    | 1,000 Dollars - | 1,000 Dollars -                               | 1,000 Dollars -       | 1,000 Dollars -                      | 1,000 Dollars -                                   |       |
| Arizona         | 20,399                              | -1,107   | 19,292                              | 363  | -   | 18,929                   | 11,687  | -                        | 1,112                               | -                               | 12,799                                     | 4,089                   | 2,041                           | -               | 6,130                                   | -               | -   | -                     | -                                    | -   |       |
| Arkansas        | 34,518                              | -  | 34,518                              | 100  | 8   | 34,510                   | 18,357  | -                        | 408                                 | 6,556                           | 25,321                                     | 6,434                   | 1,549                           | -               | 7,983                                   | 259             | 947   | -                     | -                                    | 1,206   |       |
| California      | 296,860                             | -1,179   | 295,681                             | 1,163  | -   | 294,518                  | 196,221                                       | -                        | -                                   | -                               | 196,221                                    | 65,702                  | 30,595                          | -               | 96,297                                  | -               | -   | -                     | -                                    | -   |       |
| Colorado        | 33,384                              | -  | 33,384                              | 393  | -   | 32,991                   | 18,893  | -                        | 1,944                               | 1,419                           | 22,256                                     | 9,202                   | 1,533                           | -               | 10,735                                  | -               | -   | -                     | -                                    | -   |       |
| Connecticut     | 42,891                              | -  | 42,891                              | 79   | -   | 42,812                   | 31,223  | 297                      | 1,377                               | 16                              | 32,915                                     | 8,683                   | 1,214                           | -               | 9,897                                   | -               | -   | -                     | -                                    | -   |       |
| Delaware 6/     | 7,619                               | -  | 7,619                               | 27   | -   | 7,592                    | 3,842   | -                        | 1,235                               | 2,371                           | 7,448                                      | (3/)                    | -                               | -               | 144                                     | -               | -   | -                     | -                                    | 144   |       |
| Florida         | 105,826                             | 335  | 106,163                             | 36   | 567   | 105,560                  | 82,715  | 489                      | 5,304                               | 8,504                           | 88,503                                     | 8,032                   | -                               | 5,888           | 13,920                                  | 1,362           | 1,770   | -                     | -                                    | 3,132   |       |
| Georgia         | 75,706                              | -  | 75,706                              | 403  | -   | 75,303                   | 37,630  | -                        | 2,442                               | 2,032                           | 42,104                                     | 18,478                  | -                               | 4,543           | 23,021                                  | -               | 10,178  | -                     | -                                    | 10,178  |       |
| Idaho           | 13,785                              | 252  | 14,037                              | 61   | -   | 13,976                   | 9,765   | -                        | -                                   | -                               | 9,765                                      | 3,832                   | 379                             | -               | 4,211                                   | -               | -   | -                     | -                                    | -   |       |
| Illinois        | 133,551                             | -649   | 132,902                             | 277  | 362   | 132,263                  | 44,021  | -                        | 59                                  | -                               | 44,080                                     | 33,325                  | 48,404                          | 6,007           | 87,736                                  | 447             | -   | -                     | -                                    | 447   |       |
| Indiana         | 86,151                              | -6,220   | 79,931                              | 146  | 195   | 79,590                   | 40,092  | 43                       | 2,684                               | -                               | 42,818                                     | 24,260                  | 11,439                          | -               | 35,699                                  | 1,073           | -   | -                     | -                                    | 1,073   |       |
| Iowa            | 50,367                              | -229   | 49,138                              | 448  | 38  | 49,692                   | 27,340  | -                        | 139                                 | -                               | 27,479                                     | 19,064                  | 3,109                           | -               | 22,173                                  | -               | -   | -                     | -                                    | -   |       |
| Kansas          | 36,366                              | -  | 36,366                              | 1/ 785   | 98  | 35,582                   | 24,753  | -                        | 1,167                               | -                               | 25,920                                     | 6,795                   | 2,700                           | -               | 9,495                                   | -               | 127   | -                     | -                                    | 127   |       |
| Kentucky        | 56,871                              | -45  | 56,826                              | 493  | -   | 56,333                   | 49,568  | -                        | 2,882                               | -                               | 52,450                                     | 3,883                   | -                               | -               | 3,883                                   | -               | -   | -                     | -                                    | -   |       |
| Louisiana       | 58,338                              | -143   | 58,195                              | 322  | 252   | 57,621                   | 31,490  | 11                       | 501                                 | 14,200                          | 46,202                                     | 10,074                  | 1,345                           | -               | 11,419                                  | -               | -   | -                     | -                                    | -   |       |
| Maine           | 21,172                              | -247   | 20,925                              | 47   | -   | 20,878                   | 16,683  | 24                       | 718                                 | -                               | 18,974                                     | 1,504                   | 400                             | -               | 1,904                                   | -               | -   | -                     | -                                    | -   |       |
| Maryland        | 47,540                              | -  | 47,540                              | 176  | -   | 47,364                   | 47,364  | -                        | 9,881                               | 13,976                          | 6,258                                      | 15,036                  | 394                             | -               | 23,688                                  | -               | -   | -                     | -                                    | -   |       |
| Massachusetts   | 65,685                              | 233  | 65,918                              | 189  | 83  | 65,646                   | 25,937  | 1/ 1,902                 | 3,953                               | 25,184                          | 56,976                                     | 6,038                   | 1,499                           | 1,133           | 8,670                                   | -               | -   | -                     | -                                    | -   |       |
| Michigan        | 135,651                             | -  | 135,651                             | 642  | 3   | 135,006                  | 58,044  | 58                       | 432                                 | 9,933                           | 68,467                                     | 44,699                  | 21,840                          | -               | 66,539                                  | -               | -   | -                     | -                                    | -   |       |
| Minnesota       | 51,008                              | -340   | 50,668                              | 263  | 153   | 50,252                   | 30,367  | -                        | 1,769                               | -                               | 32,136                                     | 15,523                  | 2,459                           | -               | 17,982                                  | 134             | -   | -                     | -                                    | 134   |       |
| Mississippi     | 39,951                              | -  | 39,951                              | 1/ 872   | -   | 39,079                   | 18,139  | 95                       | 5,790                               | -                               | 24,024                                     | 14,055                  | 1,000                           | -               | 15,055                                  | -               | -   | -                     | -                                    | -   |       |
| Missouri        | 43,201                              | -  | 43,201                              | 237  | 21  | 42,964                   | 40,165  | -                        | 2,062                               | 458                             | 42,685                                     | 45                      | -                               | 114             | 199                                     | 99              | -   | -                     | -                                    | 99  |       |
| Montana         | 17,203                              | -229   | 16,974                              | 134  | -   | 16,840                   | 15,565  | 11                       | 98                                  | 1,166                           | 16,840                                     | -                       | -                               | -               | -                                       | -               | -   | -                     | -                                    | -   |       |
| Nebraska        | 31,390                              | -  | 31,390                              | 362  | 165   | 30,823                   | 18,041  | -                        | 147                                 | -                               | 18,188                                     | 11,245                  | 1,390                           | -               | 12,635                                  | -               | -   | -                     | -                                    | -   |       |
| Nevada          | 6,128                               | -564   | 7,564                               | 43   | 68  | 7,493                    | 5,407   | -                        | 301                                 | -                               | 5,708                                      | 1,745                   | -                               | -               | 1,745                                   | -               | -   | -                     | -                                    | -   |       |
| New Hampshire   | 9,519                               | -  | 9,519                               | (1/)   | -   | 9,619                    | 7,778   | -                        | 82                                  | 1,425                           | 9,285                                      | 333                     | 1                               | -               | 334                                     | -               | -   | -                     | -                                    | -   |       |
| New Jersey 6/   | 70,527                              | -  | 70,527                              | 567  | -   | 69,960                   | 42,994  | 1,184                    | 2,900                               | 1,315                           | 48,293                                     | 4,900                   | 3,764                           | 1,238           | 9,982                                   | -               | 11,216  | -                     | -                                    | 11,216  |       |
| New Mexico      | 21,787                              | -  | 21,787                              | 299  | -   | 21,488                   | 17,516  | -                        | 854                                 | 2,893                           | 21,263                                     | -                       | -                               | -               | -                                       | -               | -   | -                     | -                                    | 225   |       |
| New York 6/     | 144,232                             | -6,824   | 137,408                             | 395  | -   | 137,013                  | 80,591  | 7/ 8,702                 | 3,222                               | 7,379                           | 99,894                                     | 23,718                  | -                               | -               | 23,718                                  | -               | 13,901  | -                     | -                                    | 13,901  |       |
| North Carolina  | 95,567                              | -  | 95,567                              | 1/ 1,794   | 207   | 93,566                   | 72,433  | 80                       | 3,400                               | 7,999                           | 83,514                                     | (3/)                    | 6,477                           | -               | 6,477                                   | 3,153           | -   | -                     | -                                    | 422   |       |
| North Dakota    | 11,768                              | -769   | 10,999                              | 76   | 194   | 10,729                   | 8,760   | -                        | 164                                 | -                               | 8,924                                      | 1,805                   | -                               | -               | 1,805                                   | -               | -   | -                     | -                                    | 3,575   |       |
| Ohio            | 145,094                             | 225  | 145,319                             | 354  | -   | 144,965                  | 65,071  | 9                        | 141                                 | 29,016                          | 94,237                                     | 28,988                  | 21,740                          | -               | 50,728                                  | -               | -   | -                     | -                                    | -   |       |
| Oklahoma        | 56,507                              | -576   | 55,931                              | 448  | 117   | 55,366                   | 34,336  | 214                      | -                                   | -                               | 34,550                                     | 19,318                  | 1,498                           | -               | 20,816                                  | -               | -   | -                     | -                                    | -   |       |
| Oregon          | 33,777                              | -70  | 33,707                              | 112  | -   | 33,595                   | 17,747  | 227                      | 1,471                               | 3,222                           | 22,467                                     | 6,663                   | 3,724                           | -               | 10,387                                  | -               | -   | -                     | -                                    | 541   |       |
| Pennsylvania    | 168,741                             | -98  | 168,643                             | 547  | -   | 168,096                  | 107,325                                       | 418                      | 9,227                               | 4,243                           | 121,213                                    | 30,522                  | 16,351                          | -               | 46,883                                  | -               | -   | -                     | -                                    | -   |       |
| Rhode Island 6/ | 9,489                               | 2  | 9,491                               | 30   | -   | 9,461                    | 7,081   | 58                       | 349                                 | 725                             | 8,213                                      | 94                      | 75                              | -               | 169                                     | -               | 1,079   | -                     | -                                    | 1,079   |       |
| South Carolina  | 46,801                              | -  | 46,801                              | 23   | 100   | 46,678                   | 30,220  | 31                       | 1,870                               | 7,507                           | 39,628                                     | 6,331                   | -                               | -               | 6,331                                   | 719             | -   | -                     | -                                    | 719   |       |
| South Dakota    | 12,823                              | -513   | 12,310                              | 114  | 9   | 12,187                   | 10,378  | -                        | 258                                 | -                               | 10,636                                     | 1,551                   | -                               | -               | 1,551                                   | -               | -   | -                     | -                                    | -   |       |
| Tennessee       | 73,496                              | 4,788  | 78,284                              | (1/)   | 161   | 78,123                   | 27,032  | 213                      | -                                   | 157                             | 27,402                                     | 28,746                  | 9,713                           | 159             | 38,618                                  | 109             | 1,150   | -                     | -                                    | 10,844  |       |
| Texas           | 165,904                             | 769  | 166,673                             | 420  | -   | 166,253                  | 113,106                                       | -                        | 2,285                               | 1,985                           | 117,376                                    | 5,025                   | -                               | 2,275           | 7,300                                   | -               | -   | -                     | -                                    | 41,577  |       |
| Utah            | 16,983                              | -  | 16,983                              | 91   | -   | 16,892                   | 15,729  | -                        | 1,167                               | -                               | 16,892                                     | 1,732                   | -                               | -               | 1,732                                   | -               | -   | -                     | -                                    | 130   |       |
| Vermont         | 7,260                               | -  | 7,260                               | 6  | -   | 7,254                    | 2,975   | 209                      | 236                                 | 660                             | 4,081                                      | 3,058                   | 106                             | -               | 3,164                                   | -               | -   | -                     | -                                    | 130   |       |
| Virginia        | 70,442                              | 381  | 70,823                              | 219  | -   | 70,504                   | 62,974  | -                        | 4,875                               | -                               | 67,849                                     | 3/ 850                  | 1,905                           | -               | 2,755                                   | -               | -   | -                     | -                                    | 9   |       |
| Washington      | 55,017                              | -63  | 54,954                              | 249  | -   | 54,705                   | 22,538  | 150                      | 1,364                               | 5,331                           | 29,383                                     | 18,732                  | 6,137                           | 453             | 25,322                                  | -               | -   | -                     | -                                    | -   |       |
| West Virginia   | 28,843                              | -  | 28,843                              | 90   | -   | 28,753                   | 24,200  | -                        | 105                                 | 4,368                           | 28,753                                     | (3/)                    | -                               | -               | -                                       | -               | -   | -                     | -                                    | -   |       |
| Wisconsin       | 65,815                              | -  | 65,815                              | 332  | 297   | 65,186                   | 33,643  | 416                      | -                                   | 318                             | 34,377                                     | 17,588                  | 9,155                           | -               | 26,743                                  | 33              | -   | 8/ 4,033              | -                                    | 4,066   |       |
| Wyoming         | 8,911                               | -  | 8,911                               | 29   | -   | 8,882                    | 4,878   | -                        | 298                                 | -                               | 5,176                                      | 3,174                   | 532                             | -               | 3,706                                   | -               | -   | -                     | -                                    | -   |       |
| Dist. of Col.   | 11,267                              | -3   | 11,264                              | (1/)   | 13  | 11,251                   | -   | -                        | -                                   | -                               | -  | -                       | 11,251                          | -               | 11,251                                  | -               | -   | -                     | -                                    | -   |       |
| Total           | 2,907,543                           | -12,824  | 2,894,719                           | 14,460   | 3,335   | 2,876,924                | 1,702,440                                     | 14,841                   | 59,538                              | 168,014                         | 1,943,833                                  | 563,644                 | 241,693                         | 22,204          | 827,541                                 | 7,388           | 40,012  | 4,033                 | 54,117                               | 105,590   |       |

1/ Where no entry appears, funds for administering the motor-fuel tax laws were allocated from motor-fuel inspection fees, motor-vehicle receipts, or general revenues. See Tables SF-9 and 10 for details of collection costs. Amounts shown for Kansas, Mississippi and North Carolina include \$352,000, \$400,000 and \$1,877,000 respectively for administration of motor-vehicle laws.

2/ Motor-fuel taxes are either dedicated for specific purposes or placed with other highway-user revenues in a common fund from which a distribution is made. This table includes both specific dedications and pro rata motor-fuel tax portions of the amounts distributed from the common fund.

3/ Allotments for construction and maintenance of county roads under State control are included with those for State highways as follows: Alabama \$5,568,000, Delaware (amount not segregated), North Carolina \$36,434,000, Virginia \$32,737,000, West Virginia \$10,791,000.

4/ In many States, the funds under "county and other local roads" may ultimately have been used in part for city streets or service of obligations for local roads. Funds allotted for city streets forming urban extensions of State highway systems are included in allotments for State highway purposes.

5/ The amounts shown do not necessarily constitute diversions from highway use requiring a penalty under the terms of the Hayden-Carwright Act of 1934. Such diversions can be determined only after analysis in the light of State laws in force in 1934. For Table G-3, gross nonhighway allocations of motor-fuel revenues were offset, in the following amounts, against appropriations for highways out of State general funds: La. \$2,430,000, N. Mex. \$806,000, Okla. \$905,000, Tenn. \$2,857,000.

6/ In Delaware, New Jersey, New York and Rhode Island, motor-fuel revenues were placed in the State general fund, where they were made available for highway and other purposes as indicated herein.

7/ For parkways and boulevards in Massachusetts and New York.

8/ Allotment to towns, villages, and cities in lieu of personal property tax formerly imposed on motor vehicles. These may have been used in part for highways, but such amounts were not reported.

STATE TAXATION OF GASOLINE

TABLE G-101  
Status as of January 1, 1959  
Sheet 1 of 2

Based on information obtained from State authorities  
and on the laws of the several States

| STATE          | TAX RATE IN CENTS PER GALLON | TAX PAID IN FIRST INSTANCE BY-                                  | TAX COMPUTED ON BASIS OF-                                | TAX COLLECTED AND ADMINISTERED BY-  | ADMINISTRATIVE ORGANIZATION EMPLOYED |        |            |        |
|----------------|------------------------------|---|--|---|--------------------------------------|--------|------------|--------|
|                |                              |   |  |   | OFFICE                               |        | FIELD      |        |
|                |                              |   |  |   | COLLECTION                           | REFUND | COLLECTION | REFUND |
| Alabama        | 7                            | Distributors, refiners, retailers or storers                    | Quantities sold and used                                 | State Department of Revenue   | 12                                   | 5      | 8          | 4      |
| Arizona        | 5                            | Wholesale distributors and importers                            | Quantities imported                                      | State Highway Department, Motor Vehicle Division  | 6                                    | 9      | 32         | 4      |
| Arkansas       | 1/6.5                        | Wholesale distributors (first sellers)                          | Inshipments or receipts                                  | Department of Revenue, Motor Fuel Tax Division  | 13                                   | 5      | 20         | (2/)   |
| California     | 6                            | Distributors  | Quantities distributed                                   | State Board of Equalization assesses and State Controller collects                            | 2/ 142                               | (2/)   | 2/ 144     | (2/)   |
| Colorado       | 6                            | Distributors, refiners, and pipe line terminals                 | Refinery and pipe line terminal invoice gallonage        | Department of Revenue, Motor Fuel Tax Division  | 14                                   | 12     | -          | -      |
| Connecticut    | 6                            | Licensed distributors   | Quantities sold and used                                 | State Motor Vehicle Department, Gasoline Tax Division   | 2                                    | 1      | 6          | 4      |
| Delaware       | 5                            | Wholesale distributors  | Quantities sold and used                                 | State Highway Department, Motor Fuel Tax Division   | 4                                    | (2/)   | -          | (2/)   |
| Florida        | 7                            | Wholesale distributors  | First sale or use in State                               | State Comptroller, Gasoline Tax Department  | 3/ 8                                 | (2/)   | 5          | (2/)   |
| Georgia        | 6.5                          | First producer, refiner, receiver or user                       | Quantities distributed and used                          | Department of Revenue, Motor Fuel Tax Unit  | 16                                   | 18     | 24         | 21     |
| Idaho          | 4/ 6                         | Importers, refiners, and producers                              | Quantities sold  | State Tax Collector, Motor Fuels Division   | (5/)                                 | (5/)   | (5/)       | (5/)   |
| Illinois       | 5                            | Wholesale distributors, or retail dealers who first handle fuel | Quantities sold and used                                 | Department of Revenue, Motor Fuel Tax Division  | 23                                   | 16     | 51         | (2/)   |
| Indiana        | 6                            | Distributors, refiners, and retailers                           | Quantities received                                      | Department of State Revenue, Motor Fuel Tax Division  | 18                                   | 7      | 8          | 5      |
| Iowa           | 6                            | Wholesale distributors  | Invoiced gallonage                                       | State Treasurer, Motor Vehicle Fuel Tax Division  | 17                                   | 32     | 22         | 2      |
| Kansas         | 5                            | Wholesale distributors  | Quantities received                                      | Department of Revenue, Motor Fuels Division   | 80                                   | (2/)   | (5/)       | (6/)   |
| Kentucky       | 7                            | Wholesale and refiners  | Quantities received and withdrawn from storage terminals | Department of Revenue, Motor Fuels and Oil Production Tax Section                             | 10                                   | 12     | 8          | 25     |
| Louisiana      | 7                            | Manufacturers, refiners, and importers (dealers)                | Quantities sold and used                                 | Department of Revenue, Petroleum Products Tax Division  | 10                                   | 10     | 41         | 18     |
| Maine          | 7                            | Wholesale distributors  | Quantities sold and used                                 | Department of Finance, Bureau of Taxation, Excise Tax Division                                | 5                                    | (2/)   | 4          | (2/)   |
| Maryland       | 6                            | First person in State who handles fuel                          | Quantities sold and used                                 | State Comptroller, Gasoline Tax Division  | 9                                    | 4      | 14         | 5      |
| Massachusetts  | 5.5                          | Distributors  | Quantities sold and used                                 | Department of Corporations and Taxation, Division of Excise Taxes                             | 3                                    | 3      | (5/)       | (6/)   |
| Michigan       | 4/ 6                         | Wholesale distributors  | Quantities received                                      | Department of State, Gasoline Tax Division  | 21                                   | 26     | 15         | -      |
| Minnesota      | 5                            | Licensed distributors   | Inshipments  | Department of Taxation, Petroleum Division  | 15                                   | 22     | 16         | 5      |
| Mississippi    | 7                            | Wholesale distributors and producers                            | Quantities invoiced                                      | Motor Vehicle Comptroller   | (6/)                                 | 8      | (5/)       | 17     |
| Missouri       | 3                            | Distributors  | Quantities received                                      | Department of Revenue, Motor Fuel Tax Unit  | 14                                   | 7      | 32         | (2/)   |
| Montana        | 6                            | Refiners and importers  | Inshipments plus refinery distribution                   | State Board of Equalization, Gasoline Tax and Refund Department                               | 6                                    | 9      | 3          | 2      |
| Nebraska       | 7                            | Importers, producers, and refiners                              | Quantities imported or produced                          | Department of Agriculture and Inspection, Division of Motor Fuels                             | 11                                   | 18     | 100        | 4      |
| Nevada         | 6                            | Distributors  | Quantities distributed                                   | Department of Motor Vehicles, Gasoline and Special Fuel Tax Division (Effective July 1, 1959) | 5                                    | 1      | 1          | -      |
| New Hampshire  | 4/ 6                         | Importers, producers, or refiners                               | Receipts or sales; distributor's option                  | State Motor Vehicle Department, Road Toll Division  | 3                                    | 1      | 1          | -      |
| New Jersey     | 5                            | Importers, producers, or refiners                               | Quantities sold and used                                 | Department of the Treasury, Motor Fuels Tax Bureau  | 20                                   | 12     | 50         | (2/)   |
| New Mexico     | 6                            | Distributors  | Imports plus production                                  | Bureau of Revenue, Gasoline Tax Division  | (6/)                                 | (5/)   | (6/)       | (6/)   |
| New York       | 4                            | Distributors  | Quantities sold and used                                 | Department of Taxation and Finance, Miscellaneous Tax Bureau                                  | 18                                   | (2/)   | 25         | (2/)   |
| North Carolina | 7                            | First person in State who sells or uses the fuel (distributor)  | Receipts or sales; distributor's option                  | Commissioner of Revenue, Gasoline Tax Unit  | 14                                   | 3      | 15         | 3      |
| North Dakota   | 6                            | Wholesale distributors  | Quantities sold and used                                 | State Auditor, Gasoline Tax Division  | 23                                   | (2/)   | 3          | 3      |

Motor Fuel



## STATE TAXATION OF GASOLINE

Based on information obtained from State authorities  
and on the laws of the several States

TABLE G-101  
Status as of January 1, 1959  
Sheet 2 of 2

| STATE          | TAX RATE IN CENTS PER GALLON | TAX PAID IN FIRST INSTANCE BY-  | TAX COMPUTED ON BASIS OF-               | TAX COLLECTED AND ADMINISTERED BY-  | ADMINISTRATIVE ORGANIZATION EMPLOYED |        |            |        |
|----------------|------------------------------|---|---|---|--------------------------------------|--------|------------|--------|
|                |                              |   |   |   | OFFICE                               |        | FIELD      |        |
|                |                              |   |   |   | COLLECTION                           | REFUND | COLLECTION | REFUND |
| Ohio           | 5                            | Distributors  | Receipts                                | State Treasurer and Tax Commissioner  | 12                                   | 26     | 26         | 7      |
| Oklahoma       | 6.5                          | Distributors, manufacturers, and refiners                                     | Quantities imported or sold and used    | State Tax Commission, Motor Fuel Division   | 65                                   | -      | 36         | -      |
| Oregon         | 6                            | Wholesale distributors  | Quantities sold and used                | Department of Motor Vehicles  | 6                                    | 7      | 3          | 4      |
| Pennsylvania   | 5                            | Wholesale distributors  | Quantities used, or sold and delivered  | Department of Revenue, Bureau of Liquid Fuels Tax   | 36                                   | (2/)   | 50         | (2/)   |
| Rhode Island   | 6                            | Distributors  | Quantities sold and used                | Division of Administration, Division of Taxation  | 5                                    | (6/)   | 1          | 1      |
| South Carolina | 7                            | Wholesale distributors  | Quantities sold and used                | State Tax Commission  | 3                                    | 4      | 2          | 2      |
| South Dakota   | 4/ 6                         | Importers and distributors  | Inshpments                              | Department of Revenue, Motor Fuel Tax Division  | 5                                    | 15     | 5          | (2/)   |
| Tennessee      | 7                            | Wholesale distributors  | Quantities received and stored          | Department of Finance and Taxation, Accounting Division, Gasoline Tax Section and Agriculture Refund Department | 9                                    | 11     | 35         | 5      |
| Texas          | 5                            | Person making first sale of fuel in the State                                 | Quantities sold                         | Comptroller of Public Accounts, Motor Fuel Tax Division   | 8                                    | 32     | 91         | (2/)   |
| Utah           | 4/ 6                         | Distributors  | Quantities distributed                  | State Tax Commission, Auditing Division   | 7/ 9                                 | -      | -          | -      |
| Vermont        | 6.5                          | Wholesale distributors  | Sales or receipts; distributor's option | State Motor Vehicle Department  | 1                                    | -      | 1          | -      |
| Virginia       | 6                            | Importers, producers, and refiners  | Quantities sold and used                | Division of Motor Vehicles, Bureau of Gasoline Tax  | 7                                    | 13     | 10         | (2/)   |
| Washington     | 6.5                          | Distributors  | Quantities sold and used                | State Department of Licenses, Liquid Fuel Tax Division  | 15                                   | 10     | 8          | 3      |
| West Virginia  | 6                            | Producers, distributors, importers, and retailers                             | Inshpments plus production in-State     | State Tax Commission, Gasoline Tax Department   | (5/)                                 | (5/)   | (5/)       | (5/)   |
| Wisconsin      | 6                            | Licensed wholesalers  | Quantities received                     | Department of Taxation, Motor Fuel Tax Division   | 14                                   | 24     | 10         | 2      |
| Wyoming        | 4/ 5                         | Wholesalers and refiners. Refiners pay tax on fuel sold directly to retailers | Quantities sold and used                | Department of Revenue   | 3                                    | -      | 1          | -      |
| Dist. of Col.  | 6                            | Importers and distributors  | Quantities sold and used                | D. C. Treasurer and Finance Office, Revenue Division  | (5/)                                 | (5/)   | (5/)       | (5/)   |

1/ Within 800 feet of the borders of Missouri and Texas gasoline sold and delivered to passenger car fuel tanks is taxed at the rates of those adjoining States.  
2/ Included with collection personnel. (For California the number of employees shown include all employees of the Division of Highway Taxes of the State Board of Equalization and the Tax Collection and Refund Division of the State Controller's Office. Many of these employees work on several tax classifications.)  
3/ Approximately 50 percent of time devoted to gasoline tax collection and administration.  
4/ Gasoline used in aircraft is taxed at the following rates per gallon: Idaho 2.5 cents; Michigan 3 cents; Nebraska 4 cents; New Hampshire 4 cents; South Dakota 4 cents; Utah 4 cents; Wyoming 4 cents.  
5/ Information was not available at the time this table was prepared.  
6/ Segregation of the number of employees working on motor-fuel tax is unavailable since all employees work as a unit on several tax classifications.  
7/ Office force composed of 2 full-time and 7 part-time employees.

## STATE TAXATION OF SPECIAL FUELS

Based on information from State  
authorities and laws of the several States

TABLE G-102  
SHEET 1 OF 6  
STATUS AS OF JANUARY 1, 1959

This table gives for each State (1) the office that administers the taxes on special fuels (primarily diesel fuel and liquefied petroleum gases), (2) the tax rate (gasoline tax rate is indicated where it is different), (3) a brief description of the method of collecting the gallonage tax on special fuels, and (4) an indication of any special taxes that are imposed on vehicles using special fuels where such taxes are in lieu of or in addition to the gallonage tax.

In most States where the special-fuels tax is paid by the user, the assessment is on the gallons actually used, but in some it is on the gallons purchased in the State. Unless otherwise noted, the tax in these States is based on the gallons used.

Alabama - Department of Revenue, Gasoline Tax Division, Montgomery.

Rate: 7 cents.

Tax is paid in first instance by either wholesaler (distributor) or licensed user. Retailer, who is not licensed as a distributor, must purchase tax-paid fuel from wholesaler. If not licensed, user must buy tax-paid fuel. Distributors and licensed users are required to post fuel-tax bond in an amount the Commissioner of Revenue may fix. Interstate operators are required to pay the tax on fuel used in Alabama regardless of where purchased. In such cases, operator computes gallons on which the tax is paid by dividing his Alabama mileage by an arbitrary miles-per-gallon, based on vehicle size, established by the Commissioner.

Arizona - Division of Motor Vehicles, Use Fuel Tax Department, Phoenix.

Rate: 5 cents.

Tax is reported and paid by user for fuel used only in State regardless of where purchased. User must have special-fuel permit and is required to post bond in order to obtain the permit. Bond is set by Motor Fuel Administrator and is at least  $1\frac{1}{2}$  times the amount of his probable monthly special-fuel tax liability - minimum \$50, maximum \$5,000. Wholesalers and retailers do not collect taxes on any special fuel sold. Interstate operator computes his gallonage by dividing miles traveled in Arizona by his unit's miles-per-gallon average. Neither interstate nor intrastate user can purchase special fuel without first obtaining permit.

Arkansas - State Revenue Department, Motor-Fuel Tax Division, Little Rock.

Rate: 6.5 cents.

Tax is paid in first instance by either retailer or user. Fuel-user bond of \$500 is required of user or retailer. Permit is required of user. Individual who is licensed and bonded for his own tax liability can buy directly from wholesaler tax free and pay the tax to the State. All fuel sold to retailer from wholesaler is tax free. Interstate operators compute their own tax. Mileage traveled in the State is divided by 8 miles-per-gallon to obtain the gallonage on which tax is charged.

California - State Board of Equalization, Highway Tax Division, Sacramento.

Rate: Diesel, 7 cents; L.P.G. and gasoline, 6 cents.

The tax on diesel fuel is paid in first instance by the user, whereas the tax on L.P.G. is collected by a limited-license distributor when sold to be used in containers equipped with a wet outlet and/or when used to propel motor vehicles over the highways of the State. In the case of diesel, the retailer buys tax-free fuel from the wholesaler and the user buys tax-paid fuel from the retailer if delivery is into fuel tank of motor vehicle; tax free if delivery is into bulk storage tank of user. User is given credit in tax return for tax paid to retailer. L.P.G. distributors are required to post bond of \$1,000 to \$100,000.

Out-of-State diesel-fuel tax permit holders must post security and pay tax on all fuel used in the State.

Colorado - Department of Revenue, Motor-Fuel Tax Division, Denver.

Rate: 6 cents.

Tax is paid in first instance by user on actual gallons used in State. User must post surety bond in amount of \$100 to \$3,000 and must secure a special-fuel user's license and an annual permit at cost of \$1.00 for each vehicle operated. Retailer purchases tax-free fuel from wholesaler. In the case of the interstate operator, the tax is prorated on the basis of mileage traveled within the State to total mileage.

Connecticut - Department of Motor Vehicles, Gasoline Tax Section, Hartford.

Rate: 6 cents.

User has the option of reporting and paying the tax direct or of paying the tax to a licensed seller who reports and pays the tax to the State. Wholesaler sells tax-free fuel to retailer. Operators are required to obtain a user's license. Gallons used are reported by users except in rare cases when tax is computed on a mileage basis, using 6 miles-per-gallon to obtain the gallonage on which tax is levied. Interstate operators, except buses, pay tax only on fuel purchased in the State and may pass through the State without purchasing fuel. Interstate bus operators pay tax on fuel used in the State which is calculated on the basis of mileage traveled within the State to total mileage.

Motor Fuel

# STATE TAXATION OF SPECIAL FUELS

TABLE G-102  
SHEET 2 OF 6  
STATUS AS OF JANUARY 1, 1959

Based on information from State authorities and laws of the several States

**Delaware** - State Highway Department, Motor Fuel Tax Division, Dover.

Rate: 5 cents.

Wholesaler reports and pays the tax on all highway fuel. Retailers and users buy only tax-paid fuel. Bonds or special licenses are not required. Interstate operators pay tax only on fuel purchased in the State, and may pass through State without purchasing fuel.

**Florida** - State Comptroller's Office, Motor Fuel Tax Department, Tallahassee.

Rate: 7 cents.

User has option of (1) buying tax-paid fuel from retailer who has a user-dealer license, or (2) of obtaining a non-expiring user-dealer license (\$1 filing fee), supplying a bond ranging from \$3,000 to \$20,000 (approximately 3 times average monthly tax payment), and paying directly to State on the gallonage of fuel used. Retailer must have user-dealer license and pay tax to State on all fuel placed in motor-vehicle supply tanks. Wholesaler is required to submit monthly reports to the State giving gallonage of fuel sold to each licensed user-dealer but does not pay the tax. Out-of-State trucks using special fuel are allowed to enter Florida with up to 50 gallons in regular fuel tanks provided the tax on such fuel has been paid in a neighboring State.

**Georgia** - Department of Revenue, Motor Fuel Tax Unit, Atlanta.

Rate: 6.5 cents.

Tax is paid in the first instance by licensed distributors who may be wholesalers or retailers who receive fuel on which the tax has not been paid. Users buy tax-paid fuel from distributors, but some large users of highway and nonhighway fuel may become licensed distributors and pay the tax directly to the State. A fee of \$5.00 is required for a continuous license and bond must be posted in an amount equal to twice the monthly tax liability, but not less than \$1,000 nor more than \$25,000. Interstate operators report and pay the tax on a mileage basis. Mileage is divided by the user's miles-per-gallon to obtain gallonage on which the tax is to be paid.

**Idaho** - State Tax Collector, Motor Fuels Division, Boise.

Rate: 6 cents.

Tax is paid in first instance by either retailer or licensed user. Retailer reports and pays the tax on special fuels delivered directly into the fuel tanks of motor vehicles. If user acquires fuel in any manner other than by delivery from a special-fuel dealer, the tax shall attach at the time of consumption and the user pays the tax directly to the State Tax Collector. Wholesaler sells fuel tax free in every case. Bond of twice estimated monthly tax due (minimum \$500) required of dealer and licensed user. User must obtain a permit to operate special-fuel vehicles.

**Illinois** - Department of Revenue, Motor Fuel Tax Division, Springfield.

Rate: 5 cents.

If a licensed gasoline wholesaler (distributor) also sells other motor fuel for use on the highways he collects the tax from the user for the State; otherwise, the State must collect from the user. Bonds or special licenses are not required. User pays the tax on fuel purchased in the State regardless of where used.

**Indiana** - Department of State Revenue, Motor Fuel Tax Division, Indianapolis.

Rate: 6 cents.

Tax is paid in first instance by either the retailer (dealer) or user. Wholesaler sells tax free to the retailer. Bond of \$100 to \$1,000 is filed by the user or dealer at the time application is made for license to use or sell fuels other than gasoline. Tax is collected from the purchaser by the seller when fuel is placed in motor-vehicle tank. When the user has bulk storage tank, fuel is delivered there tax free and user pays the tax monthly on gallons used in motor vehicles. Interstate operators pay tax only on fuel purchased in the State and may pass through the State without purchasing fuel.

**Iowa** - Treasurer of State, Motor Vehicle Fuel Tax Division, Des Moines.

Rate: Diesel, 7 cents; L.P.G. and gasoline, 6 cents.

Tax is paid in first instance by wholesaler. Retailers and users purchase tax-paid fuel in every instance. Bond is required only of L.P.G. distributors (\$1,000). Special licenses are not required. No special provisions for interstate operators.

**Kansas** - Department of Revenue, Motor Fuel Tax Division, Topeka.

Rate: Diesel, 7 cents; L.P.G. and gasoline, 5 cents.

The tax is paid in the first instance by the "user-dealer" who places special fuels into the fuel supply tanks of any motor vehicle. A special license is required and renewed annually at a fee of \$1. A minimum bond of \$250 must be posted. Interstate operators compute their taxable gallonage by dividing mileage of individual vehicles within the State by vehicle's miles-per-gallon.

**Kentucky** - Department of Revenue, Motor Fuels and Oil Production Tax Section, Frankfort.

Rate: 7 cents.

Tax is paid in the first instance by the licensed special-fuels dealer (importer, wholesaler) who sells tax-paid fuel to the licensed "user-seller" (user-retailer). No license fee is charged. A bond of \$500 to \$50,000 must be filed by the special-fuels dealer concurrent with the filing of application for a license. Interstate operators must be licensed as motor carriers or heavy equipment motor carriers (having more than two axles), and pay the tax on all fuel consumed in the State. Heavy equipment carriers pay an additional two cents per gallon. Tax is computed on the basis of proportion of mileage traveled in Kentucky to total mileage.

**Louisiana** - Department of Revenue, Petroleum Products Tax Division, Baton Rouge.

Rate: 7 cents.

Tax is paid in the first instance by the "supplier" (wholesaler). "User-seller" (retailer) or user who acquires tax-free fuel becomes liable for the tax. Free license is required of supplier and user-seller. Supplier must post bond of from \$500 to \$10,000. Interstate operators compute tax liability by the ratio of total miles traveled in the State to the total miles traveled in interstate movement.

## STATE TAXATION OF SPECIAL FUELS

Based on information from State authorities and laws of the several States

TABLE G-102  
SHEET 3 OF 6  
STATUS AS OF JANUARY 1, 1959

Maine - Bureau of Taxation, Division of Gasoline Tax, Augusta.

Rate: 7 cents.

Tax is paid in first instance by either retailer or user. Retailer reports and pays the tax on special fuels delivered directly into the fuel tanks of motor vehicles. If user buys some fuel tax free, he deducts the tax that has been paid to retailer for tax-paid fuel when making report of use to State. In every case, wholesaler sells tax-free fuel to retailer or user. User posts bond - minimum \$200, maximum \$10,000. Free license is required of user or special-fuel dealer. Interstate operator computes gallonage by dividing his average miles-per-gallon into total mileage traveled within the State (based on fleet operation).

Maryland - State Comptroller, Gasoline Tax Division, Annapolis.

Rate: 6 cents.

Diesel tax is paid in first instance by either retailer or licensed and bonded user. Fleet operators, if licensed and bonded as diesel users, can fuel trucks from own storage tanks and report and pay tax on all fuel thus placed in vehicle tank. Bond in amount of 3 times average monthly tax liability, but not to exceed \$5,000, is required of diesel retailers or users. Wholesaler pays no tax to State.

Tax on L.P.G. is paid in first instance by retailer (dealer). Users purchase tax-paid fuel. Dealer in L.P.G. is required to file bond in amount of 3 times average monthly tax liability - minimum \$1,000, maximum \$20,000.

Interstate operators must pay the tax on all fuel used in the State, computed on a mileage basis.

Massachusetts - Department of Corporations and Taxation, Division of Excise Taxes, Boston.

Rate: 5.5 cents.

Tax is collected from the person actually placing the special fuel into a registered motor vehicle. Retailer may sell tax free if sold in container for subsequent disposition and not directly into tank of special-fuel-propelled vehicle. No bond is required but license for sale of special fuel must be obtained. All vehicles consuming special fuel must be registered with the Department of Corporations and Taxation (fee \$1) as well as with Registry of Motor Vehicles. Out-of-State operators from States that assess a tax on interstate vehicles sufficient to cover the fuel tax on fuel used within the State but purchased outside are assessed on a similar basis in Massachusetts. Operators from other States pay only on fuel placed in the vehicle in Massachusetts and may pass through the State without incurring tax liability.

Michigan - Secretary of State, Motor Fuel Tax Section, Lansing.

Rate: 6 cents.

The diesel motor-fuel tax is collected by the seller (dealer) at the time it is sold and delivered into the fuel tanks of motor vehicles. Dealers and wholesalers servicing their own vehicles are classified as "dealer-users". Dealer-users pay the tax on the gallonage placed in the fuel tanks of their own vehicles. All dealers and dealer-users must secure an annual license (\$1.00) and must file a surety bond (\$500 to \$5,000) with the Secretary of State. All users other than dealer-users must be licensed (fee \$1.00) and file a monthly report of all diesel fuel acquired within the State.

The liquefied petroleum gas tax is collected by "licensed dealer". A "licensed dealer" is any person who (1) sells or delivers liquefied petroleum

gas either by placing it into permanently attached fuel supply tanks of motor vehicles, or (2) makes delivery of liquefied gas into storage, devoted exclusively to the storage of liquefied petroleum gas to be consumed in motor vehicles on the highways, or (3) withdraws liquefied petroleum gas from the cargo tank of a truck, trailer, or semitrailer, for the operation of a motor vehicle upon the highways of the State. All "licensed dealers" must secure an annual license (\$1.00) and file a surety bond (\$500 to \$5,000) with the Secretary of State. "Dealer" (L.P.G.) is any person other than a "licensed dealer" who engages in the business of selling or handling of liquefied petroleum gas for any purpose whatsoever within the State. All "dealers" must register with the Secretary of State (no fee).

The tax on diesel fuel and L.P.G. is on the gallonage delivered into the fuel tanks of vehicles regardless of where vehicles are operated. Interstate operators pay tax only on fuel purchased in the State and may pass through the State without purchasing fuel.

Minnesota - Department of Taxation, Petroleum Division, St. Paul.

Rate: 5 cents.

Tax is collected by sellers who deliver into motor vehicles (includes wholesalers and retailers). User pays tax directly to State on all purchases of special fuel delivered into bulk storage facilities. All sellers must be licensed as special-fuel dealers, and users who receive fuel into bulk storage facilities must purchase a bulk purchaser's license. A \$1 fee is required for these licenses. No special license is required of sellers who are licensed distributors of petroleum products. Commissioner of Taxation may require a bond of wholesaler, retailer, or user; the State pays the premium on such bonds. Interstate operators pay tax only on fuel purchased in the State and may pass through the State without purchasing fuel.

Mississippi - Motor Vehicle Comptroller, Petroleum Tax Division, Jackson.

Rate: Diesel and L.P.G., 8 cents; gasoline, 7 cents.

Tax is paid in first instance by wholesalers or retailers who are called "distributors" by the State. Bonds are not required. A permit is required to operate vehicles using fuels other than gasoline. For this permit, an annual fee is paid by the user at the time of registration. This fee is \$100 for vehicles with gross weights of 20,000 pounds or over and \$50 for vehicles under 20,000 pounds. The user reports quarterly to the State the quantity of fuel purchased and consumed. The taxes which the user paid to the distributor are credited to his account by the Comptroller. At the end of the year, the user receives a refund of the cost of the permit fee if he pays more than the cost of the permit, or the amount of taxes paid if they amount to less than the permit. The minimum annual cost to the user is therefore the permit fee. Interstate operator computes gallons on which tax is to be paid by dividing his Mississippi mileage by an arbitrary miles-per-gallon, based on vehicle size, established by the Comptroller. Comptroller may, however, accept a miles-per-gallon figure computed by the user if it is based on actual mileage and gallonage records.

Motor Fuel

## STATE TAXATION OF SPECIAL FUELS

Based on information from State  
authorities and laws of the several States

TABLE G-102  
SHEET 4 OF 6  
STATUS AS OF JANUARY 1, 1959

Missouri - Department of Revenue, Motor Fuel Tax Unit, Jefferson City.

Rate: 3 cents.

Tax is paid in first instance either by retailer (dealer) or by user who buys fuel in bulk and places it in vehicles. Special bond of not less than \$100 nor more than \$10,000 is required of dealers; bond equal to twice the estimated tax due is required of user. Special-fuel dealer license or special-fuel user license also is required. All sales by wholesaler are tax free; wholesaler pays tax, however, on fuel used in his own vehicles having a line direct from delivery tank to engine. Interstate operator pays tax only on the gallons actually purchased in the State and may pass through the State without purchasing fuel.

Montana - State Board of Equalization, Helena.

Rate: Diesel, 9 cents; L.P.G. and gasoline, 6 cents.

Tax is paid in first instance by wholesaler, retailer, or user. It is paid directly to the State by the user if he is operating under permit. If the user does not obtain a permit, he pays the tax to the retailer. The retailer, or his distributor, then transmits the tax to the State. No bonds or special licenses are required. Interstate operators, operating under permit pay either on gallons purchased in the State or, in the case of some of the larger operators, pay on the basis of miles traveled, average miles-per-gallon being predetermined by the State on the basis of type of unit and hauling involved. Interstate operators not operating under permit pay on gallons purchased in the State and may pass through the State without purchasing fuel.

Nebraska - Department of Agriculture and Inspection, Division of Motor Fuel, Lincoln.

Rate: 7 cents.

Retailer (dealer) pays the tax on special fuels he delivers into supply tank of motor vehicles. If user buys in wholesale quantities and services his own equipment, he pays the tax directly to the State. A special fuel dealer's license and a special fuel user's license are required (fee of \$1.00); valid until suspended or revoked. Dealers and users are required to furnish bond of \$1,000 to \$15,000 as the Motor Fuel Tax Administrator may require. Vehicles entering State must pay tax on special fuel in excess of 40 gallons in supply tanks.

Special taxes: vehicles equipped to carry more than seven passengers for hire within municipalities pay an equalization fee of twice the amount of registration fee applicable to such vehicle in lieu of special-fuels tax.

Nevada - Tax Commission, Fuels Tax Division, Carson City.

Rate: 6 cents.

Tax is paid in first instance by licensed user or dealer (wholesaler or retailer). The Tax Commissioner may require licensed user to post bond equal to twice the estimated monthly tax. Wholesalers and retailers sell tax-free fuel to licensed users and collect tax from unlicensed users. Interstate operators divide total mileage by total fuel purchased to establish miles-per-gallon and then divide this figure into total miles operated in Nevada to determine gallons used in the State and upon which the tax is assessed.

New Hampshire - Motor Vehicle Department, Road Toll Division, Concord.

Rate: 6 cents.

Tax is paid in first instance by user. License is required, but not bond. Wholesalers and retailers do not collect the tax in any case. Interstate operators compute consumption on a mileage basis by using actual average miles-per-gallon.

New Jersey - Department of Treasury, Division of Taxation, Motor Fuels Tax Bureau, Trenton.

Rate: 5 cents.

Tax is paid by person (wholesaler or retailer) who knowingly makes first sale for highway use. If ultimate use is unknown at time of purchase, user makes payment to State, under special license. No bond is required. Interstate operator pays tax at time of purchase and may pass through the State without purchasing fuel if able to do so.

New Mexico - Bureau of Revenue, Gasoline Tax Division, Santa Fe.

Rate: 6 cents.

Tax is paid in first instance by licensed dealer (wholesaler and retailer) or licensed user. The license fee for a calendar year is \$5.00 for the dealer and \$1.00 for the user. Dealer must post bond of at least \$500. User must post bond of \$200 for each vehicle. To compute liability of interstate operator, total mileage is divided by total fuel used; then user's mileage within the State is divided by the miles-per-gallon arrived at in overall operation.

New York - Department of Taxation and Finance, Miscellaneous Tax Bureau, Albany.

Rate: Diesel, 9 cents; L.P.G. and gasoline, 6 cents. (Effective March 1, 1959)

Tax is paid in first instance by retailer. A retail sale means "any sale to a consumer of such fuel which is delivered directly to a motor vehicle for its operation on the public highways". A user who purchases fuel other than at retail becomes a retailer (in effect) when he transfers the diesel fuel into a motor vehicle and he pays tax on fuel delivered by him to any motor vehicle. Retailers and users who purchase fuel tax free and pay on quantity placed in vehicle supply tanks are required to register with State Tax Commission. Wholesalers supply tax-free fuel to retailer. Interstate operators pay tax to retailer at time of purchase and may pass through the State without purchasing fuel.

North Carolina - Department of Revenue, Gasoline Tax Division, Raleigh.

Rate: 7 cents.

Tax is paid in the first instance by the licensed supplier (distributor). Licensed user-seller (retailer) and licensed user buy tax-paid fuel from the supplier. There are no license fees. Supplier is required to post bond of from \$500 to \$20,000. Both interstate and interstate operators are required to keep a record of total mileage and divide by their total fuel purchased and pay tax on that portion of fuel used in the State.



## STATE TAXATION OF SPECIAL FUELS

TABLE G-102

SHEET 5 OF 6

STATUS AS OF JANUARY 1, 1959

Based on information from State authorities and laws of the several States

North Dakota - State Auditor's Office, Motor Fuel Tax Division, Bismarck.

Rate: 6 cents.

The special-fuels tax is paid by licensed dealer (wholesalers and retailers) who sell tax paid fuel to retailers and users. Dealers are issued a permanent license at a fee of \$10, and must post bond of not less than \$500. Tax applies to actual gallons purchased in the State and interstate operators may pass through the State without purchasing fuel.

Ohio - Department of Taxation, Motor Fuel Tax Division, Columbus.

Rate: 5 cents.

Tax is paid in first instance by wholesaler, retailer, or user. It is paid on the first sale knowingly made for highway use. If ultimate use cannot be determined, user is liable for the tax. Special bonds or licenses are not required. Gallonage imported in the regular tanks of vehicles is not taxable. Interstate vehicles may pass through Ohio without purchasing fuel.

Oklahoma - Tax Commission, Motor Fuel Division, Oklahoma City.

Rate: 6.5 cents.

Tax is levied on use. Use is defined as (1) placing of fuel into fuel supply tank of any motor vehicle for use in whole or in part to propel such vehicle on the highway and also (2) the consumption on the highway of fuel imported in the fuel supply tank of motor vehicles using the highways for commercial purposes. Tax is paid in first instance by dealer-user (retailer, bulk purchaser, or importer) who delivers the fuel into the motor-vehicle fuel tank. Dealer or user is required to be licensed and post bond not to exceed \$25,000. Interstate operator's gallonage may be determined by dividing mileage traveled in the State by average miles-per-gallon based on the total number of miles traveled and the total gallons of fuel consumed.

Oregon - Department of Motor Vehicles and Public Utilities Commission, Salem.

Rate: 6 cents.

The tax is reported and paid by the user for vehicles not under jurisdiction of the Public Utilities Commissioner. Distributors and users are required to obtain special-fuel license issued at no charge. The tax constitutes a lien upon the motor vehicle; therefore, no bond is required of the user. Interstate operators pay the tax on only the gallonage consumed in the State and may pass through the State without purchasing fuel.

All vehicles operating under jurisdiction of Public Utilities Commissioner and paying weight-mileage fees are exempt from payment of special-fuel tax. Weight-mileage fees for vehicles using special fuels are at a higher rate than those for vehicles using gasoline as fuel.

Pennsylvania - Department of Revenue, Bureau of Liquid Fuels Tax, Harrisburg.

Rate: 5 cents.

Tax is paid in first instance by person who places fuel into vehicle tank. This may be wholesaler, retailer, or user. Bond is required in amount equal to three times maximum monthly tax payment, with \$500 minimum. Fuel "dealer-user" licenses are required. Interstate operators pay tax on fuel purchased in the State, and also on gallonage imported into the State in the fuel tanks of vehicles in excess of 50 gallons.

Rhode Island - Department of Administration, Division of Taxation, Motor Fuel Tax Section, Providence.

Rate: 6 cents.

Tax may be paid by wholesaler, retailer, or user, since the tax is on the first sale where use is known to be for an internal combustion engine. If wholesaler or retailer cannot determine use, user becomes liable for payment of tax. No special bonds or licenses are required. Tax is paid on gallons actually purchased in the State. Interstate operators may pass through the State without purchasing fuel.

South Carolina - Tax Commission, License Tax Division, and Highway Department, Columbia.

Rate: 7 cents.

Tax is paid in first instance by licensed wholesale distributor. Retailer and user buy tax-paid fuel. The wholesaler's license is free and continuous. The wholesaler must post bond in an amount determined by the Tax Commission. Interstate operators must report mileage and total fuel used and compute tax on basis of mileage driven in the State.

South Dakota - Department of Revenue, Motor Fuel Tax Division, Pierre.

Rate: Diesel, 7 cents; L.P.G. and gasoline, 6 cents.

Licensed resident and non-resident users, not engaged in buying and selling fuel, who receive fuel for storage and subsequent delivery into the supply tank of a motor vehicle operated by them, are required to obtain a license and pay tax to the State. The minimum bond for a user is \$100. All users of special fuels who do not maintain storage facilities, and who purchase fuel from a licensed special-fuel dealer for direct delivery into the supply tank of a motor vehicle, are required to pay the tax to the dealer at the time of purchase and therefore are not required to have a user's license. Every special-fuel dealer engaged in selling special fuels for use in motor vehicles is required to furnish a minimum bond of \$1,000 and obtain a license for the sale of such fuels. All special-fuel dealers are required to collect the tax on special fuels at the time of delivery to the supply tank of a motor vehicle, regardless of whether the vehicle owner has a user's license or not.

Interstate operators prorate total gallonage according to mileage operated in the State. There is no statute for determining method of computation and the Motor Fuel Administrator determines whether the method of computation is reasonable.

Tennessee - Department of Finance and Taxation, Gasoline Tax Inspection Division, Nashville.

Rate: 7 cents.

Tax is paid in first instance by the user. Wholesalers and retailers sell only tax-free fuel. User must secure a \$5 license and, in addition, must have a \$1 permit for each vehicle. User must post minimum bond of \$500 or three times his average monthly tax liability. Interstate operators compute tax by dividing miles traveled in the State by operator's average miles-per-gallon.

Motor Fuel

# STATE TAXATION OF SPECIAL FUELS

Based on information from State authorities and laws of the several States

TABLE G-102  
SHEET 6 OF 6  
STATUS AS OF JANUARY 1, 1959

**Texas** - Comptroller of Public Accounts, Motor Fuel Tax Division, Austin.

Rate: Diesel, 6.5 cents; L.P.G. and gasoline, 5 cents.

Tax is paid in first instance by user-dealer (can be retailer, bulk purchaser, or wholesaler) who delivers the fuel into the motor-vehicle tank. User-dealer is required to file bond of \$500 to \$25,000, depending on probable tax liability. Interstate operators must pay tax on a mileage basis for fuel used in Texas but purchased in another State.

Special taxes: Vehicles using special fuels are required to pay 11 percent higher registration fees than similar vehicles using gasoline as fuel.

**Utah** - State Tax Commission, Salt Lake City.

Rate: 6 cents.

Tax is paid in first instance by either retailer or user. If user services his own equipment from his own storage, he reports and pays the tax. If user buys his fuel from retailer, retailer reports and pays the tax. User may be required to furnish bond at the option of the Tax Commission. A user-dealer must have a license for each bulk plant or service station. A permit is required for each vehicle using special fuel. There is no charge for licenses or permits. Interstate operators are required to pay the tax on special fuel consumed on the highways of the State; if more tax-paid fuel is purchased in the State than is used there, operator is refunded the excess payment.

**Vermont** - There is no gallonage tax on special fuels (gasoline rate is 6.5 cents). In lieu of the gallonage tax, the registration fee for any non-gasoline powered motor vehicle is one and three quarter times the amount charged for a like motor vehicle using gasoline. Interstate operators do not incur a fuel tax liability driving through the State unless a like fee is charged to Vermont residents for a like privilege.

**Virginia** - Department of Finance, Division of Motor Vehicles, Bureau of Gasoline Tax, Richmond.

Rate: 6 cents.

Tax is paid in first instance by the wholesaler who is called a "supplier" by the State. Supplier sells fuel to either a retailer (peddler) or a user-seller. A peddler is a person without stationary storage facilities, who sells fuel from a tank wagon of more than 100 gallons capacity. If peddler sells to user-seller, he becomes a supplier. User-seller is a person who maintains storage in excess of 100 gallons and who dispenses special fuel into motor-vehicle fuel tanks. A user-seller pays directly to the State a tax on fuel he imports for use in motor vehicles. Supplier must obtain a license (no charge) and must be bonded. Bond is approximately three times the average monthly tax liability - minimum \$500, maximum \$20,000. Interstate operator pays tax only on fuel purchased in the State. (He is required either to purchase as much fuel in Virginia as he uses in the State, or to pay a "road tax" equal to the tax on fuel consumed but not purchased in the State.)

**Washington** - Department of Licenses, Liquid Fuels Tax Division, Olympia.

Rate: 6.5 cents.

Tax is reported and paid by user and no payment is made by wholesaler or retailer. The user must deposit security or cash equivalent to

three times the estimated monthly tax, with a minimum of \$500. Wholesaler and retailer are required to obtain a license to sell or distribute special fuels. User must obtain a special-fuel permit at no cost. For interstate operation, total mileage is divided by total consumption to get the average miles-per-gallon. The miles actually driven in the State are divided by the average miles-per-gallon to determine the gallons on which the tax is assessed.

Special taxes: Trucks propelled by special fuels pay 25 percent higher gross-weight fees than gasoline-propelled trucks, plus a \$4 flat fee that is 25 cents to \$2 for gasoline vehicles. Buses using diesel or L.P.G. pay 20 cents per hundred miles traveled, in addition to gallonage tax, whereas gasoline buses pay 15 cents. Higher motor-vehicle excise taxes are paid for diesel and L.P.G. vehicles.

**West Virginia** - Tax Commissioner's Office, Gasoline Tax Division, Charleston.

Rate: 6 cents.

Tax is reported and paid by wholesaler. Retailer must buy tax-paid fuel from wholesaler and user may buy tax-paid fuel from either wholesaler or retailer. In some cases surety bonds may be required by wholesaler. Interstate operators who bring into the State more than 25 gallons of fuel in the tank of a motor vehicle shall pay the tax on all fuel in excess of 25 gallons unless, under an agreement approved by the Tax Commissioner, he shall purchase within the State fuel equal to such excess.

**Wisconsin** - Department of Taxation, Motor Fuel Tax Division, Madison.

Rate: 6 cents.

Tax is collected by special-fuel dealer at time of delivery to user. If fuel is acquired by user in any manner other than delivery from dealer, tax is reported and paid by user. All dealers and such users as are liable for the tax are required to obtain special-fuel license at no cost. No license is issued until surety bond is furnished in amount deemed necessary by department (minimum \$500; maximum \$25,000). Interstate operators using fuel purchased in other States may be required to file a mileage report indicating total consumption by all vehicles operated in system regardless of where operated. Wisconsin tax liability is determined by dividing miles operated in Wisconsin by operator's overall average miles-per-gallon for this type of fuel.

**Wyoming** - Department of Revenue, Motor Vehicle and Gasoline Tax Division, Cheyenne.

Rate: Diesel, 7 cents; L.P.G. and gasoline, 5 cents.

Diesel-fuel and L.P.G. tax is reported and paid by user, who purchases tax-free fuel from wholesaler or dealer. Interstate operators pay tax only on fuel purchased in the State and may pass through the State without purchasing fuel. However, no more than 20 gallons of fuel may be brought into the State in the tank of a motor vehicle.

**District of Columbia** - D. C. Treasurer and Finance Office, Revenue Division, Washington.

Rate: 6 cents.

Tax is reported and paid by wholesaler. Dealer purchases tax-paid fuel from wholesaler and user buys tax-paid fuel from retailer. Wholesaler posts special bond based on volume of motor-vehicle fuel sales but the minimum is \$5,000. No special license is required. Interstate operators pay tax only on fuel actually purchased in the District of Columbia and may pass through the District without purchasing fuel.

Special taxes: Registration fee is doubled for non-gasoline-fueled vehicles.

# STATE MOTOR-FUEL TAX LOSS AND EXPENSE ALLOWANCES

Based on information obtained from State authorities and the laws of the several States

TABLE G-103  
Status as of January 1, 1959

| STATE          | ACTUAL LOSSES BY DESTRUCTION (FIRE, EXPLOSION, ETC.) |           |         | ACTUAL LOSSES IN STORAGE AND HANDLING        |  |                              |                                 |     | FLAT PERCENTAGE ALLOWANCE FOR LOSSES IN STORAGE AND HANDLING |            |                                 |          | ALLOWANCE IN CONSIDERATION OF BOTH LOSSES IN HANDLING AND COLLECTION EXPENSES |                                |                  |          | ALLOWANCES FOR EXPENSES OF COLLECTION, ETC. (LOSS NO CONSIDERATION) |                                |
|----------------|--|-----------|---------|--|--|------------------------------|---------------------------------|-----|--|------------|---------------------------------|----------|---|--------------------------------|------------------|----------|---|--------------------------------|
|                | LOSSES ALLOWED                                       | METHOD 1/ |         | ACTUAL LOSS ALLOWED, NO SPECIFIED PERCENTAGE | ACTUAL LOSS NOT TO EXCEED A SPECIFIED PERCENTAGE |                              |                                 |     | ALLOWANCE GRANTED  | PERCENTAGE | BASIS OF PERCENTAGE COMPUTATION |          | ALLOWANCE GRANTED   | PERCENTAGE OF QUANTITY TAXABLE | INTERPRETATION   |          | ALLOWANCE GRANTED   | PERCENTAGE OF QUANTITY TAXABLE |
|                |  | EXEMPTION | REFUND  |  | LOSS ALLOWED                                     | MAXIMUM PERCENTAGE SPECIFIED | BASIS OF PERCENTAGE COMPUTATION |     |  |            | QUANTITY TAXABLE                | OTHER 2/ |   |                                | QUANTITY TAXABLE | OTHER 2/ |   |                                |
| Alabama        | Yes  | Yes       | No      | 3/ Yes                                       | No   | -                            | -                               | -   | No   | -          | -                               | -        | No  | -                              | -                | -        | No  | -                              |
| Arizona        | No   | -         | -       | No   | No   | -                            | -                               | -   | Yes  | 1          | -                               | -        | No  | -                              | -                | -        | No  | -                              |
| Arkansas       | 4/ Yes   | No        | Yes     | No   | No   | -                            | -                               | -   | No   | -          | -                               | -        | Yes   | 2 to 1                         | (5/)             | (5/)     | No  | -                              |
| California     | 5/ Yes   | 6/ Yes    | No      | 6/ Yes                                       | No   | -                            | -                               | -   | No   | -          | -                               | -        | No  | -                              | -                | -        | No  | -                              |
| Colorado       | Yes  | Yes       | No      | No   | No   | -                            | -                               | -   | No   | -          | -                               | -        | Yes   | 2                              | -                | -        | No  | -                              |
| Connecticut    | Yes  | Yes       | Yes     | Yes  | No   | -                            | -                               | -   | No   | -          | -                               | -        | No  | -                              | -                | -        | No  | -                              |
| Delaware       | No   | No        | No      | Yes  | Yes  | 1                            | -                               | R-I | No   | -          | -                               | -        | No  | -                              | -                | -        | No  | -                              |
| Florida        | 4/ Yes   | Yes       | No      | No   | Yes  | 1                            | Yes                             | -   | No   | -          | -                               | -        | No  | -                              | -                | -        | Yes   | 2 to 1                         |
| Georgia        | 7/ Yes   | Yes       | No      | No   | Yes  | 1/2                          | Yes                             | -   | No   | -          | -                               | -        | Yes   | 2                              | (5/)             | (5/)     | 8/ Yes  | 2/ 1                           |
| Idaho          | Yes  | Yes       | Yes     | 10/ Yes                                      | No   | -                            | -                               | -   | No   | -          | -                               | -        | No  | -                              | -                | -        | No  | -                              |
| Illinois       | Yes  | No        | Yes     | No   | Yes  | 1-1/2                        | -                               | D   | No   | -          | -                               | -        | No  | -                              | -                | -        | Yes   | 2                              |
| Indiana        | Yes  | Yes       | Yes     | No   | No   | -                            | -                               | -   | No   | -          | -                               | -        | Yes   | (11/)                          | (5/)             | (5/)     | No  | -                              |
| Iowa           | Yes  | 12/ Yes   | 12/ Yes | 13/ Yes                                      | No   | -                            | -                               | -   | Yes  | 3          | -                               | -        | No  | -                              | -                | -        | No  | -                              |
| Kansas         | Yes  | Yes       | 14/ Yes | No   | No   | -                            | -                               | -   | Yes  | 3-1/2      | Yes                             | R-S      | No  | -                              | -                | -        | No  | -                              |
| Kentucky       | Yes  | Yes       | No      | No   | No   | -                            | -                               | -   | No   | -          | -                               | -        | Yes   | 2-1/4                          | 1-1/4            | 1        | No  | -                              |
| Louisiana      | Yes  | Yes       | Yes     | No   | No   | -                            | -                               | -   | 15/ Yes  | 3          | Yes                             | -        | No  | -                              | -                | -        | No  | -                              |
| Maine          | Yes  | Yes       | No      | No   | Yes  | 16/ 1                        | -                               | R   | No   | -          | -                               | -        | No  | -                              | -                | -        | No  | -                              |
| Maryland       | Yes  | No        | Yes     | Yes  | No   | -                            | -                               | -   | No   | -          | -                               | -        | No  | -                              | -                | -        | No  | -                              |
| Massachusetts  | Yes  | Yes       | Yes     | No   | Yes  | 1                            | -                               | R   | No   | -          | -                               | -        | No  | -                              | -                | -        | No  | -                              |
| Michigan       | Yes  | No        | Yes     | No   | Yes  | -                            | -                               | -   | Yes  | 3          | Yes                             | -        | No  | -                              | -                | -        | Yes   | 1                              |
| Minnesota      | Yes  | No        | 17/ Yes | Yes  | No   | -                            | -                               | -   | Yes  | 18/ 3      | Yes                             | -        | No  | -                              | -                | -        | No  | -                              |
| Mississippi    | 19/ Yes  | Yes       | Yes     | No   | No   | -                            | -                               | -   | Yes  | 2          | Yes                             | -        | No  | -                              | -                | -        | No  | -                              |
| Missouri       | Yes  | Yes       | Yes     | No   | No   | -                            | -                               | -   | No   | -          | -                               | -        | Yes   | 3                              | (5/)             | (5/)     | No  | -                              |
| Montana        | 4/ Yes   | -         | Yes     | No   | No   | -                            | -                               | -   | Yes  | 2          | Yes                             | -        | No  | -                              | -                | -        | No  | -                              |
| Nebraska       | Yes  | No        | Yes     | No   | No   | -                            | -                               | -   | Yes  | 3          | -                               | R        | No  | -                              | -                | -        | Yes   | 1 to 1/2                       |
| Nevada         | Yes  | Yes       | Yes     | No   | No   | -                            | -                               | -   | No   | -          | -                               | -        | Yes   | 2                              | (5/)             | (5/)     | No  | -                              |
| New Hampshire  | Yes  | Yes       | -       | No   | No   | 20/ 1                        | -                               | R   | 20/ Yes  | 1          | -                               | R        | Yes   | 1                              | 1                | -        | No  | -                              |
| New Jersey     | Yes  | Yes       | No      | No   | Yes  | 7/ 1                         | -                               | R   | No   | -          | -                               | -        | No  | -                              | -                | -        | No  | -                              |
| New Mexico     | Yes  | No        | Yes     | No   | No   | 21/ 1                        | -                               | -   | Yes  | 2          | Yes                             | -        | No  | -                              | -                | -        | No  | -                              |
| New York       | Yes  | Yes       | No      | No   | Yes  | -                            | Yes                             | -   | No   | -          | -                               | -        | No  | -                              | -                | -        | Yes   | 1                              |
| North Carolina | Yes  | Yes       | Yes     | 22/ Yes                                      | No   | -                            | -                               | -   | Yes  | (22/)      | -                               | R        | No  | -                              | -                | -        | No  | -                              |
| North Dakota   | Yes  | Yes       | No      | No   | Yes  | 23/ 2                        | -                               | R   | No   | -          | -                               | -        | No  | -                              | -                | -        | Yes   | 24/ 2                          |
| Ohio           | Yes  | No        | Yes     | No   | No   | -                            | -                               | -   | Yes  | 3          | Yes                             | -        | No  | -                              | -                | -        | No  | -                              |
| Oklahoma       | Yes  | Yes       | No      | Yes  | No   | -                            | -                               | -   | No   | -          | -                               | -        | No  | -                              | -                | -        | Yes   | 2-1/2                          |
| Oregon         | Yes  | Yes       | No      | Yes  | -  | -                            | -                               | -   | No   | -          | -                               | -        | No  | -                              | -                | -        | No  | -                              |
| Pennsylvania   | Yes  | Yes       | Yes     | 25/ Yes                                      | No   | -                            | -                               | -   | No   | -          | -                               | -        | No  | -                              | -                | -        | Yes   | 2 to 1/2                       |
| Rhode Island   | 6/ Yes   | 6/ Yes    | No      | 6/ Yes                                       | No   | -                            | -                               | -   | No   | -          | -                               | -        | No  | -                              | -                | -        | No  | -                              |
| South Carolina | 4/ Yes   | 4/ Yes    | No      | Yes  | -  | -                            | -                               | -   | 26/ No   | -          | -                               | -        | No  | -                              | -                | -        | No  | -                              |
| South Dakota   | Yes  | Yes       | Yes     | No   | No   | -                            | -                               | -   | No   | -          | -                               | -        | Yes   | 4-1/2                          | (5/)             | (5/)     | No  | -                              |
| Tennessee      | Yes  | No        | Yes     | No   | No   | -                            | -                               | -   | Yes  | 1-1/2      | Yes                             | -        | No  | -                              | -                | -        | No  | -                              |
| Texas          | Yes  | Yes       | Yes     | Yes  | No   | -                            | -                               | -   | No   | -          | -                               | -        | Yes   | (27/)                          | (5/)             | (5/)     | No  | -                              |
| Utah           | 28/ No   | -         | -       | No   | No   | -                            | -                               | -   | No   | -          | -                               | -        | Yes   | 2                              | 1-1/2            | 1/2      | No  | -                              |
| Vermont        | Yes  | Yes       | No      | No   | 20/ No   | 1                            | -                               | R   | 20/ Yes  | 1          | -                               | R        | No  | -                              | -                | -        | No  | -                              |
| Virginia       | Yes  | No        | Yes     | No   | No   | -                            | -                               | -   | 29/ Yes  | -          | -                               | -        | No  | -                              | -                | -        | No  | -                              |
| Washington     | Yes  | Yes       | Yes     | Yes  | No   | -                            | -                               | -   | Yes  | 1/4        | Yes                             | -        | No  | -                              | -                | -        | No  | -                              |
| West Virginia  | Yes  | Yes       | Yes     | No   | Yes  | 1-1/2                        | Yes                             | -   | No   | -          | -                               | -        | No  | -                              | -                | -        | No  | -                              |
| Wisconsin      | Yes  | No        | Yes     | No   | No   | -                            | -                               | -   | Yes  | 1-1/2      | Yes                             | -        | No  | -                              | -                | -        | No  | -                              |
| Wyoming 30/    | No   | No        | No      | No   | No   | -                            | -                               | -   | No   | -          | -                               | -        | No  | -                              | -                | -        | No  | -                              |
| Dist. of Col.  | Yes  | Yes       | No      | No   | Yes  | 2                            | -                               | R   | No   | -          | -                               | -        | No  | -                              | -                | -        | No  | -                              |

1/ These columns indicate the methods of allowing for destruction losses.  
 2/ Symbols in these columns have the following significance:  
 R - Gross quantity received or produced  
 I - Inventory at beginning of month  
 D - Gross quantity sold or used  
 S - Sales to other distributors  
 3/ Full losses allowed if investigation proves them to be proper.  
 4/ Submission of proof of loss required.  
 5/ Segregation of assigned percentage of loss and of expenses is unavailable.  
 6/ Losses occurring prior to first sale only; no allowance for those occurring after primary distribution.  
 7/ Actual losses allowed to bonded distributors only.  
 8/ If paid on or before the 20th day of the following month.  
 9/ Allowance is made on first five and one-half cents tax.  
 10/ Shrinkage loss by distributors' storage plants estimated at 1 percent.  
 11/ Allowance of 2 percent on special fuels and 3 percent on gasoline.  
 12/ Claims for losses accrue to destination before the tax is paid are exempted if loss is properly proved.  
 13/ Actual losses in storage and handling, after receipt in State, are allowed in addition to the 3 percent flat percentage allowance.  
 14/ Refund treated as an exemption in that a credit is provided for in the subsequent report.  
 15/ Allowance is made on the five-cent tax and the two-cent tax.

16/ An additional 1 percent is allowed on fuel transferred by distributor from one of his places of business to another within the State but the total allowance shall not exceed 2 percent of the receipts and no further deductions shall be allowed except when definite proof is submitted on loss sustained through fire, accident, or some unavoidable calamity.  
 17/ Providing tax was paid prior to destruction.  
 18/ Providing distributor, at the time of tax payment, submits satisfactory evidence that one-third of such 3 percent deduction shall have been credited or paid to retail dealers on quantities sold to them.  
 19/ Actual loss less 2 percent flat allowance; no claims are honored for less than 750 gallons.  
 20/ Actual loss if tax is paid on sales; flat rate if paid on receipts.  
 21/ Losses not to exceed 1 percent. A larger percentage may be allowed at the discretion of the Tax Commission.  
 22/ No allowance if tax paid on sales; sliding scale or actual losses if paid on receipts. The scale permits 2 percent shrinkage allowance on first 150,000 gallons, 1-1/2 percent on next 100,000 gallons, and 1 percent on remainder.  
 23/ Administrative 2 percent shrinkage allowance but any amount in excess of 2 percent requires evidence of loss.  
 24/ Based on collection of regular 3-cent tax.  
 25/ Properly substantiated storage and handling losses are allowed.  
 26/ Importers, for their own use within State, are allowed 1 percent of gross received to cover loss.  
 27/ Allowance of 1 percent on special fuels and 1-1/2 percent on gasoline.  
 28/ No special provision for losses by destruction.  
 29/ Refund of 1 percent allowed on tax-paid fuel transferred within the State from one dealer to another.  
 30/ No statutory provisions for loss allowances.

Motor Fuel

EXEMPTION AND REFUND PROVISIONS OF STATE GASOLINE TAXATION

Based on information obtained from State authorities and on the laws of the several States

TABLE G-105 (SHEET 1 OF 3)  
STATUS AS OF JANUARY 1, 1959

| STATE         | PRIVATE AND COMMERCIAL USE <sup>1/</sup>     |  |   |                          |                              |                                     |   | PUBLIC USE <sup>1/</sup>                           |                                  |  |                                  |  |                   |
|---------------|--|--|---|--------------------------|------------------------------|-------------------------------------|---|--|----------------------------------|--|----------------------------------|--|-------------------|
|               | GENERAL<br>NONHIGHWAY                        | AVIATION   |   | USE IN MOTOR<br>VEHICLES |                              |                                     | SPECIAL PROVISIONS  | OTHER SPECIFIC USES                                | FEDERAL<br><sup>2/</sup>         | STATE  |                                  | COUNTY AND LOCAL                                   |                   |
|               |  | INTERSTATE   | INTRASTATE  | ON<br>PUBLIC<br>HIGHWAYS | NOT ON<br>PUBLIC<br>HIGHWAYS | USE IN<br>OTHER<br>EQUIPMENT        |   |  |                                  | HIGHWAY<br>USE                                     | NONHIGHWAY<br>USE                | HIGHWAY<br>USE                                     | NONHIGHWAY<br>USE |
|               |  |  |   |                          |                              |                                     |   |  |                                  |  |                                  |  |                   |
| Alabama       | Taxed <sup>3/</sup><br>Refunded              | Taxed<br>Refunded                                      | Taxed<br>Refunded                                   | Taxed<br>Taxed           | Taxed<br>Taxed               | Refunded                            | -   | Exempted <sup>4/</sup><br>Taxed <sup>5/</sup>      | Taxed<br>Taxed                   | Taxed<br>Refunded                                  | Taxed<br>Taxed                   | Taxed<br>Refunded                                  |                   |
| Arizona       | Taxed <sup>3/</sup><br>Refunded              | Exempted<br>Refunded                                   | Exempted<br>Refunded                                | Taxed<br>Taxed           | Taxed<br>Refunded            | Taxed<br>Refunded                   | -   | Exempted<br>Taxed <sup>5/</sup>                    | Taxed<br>Taxed                   | Taxed<br>Refunded                                  | Taxed<br>Taxed                   | Taxed<br>Refunded                                  |                   |
| Arkansas      | Taxed <sup>3/</sup><br>Refunded              | Exempted<br>Refunded                                   | Exempted<br>Refunded                                | Taxed<br>Taxed           | Taxed<br>Refunded            | Taxed<br>Refunded                   | Closed portions of road under repair is not public highway, nor is a road on private land.  | Exempted<br>Taxed <sup>5/</sup>                    | Taxed<br>Taxed                   | Taxed<br>Refunded                                  | Taxed<br>Taxed                   | Taxed<br>Refunded                                  |                   |
| California    | Taxed <sup>3/</sup><br>Refunded              | Exempted<br>Refunded                                   | Exempted<br>Refunded                                | Taxed<br>Taxed           | Taxed<br>Refunded            | Taxed<br>Refunded                   | Closed portions of road under repair is not public highway, nor is a road on private land.  | Exempted<br>Taxed <sup>5/</sup>                    | Taxed<br>Taxed                   | Taxed<br>Refunded                                  | Taxed<br>Taxed                   | Taxed<br>Refunded                                  |                   |
| Colorado      | Refunded<br>Refunded                         | Refunded <sup>6/</sup><br>Exempted                     | Refunded <sup>6/</sup><br>Exempted                  | Taxed<br>Taxed           | Refunded<br>Refunded         | Refunded<br>Refunded                | -   | Exempted <sup>7/</sup><br>Exempted and<br>refunded | Taxed <sup>(8/)</sup>            | Refunded<br>Refunded                               | Refunded<br>Taxed <sup>9/</sup>  | Refunded<br>Refunded                               |                   |
| Connecticut   | Refunded<br>Refunded                         | Refunded <sup>6/</sup><br>Exempted                     | Refunded <sup>6/</sup><br>Exempted                  | Taxed<br>Taxed           | Refunded<br>Refunded         | Refunded<br>Refunded                | -   | Exempted <sup>7/</sup><br>Exempted <sup>7/</sup>   | Refunded<br>Taxed                | Refunded<br>Taxed                                  | Refunded<br>Taxed                | Refunded<br>Taxed                                  |                   |
| Delaware      | Refunded<br>Taxed                            | Refunded<br>Exempted                                   | Refunded<br>Exempted                                | Taxed<br>Taxed           | Taxed<br>Taxed               | Refunded<br>Taxed                   | -   | Exempted<br>Exempted <sup>7/</sup>                 | Refunded<br>Taxed                | Refunded<br>Taxed                                  | Refunded<br>Taxed                | Refunded<br>Taxed                                  |                   |
| Florida       | Refunded<br>Taxed                            | Refunded<br>Exempted                                   | Refunded<br>Exempted                                | Taxed<br>Taxed           | Taxed<br>Taxed               | Refunded<br>Taxed                   | -   | Exempted<br>Exempted <sup>7/</sup>                 | Refunded<br>Taxed                | Refunded<br>Taxed                                  | Refunded<br>Taxed                | Refunded<br>Taxed                                  |                   |
| Georgia       | Taxed <sup>10/</sup><br>Refunded             | Exempted<br>Taxed <sup>11/</sup>                       | Taxed <sup>10/</sup><br>Taxed <sup>11/</sup>        | Taxed<br>Taxed           | Taxed<br>Taxed               | Refunded                            | Use in State highway construction work is taxed, but is subject to refund. Refunds must be returned to Department of Highways.  | Exempted<br>Taxed                                  | Taxed<br>Taxed                   | Taxed<br>Refunded                                  | Taxed<br>Taxed                   | Taxed<br>Refunded                                  |                   |
| Idaho         | Taxed <sup>10/</sup><br>Refunded             | Exempted<br>Taxed <sup>11/</sup>                       | Taxed <sup>10/</sup><br>Taxed <sup>11/</sup>        | Taxed<br>Taxed           | Taxed<br>Taxed               | Refunded                            | Use in State highway construction work is taxed because of non-claiming clauses in job contracts.   | Exempted   | Taxed                            | Taxed  | Taxed <sup>12/</sup>             | Refunded   |                   |
| Illinois      | Refunded                                     | Refunded   | Refunded  | Taxed                    | Taxed                        | Refunded                            | Use in State highway construction work is taxed because of non-claiming clauses in job contracts.   | Exempted   | Taxed                            | Taxed  | Taxed <sup>12/</sup>             | Refunded   |                   |
| Indiana       | Refunded                                     | Refunded <sup>13/</sup>                                | Refunded <sup>13/</sup>                             | Taxed                    | Refunded                     | Refunded                            | -   | Exempted   | Taxed                            | Refunded   | Taxed                            | Refunded   |                   |
| Iowa          | Refunded                                     | Refunded   | Refunded  | Taxed                    | Taxed                        | Taxed                               | No refunds paid on fuel used in public construction or maintenance.   | Exempted   | Exempted                         | Exempted   | Taxed                            | Refunded   |                   |
| Kansas        | Refunded                                     | Refunded   | Refunded  | Taxed                    | Taxed                        | Refunded                            | Refunded if used in trucks on road construction. Exempt if contractor holds a cost-plus-fixed-fee contract with the U. S. Government.   | Exempted   | Taxed                            | Refunded   | Taxed                            | Refunded   |                   |
| Kentucky      | Taxed <sup>14/</sup><br>Taxed <sup>15/</sup> | Refunded <sup>14/</sup><br>Exempted <sup>16/</sup>     | Refunded <sup>14/</sup><br>Refunded                 | Taxed<br>Taxed           | Taxed<br>Taxed               | Taxed<br>Taxed                      | -   | Exempted<br>Exempted <sup>5/ 7/</sup>              | Taxed<br>Taxed                   | Taxed<br>Taxed                                     | Taxed<br>Taxed                   | Taxed<br>Taxed                                     |                   |
| Louisiana     | Taxed <sup>14/</sup><br>Taxed <sup>15/</sup> | Refunded <sup>14/</sup><br>Exempted <sup>16/</sup>     | Refunded <sup>14/</sup><br>Refunded                 | Taxed<br>Taxed           | Taxed<br>Taxed               | Taxed<br>Taxed                      | -   | Exempted<br>Exempted <sup>5/ 7/</sup>              | Taxed<br>Taxed                   | Taxed<br>Taxed                                     | Taxed<br>Taxed                   | Taxed<br>Taxed                                     |                   |
| Maine         | Refunded <sup>17/</sup><br>Refunded          | Taxed <sup>17/</sup><br>Refunded <sup>18/</sup>        | Taxed <sup>17/</sup><br>Refunded <sup>18/</sup>     | Taxed<br>Taxed           | Taxed<br>Taxed               | Refunded <sup>17/</sup><br>Refunded | -   | Exempted   | Taxed<br>Taxed                   | Refunded <sup>17/</sup><br>Refunded                | Taxed<br>Taxed                   | Refunded <sup>17/</sup><br>Refunded                |                   |
| Maryland      | Refunded <sup>17/</sup><br>Refunded          | Taxed <sup>17/</sup><br>Refunded <sup>18/</sup>        | Taxed <sup>17/</sup><br>Refunded <sup>18/</sup>     | Taxed<br>Taxed           | Taxed<br>Taxed               | Refunded <sup>17/</sup><br>Refunded | Use in equipment of volunteer fire companies, Maryland chapters of the American Red Cross, and units of National veterans organizations subject to refund at full rate.   | Exempted   | Taxed<br>Taxed                   | Refunded <sup>17/</sup><br>Refunded                | Taxed<br>Taxed                   | Refunded <sup>17/</sup><br>Refunded                |                   |
| Massachusetts | Refunded<br>Refunded                         | Refunded <sup>19/</sup><br>Refunded <sup>11/ 21/</sup> | Refunded <sup>19/</sup><br>Taxed <sup>11/ 21/</sup> | Taxed<br>Taxed           | Taxed<br>Refunded            | Refunded <sup>20/</sup><br>Refunded | -   | Refunded <sup>7/</sup><br>Exempted <sup>22/</sup>  | Taxed<br>Exempted <sup>22/</sup> | Refunded <sup>20/</sup><br>Exempted <sup>22/</sup> | Taxed<br>Refunded <sup>23/</sup> | Refunded <sup>20/</sup><br>Refunded <sup>23/</sup> |                   |
| Michigan      | Refunded<br>Refunded                         | Refunded <sup>19/</sup><br>Refunded <sup>11/ 21/</sup> | Refunded <sup>19/</sup><br>Taxed <sup>11/ 21/</sup> | Taxed<br>Taxed           | Taxed<br>Refunded            | Refunded <sup>20/</sup><br>Refunded | Use in school buses owned and operated by parochial schools in the transportation of school children to and from school is subject to full refund. Use by passenger vehicles with a capacity of 10 or more, operating under any municipal franchise, is subject to refund of 3 cents of the 6-cent tax. | Refunded <sup>7/</sup><br>Exempted <sup>22/</sup>  | Taxed<br>Exempted <sup>22/</sup> | Refunded <sup>20/</sup><br>Exempted <sup>22/</sup> | Taxed<br>Refunded <sup>23/</sup> | Refunded <sup>20/</sup><br>Refunded <sup>23/</sup> |                   |

Motor Fuel

| STATE          | GENERAL      | AVIATION         |                  |                  | USE IN MOTOR VEHICLES |                  |                         | USE IN PUBLIC CONTRACT WORK |  |  | OTHER SPECIAL USES |              |              | GENERAL      |              |  |
|----------------|--------------|------------------|------------------|------------------|-----------------------|------------------|-------------------------|-----------------------------|--|--|--------------------|--------------|--------------|--------------|--------------|--|
|                |              | IMMEDIATE        | IMMEDIATE        | IMMEDIATE        | USE IN MOTOR VEHICLES | ON PUBLIC RIGHTS | OR NOT ON PUBLIC RIGHTS | USE IN OTHER EQUIPMENT      | USE IN PUBLIC CONTRACT WORK  | SPECIAL PROVISIONS   | OTHER SPECIAL USES | GENERAL      | HIGHWAY      | NONHIGHWAY   | NONHIGHWAY   |  |
| Minnesota      | Refunded     | Refunded 24/     | Refunded 24/     | Refunded 24/     | Refunded              | Refunded         | Refunded                | Refunded                    | Gasoline is taxed if used in highway construction or maintenance work.   | -  | Refunded           | Refunded     | Refunded     | Refunded     | Refunded     |  |
| Mississippi    | Refunded 17/ | Refunded 17/     | Refunded 17/     | Refunded 17/     | Taxed                 | Taxed            | Taxed                   | Refunded                    | Refund taxed if used in highway construction or maintenance work.  | -  | Taxed              | Refunded 17/ | Refunded 17/ | Refunded 17/ | Refunded 17/ |  |
| Missouri       | Refunded 25/ | Refunded 26/     | Refunded 27/     | Refunded 27/     | Refunded              | Refunded         | Refunded                | Refunded                    | Fuel taxed if used in highway construction or maintenance.   | -  | Taxed 22/          | Refunded     | Refunded     | Refunded     | Refunded     |  |
| Montana        | Refunded     | Refunded 27/     | Refunded 27/     | Refunded 27/     | Refunded              | Refunded         | Refunded                | Refunded                    | Use in highway construction claiming clauses in job contracts.   | -  | Taxed              | Refunded     | Refunded     | Refunded     | Refunded     |  |
| Nebraska       | Taxed 3/     | Taxed 11/ 17/    | Taxed 11/ 17/    | Taxed 11/ 17/    | Taxed                 | Taxed            | Taxed                   | Taxed                       | Gasoline used by accredited flying schools is subject to full refund of the 5-cent tax.  | Gasoline used by accredited flying schools is subject to full refund of the 5-cent tax. Sales for aviation use to other than licensed and bonded dealers are subject to refund.  | Taxed 5/           | Refunded     | Refunded     | Refunded     | Refunded     |  |
| Nevada         | Refunded 25/ | Refunded 29/     | Refunded 29/     | Refunded 29/     | Refunded              | Refunded         | Refunded                | Refunded                    | Use in construction work is subject to refund only when fuel is not used on public roads, including highways under construction.       | -  | Taxed 7/           | Refunded     | Refunded     | Refunded     | Refunded     |  |
| New Hampshire  | Refunded     | Taxed 11/        | Taxed 11/        | Taxed 11/        | Refunded              | Refunded         | Refunded                | Refunded                    | Tax is refunded if vehicles are operated exclusively on private property.  | -  | Exempted 7/        | Refunded     | Refunded     | Refunded     | Refunded     |  |
| New Mexico     | Refunded     | Refunded         | Refunded         | Refunded         | Refunded              | Refunded         | Refunded                | Refunded                    | Public highways are those open to public use. For roads built with State funds, contractor values right to claim refunds.              | -  | Exempted           | Refunded     | Refunded     | Refunded     | Refunded     |  |
| New York       | Refunded     | Refunded         | Refunded         | Refunded         | Refunded              | Refunded         | Refunded                | Refunded                    | Closed portion of road under repair is not public highway.   | Aviation exemption applies to high-octane fuel only. Ordinary motor fuel used in aircraft is subject to refund of 6 cents of the 7-cent tax.                                     | Exempted 22/       | Refunded 22/ | Refunded 22/ | Refunded 22/ | Refunded 22/ |  |
| North Dakota   | Taxed 33/    | Refunded         | Refunded         | Refunded         | Refunded              | Refunded         | Refunded                | Refunded                    | Dealers' own nonhighway use is exempted.   | Use in work on county roads and on Federal highways within Federal reservations and use by employees of U.S. Government in N.D. and Special Delivery mail are subject to refund. | Exempted           | Taxed 35/    | Refunded     | Refunded     | Refunded     |  |
| Ohio           | Refunded     | Exempted         | Exempted         | Exempted         | Taxed                 | Refunded         | Refunded                | Refunded                    | Use in State highway construction work is taxed because of non-claiming clause in job contracts.                                       | -  | Exempted 3/        | Taxed 35/    | Refunded     | Refunded     | Refunded     |  |
| Oklahoma       | Taxed 32/    | Exempted 27/     | Exempted 27/     | Exempted 27/     | Taxed                 | Refunded         | Refunded                | Refunded                    | Use in State highway construction work is taxed because of non-claiming clause in job contracts.                                       | -  | Exempted           | Taxed 35/    | Refunded     | Refunded     | Refunded     |  |
| Oregon         | Taxed 32/    | Exempted 27/     | Exempted 27/     | Exempted 27/     | Taxed                 | Refunded         | Refunded                | Refunded                    | Use in State highway construction work is taxed because of non-claiming clause in job contracts.                                       | -  | Exempted           | Taxed 35/    | Refunded     | Refunded     | Refunded     |  |
| Pennsylvania   | Refunded     | Refunded         | Taxed 11/        | Taxed 11/        | Taxed                 | Taxed            | Taxed                   | Taxed                       | -  | -  | Exempted           | Taxed        | Taxed        | Taxed        | Taxed        |  |
| Rhode Island   | Refunded     | Refunded         | Refunded         | Refunded         | Refunded              | Refunded         | Refunded                | Refunded                    | Refund of tax paid on fuel used in highway construction or maintenance paid from public funds.   | -  | Exempted 38/       | Taxed        | Refunded     | Refunded     | Refunded     |  |
| South Carolina | Refunded 17/ | Refunded 17/ 39/ | Refunded 17/ 39/ | Refunded 17/ 39/ | Refunded              | Refunded         | Refunded                | Refunded                    | Refund of tax paid on fuel used in highway construction or maintenance paid from public funds.   | -  | Exempted           | Taxed        | Refunded     | Refunded     | Refunded     |  |
| South Dakota   | Taxed 40/    | Exempted         | Exempted         | Exempted         | Taxed                 | Taxed            | Taxed                   | Taxed                       | Refund of tax paid on fuel used in highway construction or maintenance paid from public funds.   | -  | Exempted 41/       | Taxed        | Refunded     | Refunded     | Refunded     |  |
| Tennessee      | Taxed 40/    | Exempted         | Exempted         | Exempted         | Taxed                 | Taxed            | Taxed                   | Taxed                       | Refund of tax paid on fuel used in highway construction or maintenance paid from public funds.   | -  | Exempted 41/       | Taxed        | Refunded     | Refunded     | Refunded     |  |
| Texas          | Refunded     | Refunded         | Refunded         | Refunded         | Refunded              | Refunded         | Refunded                | Refunded                    | Refund of tax paid on fuel used in highway construction or maintenance paid from public funds.   | -  | Exempted           | Taxed        | Refunded     | Refunded     | Refunded     |  |
| Vermont        | Taxed 11/    | Taxed 42/        | Taxed 42/        | Taxed 42/        | Refunded              | Refunded         | Refunded                | Refunded                    | Use in equipment of volunteer fire departments and in school buses owned and operated by county or school boards is subject to refund. | Use in equipment of volunteer fire departments and in school buses owned and operated by county or school boards is subject to refund.   | Exempted 7/        | Taxed        | Refunded     | Refunded     | Refunded     |  |
| Virginia       | Taxed        | Refunded 3/      | Refunded 3/      | Refunded 3/      | Refunded              | Refunded         | Refunded                | Refunded                    | -  | -  | Exempted 7/        | Taxed        | Refunded     | Refunded     | Refunded     |  |

Based on information obtained from States authorized and on the laws of the several States.  
 TABLE G-105 (SHEET 2 OF 3)  
 STATE AS OF JANUARY 1, 1959

EXEMPTION AND REFUND PROVISIONS OF STATE GASOLINE TAXATION



EXEMPTION AND REFUND PROVISIONS OF STATE GASOLINE TAXATION

Based on information obtained from State authorities and on laws of the several States

| STATE         | GENERAL      |              | NONHIGHWAY |              | AVIATION |              | USERS IN PUBLIC CONTRACT WORK |              | PRIVATE AND COMMERCIAL USE 1/ |              |
|---------------|--------------|--------------|------------|--------------|----------|--------------|-------------------------------|--------------|-------------------------------|--------------|
|               | AVIATION     | OTHER        | AVIATION   | OTHER        | AVIATION | OTHER        | AVIATION                      | OTHER        | AVIATION                      | OTHER        |
| Washington    | Refunded 20/ | Refunded 20/ | Exempted   | Refunded 20/ | Taxed    | Refunded 20/ | Refunded                      | Refunded 20/ | Refunded                      | Refunded 20/ |
| West Virginia | Refunded     | Refunded     | Refunded   | Refunded     | Taxed    | Refunded     | Refunded                      | Refunded     | Refunded                      | Refunded     |
| Wyoming       | Refunded     | Refunded     | Refunded   | Refunded     | Taxed    | Refunded     | Refunded                      | Refunded     | Refunded                      | Refunded     |
| Dist. of Col. | Refunded     | Refunded     | Refunded   | Refunded     | Taxed    | Refunded     | Refunded                      | Refunded     | Refunded                      | Refunded     |

1/ Except when otherwise noted the term "Refunded", as used in this table, indicates that the full amount of the tax is refunded to the purchaser. In addition to the classes of refunds or exemptions listed, all States grant exemptions or refunds to distributors on export sales, purchases of tax-paid fuel, previous overpayments, etc., to avoid duplication of tax payments. See table 6-103 for procedures regarding allowances for losses in storage and handling, losses by destruction, and expense of collection.

2/ In most States which exempt motor fuel purchased by the Federal Government, there is also a provision for refund of the tax if tax-paid fuel is purchased.

3/ Agricultural use is refunded as follows: 6 cents of 7-cent tax for use in farm machinery in Alabama; 4-1/2 cents of 6-1/2-cent tax in Arkansas; 6 cents of 7-cent tax in Nebraska; 5 cents of 6-cent tax in Virginia.

4/ Sales of taxable gasoline to the U.S. Government are exempt; sales of tax-paid gasoline are not exempted.

5/ In Arizona, California, Louisiana, Michigan, and Washington, quantities sold to the Armed Forces for use in aircraft or ships or for use outside of the State are exempted. In Mississippi and Nevada, sales for use in vehicles of the Armed Forces are exempted.

6/ Aviation use at airports in eleven States and one county is exempted.

7/ Exempted if purchased in bulk for quantities of 300 gallons or more in Louisiana and Wyoming; 500 gallons or more in Florida, Kentucky, and Virginia; 6,000 gallons or more in Colorado and New Mexico; 500 gallons or more in the U.S. Government is exempted. Highway use by other State agencies is exempted.

8/ County and local governments receive refund for motor fuel used in fire engines, fire and police departments, apparatus, road and street maintenance, and ambulances owned by municipalities and hospitals.

9/ In Mississippi, watercraft, and interstate aviation users are refunded 7-1/2 cents of the 6-1/2-cent tax.

10/ These States tax aviation use as follows: Idaho, 2-1/2 cents; Michigan, 3 cents; Nebraska, 5 cents; New Hampshire, 4 cents; Pennsylvania, 1-1/2 cents; Utah, 4 cents; Vermont, 4 cents; Virginia, 4 cents; Wisconsin, 4 cents; Wyoming, 4 cents.

11/ Exempted when used by local public transportation system owned and operated by cities, villages, or incorporated towns.

12/ Aviation fuel sold by dealers who obtain an exemption permit is tax free.

13/ Returns of 90 percent for use in tractors or stationary engines operated for agricultural purposes, 95 percent for use in aircraft, and full returns for rural electric cooperatives.

14/ Full returns are permitted for motor fuel used in farm machinery, school buses, and commercial fishing boats.

15/ Certified with the Civil Aeronautics Board of the United States and bonded with the Department of Revenue of Louisiana are exempted from the fuel tax, provided they are engaged in interstate or foreign commerce.

16/ The following States permit returns for nonhighway use: Maine returns 6 cents of 7-cent tax; Mississippi returns 6 cents of 7-cent tax from gasoline; Louisiana returns 6 cents of 7-cent tax. In Mississippi aviation use is exempted as a substitute for regular refund procedure. Maine returns 3 cents of 7-cent tax on aviation use and Nebraska returns 2-1/2 cents of the 5-cent tax on aviation fuel purchased within the State.

17/ Airports registered with State Aviation Commission may sell motor fuel tax free for aviation purposes and apply for refund of tax on all gasoline purchased by them and so used.

18/ Exempted if aviation purchases all fuel from specific seller registered for use on the highways.

19/ Taxed if consumed in vehicles registered for use on the highways.

20/ Aviation use is taxed at 3 cents per gallon; 1-1/2 cents per gallon is refunded to airlines operating inter-

21/ Excepted when government tax exemption certificate is filed with tax report; otherwise refundable.

22/ Use by county and local governments is refunded. However, if unit of government is licensed as a wholesale distributor, motor fuel is exempted.

23/ Aviation refund are on a sliding scale ranging from no refunds on first 50,000 gallons up to 4-1/2 cents per gallon over 200,000 gallons.

24/ Except that sales for nonhighway uses when made to other licensed dealers and dealer's own nonhighway use are subject to exemption.

25/ Large aviation companies may be licensed as distributors and exempted.

26/ Aviation use is refunded 5 cents of the 6-cent tax.

27/ Retail dealer presents an exemption certificate in lieu of cash on subsequent payment.

28/ Aviation fuel sold to licensed distributors and dealers is exempted.

29/ Use by State Highway Department is taxed. Use by cities and towns is refunded.

30/ Refunds are permitted but few States are made.

31/ Fuel used in public school transportation is exempted. Fuel used by State Highway Commission refunded 6 cents of 7-cent tax.

32/ Agricultural and industrial uses are refunded.

33/ Exempted if used by a State, county, or municipal agency in publicly owned vehicles on construction, reconstruction, and maintenance projects.

34/ Partial exemption of 4-1/2 cents is provided for use in agriculture. School districts operating buses have that exemption.

35/ All municipal use, county nonhighway use, and use in county highway work is subject to refund. Ordinary highway use by county vehicles is taxed.

36/ Refund of 6 cents of the 7-cent tax for agricultural and motor boat use.

37/ Bulk sales to U.S. Government by wholesalers are exempted. Local sales by retailers are refunded.

38/ Partial returns by reduction in the 4-cent aviation gasoline tax are allowed as follows: Consumption over 50,000 gallons and less than 100,000 gallons, 1 cent per gallon; 100,000 gallons over 100,000 gallons, 2 cents per gallon.

39/ Full refund on industrial use and 6 cents of 7-cent tax refunded on agricultural use.

40/ Fuel imported and used by government units is exempted if purchased in tank car lots and purchased by States and local governments from distributors in quantities of 6,500 gallons or more are eligible for refund.

41/ States and local governments from distributors in quantities of 6,500 gallons or more are eligible for refund.

42/ Interstate aviation use is subject to the 4-cent tax. Fuel consumed within boundaries, and all interstate consumption, are subject to 2-cent refund of the 6-cent tax.

43/ Tax is refunded if fuel is consumed in vehicles owned by the U.S. Government and operated off the public highways.

44/ Full 4-cent tax on aviation gasoline is refunded to consumers on gasoline used at county or municipal airports in excess of 10,000 gallons per month.

45/ Aviation use is subject to refund but no fuel is sold for this purpose.

PROVISIONS GOVERNING THE DISPOSITION OF STATE MOTOR-FUEL TAX RECEIPTS

Based on information obtained from State authorities and on the laws of the several States

TABLE G-106 (Sheet 1 of 15 Sheets)  
STATUS AS OF JANUARY 1, 1959

| NAME OF FUND OR AGENCY   | AMOUNT OR PROPORTION  | OBJECTS OF EXPENDITURE   | REMARKS   |
|--|---|--|---|
| <p>In this column are given the names of the funds or accounts to which individual allocations of the motor-fuel tax receipts are credited and the agencies which control the expenditure of the amounts allocated.</p>  | <p>Underline indicates a major allocation, subdivided on succeeding lines.</p>  | <p>The objects of expenditure for which motor-fuel receipts are allocated are classified according to the following general scheme:</p> <ol style="list-style-type: none"> <li>1. Collection, administration, and refunds of the tax.</li> <li>2. Collection and administration of other highway-user imposes, i.e., motor-vehicle fees or motor-carrier taxes.</li> <li>3. Construction and maintenance of State highways (including bridges) and administration of State Highway Department.</li> <li>4. Support of State Highway Police.</li> <li>5. Debt service on State highway obligations.</li> <li>6. Reimbursement payments to or on behalf of counties for their contribution to cost of State highways.</li> <li>7. Construction and maintenance of State park, forest, and institutional roads.</li> <li>8. Construction and maintenance of county and local rural roads and debt service on county and local road obligations.</li> <li>9. Construction and maintenance of city streets and debt service on city obligations.</li> <li>10. Nonhighway purposes.</li> </ol> | <p>In some States the motor-fuel tax laws allocate specific amounts or proportions of the tax receipts to each of the major objects or expenditure for which the receipts can be used. Where this is the case the entries in this table are limited to a statement of the amounts or proportions so allocated, with such explanatory remarks as are deemed necessary. In many States, however, the motor-fuel tax receipts, together with the motor-vehicle revenue (i.e., proceeds of registration fees, operators' licenses, and allied imposts) and the motor-carrier tax receipts, are credited to a common fund, and thus lose their identity prior to the allocation or appropriation of the combined revenues.</p>   |
| <p><u>ALABAMA</u>, Tax: 7 Cents, All Motor Fuel</p> <p>Department of Revenue<br/>Public Road and Bridge Fund<br/>Highway Sinking Fund</p> <p>State Highway Department<br/>Public Road and Bridge Fund<br/>Cities and Towns</p> <p>State County Aid Fund</p> <p>State Highway Department<br/>County Road and Bridge Fund<br/>Counties</p> <p>State County Aid Fund</p> <p>County Road and Bridge Fund<br/>State Department of Aeronautics</p> | <p>Amount Required<br/><u>3 Cents</u><br/>Amount Required</p> <p>The Residue<br/><u>1 Cent</u><br/>\$62,520</p> <p>Amount Required</p> <p>The Residue<br/><u>2 Cents</u><br/><u>1 Cent</u><br/>Amount Required</p> <p>The Residue<br/>Tax on Aviation Use</p> | <p>Collection and administration of tax.<br/>Proceeds are disbursed for the following purposes:<br/>Debt service on public road and bridge bonds issued by the various authorities including Alabama Highway Authority.<br/>State highway and bridge bonds, 2nd, 3rd, 4th, and 5th issues.<br/>Administration, construction, and maintenance of public roads and bridges.</p> <p>Construction and maintenance of highways and streets.</p> <p>To provide matching share applied for by the counties.</p> <p>Administration, construction, and maintenance of public roads and bridges.<br/>Construction and maintenance of public roads and bridges in county.</p> <p>Construction and maintenance of county roads and bridges outside cities and off the State highway system, subject to inspection by State Highway Department.</p> <p>Construction and maintenance of county roads and bridges.<br/>Promotion of Aviation.</p>   | <p>Charged monthly; one-half of amount to State's part and one-half to Counties' part. Motor fuel other than gasoline: After collection and administration costs, revenue is credited to Public Road and Bridge Fund for administration, construction, and maintenance of public roads and bridges.</p> <p>Distribution of \$5,210 per month to the cities and towns incorporated as of January 1, 1943 is made semi-annually on basis of municipal population at last Federal Census.<br/>For construction of county roads not on State highway system. The annual amount required is one-fourth of the four-sevenths credited to the State, less \$62,520 to the cities, of which the amount to each county is not to exceed in any event 1/67 part thereof. Any funds not obligated by a county within a two-year period after the close of the fiscal year revert to the State's Public Road and Bridge Fund.</p> <p>Distributed equally among the sixty-seven counties.<br/>Distributed equally among the sixty-seven counties.<br/>Constitutes the amount counties apply to the County-Aid Fund, which are to be matched by State funds, and expended according to provision governing county aid expenditures.</p> |
| <p><u>ARIZONA</u>, Tax: 5 Cents, All Motor Fuel</p> <p>Motor Vehicle Division, State Highway Department<br/>State Highway Fund, State Highway Department</p> <p>Counties and Cities</p> <p>State Aviation Fund</p>   | <p>Amount Required<br/><u>Remainder</u><br/>70 Percent</p> <p>30 Percent</p> <p>Net 5 Cent Tax on Aviation Use</p>  | <p>Refunds of tax.<br/>Distributed as follows:<br/>Support of Motor Vehicle Division, including collection and administration of motor-fuel, motor-vehicle, and motor-carrier taxes; administration of State Highway Department; construction and maintenance of State highways; support of Highway Patrol Division (State Highway Police).<br/>Construction, improvement, maintenance of county highways or bridges; retirement of an interest on county highway bonds. Improvement, construction, and maintenance of municipal streets and highways; administrative expenses connected therewith; retirement of future issues of bonds for such purposes.<br/>Promotion of aviation.</p>   | <p>This is a common fund receiving motor-fuel, motor-vehicle, and motor-carrier revenues, and expenditures are made from combined revenues.</p> <p>Distributed to each county in proportion to sales of motor fuel; one-third of each county's share to incorporated cities within the county in proportion to their population. If there is no incorporated city or town in a county, the amount allocated thereto shall revert to county.</p> <p>Net collections after refunds have been paid.</p>  |
| <p><u>ARKANSAS</u>, Tax: 6.5 Cents, All Motor Fuel</p> <p>State Apportionment Fund<br/>General Revenue Fund</p> <p>State Police, Highway Weights and Standards Division<br/>State Highway Fund</p> <p>County Aid Fund</p> <p>County Aid Fund</p> <p>(Continued)</p>  | <p>All<br/>3 Percent</p> <p>Amount Required</p> <p><u>Remainder</u></p> <p>7.7 Percent (Monthly)</p> <p>1/4 Cent per Gallon On Motor-Fuel Taxed (Monthly)</p>   | <p>For redistribution as shown below:<br/>Cost of general State government, including the cost of collection and administration of motor-fuel tax.<br/>Cost of operation of Weights and Standards Division.</p> <p>Subject to expenditure or distribution as follows:</p> <p>Construction, maintenance, and administration of county roads.</p> <p>Construction, maintenance, and administration of county roads.</p>  | <p>Three percent of gross collections is deducted each month prior to distribution.<br/>Monthly requirements transferred on pro rata basis from motor fuel tax, overweight permit fees, automobile division fees and registration fees. This is a common fund receiving motor-fuel and motor-vehicle revenues and expenditures are made from combined revenues.<br/>Law provides for distribution among all counties in the following manner: "One-third on a population basis, based on the most recent Federal Census, one-third on a motor-vehicle license revenue basis, based on the amount received from each county for the previous year from motor-vehicle license fees, and one-third based on area of the various counties of the State".<br/>Distributed to counties on the same basis as the 7.7 percent allocation.</p>   |

Motor Fuel

## PROVISIONS GOVERNING THE DISPOSITION OF STATE MOTOR-FUEL TAX RECEIPTS

Based on information obtained from State authorities  
and on the laws of the several StatesTABLE G-106 (Sheet 2 of 15 Sheets)  
STATUS AS OF JANUARY 1, 1959

| NAME OF FUND OR AGENCY  | AMOUNT<br>OR<br>PROPORTION             | OBJECTS OF EXPENDITURE   | REMARKS   |
|---|--|--|---|
| <b>ARKANSAS (Continued)</b>   |  |  |   |
| State Highway Fund (Continued)  |  |  |   |
| Highway Bond and Interest Fund  | \$7,175,000<br>(Annually)              | Debt service.  | Debt service on 1951 issue of highway refunding bonds.  |
| Highway Construction Bond and Interest Fund                           | \$2,000,000<br>(Annually)              | Debt service.  | Debt service on 1949, 1950 and 1951 bond issues.  |
| Gasoline Tax Refund Fund  | Amount Required<br>(Annually)          | Gasoline Tax Refund.   |   |
| County Aid Fund   | \$3,000,000<br>(Annually)              | Construction, maintenance and administration of county roads.  | Credited to County-Aid Fund for distribution to counties as follows:<br>50 percent to be divided equally among the 75 counties, 25 percent on<br>area basis, and 25 percent on population basis.  |
| Municipal Aid Fund  | The Residue<br>11.75 Percent           | Construction, maintenance and reconstruction of city streets which are not<br>a continuation of State highways.  | Distributed on basis of population of each town to total population of<br>all towns.  |
| State Highway Department Fund   | 88.24 Percent                          | Construction, reconstruction, maintenance and administration of State<br>highway system.   | For operation of State Highway Department.  |
| <b>CALIFORNIA, Tax: 6 Cents, Gasoline and LPG<br/>7 Cents, Diesel</b> |  |  |   |
| State Motor-Vehicle Fuel Fund   | All<br>Amount Required                 | Administrative expense of the Division of Highway Taxes of the State Board<br>of Equalization and the Tax Collection and Refund Division and Bureau of<br>Highway Accounts and Reports of the State Controller's Office; payment of<br>refunds.                                |   |
| Counties  | Unrefunded Taxes<br>on Aviation Fuel   | Construction of airports.  |   |
| Highway-Users Tax Fund  | Remainder                              | Acquisition of rights-of-way for, and the construction, reconstruction, im-<br>provement, and maintenance of, public streets and highways.   | This fund receives the net proceeds of the gasoline and diesel taxes,<br>the transportation license tax (3 percent of gross motor-carrier<br>receipts), and the balance in the Motor-Vehicle Fund after appropriations<br>for the support of the Motor Vehicle Department and Highway Patrol have<br>been made.   |
| Counties  | \$11,592,552<br>Fiscal Year<br>1958-59 | Work on local roads.   | The base sum of \$5,400,000 to be increased or decreased in the ratio that<br>the total State registration of preceding calendar year bears to the<br>registration in 1946. (\$11,592,552 for fiscal year 1958-59). \$500,000<br>annually apportioned to 28 counties for snow removal and \$500,000 to 30<br>counties for storm damage and the balance to the counties in proportion to<br>the number of fee-paid vehicles registered in such counties.   |
| Counties  | 1 Cent                                 | Work on local roads.   | 1. Each county received \$1,667 monthly for engineering and adminis-<br>tration;  |
| Counties  | 3/8 Cent                               | The 3/8-cent apportionment is to be used "exclusively for construction<br>expenditures on county primary road system" except amount necessary, when<br>added to the receipts from 2nd and 3rd subdivisions of the one cent<br>apportionment, to equal \$25 per mile per month. | 2. Each county also receives monthly an equalization allotment of \$2,500;<br>3. The balance remaining is apportioned to the counties in the proportion<br>that the registration of vehicles in each of the counties bears to the<br>total State registration.  |
| Cities  | 5/8 Cent                               | Work on city streets not on State highway system; 3/5 for construction of<br>major streets. All State highways in cities are maintained by the Division<br>of Highways.  | Funds are distributed monthly, computed as follows: The number of miles<br>of maintained county roads in each county shall be multiplied by \$25;<br>from the resultant amount the amount received by each county under the<br>second and third subdivisions of the above paragraph is deducted and the<br>remainder paid to each county. One-half of the balance is distributed<br>on the basis of motor-vehicle registrations and the other half is dis-<br>tributed on basis of maintained mileage of county roads to those counties<br>that have not already received, from the above \$11,592,552 plus the second<br>and third subdivisions of the one cent apportionment, a total of \$50 per<br>month per mile of maintained road. |
| Cities  | Appropriation Schedule                 | Engineering and administrative costs - city streets.   | Funds transferred to State Highway Fund and distributed to the cities on<br>the basis of population.  |
| State Highway Fund  | The Residue                            | Work on State highways.  | Amount ranging from \$1,000 to \$20,000 depending upon population bracket<br>specified by law.<br>State highway moneys for construction are to be allocated 45 percent to<br>northern counties and 55 percent to southern counties.   |
| <b>COLORADO, Tax: 6 Cents, All Motor Fuel</b>                         |  |  |   |
| State Treasurer   | Amount Required                        | Refund of motor-fuel tax.  | Refunds made by State Treasurer on voucher certified by the Department of<br>Revenue.   |
| Department of Revenue, Administration Fund                            | Amount Required                        | Collection and refund expense of Motor-Fuel Division and expense of oil<br>inspector.  | Expenditures limited to 3 percent of the gross proceeds collected from<br>the motor-fuel tax.   |
| Highway-User Tax Fund   | All Net Revenue                        | For distribution as follows:   | This fund receives the net revenue from the following sources: Excise<br>tax on motor fuel; annual registration fees on drivers, motor vehicles,<br>trailers and semi-trailers; and ton mile or passenger mile taxes.   |
| State Patrol  | Appropriation                          | State Police expense.  | Legislature appropriates from Highway-User Tax Fund the amount required<br>for operation of State Patrol, and Port of Entry Administration.   |
| Port of Entry Administration  | Remainder                              | Operation of border inspection stations.   |   |
| State Highway Fund  | 65 Percent                             | Debt service on State highway bonds and notes; State highway construction,<br>maintenance, and administration.   | This is a common fund receiving motor-fuel, motor-vehicle, motor-carrier,<br>and other revenues for highway purposes. Expenditures are made from<br>combined revenues.  |
| (Continued)   |  |  |   |

PROVISIONS GOVERNING THE DISPOSITION OF STATE MOTOR-FUEL TAX RECEIPTS

Based on information obtained from State authorities and on the laws of the several States

TABLE G-106 (Sheet 3 of 15 Sheets)  
STATUS AS OF JANUARY 1, 1959

| NAME OF FUND OR AGENCY  | AMOUNT OR PROPORTION   | OBJECTS OF EXPENDITURE   | REMARKS   |
|---|--|--|---|
| <b>COLORADO (Continued)</b>   |  |  |   |
| Highway-User Tax Fund (Continued)<br>Counties   | 30 Percent   | Construction, maintenance, and administration of the county highway system. Funds may also be used on State highways.  | Allocated to counties as follows: 20 percent in proportion to the rural motor-vehicle registration in each county and 80 percent in proportion to the adjusted mileage of open and used rural roads in each county, excepting mileage of State highways. The city and county of Denver are not considered a county.   |
| Cities and Incorporated Towns   | 5 Percent  | Construction, maintenance, and administration of the city street systems. Funds may also be used on State highways.  | Allocated to cities as follows: 80 percent in proportion to the adjusted urban motor-vehicle registration in each city and incorporated town and 20 percent in proportion to the mileage of open and used streets in each city and incorporated town, excepting the mileage of State highways. The city and county of Denver are considered as a city. Cities and towns having area of 10 square miles or more and urban vehicle registrations of less than 700 are included with counties. |
| <b>CONNECTICUT, Tax: 6 Cents, All Motor Fuel</b>  |  |  |   |
| State Treasurer<br>State Highway Fund   | Amount Required<br>Remainder                                       | Refunds of motor-fuel tax. The Highway Fund is the depository for motor-vehicle registration fees, driver license fees, motor-fuel taxes, and miscellaneous receipts from which the following expenditures are made without regard to source: Salaries and expense of Motor Vehicle Department. Salaries and expense of Highway Safety Commission. Salaries and expenses of State Police Department. |   |
| State Police Department<br>Town-Aid Fund  | 75 Percent of Expenses<br>\$8,000,000 per Year                     | Construction, reconstruction, improvement, or maintenance of local roads and streets.  | Fund is distributed on mileage basis: \$1,400 per mile for first 23 miles and the balance of the appropriation is prorated in the ratio of the remaining mileage in each town to the total of the remaining mileage in all towns.   |
| Town-Aid Fund   | \$1,000,000 per Year<br>The Residue                                | Construction, reconstruction, improvement or maintenance of local roads and streets.<br>Construction, reconstruction, maintenance, and administration of State highways.   | Fund is distributed pro rata to the towns in the State, on the basis of the total mileage of unimproved highways in each town.  |
| <b>DELAWARE, Tax: 5 Cents, All Motor Fuel</b>   |  |  |   |
| State Treasurer<br>State General Fund   | Amount Required<br>Remainder                                       | Refund of tax.<br>Subject to appropriation for highway or other purposes.  | Net revenues from motor-fuel tax go into the State General Fund, together with revenues from many other sources, and lose their identity. Appropriations for highway purposes are made from the State General Fund and may be considered as derived from motor-fuel tax and other highway-user revenues insofar as highway appropriations do not exceed such revenues.  |
| <b>FLORIDA, Tax: 7 Cents, All Motor Fuel</b>  |  |  |   |
| State Comptroller<br>State Comptroller  | 4 Cents<br>Appropriation   | Refund of motor-fuel tax.  | Annual claims not to exceed \$500,000; excess of appropriation reduces each claim proportionately.  |
| State General Fund  | 2 Percent  | Application to the cost of general State government, including the cost of motor-fuel tax collection and administration.   | This transfer to the State General Fund from State special funds may be reduced at the discretion of the Governor.  |
| State Road Department<br>State Board of Administration                                    | 98 Percent<br>2 Cents  | State highway construction and maintenance.  | Credited to the accounts of the 67 counties; 1/3 on the basis of area, 1/3 on population, and 1/3 on contributions each county made to State roads prior to July 1949.  |
| State General Fund  | 2 Percent  | Application to the cost of general State government, including the cost of motor-fuel tax collection and administration.   | This transfer may be reduced at the discretion of the Governor.   |
| State Road Department   | Amount Required  | Payment of principal and interest and establishment of reserves for retirement of county road and bridge bonds issued prior to July 1931.  |   |
| State Road Department   | Residue of<br>2 Cents  |  |   |
| Counties  | 80 Percent   | Construction of State-designated roads within the respective counties, or lease or purchase of any toll road or bridge in the respective counties. Use on roads within the respective counties.  |   |
| Counties  | 20 Percent   |  |   |
| State General Fund  | 1 Cent<br>2 Percent  | Application to the cost of general State government, including cost of motor-fuel tax collection and administration.   |   |
| State Road Department   | 98 Percent   | Construction, maintenance, acquisition of rights-of-way, or payment of debt on State roads within the respective counties.   | Allocated for expenditure in the 67 counties by same formula as 2-cent tax.   |
| Counties  | 80 Percent<br>20 Percent   | Use on roads within the respective counties.   |   |
| <b>GEORGIA, Tax: 6.5 Cents, All Motor Fuel</b>  |  |  |   |
| State General Fund  | All  | Subject to appropriation for highway purposes.   | Net revenues from motor-fuel tax go into the State General Fund, together with revenues from many other sources, and lose their identity. Appropriations for highway purposes are made from the State General Fund and may be considered as derived from motor-fuel tax and other highway-user revenues insofar as highway appropriations do not exceed such revenues.  |
| Revenue Department<br>State Highway Department<br>Counties<br>Department of Public Safety | Amount Required<br>Appropriation<br>Appropriation<br>Appropriation | Refund of motor-fuel tax, collection and administration expenses.<br>Construction, maintenance, and administration of highways.<br>Construction and maintenance of county and local roads.<br>Drivers license administration and State Police.   | Annual appropriation is \$9,317,013.  |

Motor Fuel

## PROVISIONS GOVERNING THE DISPOSITION OF STATE MOTOR-FUEL TAX RECEIPTS

Based on information obtained from State authorities  
and on the laws of the several States

TABLE G-106 (Sheet 4 of 15 Sheets)  
STATUS AS OF JANUARY 1, 1959

| NAME OF FUND OR AGENCY  | AMOUNT<br>OR<br>PROPORTION                                | OBJECTS OF EXPENDITURE   | REMARKS   |
|---|---|--|---|
| <b>IDAHO, Tax: 6 Cents, All Motor Fuel</b>  |   |  |   |
| Motor Fuels Refund Fund, Motor Fuels<br>Division, State Tax Collector                   | Amount Required   | Refunds of motor-fuel tax.   | 15 percent of gross collections credited monthly to Refund Fund. On<br>June 30 of each year all money over \$150,000 in the Refund Fund shall be<br>transferred to the State Highway Fund.  |
| State Highway Fund, Department of Highways  | Remainder   | Distributed or expended as follows:  | This is a common fund receiving motor-fuel, motor-vehicle, and motor-<br>carrier revenues; the indicated distribution is made from the combined<br>revenues.  |
| Cities and Villages of 300 Population or Over<br>Road and Bridge Funds in Each County   | 2.7 Percent<br>27.3 Percent                               | Construction and maintenance of streets and alleys.<br>Debt service on county highway bonds; construction and maintenance of State<br>and county highways within county; to each highway district an amount pro-<br>portional to district's share of motor-vehicle revenue of previous year, to<br>be used for debt service on highway district bonds; road and bridge con-<br>struction and maintenance.  |   |
| Department of Highways  | 70.0 Percent  | Construction, reconstruction, and maintenance of State highways, including<br>State highways in cities; collection and administration of motor-fuel tax.   |   |
| State Aeronautics Fund  | 2.5-Cent Aviation<br>Fuel Tax                             | Promotion of aviation.   |   |
| <b>ILLINOIS, Tax: 5 Cents, All Motor Fuel</b>   |   |  |   |
| Motor-Fuel Tax Fund   | All   | For expenditure or distribution as shown below:  | All receipts are placed in Motor-Fuel Tax Fund, from which allocations to<br>other funds are made.  |
| Department of Finance<br>Division of Highways<br>Grade Crossing Protection Fund         | Amount Required<br>Amount Required<br>\$25,000 Per Month  | Collection, administration, and refunds of motor-fuel tax.<br>Administration of counties', cities', and townships' share of motor-fuel tax.<br>To pay the part of the cost apportioned by the Illinois Commerce Commission<br>to the State to cover the interest of the public in providing railroad grade<br>crossing protection on local, county or township roads or streets in<br>municipalities.  | Expenditures made by Department of Finance out of Motor-Fuel Tax Fund.<br>Expenditures made by Division of Highways out of Motor-Fuel Tax Fund.<br>Funds are expended by the Department of Public Works and Buildings upon<br>order of the Illinois Commerce Commission.  |
| Township, Road Districts, or Township Districts   | Remainder<br>10 Percent                                   | Improvement of township, road district, or township district roads. Main-<br>tenance of roads improved with motor-fuel tax funds and use of not over 25<br>percent of previous year allotment to maintain other roads. Retirement of<br>bonds issued for construction of roads when construction is in accordance<br>with standards of motor fuel tax construction and State approval for a bond<br>issue is obtained. Payment of the cost of engineering, administration, and<br>right-of-way in connection therewith.  | The townships' allotments are apportioned to the several townships in<br>proportion to the mileage of township roads in each township.  |
| Road Fund, Division of Highways   | 35 Percent  | Construction, maintenance, and administration of State bond issue roads,<br>Federal-aid roads including authorized municipal projects, and Federal-aid<br>secondary and State highway beltline roads, including maintenance of said<br>highways in cities. Payment of cost of engineering, administration, and<br>right-of-way connected therewith.  | Allotment for Division of Highways is transferred to the Road Fund from<br>which the expenditures are made.   |
| Counties (having less than 500,000 population)  | 12 Percent  | Retirement of county bonds issued for "superhighways" and State-aid roads,<br>construction and maintenance of State-aid roads (subject to approval of<br>Department of Public Works and Buildings) including urban extensions thereto,<br>and maintenance and construction of Federal-aid secondary roads, and exten-<br>sions of State-aid roads into park districts. Payment of cost of engineering,<br>administration, and right-of-way connected therewith.  | Funds to counties are allocated in proportion to the amount of motor-<br>vehicle registration fees received from their residents during the<br>preceding year.  |
| Counties (having more than 500,000 population -<br>Cook County)                         | 11 Percent  | Construction and maintenance of State highways in municipalities, maintenance<br>of Federal-aid secondary roads, construction, and maintenance of arterial<br>streets and extensions outside of corporate limits and 25 percent of cost of<br>nonarterial streets (with approval of Department of Public Works and<br>Buildings). Payment of indebtedness incurred for construction or maintenance<br>of above named roads. Also for construction of traffic signals, street<br>lighting systems, pedestrian subways, and storm sewers on said streets. May<br>pay 50 percent of cost of Federal-aid highway system in urban areas. Payment<br>of cost of engineering, administration, and right-of-way connected therewith. | The municipalities' share is apportioned to the several municipalities in<br>proportion to their population as determined by the last Federal Census.   |
| Municipalities  | 32 Percent  |  |   |
| <b>INDIANA, Tax: 6 Cents, All Motor Fuel</b>  |   |  |   |
| Department of State Revenue<br>Motor Vehicle Highway Account                            | Amount Required<br>Remainder                              | Collection, administration, and refunds of motor-fuel taxes.<br>For distribution as shown below:   | This is a common fund receiving motor-fuel, motor-vehicle, and motor-<br>carrier revenues; expenditures are made from the combined revenues.  |
| Division of Public Safety   | Amount Required   | Administering automobile theft and driver's responsibility acts.   | Funds received partly from the Motor Vehicle Highway Account and partly<br>from insurance and assessments by the Public Service Commission.   |
| Office of Traffic Safety<br>Division of School Traffic Safety Education<br>State Police | \$70,000 Annually<br>\$15,000 Annually<br>Amount Required | Education and improvement of public safety and traffic management.<br>Driver education program in schools.<br>Policing the highways of the State.  |   |
| Cities and Towns  | 15 Percent  | Streets and alleys, construction, maintenance, traffic signals and policing,<br>street cleaning, purchase and repair of street and highway equipment.  | Seventy-five percent chargeable to Motor Vehicle Highway Account and<br>twenty-five percent chargeable to State General Fund.<br>Allocated to cities and towns on the basis that the population of each<br>city and town bears to the total population of all cities and towns at<br>the last preceding U. S. Census.   |
| Counties  | 32 Percent  | Construction and maintenance of county highways and bridges including<br>extensions in incorporated towns. County to appropriate 60 percent of funds<br>for operation of County Highway Department.  | Distributed as follows: 5 percent equally among the 92 counties; 65<br>percent on the basis of the ratio of the actual miles, now traveled and<br>in use, of county highways in each county to the total mileage of all<br>county highways in the State, which shall be determined annually by the<br>State Highway Commission and the County Highway Department; and 30 per-<br>cent on basis of motor-vehicle registration. |
| State Highway Commission  | The Residue   | State highway construction, maintenance, and administration.   | If the remainder is less than \$22,650,000 then the cities' portion for<br>the following year is reduced by 13 percent of such difference and the<br>counties' portion for the following year is reduced by 54 percent of<br>such difference.   |

PROVISIONS GOVERNING THE DISPOSITION OF STATE MOTOR-FUEL TAX RECEIPTS

Based on information obtained from States authorities  
and on the laws of the several States

| REMARKS  | OBJECTS OF EXPENDITURE   | AMOUNT OR PROPORTION  | NAME OF FUND OR AGENCY  |
|--|--|---|---|
| <p>This is a common fund receiving motor-fuel, motor-vehicle, motor-carrier, and other revenues; distribution is from combined revenues.</p> <p>Used occasionally for maintenance by transfer from this fund to Secondary Road Fund.</p> <p>Distributed 60 percent on area and 40 percent on equalization basis.</p> <p>Distributed in the proportion that the population of the city or town bears to the total city and town population.</p> <p>Effective from July 1, 1955 through June 30, 1959.</p> <p>Effective from July 1, 1955 through June 30, 1959.</p>   | <p>Collection, administration, and refund of motor-fuel tax.</p> <p>County road construction. Debt service on obligations assumed by counties under secondary road plan.</p> <p>Debt service on State-assigned county obligations (primary road bonds), State highway construction, maintenance, and administration.</p> <p>Construction of farm-to-market roads.</p> <p>Construction, reconstruction, repair, and maintenance of roads and streets in the incorporated cities and towns.</p> <p>Construction of such primary roads as are presently surfaced with gravel or crushed stone only, on the basis of need.</p> <p>Hidening and modernization of highways and bridges.</p>  | <p>Amount Required<br/>4 Cents<br/>35 Percent<br/>42 Percent<br/>15 Percent<br/>8 Percent<br/>1 Cent<br/>1 Cent</p>   | <p>TOM, Tax: 6 Cents, Gasoline and LPD</p> <p>Motor Vehicle Fuel Tax Fund</p> <p>State Road-User Tax Fund</p> <p>Remainder</p> <p>Secondary Road Construction Fund of Each County</p> <p>State Primary Road Fund, State Highway Commission</p> <p>State Farm-to-Market Road Fund</p> <p>State Construction Funds of the Incorporated Cities and Towns</p> <p>Special Primary Road Fund, State Highway Commission</p> <p>Special Primary Road Fund, State Highway Commission</p> <p>KANSAS, Tax: 5 Cents, Gasoline and LPD</p> |
| <p>Additional 2¢ diesel rate does not apply to farm trucks or local urban buses. Expense of Revenue Department paid from State General Fund.</p> <p>This is a common fund receiving motor-fuel, motor-vehicle and other revenues; distribution is from combined revenues.</p> <p>Apportionment to counties: 40 percent equally and 60 percent on basis of relative assessed valuation of previous years; not less than 50 percent to be used on township roads.</p> <p>Annual legislative appropriation.</p> <p>In lieu of allocation, State Highway Commission may maintain such streets in any city with consent of governing body.</p> <p>Funds transferred quarterly to counties and cities by State Treasurer. Distributed in the proportion that the population of each city bears to the total population of all cities in the State.</p> <p>Distributed on the following formula based on the proportionate value that each county bears to the total for the State: 1/4 on area; 1/4 on number of farms; (1935-36 Board of Agriculture Report); 1/4 on the value of rural lands taxable; (1935-36 Board of Agriculture Report); and 1/4 on the annual daily average vehicle miles of rural highway travel exclusive of travel on the State Highway system. (State Highway Commission records 1935)</p> <p>50 percent to cities and 50 percent to counties on same basis as above.</p> | <p>Apportioned to counties for construction and maintenance of county and town-ship roads and bridges.</p> <p>Law enforcement, drivers examinations and traffic safety, \$27,500; State Purchasing Department, \$3,500; State</p> <p>Ports of Entry, \$18,600; Vehicle Reciprocity Commission, \$3,500; State</p> <p>Amount Required \$549,650</p> <p>Highway Patrol Fund \$1,303,605</p> <p>State General Fund</p> <p>Highway Fund (Direct Expenditures)</p> <p>Highway Fund (Direct Expenditures)</p> <p>The Residue</p> <p>Construction and maintenance of city streets.</p> <p>Construction of county Federal-aid secondary roads. (This money must be used to match Federal-aid secondary roads.)</p> <p>Construction of county Federal-aid secondary roads. (This money must be used to match Federal-aid secondary roads.)</p>  | <p>2 Percent</p> <p>1/5 of Remainder</p> <p>1/5 of Remainder</p> <p>City and County Funds (above)</p> <p>The Residue</p>  | <p>KANSAS, Tax: 7 Cents, Gasoline and LPD</p> <p>Motor Vehicle Fuel Tax Refund Fund</p> <p>Highway Fund - State Highway Commission</p> <p>County and Township Road Fund</p> <p>Highway Patrol Fund</p> <p>State General Fund</p> <p>Highway Fund (Direct Expenditures)</p> <p>Highway Fund (Direct Expenditures)</p> <p>The Residue</p> <p>City and County Funds (above)</p> <p>KENTUCKY, Tax: 7 Cents, All Motor Fuel</p> <p>State Road Fund, State Highway Department</p> <p>All</p>  |
| <p>All receipts are paid into the State Road Fund, which also receives motor-vehicle and motor-carrier taxes. The indicated expenditures are made from the combined revenues.</p> <p>\$5,000,000 appropriated and to be distributed among the several counties in the following manner: One-third to be divided equally among 120 counties; one-third divided on basis of ratio which the population of each county bears to the total population of the State; one-third apportioned on basis of the ratio which the square mile area of the county bears to the total square mileage of the State. Any unexpended balance remaining to the credit of any county, carried forward to current year allocation of each county.</p>  | <p>Administration of gasoline tax, motor-vehicle registration tax, other motor-fuel taxes, motor-vehicle usage tax, and Motorists Financial Responsibility Act.</p> <p>Apportionment for construction and maintenance of county roads and bridges not accepted by State Highway Commissioner for maintenance.</p> <p>Construction, reconstruction, and maintenance of rural and secondary roads.</p> <p>Construction, maintenance, and administration of rural and secondary roads, of State Highway Police.</p> <p>Collection and administration of tax.</p> <p>Construction and maintenance of State highways and bridges.</p> <p>Remainder</p> <p>1-1/2 Cents</p> <p>4 Cents</p> <p>1 Cent</p> <p>Interest and principal payments on State highway obligations. Excess transferred to Long Range Highway Fund for construction and maintenance of State highways and bridges.</p> <p>Construction and maintenance of roads and bridges in the parish and streets purposes in the parish of Concordia.</p> <p>Apportionment shall be made to the parishes and the City of New Orleans in the proportion that the number of gallons of gasoline and motor fuel sold in each parish and the City of New Orleans bears to the total number of gallons of gasoline and motor fuel sold in all the parishes and the City of New Orleans for the preceding calendar year as reflected by the annual reports filed by retail dealers under the provisions of R.S. 47:123.</p> | <p>Amount Required</p> <p>Department of Revenue</p> <p>Long Range Highway Fund</p> <p>General Highway Fund, Interest and Bond Redemption</p> <p>Special Gasoline Tax Fund to Parishes</p> <p>1 Cent</p> | <p>LOUISIANA, Tax: 7 Cents, All Motor Fuel</p> <p>State Road Fund, State Highway Department</p> <p>Apportionment</p> <p>The Residue</p> <p>2 Cents</p> <p>1 Cent</p> <p>Special Gasoline Tax Fund to Parishes</p> <p>General Highway Fund, Interest and Bond Redemption</p> <p>Long Range Highway Fund</p> <p>Department of Revenue</p> <p>Long Range Highway Fund</p> <p>1-1/2 Cents</p> <p>4 Cents</p> <p>1 Cent</p> <p>(continued)</p>   |



| NAME OF FUND OR AGENCY   | AMOUNT OR PROPORTION   | SHARES OF EXPENDITURE   | REMARKS  |
|--|--|---|--|
| <p>LOUISIANA, (continued)</p> <p>Special Gasoline Tax Fund to Parishes (Continued)</p> <p>Lake Charles Harbor and Terminal District</p> <p>Board of Commissioners of Port of New Orleans -</p> <p>Gasoline Tax Account</p> <p>General Highway Fund, Interest and Bond Redemption Account, State Highway Department</p>   | <p>1/20 Cent</p> <p>9/20 Cent</p> <p>Amount Required</p> <p>The Residue</p>  | <p>Debt service, with surplus to be used for current expenses of port.</p> <p>Debt service and current operation of port.</p> <p>Debt service on State highway obligations authorized (\$30,000,000) for construction of expense and improvements to Mississippi River toll bridge at New Orleans and for construction and improvement of roads and bridges on Federal-aid primary and urban highway system.</p>  | <p>Tax refunds made to persons, firms, corporations or associations of persons of any parish shall be used to determine the number of gallons of gasoline and motor fuel to which the refunds apply and the percentage so determined shall be deducted from the total quantity of gasoline and motor fuel sold within said parish during the preceding calendar year, as certified to the collector of revenue by the governing body of said parish, as required by R.S. 47:122 as amended. Also see R.S. 47:121 as amended.</p> <p>To receive portion necessary to retire annual bond and interest after deducting from debt requirements the amounts received during the year from the New Orleans Love Parcel and Public Belt Railroad Commission of New Orleans; also the further sum of \$500,000 is to be credited annually for current operating expenses.</p> <p>After crediting the amount due to the Port of New Orleans, the balance, if any, shall be credited to General Highway Interest and Bond Redemption Fund.</p> |
| <p>General Highway Fund, State Highway Department</p> <p>MARTINE, Tax: 7 Cents, All Motor Fuel</p>   | <p>All</p>   | <p>For expenditure or redistribution as follows:</p> <p>Debt service on State highway obligations, State highway construction and maintenance. Administration of State Highway Commission.</p> <p>State-aid highway construction and maintenance.</p> <p>State contribution for local road construction.</p> <p>Appropriation</p> <p>Bureau of Inspection, Excise Tax Division</p> <p>Motor Vehicle Department</p> <p>State Police</p> <p>State General Fund</p> <p>Trust Fund</p> <p>Aeronautical Fund</p> <p>Sea and Shore Fisheries Commission</p>   | <p>The General Highway Fund receives entire motor-fuel tax and motor-vehicle revenues. Allotments are appropriated for the fiscal year and transferred out of General Highway Fund and represent shares of combined motor-fuel tax and motor-vehicle revenue.</p> <p>\$2,890,000 for fiscal year 1956.</p> <p>\$1,500,000 for fiscal year 1958.</p> <p>Remainder of tax refunded on aviation use.</p> <p>Remainder of tax refunded on motor boat use.</p>  |
| <p>MARTINE, Tax: 6 Cents, All Motor Fuel</p> <p>Gasoline Tax Division, State Comptroller</p> <p>gasoline Tax Fund</p> <p>State Roads Commission</p> <p>Baltimore City</p> <p>Courties and Municipalities (Other than Baltimore)</p>  | <p>Amount Required</p> <p>50 Percent</p> <p>30 Percent</p> <p>20 Percent</p> | <p>Collection, administration, and refunds of tax.</p> <p>Distributed for purposes given below:</p> <p>Payment of principal and interest on State highway construction bonds; to provide sum not in excess of \$4,000,000 in any year to be used for maintenance and operation of State Highway system; remainder is used for construction or reconstruction of projects on State highway system.</p> <p>Construction, reconstruction, and maintenance of streets and highways of the city; debt service on bonds issued for street construction, reconstruction, or maintenance.</p> <p>Debt service on outstanding bonds issued for construction, reconstruction, or maintenance.</p> <p>Maintenance of roads and streets; remainder is used for construction, reconstruction, or maintenance of roads or streets or for debt service on bonds hereafter lawfully issued for such construction, reconstruction, or maintenance.</p> | <p>Share to each county determined by the proportion which the total mileage of county roads in that county bears to the total mileage of county roads in all counties. Municipalities which are authorized to construct and maintain streets receive a portion of the share of the county in which they lie. Such portion is determined by the proportion which the total mileage of surfaced streets in the municipality bears to the total mileage of county roads in such county. Mileage proportions are computed by the State Roads Commission as of December 1 of each year for the next succeeding fiscal year. State Roads Commission retains the funds and maintains county roads in seven counties.</p>   |
| <p>MASSACHUSETTS, Tax: 5.5 Cents, All Motor Fuel</p> <p>Highway Fund, Division of Highways, Department of Public Works</p> <p>Department of Corporations and Taxation</p> <p>Registry of Motor Vehicles</p> <p>State Police Salaries and Expenses</p> <p>Insurance Department</p> <p>State Treasurer</p> <p>Construction of Town and County Highways</p> <p>Metropolitan District Commission</p> <p>Various Appropriation Accounts</p> | <p>All</p>   | <p>Collection and administration of tax.</p> <p>Refunds of tax.</p> <p>Expenses of Motor-Vehicle Registry.</p> <p>Support of State Highway Police.</p> <p>Expenses of Motor-Vehicle Liability Insurance Division.</p> <p>Interest and principal on highway debt.</p> <p>Construction and maintenance of roads not on State highway system.</p> <p>Construction and maintenance of roads not on State highway system.</p> <p>Construction and maintenance of roads not on State highway system. Construction, maintenance, and repair administration and miscellaneous expenses of State highways.</p>   | <p>The Highway Fund receives both motor-fuel and motor-vehicle revenues. The appropriations noted in this table are from the combined revenues. Money for refunds furnished by State Treasurer on warrant.</p> <p>Legislative intent is to use proceeds of 2-cent of 5-cent gas tax to meet bond issues. Entire proceeds of 1/2-cent tax dedicated to retirement of \$200,000,000 of road bonds.</p> <p>Funds are expended by the Division of Highways. County Commissioners may request construction or improvement of roads on the basis of public convenience and necessity. The request granted at the discretion of Department of Public Works.</p> <p>Expended by Division of Highways.</p> <p>Expended under direction of Metropolitan District Commission.</p>   |

Based on information obtained from State authorities and on the laws of the several States

PROVISIONS GOVERNING THE DISPOSITION OF STATE MOTOR-FUEL TAX RECEIPTS

TABLE G-106 (Sheet 6 of 15 Sheets) STATES AS OF JANUARY 1, 1959

PROVISIONS GOVERNING THE DISPOSITION OF STATE MOTOR-FUEL TAX RECEIPTS

Based on information obtained from State authorities and on the laws of the several States

TABLE G-106, Sheet 7 of 15 Sheets)  
STATUS AS OF JANUARY 1, 1959

| NAME OF FUND OR AGENCY   | AMOUNT OR PROPORTION   | OBJECTS OF EXPENDITURE  | REMARKS   |
|--|--|---|---|
| <b>MICHIGAN, Tax: 6 Cents, All Motor Fuel</b>  |  |   |   |
| Motor Vehicle Highway Fund   | <u>All</u>   |   | The Motor Vehicle Highway Fund receives revenue from motor-vehicle and motor-carrier taxes in addition to that from motor-fuel taxes. The disposition indicated herein applies to the total revenue from all sources.   |
| Secretary of State   | Appropriation  | Collection, administration, and refunds of tax.   |   |
| State Highway Department   | Remainder<br>87 Percent<br>Appropriation<br>Appropriation<br>The Residue | Distributed for roads and streets as follows:<br>For State trunkline highways - for purposes in order of priority as follows:<br>For debt service of limited access highway dedicated tax bond.<br>Operating expenses of State Highway Department.<br>Maintenance of State trunkline highways and bridges.<br>Opening, widening, and improving interstate system, specified trunkline highways, and other State trunkline highways. | Not less than 35 percent is to be used for widening, construction, improvement, and betterment of interstate system and specified trunkline highways.   |
| County Road Commissions  | 35 Percent<br>Allocation   | For county highways;<br>Engineering   | At least 20 percent per annum of each County Commission's share must be used for construction. \$5,000 to each county that employs full-time registered professional engineer.  |
|  | Allocation   | For snow removal and purchase of equipment used therefore.  | 0.8 percent of prior calendar year county share of Motor Vehicle Highway Fund divided among counties having in excess of 70 inches measured snowfall.   |
| County Primary Road Funds  | 75 Percent of<br>The Residue   | Debt service on bonds or notes issued under: Act 205, P.A. 1941; Act 1943, P.A. 1943; Act 51, P.A. 1951, as amended. Maintenance, improvement, construction, acquisition, and extension of county primary road system and roadside parks and motor parkways appurtenant thereto.  | Divided among 83 counties as follows: 75 percent on basis of registration fees collected within each county; 10 percent on basis of mileage of county primary road system in each county; 15 percent divided equally among the counties. Not more than 5 percent may be used for roadside parks. Not to exceed 10 percent of county local road funds may be used on the county primary system. Not to exceed an additional 15 percent of county local road funds may, in case of emergency or, with the approval of the State Highway Commissioner, be used on the county primary system. |
| County Local Road Funds  | 25 Percent of<br>The Residue   | Debt service on bonds or notes issued under: Act 143, 1943; Act 51, 1951, as amended. Maintenance, improvement, construction, acquisition, and extension of county local road system and roadside parks and motor parkways appurtenant thereto.   | Divided among the 83 counties as follows: 65 percent on basis of mileage in county local road system; 35 percent on basis of the total population outside of incorporated municipalities. Not more than 5 percent may be used for roadside parks. Not to exceed 10 percent of county primary road funds may be used for the local road system. Not to exceed an additional 15 percent of county primary road funds may, in case of emergency or with the approval of the State Highway Commissioner, be used on the county local system.  |
| Incorporated Cities and Villages   | 18 Percent   | For city and village streets:   | Divided among incorporated cities and villages as follows: 60 percent on basis of population; 25 percent on basis of mileage of major streets; 15 percent on basis of equivalent municipal trunkline mileage. Not more than 5 percent may be used for roadside parks. Up to 25 percent of allocation for local street system may be used additionally for major street system in emergencies.   |
| Major Street Funds   | 70 Percent   | For purposes in order of priority as follows: Amount required for payment of obligations under Act 131, P.A. 1931; debt service of limited access highway dedicated tax bonds; the residue for maintenance, improvement, construction, acquisition, and extension of major street system and roadside parks and parkways appurtenant thereto.   |   |
| Local Street Funds   | 30 Percent   | Debt service on bonds issued under Act 175, 1952, as amended. Maintenance, improvement, construction, acquisition, and extensions of local street system.   | Divided among incorporated cities and villages as follows: 60 percent on basis of population; 40 percent on basis of mileage of local street systems. Up to 25 percent of allocation for major street system may be used additionally for local street system in emergencies.   |
| State Aeronautics Fund - Tax: 3 Cents  | Tax on Aviation Use  | Development of aviation; improvement of aviation facilities.  |   |
| State Waterways Fund - Tax: 3 Cents  | Tax on Marine Use  | Development of harbors and channels; regulation and control of boating; State participation in certain Federal programs.  |   |
| <b>MINNESOTA, Tax: 5 Cents, All Motor Fuel</b>   |  |   |   |
| Highway user Tax Distribution Fund, State Auditor<br>Gas Tax Collection and Refunds Account, State Auditor | <u>All</u><br>Amount Required  | Redistributed as follows:<br>Costs of collection and refunds of tax.  | Collection costs paid from General Fund which is reimbursed from Highway User Tax Distribution Fund by legislative appropriation every two years.   |
| Trunk Highway Fund   | Remainder<br>62 Percent  | Debt service on trunk highway bonds. Construction, maintenance, and administration of trunk highway system, including municipal extensions, and support of State Highway Patrol.  | Amount required during coming fiscal year for debt service is transferred to Trunk Highway Sinking Fund.  |
| County-State Aid Highway Fund  | 29 Percent   | Construction and maintenance of county roads including roads in municipalities of less than 5,000 population.   | 1-1/2 percent used to reimburse Trunk Highway Fund for administrative costs. \$300,000 provided for Disaster Fund. Residue distributed as follows: 10 percent equally; 10 percent based on registrations; 30 percent based on mileage; 50 percent based on needs as determined by prior apportionments.   |
| Municipal-State Aid Fund   | 9 Percent  | Construction and maintenance of roads in municipalities of 5,000 or more population.  | 1-1/2 percent used to reimburse Trunk Highway Fund for administrative costs. 2 percent for Disaster Fund. Residue is apportioned as follows: 50 percent based on needs, and 50 percent on population.   |
| Aviation Fuel Tax Fund   | Net-5 Cent Tax<br>on Aviation Use  | Aviation purposes.  |   |
| <b>MISSISSIPPI, Tax: 7 Cents, Gasoline<br/>8 Cents, Diesel and LPG</b>                                     |  |   |   |
| Motor Vehicle Comptroller Account<br>Motor Vehicle Comptroller<br>Highway Bond Sinking Fund                | Amount Required<br>9/14 of Remainder<br>Amount Required                  | Collection, administration, and refunds of tax.<br>For expenditure or redistribution as follows:<br>Debt service on State highway bonds.  | This allocation has priority over all others, but is deducted from the 9/14 State share.  |
| (Continued)  |  |   |   |

Motor Fuel

PROVISIONS GOVERNING THE DISPOSITION OF STATE MOTOR-FUEL TAX RECEIPTS

Based on information obtained from State authorities and on the laws of the several States

TABLE G-106 (Sheet 8 of 15 Sheets)  
STATUS AS OF JANUARY 1, 1959

| NAME OF FUND OR AGENCY   | AMOUNT OR PROPORTION   | OBJECTS OF EXPENDITURE   | REMARKS  |
|--|--|--|--|
| <b>MISSISSIPPI, (Continued)</b>  |  |  |  |
| Motor Vehicle Comptroller (Continued)<br>County Road Protection Fund, Coast Counties | 1-3/4 Cents per Gal.<br>Taxed in the 3 Counties<br>The Residue | Debt service on sea-wall bonds; sea-wall construction and maintenance (as road protection measure in coast counties).<br>State highway and bridge construction and maintenance.  | Returned to Hancock, Harrison, and Jackson Counties.   |
| State Highway Department   | Less \$1,000,000   |  |  |
| County Road Funds  | 5/14 of Remainder<br>Less \$450,000                            | Service of county road and road district obligations; construction and maintenance of roads and bridges in counties.   | These funds also receive other highway-user revenues. Funds are distributed among the counties in the following manner: One-third on monthly registration, one-third on area, and one-third on population. \$190,000 is the maximum amount any county can receive annually. These funds are distributed on a per capita basis with a maximum of \$65,000 to any one municipality.  |
| Municipal Aid Fund   | \$1,480,000  | Municipal streets and related usage.   |  |
| <b>MISSOURI, Tax: 3 Cents, All Motor Fuel</b>  |  |  |  |
| State Highway Department Fund  | All  | Allocated or paid out of this fund for the purposes indicated below:   | This is a common fund receiving motor-fuel, motor-vehicle, and motor-carrier taxes and other revenues.   |
| Specific Administrative Expenses   | Amount Required  | (1) Collection cost of highway-user imposts and refunds;<br>(2) Expenses of Highway Commission and State Highway Department;<br>(3) Workmen's compensation; (4) Highway Department share of employee retirement; (5) Administration and enforcement of motor-vehicle laws.   |  |
| Road Bond Interest and Sinking Fund<br>State Road Fund                               | Amount Required<br>The Residue                                 | Debt service on State road bonds.<br>Allocated for the following purposes:<br>(1) Construction, reconstruction, and maintenance of State highways and bridges, including municipal extensions, and highways in tunnels, State parks, public areas, State institutions, etc.<br>(2) Construction and maintenance of supplementary State highways and bridges. | Expended under direction and supervision of Highway Commission.  |
|  |  | (3) Reimburse counties and other political subdivisions (except incorporated cities and towns) for money expended by them in construction and acquisition of roads and bridges later taken over by the State.  | Funds allocated for State expenditures in counties in the following manner:<br>1/4 in the ratio that the area of each county bears to the total area of the State; 1/4 on the basis of population; 2/4 on such basis as the Highway Commission may deem to be in the best interest of highway users.   |
| <b>MONTANA, Tax: 6 Cents, Gasoline and LPG<br/>9 Cents, Diesel</b>                   |  |  |  |
| Gasoline License Drawback Fund   | Amount Required  | Refunds of motor-fuel tax.   | 25 percent of gross collections withheld. Amount not used is paid to State Highway Fund at end of fiscal year.   |
| State Highway Fund   | Remainder  | For expenditure or redistribution as follows:  | Net receipts go to State Highway Fund, from which collection and miscellaneous expenses are paid.  |
| State Board of Equalization<br>State Highway Department                              | Appropriation<br>The Residue                                   | Collection and administration of tax.<br>Construction, maintenance, and administration of Federal-aid and other roads authorized by law.   |  |
| State Aviation Fund  | 1 Cent of Tax on<br>Aviation Gasoline                          | Regulation of aeronautics and other matters pertaining to aircraft.  | The remaining 5 cents of the tax collected on aviation gasoline is either exempt or refunded.  |
| <b>NEBRASKA, Tax: 7 Cents, All Motor Fuel</b>  |  |  |  |
| Gasoline Tax Fund  | All  | Refunds on exports, Federal use, errors, and losses paid out of this fund. The remainder is distributed as shown below:<br>To help pay cost of administering and enforcing motor-fuel tax laws.  | Collection expenses paid out of inspection fees, fuel carrier permit fees, and other incidental fees.<br>Not to exceed one percent of total gasoline tax collected, and not to exceed four percent of total special-fuels tax collected.   |
| Division of Motor Fuels, Department of<br>Agriculture and Inspection                 | Amount Required  | 6 cents per gallon refund to persons filing claims for gasoline used for agricultural and industrial purposes.   | Pro-rata two percent deducted from amount of claims for the administration of agricultural and industrial refunds.   |
| Agricultural and Industrial Refunds, Division<br>of Motor Fuels                      | Remainder  |  |  |
| Highway Cash Fund, Department of Roads<br>County Treasurers                          | 61 Percent<br>15 Percent                                       | Construction, maintenance and administration of State highways.<br>Rural free delivery and star mail routes.   | Distributed among counties each month on a percentage basis set by State law. This percentage remains constant.  |
| County Treasurers  | 24 Percent   | Improvement of county roads and bridges, and streets in incorporated cities and villages.  | Distributed among counties each month in same manner as for mail routes. From its share each county credits to the street fund of each incorporated city or village in that county a sum determined by the following formula which is based on the population of the city or village according to the 1950 Federal Census:<br>2,500 or less, 10 cents per capita; 2,501 to 25,000, 15 cents per capita; 25,001 to 200,000, 40 percent of the county's share; more than 200,000, 55 percent of the county's share. The amount of the county's pro rata share remaining is credited to the county's road and bridge fund.<br>Net collections after administration expenses and refunds have been paid. |
| Aviation Fund, Department of Aeronautics   | 5-Cent Tax on<br>Aviation Use                                  | Development of aviation.   |  |
| <b>NEVADA, Tax: 6 Cents, All Motor Fuel</b>  |  |  |  |
| State Highway Fund   | 4-1/2 Cents  | Collection, administration and refunds of tax. Construction, maintenance, and administration of designated State highway systems and Federal-aid systems.  | State Highway Fund also receives entire proceeds of the 6-cent tax on special fuels. Cost of administration and collection of the State 4-1/2 cent tax, and 6 cent special fuels tax by the Department of Motor Vehicles, are limited by legislative appropriation made from the State Highway Fund not to exceed 1 percent of the total proceeds of these taxes.  |
| (Continued)  |  |  |  |

PROVISIONS GOVERNING THE DISPOSITION OF STATE MOTOR-FUEL TAX RECEIPTS

Based on information obtained from State authorities and on the laws of the several States

TABLE G-106 (Sheet 9 of 15 Sheets)  
STATUS AS OF JANUARY 1, 1959

| NAME OF FUND OR AGENCY   | AMOUNT OR PROPORTION                | OBJECTS OF EXPENDITURE   | REMARKS  |
|--|-------------------------------------|--|--|
| <b>NEVADA, (Continued)</b>   |                                     |  |  |
| County Gasoline Tax Fund   | 1/2 Cent                            | Collection, administration and refunds of tax. Construction, maintenance and repair of county roads.   | Costs of administration and collection of the 1-cent additional tax are made by legislative appropriation from the fund. The Motor Vehicle Department makes monthly allocations to the counties using the following formula: (a) 25 percent in proportion to total area; (b) 25 percent in proportion to population, according to latest available Federal Census; (c) 25 percent in proportion to road mileage and street mileage (non-Federal-aid primary roads); (d) 25 percent in proportion to vehicle miles of travel on roads (non-Federal-aid primary roads). Allocated monthly to the counties in which tax payment originates. Each county's share is apportioned between the county and incorporated cities within the county in the same ratio as the assessed valuation of property within incorporated cities, within the county bears to the total assessed valuation of property within the county. Administrative expense is limited to 5 percent of gross tax collections. |
| County Gasoline Tax Fund   | 1 Cent                              | Collection, administration and refunds of tax. Construction and maintenance of county roads. Construction and maintenance of city streets, alleys, and public highways.  |  |
| County Airport Funds   | 6-Cent Tax on Aviation Fuel         | County airport purposes.   |  |
| <b>NEW HAMPSHIRE, Tax: 6 Cents, All Motor Fuel</b>                   |                                     |  |  |
| State Treasurer<br>State Highway Fund                                | Amount Required<br><u>Remainder</u> | Refunds of tax; debt service.<br>State highway construction, maintenance, and administration; State Police; to towns for work on local roads and streets; construction and maintenance of forest roads and State reservation roads; interest on temporary loans. | Collection expenses are paid from motor-vehicle revenues. This is a common fund receiving the 6-cent tax on motor-fuel and net motor-vehicle receipts, including all State motor-vehicle fines. Allocations and expenditures are made from the combined revenues. Allocation of \$521,437 for fiscal year ending June 30, 1958 to State Police. Town road-aid and State-aid money is spent under direction of Department of Public Works and Highways. Aid on Class II highways is on a sliding scale based on assessed valuation of cities or towns. Details of this allocation and of aid on Class I highways are too voluminous for presentation here.  |
| Aviation Fund  | 4-Cent Tax on Aviation Fuel         | 50 percent for air navigation facilities; 50 percent for payment of bonds issued for airport construction.   |  |
| Public Service Commission  | 6-Cent Tax on Motor Boat Fuel       | Promotion of safety on water navigation facilities.  |  |
| <b>NEW JERSEY, Tax: 5 Cents, All Motor Fuel</b>                      |                                     |  |  |
| State Treasurer<br>General State Fund                                | Amount Required<br><u>Remainder</u> | Refunds of tax.<br>Subject to appropriation for highway or other purposes.   | Net revenues from motor-fuel tax go into the General State Fund, together with revenues from many other sources, and lose their identity. Appropriations for highway purposes are made from the General State Fund and may be considered as derived from motor-fuel tax and other highway-user revenues insofar as highway appropriations do not exceed such revenues.   |
|  |                                     |  |  |
| <b>NEW MEXICO, Tax: 6 Cents, All Motor Fuel</b>                      |                                     |  |  |
| Gasoline Tax Suspense Fund<br>Bureau of Revenue Administrative Fund  | <u>All</u><br>5 Percent             | For refunds of tax and disposition as follows:<br>Collection and administration of tax.  | Department of Courtesy and Information allowed 5 percent of total collections made by them. Unused portion in the Bureau of Revenue Administrative Fund reverts to the State General Fund at the close of each fiscal year.<br>\$275,000 for each of the 1958 and 1959 fiscal years.   |
| Gasoline Use Fund  | Appropriation                       | State Tourist Bureau. To promote and encourage the use of gasoline by vehicles on the highways of the State.   |  |
| Highway Debentures Fund<br>State Road Fund, State Highway Department | Amount Required<br>The Residue      | Debt service on highway obligations.<br>Maintenance, construction and improvement of State highways and to meet Federal allotments under the Federal-aid road laws.  |  |
| <b>NEW YORK, Tax: 4 Cents, Gasoline and LPG<br/>6 Cents, Diesel</b>  |                                     |  |  |
| State Comptroller<br>State Department of Taxation and Finance        | Amount Required<br>Appropriation    | Refunds of tax.<br>Collection and administration.  | Collection and administration expenses are paid by an appropriation from the State General Fund.<br>Net revenues from motor-fuel tax go into the State's General and Capital Construction Funds, together with revenues from many other sources, and lose their identity. Appropriations for highway purposes are made from the State General Fund and may be considered as derived from motor-fuel tax and other highway-user revenues insofar as highway appropriations do not exceed such revenues. Highway appropriations are to include amounts equivalent to motor-fuel tax revenues as indicated herein.  |
| State General Fund   | Remainder                           |  |  |
| Department of Public Works   | 37.5 Percent                        | For the construction, reconstruction, maintenance, and repair of highways, bridges, and culverts under the direction of the Superintendent of Public Works.  | Distributed to each county in the proportion that the total mileage of of public highways within the county, outside of cities and incorporated villages, not including State and county highways, bears to the total mileage of such highways in the State.   |
| Counties (outside New York City)                                     | 10 Percent                          | Construction and maintenance of county roads and town highways.  |  |

Motor Fuel

PROVISIONS GOVERNING THE DISPOSITION OF STATE MOTOR-FUEL TAX RECEIPTS

Based on information obtained from State authorities and on the laws of the several States

TABLE G-106 (Sheet 10 of 15 Sheets)  
STATUS AS OF JANUARY 1, 1959

| NAME OF FUND OR AGENCY                              | AMOUNT OR PROPORTION                  | OBJECTS OF EXPENDITURE   | REMARKS  |
|---|---------------------------------------|--|--|
| <b>NORTH CAROLINA, Tax: 7 Cents, All Motor Fuel</b> |                                       |  |  |
| State Highway Fund, State Treasurer                 | 6 Cents                               | Distributed for expenditure as follows:  | Highway Fund receives 6 cents motor-fuel, motor-vehicle, and motor-carrier taxes and other revenues.   |
| Department of Revenue                               | Amount Required                       | Refunds of tax.  |  |
| Department of Motor Vehicles                        | Appropriation                         | Collection and administration of motor-fuel tax.   |  |
| Utilities Commission                                | Appropriation                         | Collection of motor-vehicle registration fees and motor-carrier taxes; administration of motor-vehicle laws; State Highway Patrol and safety.  |  |
| State Highway Commission                            | Appropriation                         | Bus investigation (regulation of franchise buses and trucks).  |  |
| Probation Commission                                | Appropriation                         | Administration of State Highway Department; construction, maintenance, and betterment of State, county, and city highways and scenic parkways. |  |
| Parole Commission                                   | Appropriation                         | Salaries and expenses of this Commission.  |  |
| Municipalities                                      | 1/2 Cent                              | Salaries and expenses of this Commission.  | An amount equal to 1/2 cent of the gasoline tax is dedicated for maintenance of city streets that are not a part of the State highway system.  |
| State Secondary Road Bond Fund State Treasurer      | 1 Cent                                | Maintenance of city streets.   | 1 cent of motor-fuel tax earmarked for this fund.  |
| <b>NORTH DAKOTA, Tax: 6 Cents, Gasoline</b>         |                                       |  |  |
| State Auditor - Gas Tax Division                    | Appropriation                         | Collection and administration expense.   | Deduction for administration is from 3 cent regular gasoline tax only.   |
| Gas Tax Refunds Fund                                | About 42 Percent of Gross Collections | Refunds of tax.  |  |
| State Highway Fund                                  | Remainder                             | Distributed as follows:  | This fund also receives a portion of motor-vehicle revenues. Special fuels tax distributed as follows: 79 percent to the State Highway Construction Fund; 21 percent to County Highway Aid Fund.   |
| County Highway Aid Fund                             | 33-1/2 Percent                        | State highway construction and maintenance.  | Apportioned to counties in the proportion that the number of motor vehicles registered in each county bears to the total motor vehicles registered in all counties of the State the preceding calendar year.   |
| State Highway Fund                                  | 16-2/3 Percent                        | Construction and maintenance of county roads and bridges.  | From net receipts of special 3 cent additional gas tax.  |
| State Highway Fund                                  | 50 Percent                            | State highway construction.  |  |
| <b>OHIO, Tax: 5 Cents, All Motor Fuel</b>           |                                       |  |  |
| Rotary Funds, Gasoline Division                     | Amount Required                       | Administration expense and refunds of motor-vehicle fuel taxes.  | Sufficient amounts are placed in each of three rotary funds to maintain them at \$175,000 combined.  |
| Highway Construction Fund, Department of Highways   | Remainder                             | Distributed as follows:  | Director of Highways may expend funds on urban extensions of State highways.   |
| Maintenance and Repair Fund, Department of Highways | 27 Percent                            | Construction of State highways, including grade crossing elimination.  |  |
| Counties  | 18 Percent                            | Maintenance of State highways.   | 10 percent from maintenance and 3 percent from construction funds (25 percent of first 2 cents and 7-1/2 percent of second 2 cents); distributed to counties in equal portions.  |
| Counties (to be paid to Townships)                  | 13 Percent                            | Construction and maintenance of roads.   | From construction funds. County may expend funds at option of township. County engineer must approve plans and specifications. 17-1/2 percent of second 2 cents is distributed equally.  |
| Municipalities                                      | 7 Percent                             | Construction and maintenance of roads.   | 12 percent from maintenance, 3 percent from construction funds (30 percent of first 2 cents and 7-1/2 percent of second 2 cents); allocated on basis of number of vehicles registered in preceding year. In cities on State highway system 7-1/2 percent of the 30 percent of the first 2 cents and 7-1/2 percent of the second 2 cents shall be spent on urban extensions thereof.  |
| Municipalities                                      | 15 Percent                            | Construction and maintenance of city streets, street cleaning, and traffic lights.   | All of third tax of one (1) cent is restricted to the Bond Interest and Retirement Fund for construction on main thoroughfares on State highway system approved by the State Highway Construction Council.   |
| State Highway Construction and Bond Retirement Fund | 20 Percent                            | Bond Interest and Retirement Fund for construction on main thoroughfares of State highway system.  |  |
| <b>OKLAHOMA, Tax: 6.5 Cents, All Motor Fuel</b>     |                                       |  |  |
| State Tax Commission Fund                           | 4 Cents                               | Collection and administration of tax.  | (Special fuels tax distributed as follows: of 4 cents - 3 percent to State Tax Commission, 72.75 percent to State Highway Construction and Maintenance Fund, and 24.25 percent to counties in the proportion which the population and area of each county bears to the population and area of the entire State; of 1 cent - 100 percent to State Highway Construction and Maintenance Fund; and of 1-1/2 cents - 100 percent to counties subject to the same general provisions as for regular tax.) |
| State Highway Construction and Maintenance Fund     | 3 Percent                             | Construction and maintenance of State highways.  | These funds are distributed to cities and towns in the proportion which the population, as shown by the last Federal Census, bears to the total population of all incorporated cities and towns in the State.  |
| Incorporated Cities and Towns                       | 70 Percent                            | Construction and maintenance of streets and alleys.  | Distributed among counties as follows: 40 percent in the proportion which the county road mileage of each county bears to the entire State road mileage as certified by the State Highway Commission; 60 percent on the basis which the population and area of each county bears to the total population and area of the State.  |
| Incorporated Cities and Towns                       | 5 Percent                             | Construction and maintenance of streets and alleys.  |  |
| County Highway Funds                                | 22 Percent                            | Construction and maintenance of county or township highways and debt service of county highway bonds.  | Apportioned in the same manner as county funds listed above.   |
| County Highway Funds                                | 2-1/2 Cents                           | For farm-to-market roads.  |  |
| State Highway Construction and Maintenance Fund     | 1 Cent                                | Construction and maintenance of county and township highways and permanent bridges on mail routes and school district bus routes.              | Distributed to counties on following basis: One-third on area; one-third on rural population (defined as including the population of all municipalities with a population of less than 5,000 according to the last Federal Decennial Census); one-third on county road mileage, as certified by the State Highway Commission.  |
| County Highway Funds                                | 1/2 Cent                              | Construction on bridges and culverts on school bus and mail routes and resurfacing these routes.   |  |
| County Special Funds                                | 1 Cent                                | Construction on bridges and culverts on school bus and mail routes and resurfacing these routes.   |  |

PROVISIONS GOVERNING THE DISPOSITION OF STATE MOTOR-FUEL TAX RECEIPTS

TABLE G-106 (Sheet 11 of 15 Sheets)  
STATES AS OF JANUARY 1, 1959

Based on information obtained from State authorities and on the laws of the several States

| NAME OF FUND OR AGENCY  | AMOUNT OR PROPORTION  | OBJECTS OF EXPENDITURE   | REMARKS   |
|---|---|--|---|
| <p>OREGON, Tax: 6 Cents, All Motor Fuel<br/>Department of Motor Vehicles</p>  | <p>Amount Required<br/>Remainder<br/>19 Percent<br/>10 Percent<br/>Amount Required by Legislative Appropriation<br/>The Residue<br/>1 cent of tax on Aviation Fuel</p>  | <p>Collection, administration, and refunds of tax.<br/><br/>For various purposes given below.<br/>Debt service on county road obligations; preparation of roadbeds, bridges, etc., for construction of State highways; general road improvement.<br/>Construction and maintenance of city streets that have not been designated as connecting lines between State Highways.<br/>State Highway Police Patrol.<br/><br/>Interest and redemption, State Highway bonds. Construction and maintenance of State highways and administration of State Highway Commission; cooperation in construction of Federal forest highways and the establishment and maintenance of State Parks. Repair and maintenance of city streets forming links to State Primary and Secondary Road Systems.<br/>Advancement of Aviation.</p>   | <p>Receipts are deposited in collection account of the Department of Motor Vehicles from which expenses and refunds are paid. The tax is one cent per gallon on aircraft fuel sold to Oregon licensed aircraft fuel dealers.<br/>Highway Fund receives motor-fuel, motor-vehicle, and motor-carrier taxes and traffic fines. Appropriations below are from combined revenues.<br/>19 percent of all money that is credited to State Highway Fund.<br/>Allocations to counties are in the same ratio as county motor-vehicle registrations and total State registrations.<br/>10 percent of all money that is credited to State Highway Fund.<br/>Allocations made to cities on basis of population.<br/>Pro rata share of traffic operating costs.<br/><br/>Five-cent refund made on aviation fuel when full six cents tax is paid.</p> |
| <p>PENNSYLVANIA, Tax: 5 Cents, All Motor Fuel<br/>Motor License Fund<br/><br/>Department of Public Instruction, Department of the Treasury<br/>Board of Finance and Revenue<br/>Department of State<br/>Department of Revenue<br/><br/>Department of Highways<br/>Municipalities and Local Governments<br/><br/>Department of Property and Supplies<br/>Pennsylvania State Police<br/>Department of Labor and Industry<br/>Liquid Fuels Tax Fund for Counties<br/><br/>Motor License Fund<br/><br/>Department of Military Affairs</p> | <p>1-1/2 Cents<br/><br/>Appropriation<br/>Appropriation<br/>Appropriation<br/>Allocation<br/><br/>Appropriation<br/>(Not less than \$30,000,000 per calendar year)<br/><br/>Appropriation<br/>Allocation<br/>Appropriation<br/>1-1/2 Cents on Aviation Fuel<br/>Appropriation</p> | <p>For purposes given below:<br/><br/>Education, highway safety and safe driving course in public schools.<br/><br/>Agricultural refunds and refunds of overpayments of motor-fuel tax, motor-license fees, and highway construction and maintenance contributions.<br/>Retirement benefits for employees of the Department of Highways.<br/>Collecting motor-licenses fees and fines and liquid fuels tax; accident prevention and safety campaigns.<br/><br/>Construction, reconstruction, and maintenance of State highways, rural (secondary) highways, State highways in cities and in boroughs, township roads, borough and city streets.<br/>Special work restoration of pavements, maintenance of detours, back, forest, and institutional roads, maintenance of interstates bridges, acquisition and operation of toll bridges.<br/>State motor-vehicle insurance, general administration, advertising, engineering and inspection, right-of-way, plant equipment, miscellaneous, flood repair of State roads and bridges.<br/>Cost incurred as purchasing agent for Department of Highways.<br/>Salaries and expenses for highway patrol.<br/>Federal Social Security for Department of Highways employees.<br/>Construction and maintenance of county roads and interest on county road bonds, and county aid for township roads, borough and city streets.<br/><br/>Airport facility improvements.</p> | <p>This is a common fund which receives motor-fuel, motor-vehicle, and motor-carrier revenues. Appropriations are made biennially for both specific and continuing purposes.<br/><br/>Funds for township roads, borough and city streets are appropriated to Department of Highways for payment to local political subdivisions based 60 percent on mileage and 40 percent on population - matching funds in previous appropriations has been eliminated. Payments made twice each year.<br/><br/>State highway employees are included in Federal Social Security. Distributed to counties in proportion to the amount received by the counties in the three preceding years.<br/><br/>1-1/2 cents on every gallon of aviation fuel purchased in Pennsylvania is set aside for use of Pennsylvania Aeronautic Commission.</p>           |
| <p>RHODE ISLAND, Tax: 6 Cents, All Motor Fuel<br/>Department of Administration<br/>State General Fund</p>   | <p>Amount Required<br/>Remainder</p>  | <p>Refunds of tax.<br/>Subject to appropriation for highway or other purposes.</p>   | <p>Net revenues from motor-fuel tax go into the State General Fund, together with revenues from other sources, and lose their identity. Appropriations for highway purposes are made from the State General Fund and may be considered as derived from motor-fuel tax and other highway-user revenues insofar as highway appropriations do not exceed such revenues.</p>  |
| <p>SOUTH CAROLINA, Tax: 7 Cents, All Motor Fuel<br/>State Tax Commission<br/><br/>State General Fund<br/>State Highway Fund, State Highway Department<br/><br/>Counties</p>   | <p>Amount Required<br/><br/>1/7 of Remainder<br/>5/6 of Remainder<br/><br/>1/6 of Remainder</p>   | <p>Refunds of tax.<br/><br/>General State purposes and administration.<br/><br/>Construction, maintenance, and administration of State highways; construction and maintenance of roads in State parks; surfacing of roads and streets in State institutions; interest and redemption, State highway certificates and bonds, and county highway reimbursement obligations. Highway Police Fund.<br/>Construction and maintenance of county highways.</p>  | <p>Refunds of 6 cents for gasoline used in agricultural and motor-boat use; all other refunds are of the full tax. Collection expenses paid by appropriations from State Highway Fund.<br/>This provision effective July 1, 1958 and June 30, 1959, after which 6/7 of the State Highway Fund, and 1/7 to counties.<br/>This is a common fund which receives motor-fuel and motor-vehicle revenues. The combined revenues are spent for the purposes indicated.<br/><br/>Distributed to counties on the basis of the ratio their motor-vehicle registration fees bear to the total registration fees of the State.</p>  |









PROVISIONS GOVERNING THE DISPOSITION OF STATE MOTOR-FUEL TAX RECEIPTS

Based on information obtained from State authorities and on the laws of the several States

TABLE G-106 (Sheet 15 of 15 Sheets)  
STATUS AS OF JANUARY 1, 1959

| NAME OF FUND OR AGENCY  | AMOUNT OR PROPORTION   | OBJECTS OF EXPENDITURE   | REMARKS   |
|---|--|--|---|
| <b>WISCONSIN, (Continued)</b>   |  |  |   |
| State Highway Commission (Continued)                                      | \$200,000<br>(Not to Exceed)<br>\$250,000<br>(Not to Exceed)<br>\$200,000<br>(Not to Exceed)<br>\$325,000    | State's portion of cost of interstate and intrastate bridges not on State trunk highway system or connecting streets.<br>State's portion of cost of railroad grade crossing protection.<br>Roadside improvement along State trunk highways.<br>Minor specific allotments.  | Improvements financed one-third State, one-third county, and one-third local unit.<br>As ordered by Public Service Commission but not to exceed 50 percent of cost.<br>Available also for land purchase when necessary for roadside development purposes.<br>Advertising \$150,000; maintenance and operation of special bridges not on State trunk highway system \$175,000 (not to exceed).<br>As budgeted by Legislature.  |
| State Highway Commission<br>Towns, Villages, and Cities                   | \$3,000,000<br>(Estimated)<br>\$10,700,000<br>(Not to Exceed)<br><br>The Residue<br>40 Percent<br>42 Percent | Administration.<br>Maintenance and snow removal on State highways, marking and signing, construction of State trunk highways, matching and supplementing Federal-aid, material surveys, and topographic mapping.   |   |
| Counties  | 18 Percent   | Same as above item for counties marked with two asterisks.   | Supplemental aid: Towns 18 percent, and cities with more than 10,000 population 15 percent, allocated in proportion to the amounts distributed under above item marked with one asterisk; cities with population not more than 10,000 and villages 9 percent, allocated in proportion to the miles on which their aid in above item marked with an asterisk was computed.<br>Allocated in proportion to the amounts distributed under provisions of above item marked with two asterisks.                                       |
| State Highway Commission<br>Towns, Villages, and Cities                   | 2 Cents<br>50 Percent<br>35 Percent  | Distributed as follows:<br>Same as for \$10,700,000 above.<br>Same as above item for towns, villages, and cities marked with one asterisk.   | Supplemental aid from motor-fuel tax increase: Towns 15 percent, and cities with more than 10,000 population 12-1/2 percent, allocated in proportion to the amounts distributed under above item marked with one asterisk; cities with population not more than 10,000 and villages 7-1/2 percent, allocated in proportion to the miles on which their aid in above item marked with one asterisk was computed.<br>Allocated in proportion to the amounts distributed under provisions of above item marked with two asterisks. |
| Counties  | 15 Percent   | Same as above item for counties marked with two asterisks.   |   |
| <b>WYOMING, Tax: 5 Cents, Gasoline and LPG<br/>7 Cents, Diesel.</b>       |  |  |   |
| State Highway Department<br>Department of Revenue<br>County Gas Tax Funds | 4 Cents<br>Amount Required<br>Remainder of 4 Cents<br>23 Percent   | Collection and administration of tax, refunds of 4-cent tax.<br>Distributed as follows:<br>Construction and maintenance of county roads.   |   |
| Cities and Towns  | 2 Percent  | Construction and maintenance of streets and alleys in cities and towns of more than 1,500 population.  | Distributed as follows: 33-1/3 percent according to area, 33-1/3 percent according to rural population, and 33-1/3 percent according to the most recent assessed valuation. These funds can be used for debt service on highway obligations.  |
| State-County Road Construction Fund                                       | 10 Percent   | Construction of county roads.  | Apportioned in the ratio which they city's or town's population bears to the total population of all cities and towns at the latest Federal Census. Allocated among counties, 50 percent on basis of rural population and 50 percent on area. Provides State's 93 percent share of total cost of these projects. Counties must provide remaining 7 percent.   |
| Highway Bond Interest Fund<br>State Highway Fund                          | Amount Required<br>The Residue   | Interest on State highway bonds issued subsequent to December 31, 1929.<br>Construction, maintenance, and administration of State highways, including the State Highway Patrol.  |   |
| Cities Having Airports  | 4-Cent Tax on<br>Aviation Fuel   | Maintenance of airports.   | A 2-cent refund is made to consumers purchasing more than 10,000 gallons per month after costs of collection are paid; remaining funds are returned to cities, towns, or counties owning and operating airports.  |
| County Farm-to-Market Road Fund   | 1 Cent<br>75 Percent   | Refunds of 1-cent tax, construction and reconstruction of county or farm-to-market roads.  | Allocated to counties, 50 percent on basis of rural population and 50 percent on area. Provides State's 93 percent share of total cost of these projects. Counties must provide remaining 7 percent.<br>Divided among the incorporated towns on the basis of population.  |
| Incorporated Cities and Towns   | 25 Percent   | Construction and maintenance of streets and alleys.  |   |
| <b>DISTRICT OF COLUMBIA, Tax: 6 Cents, All Motor Fuel</b>                 |  |  |   |
| D. C. Treasurer<br>Highway Fund, Department of Highways and Traffic       | Amount Required<br>Remainder   | Refunds of tax.<br>Administration of Department of Highways and Traffic; construction and maintenance of bridges, roads, streets, and alleys; expenses of office of Director of Vehicles and Traffic; and the expenses necessarily involved in the police control of traffic upon the highways: (this shall not exceed 15 percent of the total amount appropriated for pay and allowances of the Metropolitan Police Force). | This is a common fund receiving revenues from both motor-fuel and motor-vehicle taxes. Appropriations and expenditures are made from combined revenues.   |

Motor Fuel

STATE LICENSES AND FEES IMPOSED ON WHOLESALE DISTRIBUTORS OF MOTOR FUEL

Based on information obtained from State authorities and on the laws of the several States

TABLE D-107 (Sheet 1 of 2)  
Status as of January 1, 1959

| STATE         | KIND OF LICENSE OR FEE               | TERM            | BASES AND RATE OF FEE   | COLLECTION AGENCY                          | DISPOSITION OF REVENUE               | REMARKS   |
|---------------|--------------------------------------|-----------------|---|--|--------------------------------------|---|
| Alabama       | Bond Filing Fee                      | Continuous      | \$5 per bond.   | State Department of Revenue                | States Public Road and Bridge Fund   | Bond of \$1,000 minimum is required.  |
| Arizona       | License of brands sold               | Oct. 1-Sept. 30 | \$1 for each brand of fuel sold.  | Department of Agriculture and Industries   | Agriculture and Industries Fund      | Paid by distributors.   |
| Arizona       | Operating License                    | Continuous      | \$25 per license.   | Highway Department                         | Highway Fund                         | Bond of \$1,000 minimum, \$50,000 maximum is required.  |
| Arkansas      | Operating License                    | Continuous      | \$1 per filing.   | Commissioner of Revenue                    | General Fund                         | Bond of \$1,000 minimum is required.  |
| California    | Distributors License                 | Continuous      | No fee but minimum bond of \$1,000 is required.                               | Board of Equalization                      | Motor-Vehicle Fuel Tax Fund          | Assessed by Board of Equalization.  |
| California    | Brokers or Producers License         | Calendar Year   | \$10 per license.   | Board of Equalization                      | Motor-Vehicle Fuel Tax Fund          | Assessed by Board of Equalization.  |
| Colorado      | Operating License                    | Continuous      | No fee but minimum bond of \$3,000 is required.                               | Department of Revenue                      | -                                    | -   |
| Connecticut   | Operating License                    | Oct. 1-Sept. 30 | No fee but minimum bond of \$2,000 is required.                               | State Highway Department                   | General Fund                         | Bond of \$5,000 minimum is required.  |
| Delaware      | Operating License                    | Fiscal Year     | \$5 per license.  | State Comptroller                          | General Fund                         | Bond of \$3,000 minimum, \$35,000 maximum is required.  |
| Florida       | Operating License                    | Continuous      | \$5 per license.  | Department of Revenue                      | General Fund                         | Bond of \$1,000 minimum, \$25,000 maximum is required.  |
| Georgia       | Distributors License                 | Continuous      | \$5 per license.  | Department of Law Enforcement              | Motor-Vehicle Fuel Fund              | Bond of \$1,000 minimum is required.  |
| Idaho         | Operating License                    | Continuous      | No fee but minimum bond of \$1,000 is required.                               | Department of State Revenue                | Motor-Vehicle Fuel Fund              | Blenders required to obtain permit.   |
| Illinois      | Distributors License                 | Continuous      | \$1 per license.  | Department of State Revenue                | Motor-Vehicle Fuel Fund              | Bond of \$2,000 minimum, \$50,000 maximum is required.  |
| Indiana       | Operating License                    | Continuous      | \$1 per license.  | State Treasurer                            | With other motor-fuel revenue        | Bond of \$1,000 minimum is required; renewed annually.  |
| Iowa          | Distributors License                 | Continuous      | \$1 per vehicle.  | State Treasurer                            | With other motor-fuel revenue        | Paid by carrier.  |
| Kansas        | Motor-Vehicle Fuel Transport License | Continuous      | \$5 per license for first location; 50-cent fee for each additional place.    | Motor Fuel Tax Division                    | General Fund                         | Surety bond of \$1,000 minimum is required  |
| Kansas        | Distributors License                 | Continuous      | \$2 per license.  | Motor Fuel Tax Division                    | General Fund                         | All distributors \$5,000 minimum is required  |
| Kansas        | Manufacturers License                | Continuous      | \$17 per license.   | Motor Fuel Tax Division                    | General Fund                         | Surety bond of \$5,000 minimum is required.   |
| Kansas        | Importers License                    | Continuous      | \$1 per truck per calendar year.  | Motor Fuel Tax Division                    | General Fund                         | Paid by liquid-fuel carriers. Bond of \$1,000 minimum is required.  |
| Kansas        | Liquid-fuel Carrier Permit           | Calendar Year   | \$1 per truck per calendar year.  | Motor Fuel Tax Division                    | Highway Fund                         | Paid by liquid-fuel carriers.   |
| Kentucky      | Ports of Entry Fees                  | Continuous      | 50 cents per truck load of gasoline   | Motor Fuel Tax Division                    | Highway Fund                         | Paid by liquid-fuel carriers.   |
| Kentucky      | Operating License                    | Continuous      | No fee but minimum bond of \$5,000 is required.                               | Department of Revenue                      | Road Fund                            | Bond of \$20,000 maximum for new gasoline dealers. Old dealers, bond not to exceed total of tax, penalty, and costs for last 3 months. \$2,000 bond for kerosene dealers.   |
| Louisiana     | Operating License                    | Continuous      | No fee but bond of \$200 minimum, \$10,000 maximum is required.               | State Comptroller, Gasoline Tax Division   | Highway Fund                         | New bond is required each year; minimum \$1,000, maximum \$20,000.  |
| Maine         | Operating Certificate                | Continuous      | No fee.   | State Tax Commission, Bureau of Excises    | Highway Fund                         | Bond to equal the average two months tax payment but not to exceed \$59,000.  |
| Maryland      | Operating License                    | Continuous      | No fee.   | State Tax Commission, Bureau of Excises    | Highway Fund                         | If fuel purchased is entirely for export bond requirement is \$2,000.   |
| Massachusetts | Distributors License                 | Calendar Year   | \$100 per license.  | State Tax Commission, Bureau of Excises    | Highway Fund                         | Bond may be required of applicant cannot exceed \$25,000. Applicant must have financial responsibility. Minimum \$1,000, maximum \$25,000. Bond premium expense refunded by Secretary of State.   |
| Massachusetts | Exporters License                    | Calendar Year   | \$1 per license.  | Secretary of State                         | General Fund                         | -   |
| Michigan      | Operating License                    | Calendar Year   | \$5 per license.  | Secretary of State                         | General Fund                         | -   |
| Minnesota     | Operating License                    | Calendar Year   | \$1 per license.  | Department of Taxation, Petroleum Division | General Fund                         | An initial applicant must furnish minimum bond of \$3,000.  |
| Mississippi   | Operating License                    | Continuous      | No fee but minimum bond of \$1,000 is required.                               | City Tax Collector or County Sheriff       | Collection expenses, county and city | -   |
| Mississippi   | Storage License                      | Calendar Year   | Various with storage capacity from \$50 to \$250.                             | State Sealer of Weights and Measures       | General Fund                         | -   |
| Missouri      | Operating License                    | Continuous      | No fee but minimum bond of \$1,000 is required.                               | State Sealer of Weights and Measures       | General Fund                         | License fee is based on number and types of meters and tanks. It is levied in lieu of an inspection fee and collected in the same manner as fees levied on any and all firms using measuring devices. Therefore, it is not considered to be a highway user tax. |
| Montana       | Operating License                    | Calendar Year   | See remarks. Bond required in amount determined by the Board of Equalization. | Department of Taxation, Petroleum Division | General Fund                         | -   |
| Minnesota     | Operating License                    | Calendar Year   | \$1 per license.  | Department of Taxation, Petroleum Division | General Fund                         | -   |
| Mississippi   | Operating License                    | Continuous      | No fee but minimum bond of \$1,000 is required.                               | City Tax Collector or County Sheriff       | Collection expenses, county and city | -   |
| Mississippi   | Storage License                      | Calendar Year   | Various with storage capacity from \$50 to \$250.                             | State Sealer of Weights and Measures       | General Fund                         | -   |
| Missouri      | Operating License                    | Continuous      | No fee but minimum bond of \$1,000 is required.                               | State Sealer of Weights and Measures       | General Fund                         | License fee is based on number and types of meters and tanks. It is levied in lieu of an inspection fee and collected in the same manner as fees levied on any and all firms using measuring devices. Therefore, it is not considered to be a highway user tax. |
| Montana       | Operating License                    | Calendar Year   | See remarks. Bond required in amount determined by the Board of Equalization. | Department of Taxation, Petroleum Division | General Fund                         | -   |
| Nebraska      | Operating License                    | Continuous      | No fee but bond is required.  | Department of Agriculture and Inspection   | Administrative expenses              | Bond based on quantity of gasoline handled; minimum required is \$1,000.  |
| Nebraska      | Liquid-Fuel Carrier Permit           | Calendar Year   | \$10 per transport permit.  | State Tax Commission                       | Highway Fund                         | No fee if under 1,800 gallons per vehicle.  |
| Nevada        | Dealers License                      | Continuous      | \$5 per license.  | State Tax Commission                       | Highway Fund                         | Bond of \$1,000 minimum is required.  |
| Nevada        | Petroleum Products Carriers License  | Continuous      | \$5 per license and 50 cents per plate.                                       | State Tax Commission                       | Highway Fund                         | Bond of \$1,000 minimum is required.  |

STATE LICENSES AND FEES IMPOSED ON WHOLESALE DISTRIBUTORS OF MOTOR FUEL

Based on information obtained from State authorities and on the laws of the several States

TABLE G-107 (Sheet 2 of 2)  
Status as of January 1, 1979

| STATE          | KIND OF LICENSE OR FEE                 | TERM                       | RATES AND RATE OF FEE  | COLLECTION AGENCY                                  | DEPOSITION OF REVENUE   | REMARKS   |
|----------------|--|----------------------------|--|--|---|---|
| New Hampshire  | Distributors License                   | Continuous                 | No fee but bond is required.   | -  | -   | Bond to equal twice monthly tax payments up to a maximum of \$10,000.   |
| New Jersey     | Distributors License, Special Licenses | Apr. 1-Mar. 31             | No fee but bond is required.   | -  | -   | Importers or producers who handle fuel in first instance. Bond of \$5,000 minimum is required. This also applies to special licensees.                                      |
|                | Wholesalers License                    | Apr. 1-Mar. 31             | \$2 per license.   | Department of the Treasury, Motor-Fuels Tax Bureau | General Fund  | Land or water conveyances.  |
|                | Motor-Fuel Carrier Registration        | Apr. 1-Mar. 31             | \$2 per registration.  | Department of the Treasury, Motor-Fuels Tax Bureau | General Fund  |   |
| New Mexico     | Operating License                      | July 1-June 30             | \$25 per license and \$25 per each distributing station in excess of one within the State. No fee safety cost of forms.  | Bureau of Revenue, Gasoline Tax Division           | Gasoline Tax Suspense Fund                                      | License issued after filling of bond, minimum \$2,000, maximum \$50,000.  |
| New York       | Motor-Fuel Carrier Manifest            | -                          | -  | Bureau of Revenue, Gasoline Tax Division           | Bureau of Revenue Administrative Fund                           | Paid by all motor-fuel carriers. No license but distributor must be registered. Bond may be required.   |
| North Carolina | Operating License                      | Continuous                 | No fee but bond is required.   | Bureau of Revenue, Gasoline Tax Division           | -   | Amount of bond (maximum \$20,000) is based on sales; wholesalers pay from \$4 to \$10 per pump used in retail distribution of motor fuel.                                   |
| North Dakota   | Operating License                      | July 1-June 30 (odd years) | \$2 per license.   | State Auditor                                      | General Fund  | Bond of \$1,000 minimum required of dealers.  |
| Ohio           | Operating License                      | Continuous                 | \$5 per license.   | Department of Taxation                             | General Revenue Fund  | Bond of \$5,000 required, but amount may be increased by Department of Taxation.  |
| Oklahoma       | Distributors License                   | Continuous                 | No fee but minimum bond of \$250 is required.  | -  | -   | -   |
| Oregon         | Operating License                      | Continuous                 | No fee but minimum bond of \$1,000 is required.  | -  | -   | -   |
| Pennsylvania   | Distributors Permit                    | June 1-May 31              | No fee but minimum bond of \$2,500 is required.  | Department of Revenue, Bureau of Liquid-Fuels Tax  | Motor License Fund 90 percent, Liquid-Fuels Tax Fund 10 percent | Expires May 31 regardless of the issuance date.   |
| Rhode Island   | Operating License                      | Calendar Year              | No fee but bond of \$25,000 is required.   | Department of Administration, Division of Taxation | General Fund  | Financial statement showing net worth of \$75,000, with real assets located within State may be accepted in lieu of bond.   |
| South Carolina | Operating License                      | Continuous                 | No fee but bond is required in amount determined by Tax Commissioner.  | -  | -   | -   |
|                | Special-Fuel Suppliers License         | Continuous                 | No fee but bond is required in amount determined by Tax Commissioner.  | -  | -   | -   |
| South Dakota   | Operating License                      | Continuous                 | No fee but minimum bond of \$4,000 is required for new applications, unless succeeding a licensed dealer, in which case bond may be in same amount as predecessor. Renewal bonds figured at one sixth of previous amount. Liability with a minimum of \$1,000. | -  | -   | License continuous. Bond renewal April 1 each year.   |
| Tennessee      | Operating License                      | Continuous                 | No fee but bond must accompany application.  | -  | -   | Minimum bond requirement is \$1,000.  |
|                | Oil Dept. License                      | Calendar Year              | \$50 to \$700 according to distribution or storage.  | County Court Clerk                                 | General Fund  | State license only. Each county and incorporated place may levy similar license.  |
| Texas          | Operating License                      | Calendar Year              | No fee but minimum bond of \$1,000 is required.  | -  | -   | Bond of \$2,000 minimum is required.  |
| Utah           | Operating License                      | Quarterly                  | \$1 per place of business.   | State Tax Commission                               | Highway Maintenance and Construction Fund                       | -   |
| Vermont        | Distributors License                   | Continuous                 | No fee but bond not to exceed \$10,000 is required.  | -  | -   | -   |
| Virginia       | Dealers License                        | Fiscal Year                | \$5 per annual license; no fee for renewals.   | Division of Motor Vehicles                         | Highway Fund  | Bond required in the sum of 3 times the anticipated average monthly tax due during the next succeeding three calendar months, with a maximum of \$20,000.                   |
|                | Jobbers License                        | Fiscal Year                | -  | Division of Motor Vehicles                         | Highway Fund  | -   |
|                | Limited Jobbers License                | Fiscal Year                | -  | Division of Motor Vehicles                         | Highway Fund  | -   |
|                | Transport License                      | Calendar Year              | \$2 per license. No fee for renewal.   | Division of Motor Vehicles                         | Highway Fund  | Paid by common or contract carriers of motor fuels.   |
| Washington     | Distributors License                   | Calendar Year              | \$10 per license.  | Department of Licenses                             | Motor-Vehicle Fund  | Bond of \$5,000 minimum is required.  |
|                | Motor-Vehicle Fuel Conveyors License   | Calendar Year              | \$1 per set of 2 plates, 75 cents per single replacement.  | Department of Licenses                             | Motor-Vehicle Fund  | Paid by carriers of motor fuel.   |
|                | Bulk Storage Plant License             | July 1-June 30             | \$10 per license.  | Department of Licenses                             | Motor-Vehicle Fund  | A separate license is required for each bulk storage plant.   |
| West Virginia  | Operating License                      | Calendar Year              | \$5 per place of business.   | State Tax Commission                               | Primary Road Fund   | Tax Commissioner may require surety bond. Amount of required bond as fixed by the State shall not exceed amount of highest monthly tax. Minimum \$1,000; maximum \$100,000. |
| Wisconsin      | Wholesalers License                    | Continuous                 | No fee but bond must be furnished.   | Department of Taxation                             | -   | License fees, tax assistance but not less than \$200 or more than \$10,000.   |
| Wyoming        | Operating License                      | Calendar Year              | \$10 per license.  | Wyoming Revenue Department                         | Wyoming Revenue Department                                      | Bond of \$5,000 minimum, \$20,000 maximum is required.  |
| Dist. of Col.  | Importers License                      | July 1-June 30             | \$5 per license.   | District of Columbia Treasurer                     | Highway Fund  | Chain store and general merchandising taxes imposed on general business are not included.   |

1/ The licenses and fees given in this table are in most cases for the purpose of defraying the costs of regulating the distribution of motor fuel and allied products. Chain store and general merchandising taxes imposed on general business are not included.

STATE LICENSES AND FEES IMPOSED ON RETAIL DEALERS IN MOTOR FUEL<sup>1/</sup>Based on information obtained from State authorities  
and on the laws of the several StatesTABLE G-108 (Sheet 1 of 2)  
Status as of January 1, 1959

| STATE                             | KIND OF LICENSE OR FEE   | TERM   | BASIS AND RATE OF FEE  | COLLECTION AGENCY  | DISPOSITION OF REVENUE  | REMARKS   |
|-----------------------------------|--|--|--|--|---|---|
| Alabama                           | Bond Filing Fee<br>Pump License  | Continuous<br>Oct. 1-Sept. 30                | \$5 per bond.<br>Varies with population from \$4.25 to \$42.50 per pump and from \$3.75 to \$31.50 per additional pump.                    | State Department of Revenue<br>County probate judges               | Public Road and Bridge Fund<br>County probate judges for collection expenses: 2-1/2 percent, plus 50 cents per initial pump; remainder, State 1/2, counties 1/2 | -<br>-  |
| Arizona<br>Arkansas<br>California | Pump License   | Calendar Year                                | \$2 per pump.  | Department of Agriculture, Bureau of Weights and Measures          | Department of Agriculture, Bureau of Weights and Measures, for administration and enforcement   | No license is required.<br>No license is required.  |
| Colorado<br>Connecticut           | Special-Fuel Dealers License<br>Pump License   | Continuous<br>Oct. 1-Sept. 30                | No fee.<br>\$5 for first pump and \$2 for each additional pump at any one station.   | Department of Revenue<br>Motor Vehicle Commissioner                | State Highway Fund  | -<br>-  |
|                                   | Sellers License (Special-Fuels)  | Continuous                                   | No fee.  | -  | -   | -   |
|                                   | Examination of location of stations and pumps on trunk or State-aid roads or in towns under 10,000 persons | -  | \$25 per station, \$5 when sold, \$5 per pump added to station.  | Motor Vehicle Commissioner   | With other motor-vehicle receipts   | -   |
| Delaware<br>Florida               | Operating License<br>Operating License<br>Special-Fuel User-Dealer License                                 | Fiscal Year<br>Oct. 1-Sept. 30<br>Continuous | \$2 per license.<br>\$5 per license.<br>\$1 per license.   | State Highway Department<br>State Comptroller<br>State Comptroller | General Fund<br>General Fund<br>General Fund  | -<br>-<br>-   |
| Georgia                           | Vendee's Refund Permit and Pump Registration   | Calendar Year                                | No fee.  | -  | -   | -   |
| Idaho                             | Vehicle Tank, Pump, and Meter License  | -  | 75 cents for each retailing device; tanks less than 500 gallons capacity \$7.50, and if more, 1.5 cents per gallon.                        | Department of Agriculture  | General Fund  | -   |
|                                   | Special-Fuel Dealers License   | Continuous                                   | No fee but bond is required.   | -  | -   | Bond equal to twice estimated monthly tax payment (minimum \$500).<br>No license is required.<br>No license is required.  |
| Illinois<br>Indiana               | -<br>-   | -<br>-                                       | -<br>-   | -<br>-   | -<br>-  | -<br>-  |
| Iowa                              | Operating License  | Continuous                                   | No fee.  | -  | -   | -   |
| Kansas                            | Special-Fuel User-Dealer License   | Calendar Year                                | \$1 per license.   | Department of Revenue, Motor Fuel Tax Division                     | General Fund  | Bond of \$250 minimum is required.  |
| Kentucky                          | Distributors or Suppliers  | Continuous                                   | Minimum bond of \$500 is required.   | -  | -   | -   |
| Louisiana                         | Special-Fuel User-Seller License   | Continuous                                   | No fee. Bond is required for interstate users only.  | Department of Revenue  | -   | -   |
| Maine                             | Special-Fuel Dealers License   | Continuous                                   | No fee.  | -  | -   | -   |
| Maryland                          | Diesel-Fuel Sellers License  | Continuous                                   | No fee but bond is required.   | State Comptroller  | -   | -   |
| Massachusetts                     | Operating License  | Calendar Year                                | \$10 per license.  | Department of Labor and Industries                                 | Administration and enforcement (any balance is returned to General Fund)  | -   |
| Michigan                          | Retail Dealer Certificate<br>Marine-Fuel Dealer License<br>Diesel-Fuel Dealer and Dealer-User License      | Continuous<br>Calendar Year<br>Calendar Year | No fee.<br>No fee.<br>\$1 per license. Bond is required if applicant cannot satisfy Secretary of State as to his financial responsibility. | -<br>-<br>Secretary of State                                       | -<br>-<br>General Fund  | -<br>-<br>Bond premium expense refunded by Secretary of State.  |
|                                   | Liquefied Petroleum Dealer License   | Calendar Year                                | \$1 per license. Bond is required if applicant cannot satisfy Secretary of State as to his financial responsibility.                       | Secretary of State   | General Fund  | Bond premium expense refunded by Secretary of State.  |
|                                   | Liquefied Petroleum Dealer Registration  | Continuous                                   | No fee.  | -  | -   | -   |
| Minnesota                         | Registration of Dealer<br>Special-Fuel Dealers License   | Continuous<br>Calendar Year                  | No fee.<br>\$1 per license.  | -<br>Department of Taxation, Petroleum Division                    | General Fund  | -<br>Obtained by sellers of special fuel.   |
|                                   | Special-Fuel Bulk Purchasers License   | Calendar Year                                | \$1 per license.   | Department of Taxation, Petroleum Division                         | General Fund  | Obtained by bulk purchasers of special fuel.  |
| Mississippi                       | Operating Permit<br>Pump License   | Calendar Year<br>Calendar Year               | No fee.<br>Varies with population from \$1 to \$8 per pump.  | -<br>City Tax Collectors or county sheriffs                        | -<br>Collection expenses, county and city   | -<br>Storage capacity of 250 gallons or less is a pump.   |
| Missouri                          | Special-Fuel Dealers License   | Continuous                                   | No fee but bond of at least \$100 is required.   | Department of Revenue, Oil Inspection Department                   | Highway Fund  | -   |
| Montana                           | Operating License  | Calendar Year                                | See remarks.   | State Sealer of Weights and Measures                               | General Fund  | Bond required in amount determined by the Board of Equalization.<br>License fee is levied on each location and number of pumps in the same manner as on other types of businesses and measuring devices. Therefore it is not considered a highway-user tax. |



## STATE LICENSES AND FEES IMPOSED ON RETAIL DEALERS IN MOTOR FUEL<sup>1/</sup>

Based on information obtained from State authorities and on the laws of the several States

TABLE G-108 (Sheet 2 of 2)  
Status as of January 1, 1959

| STATE          | KIND OF LICENSE OR FEE  | TERM                            | BASIS AND RATE OF FEE  | COLLECTION AGENCY  | DISPOSITION OF REVENUE   | REMARKS   |
|----------------|---|---------------------------------|--|--|--|---|
| Nebraska       | Refund Dealers License<br>Special-Fuel Dealers License                | Mar. 1-Feb. 28<br>Continuous    | No fee.<br>\$1 for each place of business.   | Department of Agriculture and<br>Inspection  | Administration   | License to sell "Refund Tax Gasoline".<br>License to sell special fuels. Bond is<br>required; minimum \$1,000, maximum<br>\$15,000.   |
| Nevada         | Special-Fuel Dealers License  | Continuous                      | No fee.  | -  | -  | License to sell special fuels.<br>No license is required.   |
| New Hampshire  | -   | -                               | -  | -  | -  | -   |
| New Jersey     | Operating License   | Apr. 1-Mar. 31                  | \$5 per license.   | Department of the Treasury, Motor Fuels<br>Tax Bureau                                      | General Fund   | -   |
| New Mexico     | Operating License<br>Special-Fuel Dealers License                     | July 1-June 30<br>Calendar Year | \$5 for each place of business.<br>\$5 for each place of business.   | Bureau of Revenue, Gasoline Tax<br>Division<br>Bureau of Revenue, Gasoline Tax<br>Division | Gasoline Tax Suspense Fund<br>Gasoline Tax Suspense Fund                               | -<br>-  |
| New York       | Operating License   | Apr. 1-Mar. 31                  | \$2 per license.   | Department of Taxation and Finance   | General Fund   | Paid only by wholesalers on their retail<br>outlets.<br>Total amount assessed cannot average less<br>than \$5 per pump.   |
| North Carolina | Pump License  | June 1-May 31                   | \$4 to \$10 per pump.  | Commissioner of Revenue  | General Fund   |   |
| North Dakota   | Automobile Service Station<br>License<br>Special-Fuel Dealers License | June 1-May 31<br>Continuous     | \$5 per pump in rural areas and from<br>\$10 to \$50 in cities and towns.<br>\$10 per license.   | Commissioner of Revenue<br>State Auditor   | General Fund<br>Highway Funds: State highways, 79<br>percent; county roads, 21 percent | -<br>-  |
| Ohio           | -   | -                               | -  | -  | -  | No license is required.   |
| Oklahoma       | Operating License   | Continuous                      | No fee.  | -  | -  | -   |
| Oregon         | Special-Fuel Dealers License<br>See remarks                           | Continuous                      | No fee but must file bond.   | -  | -  | Pump or meter license fees are levied in<br>same manner and for same purpose as<br>those on any business using any measur-<br>ing device. Therefore they are not con-<br>sidered as being highway-user taxes. |
| Pennsylvania   | Special-Fuel Dealer-User<br>License                                   | Continuous                      | No fee but minimum bond of \$500 is<br>required.   | Department of Revenue  | Motor License Fund 90 percent, Liquid<br>Fuels Tax Fund 10 percent                     | No license is required of gasoline<br>dealers.  |
| Rhode Island   | Operating License   | Continuous                      | \$1 per license.   | Department of Administration,<br>Division of Taxation                                      | General Fund   | -   |
| South Carolina | Refund Gasoline Dealers<br>Permit                                     | Continuous                      | No fee.  | -  | -  | Bond required in amount determined by<br>Tax Commission.  |
| South Dakota   | Special-Fuel Dealers License  | Continuous                      | No fee but minimum bond of \$1,000<br>is required.   | -  | -  | Bond must be renewed July 1 each year.  |
| Tennessee      | Operating License   | Calendar Year                   | \$15 to \$60 according to number of<br>employees.  | County court clerk   | General Fund   | -   |
| Texas          | Refund Dealers License  | Calendar Year                   | No fee.  | -  | -  | Obtained by dealers selling refund<br>gasoline.   |
| Utah           | Special-Fuel User-Dealer<br>Permit<br>Pump License                    | Calendar Year<br>Continuous     | No fee but minimum bond of \$500 is<br>required.<br>No fee for original but \$1 is charged<br>if original is lost, destroyed, or<br>revoked. | Comptroller of Public Accounts<br>State Road Commission                                    | State Highway Fund   | -<br>-  |
| Vermont        | -   | -                               | -  | -  | -  | No license is required.   |
| Virginia       | User-Seller or Peddler<br>License                                     | Fiscal Year                     | \$5 per original license; no fee for<br>renewal.   | Division of Motor Vehicles   | Highway Fund   | -   |
| Washington     | -   | -                               | -  | -  | -  | No license is required.   |
| West Virginia  | Operating License   | Calendar Year                   | \$1 per place of business.   | State Tax Commission   | Primary Road Fund  | -   |
| Wisconsin      | -   | -                               | -  | -  | -  | No license is required.   |
| Wyoming        | Operating License   | Continuous                      | \$5 per station or store.  | Wyoming Revenue Department   | Wyoming Revenue Department   | -   |
| Dist. of Col.  | Pump License  | Nov. 1-Oct. 31                  | \$5 per pump or filler.  | District of Columbia Treasurer   | General Fund   | -   |

<sup>1/</sup> The licenses and fees given in this table are in most cases for the purpose of defraying the costs of regulating the distribution of motor fuel and allied products. Chain store and general merchandising taxes imposed on general business are not included.

STATE LICENSES AND FEES IMPOSED ON USERS OF MOTOR FUEL <sup>1/</sup>Based on information obtained from State authorities  
and on the laws of the several StatesTABLE G-109 (Sheet 1 of 2)  
Status as of January 1, 1959

| STATE         | KIND OF LICENSES OR FEE  | TERM                        | BASIS AND RATE OF FEE  | COLLECTION AGENCY   | DISPOSITION  | REMARKS   |
|---------------|--|-----------------------------|--|---|--|---|
| Alabama       | Special-Fuel Users License   | Continuous                  | \$5 filing fee. Bond is required in an amount fixed by the Commissioner of Revenue.              | Department of Revenue                                       | Public Road and Bridge Fund  | No license is required if user purchases tax paid fuel only.  |
| Arizona       | Special-Fuel Users Permit  | Continuous                  | No fee but bond must be filed for each vehicle.  | -   | -  | -   |
| Arkansas      | L.P.G. Users Permit  | Continuous                  | No fee but bond is required.   | -   | -  | Minimum bond \$100; maximum \$10,000.   |
| California    | Diesel-Fuel Users Permit<br>Diesel-Fuel Vendors Permit                 | Continuous<br>Continuous    | No fee.<br>No fee.   | -<br>-  | -<br>-   | Security may be required.<br>Security may be required.  |
| Colorado      | Special-Fuel Users License<br>Special-Fuel Users Permit                | Continuous<br>Calendar Year | No fee but bond is required.<br>\$1 per vehicle.   | Department of Revenue<br>Department of Revenue              | -<br>Department of Revenue Administration Fund   | Minimum bond \$100; maximum \$3,000.<br>Permit may not be transferred from one vehicle to another.  |
| Connecticut   | Special-Fuel Users License   | Continuous                  | No fee.  | -   | -  | Also required of retail sellers of special fuel.  |
| Delaware      | -  | -                           | -  | -   | -  | No license is required.   |
| Florida       | Special-Fuel User-Dealer License                                       | Continuous                  | \$1 filing fee. Bond is required; minimum \$3,000, maximum \$20,000.                             | Comptroller's Office  | General Fund   | No license is required if user purchases tax paid fuel only.  |
| Georgia       | -  | -                           | -  | -   | -  | No license is required.   |
| Idaho         | Special-Fuel Users License<br>Permit for vehicles using special fuel   | Continuous<br>Continuous    | No fee but bond is required.<br>No fee.  | Office of Tax Collector<br>-                                | -<br>-   | Bond equal to twice estimated tax due but not less than \$500.  |
| Illinois      | -  | -                           | -  | -   | -  | No license is required.   |
| Indiana       | Special-Fuel Users License   | Continuous                  | \$1 per license.   | Department of State Revenue                                 | With motor-fuel receipts   | Bond is required; minimum \$100, maximum \$1,000.   |
| Iowa          | Registration of vehicles using liquefied petroleum gas                 | Calendar Year               | No fee.  | -   | -  | -   |
| Kansas        | Refund Permit<br>Importer-For-Use License                              | Calendar Year<br>Continuous | 50 cents per permit.<br>No fee.  | County clerks<br>-  | General Fund of each county, 30 cents; State Revenue Administration Fee Fund, 20 cents.<br>- | Paid by purchasers of refund fuel.<br>Minimum bond of \$1,000 required for out-of-State license. Bond may be required for in-State license. |
| Kentucky      | Users License  | Continuous                  | No fee but minimum bond of \$500 is required.  | Department of Revenue                                       | -  | -   |
| Louisiana     | Special-Fuel Users License   | Continuous                  | No fee.  | -   | -  | -   |
| Maine         | Special-Fuel Users License   | Continuous                  | \$1 per license.   | Bureau of Taxation, Excise Tax Division                     | -  | Bond is required; minimum \$200, maximum \$10,000.  |
| Maryland      | Diesel-Fuel Users License  | Continuous                  | No fee but bond or affidavit is required.  | State Comptroller   | -  | If diesel-fuel user gives affidavit that he does not fuel his vehicles from his own storage tanks he is not required to furnish bond.       |
| Massachusetts | Permit for vehicles using special fuel                                 | Calendar Year               | \$1 per vehicle.   | Department of Corporation or Taxation, State Tax Commission | Highway Fund   | -   |
| Michigan      | Diesel-Fuel User License   | Calendar Year               | \$1 per license.   | Secretary of State  | General Fund   | -   |
| Minnesota     | Special-Fuel Bulk Purchasers License                                   | Calendar Year               | \$1 per license.   | Department of Taxation, Petroleum Division                  | General Fund   | Obtained by bulk purchasers of special fuel.  |
| Mississippi   | Motor-Vehicle Registration Permit for vehicles consuming special fuels | Oct. 30-Nov. 1              | \$50 for vehicles under 20,000 pounds gross weight and \$100 for vehicles 20,000 pounds or over. | Motor Vehicle Comptroller                                   | Highway Fund   | This permit is in addition to regular registration by Privilege Tax Division.   |
| Missouri      | Special-Fuel Users License   | Continuous                  | No fee but bond is required.   | Department of Revenue, Oil Inspection Department            | Highway Fund   | Bond equal to twice estimated tax due.  |
| Montana       | Special-Fuel Users License<br>Special-Fuel Vehicle Permit              | Continuous<br>Continuous    | No fee but minimum bond of \$500 is required.<br>No fee but minimum bond of \$500 is required.   | Board of Equalization<br>Board of Equalization              | -<br>-   | -<br>-  |

## STATE LICENSES AND FEES IMPOSED ON USERS OF MOTOR FUEL<sup>1/</sup>

Based on information obtained from State authorities  
and on the laws of the several States

TABLE G-109 (Sheet 2 of 2)  
Status as of January 1, 1959

| STATE          | KIND OF LICENSE OR FEE   | TERM                  | BASIS AND RATE OF FEE  | COLLECTION AGENCY  | DISPOSITION   | REMARKS  |
|----------------|--|-----------------------|--|--|---|--|
| Nebraska       | License to buy refund gasoline                                     | Calendar Year         | \$1 per license.   | Department of Agriculture and Inspection                         | Administrative expense of refunds                               | -  |
|                | Special-Fuel Users Permit  | Continuous            | \$1 per vehicle.   | Department of Agriculture and Inspection                         | Administrative expenses   | Bond is required; minimum \$1,000, maximum \$15,000.   |
| Nevada         | Special-Fuel Users Permit  | Continuous            | No fee.  | State Tax Commission   | -   | -  |
| New Hampshire  | Special-Fuel Users License   | Continuous            | No fee.  | -  | -   | -  |
| New Jersey     | Motor-Fuel Transport License                                       | Apr. 1-Mar. 31        | \$2 per registration.  | Department of the Treasury, Motor Fuels Tax Bureau               | General Fund  | Land or water conveyances.   |
| New Mexico     | Special-Fuel Users License   | Calendar Year         | \$1 per license.   | Bureau of Revenue, Gasoline Tax Division                         | Gasoline Tax Suspense Fund                                      | \$200 bond is required for each vehicle.   |
| New York       | Registration of owners of vehicles using fuels other than gasoline | Continuous            | 25 cents for each diesel certificate of registration                       | Department of Taxation and Finance                               | General Fund  | No charge for registration of owner. If owner requests certificate to be carried in vehicle, charge is 25 cents per certificate. |
| North Carolina | -  | -                     | -  | -  | -   | No license is required.  |
| North Dakota   | -  | -                     | -  | -  | -   | No license is required.  |
| Ohio           | -  | -                     | -  | -  | -   | No license is required.  |
| Oklahoma       | Special-Fuel Users License<br>Motor-Fuel Importer-For-Use License  | Continuous            | No fee but must file bond.   | -  | -   | -  |
|                |  | Continuous            | No fee but must file bond.   | -  | -   | -  |
| Oregon         | Special-Fuel Users License<br>Special Use Fuel Vendors Permit      | Continuous            | No fee.  | -  | -   | -  |
|                |  | Continuous            | No fee but minimum bond of \$100 is required.                              | -  | -   | -  |
| Pennsylvania   | Special-Fuel Dealer-User License                                   | Continuous            | No fee but minimum bond of \$500 is required.                              | Department of Revenue  | Motor License Fund 90 percent; Liquid Fuels Tax Fund 10 percent | No license is required of gasoline dealers.  |
| Rhode Island   | -  | -                     | -  | -  | -   | No license is required.  |
| South Carolina | User's Identification Marker                                       | July 1-June 30        | \$1 per vehicle.   | State Highway Department   | State Highway Fund  | -  |
| South Dakota   | Special-Fuel Users License   | Continuous            | \$1 per license plus bond of at least \$100.                               | Department of Revenue, Motor Fuel Tax Division                   | General Fund  | License continuous. Bond renewed July 1st each year.   |
| Tennessee      | -  | -                     | -  | -  | -   | No license is required.  |
| Texas          | Refund Filing Fee<br>Special-Fuel User-Dealer Permit               | Calendar Year         | 50 cents per refund claim<br>No fee but minimum bond of \$500 is required. | Comptroller of Public Accounts<br>Comptroller of Public Accounts | State Treasury  | Deducted from amount of refund claim.  |
| Utah           | Special-Fuel Users Permit  | Continuous            | No fee but bond may be demanded at the discretion of the Tax Commission.   | State Tax Commission   | -   | -  |
| Vermont        | -  | -                     | -  | -  | -   | No license is required.  |
| Virginia       | User-Seller License  | Calendar Year         | \$5 per original license; no fee for renewal.                              | Division of Motor Vehicles                                       | Highway Fund  | -  |
|                | Supplier License (Special Fuels)                                   | Continuous            | No fee.  | -  | -   | -  |
| Washington     | Special-Fuel Users Permit  | Continuous            | No fee but minimum bond of twice estimated monthly tax is required.        | -  | -   | -  |
|                | Refund Permit  | 2 year ending Mar. 31 | \$1 per refund permit.   | Department of Licenses   | Motor-Vehicle Fund  | Paid by consumers claiming refunds.  |
| West Virginia  | -  | -                     | -  | -  | -   | No license is required.  |
| Wisconsin      | Special-Fuel Dealers or Users License                              | Continuous            | No fee but bond is required.   | Department of Taxation   | -   | Minimum bond \$500, maximum \$25,000.  |
| Wyoming        | -  | -                     | -  | -  | -   | No license is required.  |
| Dist. of Col.  | -  | -                     | -  | -  | -   | No license is required.  |

<sup>1/</sup> The licenses and fees given in this table are in most cases for the purpose of defraying the costs of regulating the distribution of motor fuel and allied products.

STATE LIQUID-FUELS INSPECTION FEES<sup>1/</sup>TABLE G-110  
Sheet 1 of 2  
Status as of January 1, 1959Based on information obtained from State authorities  
and on the laws of the several States

| STATE          | AMOUNT FOR INSPECTION OF-  |   | INSPECTION AGENCY   | COLLECTION AGENCY   | DISPOSITION  |
|----------------|--|---|---|---|--|
|                | MOTOR FUEL ONLY  | OTHER PETROLEUM PRODUCTS  |   |   |  |
| Alabama        | 1/40 cent per gallon of gasoline, benzene, and naphtha   | 1/2 cent per gallon of kerosene   | Department of Agriculture and Industries                      | Department of Agriculture and Industries                      | Agricultural Fund  |
| Arizona        | No fee   | No fee  | State Inspector, State Department of Weights and Measures     | -   | -  |
| Arkansas       | 10 cents per barrel or smaller package; 1/20 cent per gallon in bulk or quantities larger than a barrel.             | 10 cents per barrel or smaller package; 1/20 cent per gallon in bulk or quantities larger than a barrel.  | State Revenue Department, Oil Inspection Department           | State Revenue Department, Motor Fuel Division                 | General Fund   |
| California     | Gasoline - no fee  | Lubricating oil - no fee  | Department of Agriculture, Bureau of Weights and Measures     | -   | -  |
| Colorado       | No fee   | No fee  | State Inspector of Oils                                       | -   | -  |
| Connecticut    | -  | -   | -   | -   | -  |
| Delaware       | -  | -   | -   | -   | -  |
| Florida        | 1/8 cent per gallon of gasoline  | 1/8 cent per gallon of kerosene and signal oil  | Department of Agriculture                                     | Department of Agriculture                                     | General Inspection Fund; all used by Department of Agriculture                       |
| Georgia        | No fee   | No fee  | Department of Revenue, Oil Inspection Unit                    | -   | -  |
| Idaho          | No fee   | No fee  | Department of Agriculture                                     | -   | -  |
| Illinois       | 3 cents per 100 gallons of gasoline  | 3 cents per 100 gallons of kerosene   | Department of Revenue   | Department of Revenue   | General Fund <sup>2/</sup>   |
| Indiana        | 4 cents per 50-gallon barrel   | 4 cents per 50-gallon barrel. Lubricating oil is not inspected.   | Division of Oil Inspection                                    | Division of Oil Inspection                                    | Petroleum Inspection Fund for inspection costs; balance to General Fund              |
| Iowa           | \$2 analysis fee per sample tested <sup>3/</sup>   | 3 cents per 50-gallon barrel of illuminating oil  | State Chemist   | Department of Agriculture                                     | General Revenue Fund <sup>2/</sup>   |
| Kansas         | 1/2 cent per 50-gallon barrel of gasoline  | 1/2 cent per 50-gallon barrel of kerosene   | Department of Revenue   | Department of Revenue   | General Fund   |
| Kentucky       | -  | -   | -   | -   | -  |
| Louisiana      | 1/32 cent per gallon of gasoline   | 1/32 cent per gallon of kerosene  | Department of Revenue   | Collector of Revenue  | Costs of inspection  |
| Maine          | No fee <sup>4/</sup>   | Lubricating oils - no fee   | Bureau of Taxation, Excise Tax Division                       | -   | -  |
| Maryland       | -  | -   | -   | -   | -  |
| Massachusetts  | No fee <sup>5/</sup>   | Lubricating oil - no fee <sup>5/</sup>  | Department of Labor and Industries                            | -   | -  |
| Michigan       | -  | -   | -   | -   | -  |
| Minnesota      | 1-1/4 cents per 50-gallon barrel <sup>6/</sup>   | 1-1/4 cents per 50-gallon barrel  | Department of Taxation, Petroleum Division                    | Department of Taxation, Petroleum Division                    | General Revenue Fund <sup>2/</sup>   |
| Mississippi    | No fee   | No fee  | Motor Vehicle Comptroller <sup>7/</sup>                       | -   | -  |
| Missouri       | Minimum of 1/2 cent per barrel to maximum of 1-1/2 cents per barrel. Rate is discretionary with Collector of Revenue | Minimum of 1/2 cent to maximum of 1-1/2 cents per barrel. Rate is discretionary with Collector of Revenue | Oil Inspection Department                                     | Department of Revenue   | General Revenue Fund   |
| Montana        | No fee   | No fee  | Public Service Commission                                     | -   | -  |
| Nebraska       | 25 cents per barrel for less than 10 barrels; 1/2 cent per barrel for 10 barrels or more                             | 25 cents per barrel for less than 10 barrels; 1/2 cent per barrel for 10 barrels or more <sup>8/</sup>    | Department of Agriculture and Inspection, Motor Fuel Division | Department of Agriculture and Inspection, Motor Fuel Division | Administration expenses  |
| Nevada         | 1/20 cent per gallon   | 1/20 cent per gallon of distillate and lubricating oil.   | State Sealer  | State Sealer  | Petroleum Products Inspection Fund for administration costs; balance to General Fund |
| New Hampshire  | No fee   | No fee  | Local inspector appointed by local government officials       | -   | -  |
| New Jersey     | -  | -   | -   | -   | -  |
| New Mexico     | Any liquid believed to be motor fuel may be analyzed but no fee is imposed   | -   | Bureau of Revenue, Gasoline Tax Division                      | -   | -  |
| New York       | No fee   | -   | Miscellaneous Tax Bureau                                      | -   | -  |
| North Carolina | 1/4 cent per gallon  | 1/4 cent per gallon of kerosene used for illuminating or heating purposes                                 | Commissioner of Agriculture                                   | Commissioner of Revenue                                       | Costs of inspection; remainder to State General Fund                                 |
| North Dakota   | 1/20 cent per gallon of gasoline, tractor fuels, and diesel fuel   | 1/20 cent per gallon of kerosene and heating oil  | State Laboratories Department <sup>9/</sup>                   | State Laboratories Department                                 | State General Fund <sup>2/</sup>   |

STATE LIQUID-FUELS INSPECTION FEES<sup>1</sup>

Based on information obtained from State authorities

and on the laws of the several States

TABLE G-110  
Sheet 2 of 2  
Status as of January 1, 1959

| STATE          | AMOUNT FOR INSPECTION OF-   |  |  |
|----------------|---|--|--|
|                | MOTOR FUEL ONLY   | OTHER PETROLEUM PRODUCTS   | INSPECTION AGENCY                                  |
| Ohio           | 8/100 cent per gallon of gasoline, and naphtha <sup>10</sup> / <sub>100</sub>             | 8/100 cent per gallon of burning oil and kerosene <sup>11</sup> / <sub>100</sub>                           | Corporation Commission                             |
| Oregon         | -   | -  | Tax Commission                                     |
| Pennsylvania   | -   | Illuminating oils - no fee   | Department of Revenue, Bureau of Liquid Fuels Tax  |
| Rhode Island   | Inspection performed to determine suitability of motor-vehicle fuel but no fee is imposed | No fee   | Department of Administration, Division of Taxation |
| South Carolina | 1/8 cent per gallon   | 1/8 cent per gallon  | Department of Agriculture                          |
| South Dakota   | 1-1/4 cents per 50-gallon barrel  | 1-1/4 cents per 50-gallon barrel, no charge for crude oil, lubricating oil, and No. 5 and No. 6 burner oil | Department of Revenue, Motor Fuel Tax Division     |
| Tennessee      | 30 cents per 50-gallon barrel   | 30 cents per 50-gallon barrel  | Department of Finance and Taxation                 |
| Texas          | No fee  | Comptroller of Public Accounts   | Department of Finance and Taxation                 |
| Utah           | No fee  | State Road Commission  | Department of Finance and Taxation                 |
| Vermont        | -   | Local officers appoint an inspector  | Department of Finance and Taxation                 |
| Virginia       | No fee  | Commissioner of Agriculture and Immigration  | Department of Finance and Taxation                 |
| Washington     | -   | -  | Department of Taxation                             |
| West Virginia  | -   | -  | Department of Taxation                             |
| Wisconsin      | 1-1/2 cents per 50-gallon barrel  | 1-1/2 cents per 50-gallon barrel   | Department of Taxation                             |
| Wyoming        | No fee  | No fee   | State Commissioner of Agriculture                  |
| Dist. of Col.  | -   | -  | -  |

<sup>1</sup> In the States for which no entry appears petroleum products are not inspected.  
<sup>2</sup> Costs of inspection are paid by appropriation from State general fund.  
<sup>3</sup> Voluntary, but Department of Agriculture can make inspection whenever it desires.  
<sup>4</sup> Fees for analysis are paid from annual appropriation of the Excise Tax Division.  
<sup>5</sup> Inspection made at discretion of Department of Labor and Industries and financed from Retail Dealer's license receipts.  
<sup>6</sup> An octane rating (anti-knock) test is made upon request of distributor. Cost of test is \$5.00 regardless of size of shipment sampled.

<sup>7</sup> Inspection performed at discretion of Motor Vehicle Comptroller or duly appointed agent.  
<sup>8</sup> Kerosene and related products. Lubricating oils and crude petroleum are not inspected.  
<sup>9</sup> Administrative authority is vested in the State Food Commissioner and Chemist. Enforcement and field supervision under State Laboratories Department. The two offices function jointly in supervising the Oil Inspection Department.  
<sup>10</sup> Levied as an excise tax and collected in same manner as other taxes on motor fuels.  
<sup>11</sup> Levied as an excise tax and collected in same manner as other taxes on motor fuels. the inspection laws are not enforced.

STATE AND FEDERAL GASOLINE TAX RATES BY YEARS

Table G-205  
Issued August 1958

Cents Per Gallon

| STATE          | 1941  | 1942 | 1943 | 1944 | 1945    | 1946 | 1947  | 1948 | 1949    | 1950  | 1951  | 1952 | 1953  | 1954 | 1955  | 1956 | 2/ 1957 | 2/ 1958 | STATE          |
|----------------|-------|------|------|------|---------|------|-------|------|---------|-------|-------|------|-------|------|-------|------|---------|---------|----------------|
| Alabama        | 6     | 6    | 6    | 6    | 6       | 6    | 6     | 6    | 6       | 6     | 6     | 6    | 6     | 6    | 6-7   | 7    | 7       | 7       | Alabama        |
| Arizona        | 5     | 5    | 5    | 5    | 5       | 5    | 5     | 5    | 5       | 5     | 5     | 5    | 5     | 5    | 5     | 5    | 5       | 5       | Arizona        |
| Arkansas       | 6.5   | 6.5  | 6.5  | 6.5  | 6.5     | 6.5  | 6.5   | 6.5  | 6.5     | 6.5   | 6.5   | 6.5  | 6.5   | 6.5  | 6.5   | 6.5  | 6.5     | 6.5     | Arkansas       |
| California     | 3     | 3    | 3    | 3    | 3       | 3    | 3-4.5 | 4.5  | 4.5     | 4.5   | 4.5   | 4.5  | 4.5-6 | 6    | 6     | 6    | *6      | *6      | California     |
| Colorado       | 4     | 4    | 4    | 4    | 4       | 4    | 4-6   | 6    | 6       | 6     | 6     | 6    | 6     | 6    | 6     | 6    | 6       | 6       | Colorado       |
| Connecticut    | 3     | 3    | 3    | 3    | 3       | 3    | 3-4   | 4    | 4       | 4     | 4     | 4    | 4     | 4    | 4-6   | 6    | 6       | 6       | Connecticut    |
| Delaware       | 4     | 4    | 4    | 4    | 4       | 4    | 4     | 4    | 4-5     | 5     | 5     | 5    | 5     | 5    | 5     | 5    | 5       | 5       | Delaware       |
| Florida        | 7     | 7    | 7    | 7    | 7       | 7    | 7     | 7    | 7       | 7     | 7     | 7    | 7     | 7    | 7     | 7    | 7       | 7       | Florida        |
| Georgia        | 6     | 6    | 6    | 6    | 6       | 6    | 6     | 6    | 6-7     | 7     | 7-6   | 6    | 6     | 6    | 6-6.5 | 6.5  | 6.5     | 6.5     | Georgia        |
| Idaho          | 5.1   | 5.1  | 5.1  | 5.1  | 5.1-5-6 | 6    | 6     | 6    | 6       | 6     | 6     | 6    | 6     | 6    | 6     | 6    | 6       | 6       | Idaho          |
| Illinois       | 3     | 3    | 3    | 3    | 3       | 3    | 3     | 3    | 3       | 3     | 3-4   | 4    | 5     | 5    | 5     | 5    | 5       | 5       | Illinois       |
| Indiana        | 4     | 4    | 4    | 4    | 4       | 4    | 4     | 4    | 4       | 4     | 4     | 4    | 4     | 4    | 4     | 4    | 4-6     | 6       | Indiana        |
| Iowa           | 3     | 3    | 3    | 3    | 3-4     | 4    | 4     | 4    | 4       | 4     | 4     | 4    | 4-5   | 5    | 5-6   | 6    | *6      | *6      | Iowa           |
| Kansas         | 3     | 3    | 3    | 3    | 3       | 3-4  | 4     | 4    | 4-5     | 5     | 5     | 5    | 5     | 5    | 5     | 5    | *5      | *5      | Kansas         |
| Kentucky       | 5     | 5    | 5    | 5    | 5       | 5    | 5     | 5-7  | 7       | 7     | 7     | 7    | 7     | 7    | 7     | 3/ 7 | 3/ 7    | 3/ 7    | Kentucky       |
| Louisiana      | 7     | 7    | 7    | 7    | 7       | 7    | 7     | 7-9  | 9       | 9     | 9     | 9-7  | 7     | 7    | 7     | 7    | 7       | 7       | Louisiana      |
| Maine          | 4     | 4    | 4    | 4    | 4       | 4    | 4-6   | 6    | 6       | 6     | 6     | 6    | 6     | 6    | 6-7   | 7    | 7       | 7       | Maine          |
| Maryland       | 4     | 4    | 4    | 4    | 4       | 4    | 4-5   | 5    | 5       | 5     | 5     | 5    | 5-6   | 6    | 6     | 6    | 6       | 6       | Maryland       |
| Massachusetts  | 3     | 3    | 3    | 3    | 3       | 3    | 3     | 3    | 3       | 3-4.3 | 4.3   | 5    | 5     | 5    | 5     | 5    | 5-5.5   | 5.5     | Massachusetts  |
| Michigan       | 3     | 3    | 3    | 3    | 3       | 3    | 3     | 3    | 3       | 3-4.5 | 4.5   | 4.5  | 4.5   | 4.5  | 4.5-6 | 6    | 6       | 6       | Michigan       |
| Minnesota      | 3-4   | 4    | 4    | 4    | 4       | 4    | 4     | 4    | 4-5     | 5     | 5     | 5    | 5     | 5    | 5     | 5    | 5       | 5       | Minnesota      |
| Mississippi    | 6     | 6    | 6    | 6    | 6       | 6    | 6     | 6    | 6       | 6-7   | 7     | 7    | 7     | 7    | 7     | 7    | *7      | *7      | Mississippi    |
| Missouri       | 2     | 2    | 2    | 2    | 2       | 2    | 2     | 2    | 2       | 2     | 2     | 2-3  | 3     | 3    | 3     | 3    | 3       | 3       | Missouri       |
| Montana        | 5     | 5    | 5    | 5    | 5       | 5    | 5     | 5    | 5-6     | 6     | 6     | 6    | 6     | 6    | 6-7   | 7    | *7      | *7-6    | Montana        |
| Nebraska       | 5     | 5    | 5    | 5    | 5       | 5    | 5     | 5    | 5-6     | 6-5   | 5     | 5    | 5-6   | 6    | 6     | 6    | 6-7     | 7       | Nebraska       |
| Nevada         | 4     | 4    | 4    | 4    | 4       | 4    | 4     | 4    | 4-4.5   | 4.5   | 4/ 6  | 6    | 6     | 6    | 6     | 6    | 6       | 6       | Nevada         |
| New Hampshire  | 4     | 4    | 4    | 4    | 4       | 4    | 4     | 4    | 4       | 4     | 4-5   | 5    | 5     | 5    | 5     | 5    | 5-6     | 6       | New Hampshire  |
| New Jersey     | 3     | 3    | 3    | 3    | 3       | 3    | 3     | 3    | 3       | 3     | 3     | 3    | 3     | 3-4  | 4     | 4    | 4       | 4-5     | New Jersey     |
| New Mexico     | 5     | 5    | 5    | 5    | 5       | 5    | 5     | 5    | 5-7     | 7     | 7-6   | 6    | 6     | 6    | 6     | 6    | 6       | 6       | New Mexico     |
| New York       | 4     | 4    | 4    | 4    | 4       | 4    | 4     | 4    | 4       | 4     | 4     | 4    | 4     | 4    | 4     | 4    | *4      | *4      | New York       |
| North Carolina | 6     | 6    | 6    | 6    | 6       | 6    | 6     | 6    | 6       | 6     | 6     | 6    | 6     | 6    | 6     | 6    | 6       | 6       | North Carolina |
| North Dakota   | 4     | 4    | 4    | 4    | 4       | 4    | 4     | 4    | 4       | 4     | 4-5   | 5    | 5     | 5    | 5-6   | 6    | 6       | 6       | North Dakota   |
| Ohio           | 4     | 4    | 4    | 4    | 4       | 4    | 4     | 4    | 4       | 4     | 4     | 4    | 4-5   | 5    | 5     | 5    | 5       | 5       | Ohio           |
| Oklahoma       | 4-5.5 | 5.5  | 5.5  | 5.5  | 5.5-7.5 | 7.5  | 5.5   | 5.5  | 5.5-6.5 | 6.5   | 6.5   | 6.5  | 6.5   | 6.5  | 6.5   | 6.5  | 6.5-7.5 | 6.5     | Oklahoma       |
| Oregon         | 5     | 5    | 5    | 5    | 5       | 5    | 5     | 5    | 5-6     | 6     | 6     | 6    | 6     | 6    | 6     | 6    | 6       | 6       | Oregon         |
| Pennsylvania   | 4     | 4    | 4    | 4    | 4       | 4    | 4-3-4 | 4    | 4-5     | 5     | 5     | 5    | 5     | 5    | 5-6   | 6    | 6-5     | 6-5     | Pennsylvania   |
| Rhode Island   | 3     | 3    | 3    | 3    | 3       | 3    | 3-4   | 4    | 4       | 4     | 4     | 4    | 4     | 4    | 4     | 4    | 4       | 4       | Rhode Island   |
| South Carolina | 6     | 6    | 6    | 6    | 6       | 6    | 6     | 6    | 6-7     | 7     | 7     | 7    | 7     | 7    | 7     | 7    | 7       | 7       | South Carolina |
| South Dakota   | 4     | 4    | 4    | 4    | 4       | 4    | 4     | 4    | 4       | 4     | 4-5   | 5    | 5     | 5    | 5     | 5    | *5-6    | *6      | South Dakota   |
| Tennessee      | 7     | 7    | 7    | 7    | 7       | 7    | 7     | 7    | 7       | 7     | 7     | 7    | 7     | 7    | 7     | 7    | 7       | 7       | Tennessee      |
| Texas          | 4     | 4    | 4    | 4    | 4       | 4    | 4     | 4    | 4       | 4     | 4     | 4    | 4     | 4    | 4-5   | 5    | *5      | *5      | Texas          |
| Utah           | 4     | 4    | 4    | 4    | 4       | 4    | 4     | 4    | 4       | 4     | 4-5   | 5    | 5     | 5    | 5     | 5    | 5-6     | 6       | Utah           |
| Vermont        | 4     | 4    | 4    | 4    | 4       | 4    | 4-4.5 | 4.5  | 4.5-5   | 5     | 5     | 5    | 5     | 5    | 5-5.5 | 5.5  | *6.5    | *6.5    | Vermont        |
| Virginia       | 5     | 5    | 5    | 5    | 5       | 5-6  | 6     | 6    | 6       | 6     | 6     | 6    | 6     | 6    | 6     | 3/ 6 | 3/ 6    | 3/ 6    | Virginia       |
| Washington     | 5     | 5    | 5    | 5    | 5       | 5    | 5     | 5    | 5-6.5   | 6.5   | 6.5   | 6.5  | 6.5   | 6.5  | 6.5   | 6.5  | 6.5     | 6.5     | Washington     |
| West Virginia  | 5     | 5    | 5    | 5    | 5       | 5    | 5     | 5    | 5       | 5     | 5     | 5    | 5     | 5    | 5-6   | 6    | 6       | 6       | West Virginia  |
| Wisconsin      | 4     | 4    | 4    | 4    | 4       | 4    | 4     | 4    | 4       | 4     | 4     | 4    | 4     | 4    | 4-6   | 6    | 6       | 6       | Wisconsin      |
| Wyoming        | 4     | 4    | 4    | 4    | 4       | 4    | 4     | 4    | 4       | 4     | 4-5   | 5    | 5     | 5    | 5     | 5    | *5      | *5      | Wyoming        |
| Dist. of Col.  | 2     | 3    | 3    | 3    | 3       | 3    | 3-4   | 4    | 4       | 4     | 4     | 4-5  | 5     | 5    | 5-6   | 6    | 6       | 6       | Dist. of Col.  |
| State Avg. 5/  | 3.99  | 3.99 | 4.05 | 4.06 | 4.10    | 4.16 | 4.25  | 4.35 | 4.52    | 4.65  | 4.74  | 4.83 | 5.10  | 5.19 | 5.35  | 5.54 | 5.58    | -       | State Avg. 5/  |
| Federal Tax    | 1.5   | 1.5  | 1.5  | 1.5  | 1.5     | 1.5  | 1.5   | 1.5  | 1.5     | 1.5   | 1.5-2 | 2    | 2     | 2    | 2     | 2-3  | 3       | 3       | Federal Tax    |

1/ This table gives the tax rates at the beginning of each year, the changes during the year, and the rates in effect at the end of the year. For 1958, the final rates shown are those in effect August 1. For tax rates in earlier years, see page 13 of "Highway Statistics, Summary to 1955".  
 2/ States marked with an asterisk have tax rates for diesel fuel differing from those for gasoline. The diesel rates in effect August 1, 1958 are as follows: California, 7 cents; Iowa, 7 cents; Kansas, 7 cents; Mississippi, 8 cents; Montana, 9 cents; New York, 6 cents; South Dakota,

7 cents; Texas, 6.5 cents; Vermont, no gallonage tax; Wyoming, 7 cents.  
 3/ Trucks or combinations with more than two axles pay motor-fuel tax rates of 9 cents per gallon in Kentucky and 8 cents per gallon in Virginia.  
 4/ The 6-cent tax rate in Nevada does not represent a tax increase but rather the inclusion of one cent formerly classed as an optional county gasoline tax. This one cent tax is collected by the State and is now in effect in all counties.  
 5/ Weighted average rate based on net gallons taxed.

Highway Statistics, 1957

# MOTOR VEHICLES

Motor-vehicle registrations for 1957 totaled 67,135, 546 of which 55,906,195 were passenger cars, 10,960, 814 were trucks, and 268,537 were buses. This is an increase of 3.0 percent in total registrations over 1956, and it is the smallest annual increase since 1952.

Motor-vehicle registrations, by major vehicle classes, are reported in table MV-1. Although motor-vehicle registration years vary from State to State, the data given in this table have been adjusted to a calendar year basis for purposes of uniformity.

Vehicle registration practices vary widely among the States. Some States register tractor-semitrailer combinations as a single unit, while others register the tractor and the semitrailer separately. Several States register buses with trucks or automobiles; many States register house and light "utility" trailers with heavy commercial trailers or semitrailers, while others do not require registration of the utility trailers. There are numerous variations among States in the registration of taxicabs, station wagons, and other special types of vehicles.

Motor-vehicle registrations reported do not include transfers or re-registrations. Insofar as possible, all items that might cause duplication have been removed.

Data on publicly owned vehicles, on trucks, and on buses are given in tables MV-7, 9, and 10, respectively. Table MV-11 provides information on trailers and semitrailers, and table MV-12 shows the number of motor-vehicle operators' licenses issued by each State, with an estimate of the number in force during the year.

Taxes and fees connected with State motor-vehicle registrations and special taxes on motor carriers are given in table MV-2. The diversity of taxes and fees collected makes it necessary to group them into broad general classes, the most important being registration fees. The amounts shown are those collected solely as "highway-user" revenue and do not include any revenue derived from taxes other than those incident to motor-vehicle ownership and operation. (Some of these revenues are later used for nonhighway purposes, but it is the source rather than expenditure of the revenues that determines their inclusion here.)

The provisions governing the disposition of State motor-vehicle revenues are given in table MV-106,

whereas the actual distribution is given in the section on highway finance.

Table MV-24 provides information on the number of motor vehicles, classified by type, that are operated by civilian agencies of the Federal Government.

## TRAFFIC SPEED TRENDS

Twenty-four States have reported the results of 638 speed studies completed during 1957. These studies were conducted on level tangent sections of main rural highways during periods of relatively low traffic densities when most drivers could travel at their desired speeds. The results, which include observations of 255,544 vehicles, indicated that the average speed on main rural highways during 1957 was 0.2 mile per hour higher than in 1956.

The average speed of 50.8 miles per hour for all vehicles was a record high. For passenger cars, trucks, and buses, the average speeds were 52.0, 46.6, and 53.2 miles per hour, respectively. This represented a slight increase in speed for trucks and buses, while the speed of passenger cars remained the same as in 1956.

Fifty-six percent of the passenger cars, 28 percent of the trucks, and 64 percent of the buses were operated at speeds exceeding 50 miles per hour. Sixteen percent of the passenger cars and buses exceeded 60 miles per hour. Speed trends for the years 1942-57 are illustrated graphically on page 74.

## TRAFFIC TRENDS OMITTED

In previous years, tables and charts showing estimates of travel by passenger cars, buses, and trucks on main rural roads as well as the operational characteristics of trucks and truck combinations were included in this bulletin. Because of the workload resulting from the comprehensive study of highways, a requirement of section 210 of the Highway Revenue Act of 1956, it was impossible to complete the analysis of 1957 traffic trends data in time for inclusion here. It is expected, however, that the data will be published as separate tables in the near future.



STATE MOTOR-VEHICLE REGISTRATIONS - 1957  
Compiled for calendar year from reports of State authorities 2/

Table with columns: STATE, AUTOMOBILES, BUSES, TRUCKS, ALL MOTOR VEHICLES, COMPARISON OF TOTAL MOTOR-VEHICLE REGISTRATIONS, 1956-1957, MOTORCYCLES, STATE. Rows list states from Alabama to Wyoming, plus Total.

3/ Includes Federal, State, county, and municipal vehicles. Vehicles owned by the military services are not included. 4/ For additional details of publicly-owned vehicles and of trucks, buses, and trailers registered, see Guide M-17, 9, 10, and 11, respectively. 5/ Data reported by States were supplemented in some instances by information from other sources in order to make registrations as complete as possible. Where the registration year is not more than one month removed from the calendar year, registration-year data are given. Where the registration year is more than one month removed, registrations are given for the calendar year.

PUBLICLY OWNED VEHICLES IN THE UNITED STATES—1957

Compiled for the calendar year from reports of State authorities

TABLE MV-7, 1957  
REVISED DECEMBER 1958

| STATE          | FEDERAL 1/     |       |                           |        |                            |              |         | STATE, COUNTY, AND MUNICIPAL 2/ |         |                           |         |                            |              |         | ALL PUBLICLY OWNED VEHICLES |  | STATE          |
|----------------|----------------|-------|---------------------------|--------|----------------------------|--------------|---------|---------------------------------|---------|---------------------------|---------|----------------------------|--------------|---------|-----------------------------|--|----------------|
|                | MOTOR VEHICLES |       |                           |        | TRAILERS AND SEMI-TRAILERS | MOTOR-CYCLES | TOTAL   | MOTOR VEHICLES                  |         |                           |         | TRAILERS AND SEMI-TRAILERS | MOTOR-CYCLES | TOTAL   | TOTAL MOTOR VEHICLES        | TOTAL, INCLUDING TRAILERS AND MOTOR-CYCLES |                |
|                | AUTO-MOBILES   | BUSES | TRUCKS AND TRACTOR TRUCKS | TOTAL  |                            |              |         | AUTO-MOBILES                    | BUSES   | TRUCKS AND TRACTOR TRUCKS | TOTAL   |                            |              |         |                             |  |                |
| Alabama        | 441            | 4     | 1,137                     | 1,582  | 34                         | -            | 1,616   | 2,508                           | 4,161   | 7,688                     | 14,357  | 177                        | 204          | 14,738  | 15,939                      | 16,354                                     | Alabama        |
| Arizona        | 597            | 83    | 2,224                     | 2,904  | 48                         | -            | 2,952   | 2,390                           | 3,439   | 6,507                     | 12,226  | 362                        | 120          | 12,708  | 6,989                       | 9,411                                      | Arizona        |
| Arkansas       | 193            | 3     | 733                       | 929    | 5                          | -            | 934     | 714                             | 2,875   | 3,913                     | 7,502   | 460                        | 26           | 7,988   | 8,431                       | 8,922                                      | Arkansas       |
| California     | 2,022          | 36    | 6,880                     | 8,938  | 184                        | 38           | 9,160   | 23,758                          | 5,810   | 47,697                    | 77,265  | 6,102                      | 3,033        | 86,400  | 86,203                      | 95,560                                     | California     |
| Colorado       | 571            | 23    | 2,438                     | 3,032  | 30                         | 2            | 3,064   | 3,073                           | 544     | 6,060                     | 9,677   | 572                        | 116          | 10,365  | 12,709                      | 13,429                                     | Colorado       |
| Connecticut    | 111            | 1     | 652                       | 764    | -                          | -            | 764     | 3,096                           | 227     | 4,961                     | 8,284   | 625                        | 130          | 9,039   | 9,048                       | 9,803                                      | Connecticut    |
| Delaware       | 19             | 1     | 135                       | 155    | 2                          | -            | 157     | 1,181                           | 34      | 942                       | 2,157   | 177                        | 136          | 2,470   | 2,312                       | 2,627                                      | Delaware       |
| Florida        | 447            | 3     | 1,760                     | 2,210  | 20                         | -            | 2,230   | 5,262                           | 3,294   | 13,057                    | 21,613  | 1,310                      | 618          | 23,541  | 23,823                      | 25,771                                     | Florida        |
| Georgia        | 485            | 5     | 1,412                     | 1,902  | 7                          | -            | 1,909   | 1,948                           | 3,803   | 8,836                     | 14,587  | 579                        | 318          | 15,484  | 16,489                      | 17,393                                     | Georgia        |
| Idaho          | 261            | 65    | 1,650                     | 1,976  | 26                         | -            | 2,002   | 1,081                           | 798     | 3,230                     | 5,109   | 510                        | 34           | 5,653   | 7,085                       | 7,655                                      | Idaho          |
| Illinois       | 666            | 15    | 2,885                     | 3,566  | 54                         | -            | 3,620   | 6,465                           | 4,661   | 14,674                    | 25,800  | 1,175                      | 900          | 27,875  | 29,366                      | 31,495                                     | Illinois       |
| Indiana        | 203            | 3     | 985                       | 1,191  | 10                         | -            | 1,201   | 3,961                           | 1,499   | 8,770                     | 14,230  | 683                        | 290          | 15,203  | 15,421                      | 16,404                                     | Indiana        |
| Iowa           | 132            | 3     | 989                       | 1,124  | 5                          | -            | 1,129   | 2,360                           | 3,806   | 6,789                     | 12,955  | 1,023                      | 102          | 14,080  | 14,079                      | 15,209                                     | Iowa           |
| Kansas         | 140            | 8     | 944                       | 1,092  | 6                          | -            | 1,098   | 4,039                           | 1,404   | 9,143                     | 14,586  | 492                        | 600          | 15,678  | 15,678                      | 16,776                                     | Kansas         |
| Kentucky       | 327            | 8     | 902                       | 1,237  | 20                         | -            | 1,257   | 1,972                           | 2,291   | 7,151                     | 11,414  | 28                         | -            | 11,442  | 12,651                      | 12,699                                     | Kentucky       |
| Louisiana      | 365            | 2     | 971                       | 1,338  | 7                          | -            | 1,345   | 3,284                           | 951     | 5,296                     | 9,531   | 499                        | 82           | 10,112  | 10,869                      | 11,457                                     | Louisiana      |
| Maine          | 91             | 1     | 298                       | 390    | 1                          | -            | 391     | 1,042                           | 434     | 2,816                     | 4,292   | 460                        | 16           | 4,768   | 4,682                       | 5,159                                      | Maine          |
| Maryland       | 369            | 7     | 1,124                     | 1,500  | 7                          | -            | 1,507   | 2,648                           | 633     | 3,630                     | 6,911   | 344                        | 60           | 7,315   | 8,411                       | 8,822                                      | Maryland       |
| Massachusetts  | 323            | 7     | 1,428                     | 1,758  | 3                          | -            | 1,761   | 6,187                           | 95      | 11,796                    | 18,078  | 69                         | -            | 18,147  | 19,836                      | 19,908                                     | Massachusetts  |
| Michigan       | 367            | 6     | 1,767                     | 2,140  | 5                          | -            | 2,145   | 8,376                           | 5,341   | 15,429                    | 29,146  | 2,084                      | 480          | 31,710  | 31,286                      | 33,855                                     | Michigan       |
| Minnesota      | 404            | 3     | 1,280                     | 1,687  | 9                          | -            | 1,696   | 2,785                           | 3,221   | 7,536                     | 13,542  | 864                        | 76           | 14,482  | 15,229                      | 16,178                                     | Minnesota      |
| Mississippi    | 245            | 11    | 950                       | 1,206  | 3                          | -            | 1,209   | 492                             | 3,982   | 5,287                     | 9,761   | 72                         | 17           | 9,850   | 10,967                      | 11,059                                     | Mississippi    |
| Missouri       | 427            | 4     | 1,328                     | 1,759  | 11                         | 2            | 1,772   | 2,470                           | 2,370   | 7,497                     | 12,337  | 215                        | 36           | 12,588  | 14,096                      | 14,360                                     | Missouri       |
| Montana        | 443            | 10    | 1,711                     | 2,164  | 13                         | -            | 2,177   | 707                             | 312     | 4,089                     | 5,108   | 434                        | -            | 5,542   | 7,272                       | 7,719                                      | Montana        |
| Nebraska       | 252            | -     | 853                       | 1,105  | 7                          | -            | 1,112   | 1,328                           | 737     | 4,225                     | 6,290   | 478                        | 60           | 6,888   | 7,395                       | 7,940                                      | Nebraska       |
| Nevada         | 210            | 23    | 958                       | 1,191  | 30                         | -            | 1,221   | 763                             | 199     | 1,927                     | 2,489   | 797                        | 33           | 3,319   | 3,680                       | 4,540                                      | Nevada         |
| New Hampshire  | 41             | -     | 216                       | 257    | -                          | -            | 257     | 1,354                           | 73      | 3,943                     | 5,370   | 442                        | -            | 5,812   | 5,627                       | 6,069                                      | New Hampshire  |
| New Jersey     | 279            | 3     | 1,204                     | 1,486  | 15                         | -            | 1,501   | 8,090                           | 513     | 14,792                    | 23,395  | 45                         | 428          | 23,868  | 24,881                      | 25,369                                     | New Jersey     |
| New Mexico     | 666            | 78    | 2,686                     | 3,430  | 53                         | 4            | 3,487   | 1,949                           | 31      | 1,564                     | 3,544   | 287                        | 51           | 3,882   | 6,974                       | 7,369                                      | New Mexico     |
| New York       | 1,131          | 24    | 4,143                     | 5,298  | 51                         | 1            | 5,350   | 18,205                          | 5,868   | 26,083                    | 50,152  | 2,182                      | 855          | 53,189  | 55,450                      | 58,539                                     | New York       |
| North Carolina | 319            | 13    | 1,203                     | 1,535  | 11                         | -            | 1,546   | 4,883                           | 10,074  | 14,338                    | 29,295  | 2,206                      | 217          | 31,718  | 30,830                      | 33,264                                     | North Carolina |
| North Dakota   | 211            | 38    | 613                       | 862    | 14                         | -            | 876     | 612                             | 246     | 1,970                     | 2,828   | 29                         | 27           | 2,884   | 3,690                       | 3,760                                      | North Dakota   |
| Ohio           | 583            | 10    | 2,686                     | 3,279  | 17                         | 3            | 3,299   | 8,054                           | 9,567   | 16,042                    | 33,663  | 2,356                      | 383          | 36,402  | 36,942                      | 39,701                                     | Ohio           |
| Oklahoma       | 430            | 17    | 1,127                     | 1,574  | 20                         | -            | 1,594   | 2,450                           | 3,422   | 7,621                     | 13,493  | 440                        | -            | 13,933  | 15,067                      | 15,527                                     | Oklahoma       |
| Oregon         | 407            | 8     | 2,170                     | 2,585  | 30                         | 6            | 2,621   | 4,013                           | 2,071   | 6,896                     | 12,980  | 667                        | 63           | 13,710  | 15,565                      | 16,331                                     | Oregon         |
| Pennsylvania   | 635            | 10    | 2,313                     | 2,958  | 14                         | 3            | 2,975   | 11,151                          | 1,205   | 22,635                    | 34,991  | 1,643                      | 757          | 37,391  | 37,949                      | 40,366                                     | Pennsylvania   |
| Rhode Island   | 33             | -     | 201                       | 234    | -                          | -            | 234     | 1,128                           | 98      | 1,366                     | 2,592   | 38                         | 93           | 2,723   | 2,826                       | 2,957                                      | Rhode Island   |
| South Carolina | 420            | 11    | 1,420                     | 1,851  | 75                         | -            | 1,926   | 2,478                           | 5,177   | 6,505                     | 14,160  | 291                        | -            | 14,451  | 16,011                      | 16,377                                     | South Carolina |
| South Dakota   | 276            | 52    | 866                       | 1,194  | 23                         | -            | 1,217   | 513                             | 392     | 2,831                     | 3,736   | 400                        | 24           | 4,930   | 5,377                       | 5,777                                      | South Dakota   |
| Tennessee      | 1,188          | 74    | 3,280                     | 4,542  | 83                         | -            | 4,625   | 2,325                           | 3,681   | 7,470                     | 13,476  | 46                         | 9            | 13,531  | 18,018                      | 18,156                                     | Tennessee      |
| Texas          | 1,243          | 35    | 3,902                     | 5,180  | 37                         | 12           | 5,229   | 8,801                           | 8,215   | 26,692                    | 43,708  | 2,072                      | 634          | 46,414  | 48,888                      | 51,643                                     | Texas          |
| Utah           | 348            | 8     | 1,309                     | 1,665  | 35                         | -            | 1,700   | 1,035                           | 431     | 2,970                     | 4,436   | 41                         | 45           | 4,522   | 6,101                       | 6,222                                      | Utah           |
| Vermont        | 58             | -     | 152                       | 210    | 3                          | -            | 213     | 378                             | 145     | 1,124                     | 1,647   | 46                         | -            | 1,693   | 1,857                       | 1,906                                      | Vermont        |
| Virginia       | 440            | 15    | 1,571                     | 2,026  | 9                          | 10           | 2,045   | 6,153                           | 3,609   | 7,546                     | 17,308  | 691                        | 211          | 18,210  | 19,334                      | 20,255                                     | Virginia       |
| Washington     | 1,109          | 228   | 4,373                     | 5,710  | 144                        | 2            | 5,856   | 5,806                           | 3,147   | 9,949                     | 18,902  | 750                        | 309          | 19,961  | 24,612                      | 25,817                                     | Washington     |
| West Virginia  | 186            | 2     | 615                       | 803    | 1                          | -            | 804     | 2,728                           | 1,697   | 3,900                     | 8,325   | 195                        | 55           | 8,575   | 9,128                       | 9,379                                      | West Virginia  |
| Wisconsin      | 210            | 3     | 978                       | 1,191  | 9                          | -            | 1,200   | 2,888                           | 1,525   | 13,546                    | 17,959  | 492                        | 362          | 18,813  | 19,150                      | 20,013                                     | Wisconsin      |
| Wyoming        | 205            | 2     | 1,148                     | 1,355  | 16                         | -            | 1,371   | 802                             | 381     | 1,660                     | 2,843   | 223                        | 20           | 3,086   | 4,198                       | 4,457                                      | Wyoming        |
| Dist. of Col.  | 587            | 22    | 1,180                     | 1,789  | 84                         | -            | 1,924   | 3/ 2,459                        | -       | 1,226                     | 3,685   | 166                        | 121          | 3,972   | 5,474                       | 5,896                                      | Dist. of Col.  |
| Total          | 21,116         | 968   | 77,750                    | 99,854 | 1,291                      | 134          | 101,279 | 192,145                         | 115,724 | 418,147                   | 726,016 | 36,339                     | 12,151       | 774,506 | 825,870                     | 875,785                                    | Total          |

1/ Only the vehicles of the civilian branches of the Federal Government are given in this table. Vehicles of the military services are not included.

2/ This information, compiled chiefly from reports of State authorities, is incomplete in many cases. Some States give State-owned vehicles only; others exclude from registration certain classes, such as fire apparatus and police vehicles. For the States not reporting State, county, and

municipal vehicles separately from private and commercial vehicles, and those reporting unsegregated totals only, classification by vehicle types has been approximated on the basis of other available data.

3/ Includes 1,067 automobiles of the Diplomatic Corps.

Motor Vehicles

## NUMBER AND CLASSIFICATION OF TRUCKS AND TRACTOR TRUCKS REGISTERED IN 1957<sup>1/</sup>

Compiled for the calendar year

TABLE MV-9, 1957  
ISSUED MAY 1958

| STATE          | PRIVATE<br>AND<br>COMMERCIAL | FEDERAL | STATE,<br>COUNTY,<br>AND<br>MUNICIPAL | TOTAL<br>TRUCKS<br>REGIS-<br>TERED<br>1957 | COMPARISON OF TOTAL TRUCK<br>REGISTRATIONS, 1956-1957 |                                     |                           | PARTIAL CLASSIFICATION OF<br>PRIVATE AND COMMERCIAL<br>TRUCKS REGISTERED IN 1957 <sup>2/</sup> |                                    |                                 |
|----------------|------------------------------|---------|---------------------------------------|--|---|-------------------------------------|---------------------------|--|------------------------------------|---------------------------------|
|                |                              |         |                                       |  | TOTAL<br>1956<br>TRUCK<br>REGIS-<br>TRATIONS          | INCREASE<br>OR<br>DECREASE,<br>1957 | PERCENT-<br>AGE<br>CHANGE | TRACTOR<br>TRUCKS  | DIESEL,<br>BUTANE,<br>AND<br>OTHER | FARM<br>TRUCKS<br><sup>3/</sup> |
| Alabama        | 199,276                      | 1,137   | 7,688                                 | 208,101                                    | 204,920   | 3,181                               | 1.6                       | 17,230   | 2,810                              | 84,100                          |
| Arizona        | 99,037                       | 2,224   | 3,439                                 | 104,700                                    | 97,600  | 7,100                               | 7.3                       | 8,815  | 5,942                              | -                               |
| Arkansas       | 181,852                      | 733     | 3,913                                 | 186,498                                    | 185,328   | 1,170                               | 0.6                       | 8,039  | 1,310                              | -                               |
| California     | 951,470                      | 6,880   | 47,697                                | 1,006,047                                  | 937,447   | 68,600                              | 7.3                       | 42,018   | 18,249                             | -                               |
| Colorado       | 173,021                      | 2,438   | 6,060                                 | 181,519                                    | 171,853   | 9,666                               | 5.6                       | 7,408  | 2,277                              | 50,915                          |
| Connecticut    | 115,826                      | 652     | 4,961                                 | 121,439                                    | 120,363   | 1,076                               | 0.9                       | 5,532  | 601                                | -                               |
| Delaware       | 38,013                       | 135     | 942                                   | 39,090                                     | 36,458  | 2,632                               | 7.2                       | 2,761  | 1,210                              | 3,946                           |
| Florida        | 261,146                      | 1,760   | 13,057                                | 275,963                                    | 257,272   | 18,691                              | 7.3                       | 21,340   | 11,972                             | -                               |
| Georgia        | 246,618                      | 1,412   | 8,836                                 | 256,866                                    | 249,019   | 7,847                               | 3.2                       | 12,726   | 1,797                              | -                               |
| Idaho          | 96,612                       | 1,650   | 3,230                                 | 101,492                                    | 96,066  | 5,426                               | 5.6                       | 9,022  | 3,420                              | 39,976                          |
| Illinois       | 408,102                      | 2,885   | 14,674                                | 425,661                                    | 413,719   | 11,942                              | 2.9                       | 25,643   | 980                                | -                               |
| Indiana        | 320,694                      | 985     | 8,770                                 | 330,449                                    | 324,256   | 6,193                               | 1.9                       | 23,894   | 2,604                              | -                               |
| Iowa           | 218,603                      | 989     | 6,789                                 | 226,381                                    | 221,790   | 4,591                               | 2.1                       | 9,672  | 1,707                              | -                               |
| Kansas         | 245,274                      | 944     | 9,143                                 | 255,361                                    | 262,144   | -6,783                              | -2.6                      | 9,329  | 2,648                              | 125,977                         |
| Kentucky       | 213,713                      | 902     | 7,151                                 | 221,766                                    | 214,057   | 7,709                               | 3.6                       | 9,506  | 515                                | 86,800                          |
| Louisiana      | 205,217                      | 971     | 5,296                                 | 211,484                                    | 202,509   | 8,975                               | 4.4                       | 9,074  | 2,104                              | 73,701                          |
| Maine          | 67,424                       | 298     | 2,816                                 | 70,538                                     | 71,717  | -1,179                              | -1.6                      | 1,664  | 321                                | 2,482                           |
| Maryland       | 131,561                      | 1,124   | 3,630                                 | 136,315                                    | 134,365   | 1,950                               | 1.5                       | 8,465  | 890                                | 9,417                           |
| Massachusetts  | 174,280                      | 1,428   | 11,796                                | 187,504                                    | 184,501   | 3,003                               | 1.6                       | 10,515   | 1,741                              | 1,907                           |
| Michigan       | 362,629                      | 1,767   | 15,429                                | 379,825                                    | 374,739   | 5,086                               | 1.4                       | 33,786   | 4,887                              | 74,440                          |
| Minnesota      | 244,644                      | 1,280   | 7,536                                 | 253,460                                    | 251,812   | 1,648                               | 0.7                       | 8,594  | 1,995                              | 91,181                          |
| Mississippi    | 171,619                      | 950     | 5,287                                 | 177,856                                    | 181,124   | -3,268                              | -1.8                      | 6,257  | 2,432                              | 126,909                         |
| Missouri       | 296,610                      | 1,328   | 7,497                                 | 305,435                                    | 299,949   | 5,486                               | 1.8                       | 17,408   | 1,151                              | 86,287                          |
| Montana        | 104,024                      | 1,711   | 4,089                                 | 109,824                                    | 107,393   | 2,431                               | 2.3                       | 2,623  | 676                                | 56,756                          |
| Nebraska       | 151,978                      | 853     | 4,225                                 | 157,056                                    | 154,444   | 2,612                               | 1.7                       | 5,862  | 1,650                              | 86,351                          |
| Nevada         | 32,020                       | 958     | 1,527                                 | 34,505                                     | 32,509  | 1,996                               | 6.1                       | 864  | 1,280                              | -                               |
| New Hampshire  | 39,618                       | 216     | 3,943                                 | 43,777                                     | 43,211  | 566                                 | 1.3                       | 1,112  | 300                                | 6,613                           |
| New Jersey     | 252,547                      | 1,204   | 14,792                                | 268,543                                    | 259,979   | 8,564                               | 3.3                       | 13,354   | 2,347                              | 17,444                          |
| New Mexico     | 92,172                       | 2,686   | 1,564                                 | 96,422                                     | 89,251  | 7,171                               | 8.0                       | 2,330  | 2,413                              | 7,428                           |
| New York       | 455,454                      | 4,143   | 26,083                                | 485,680                                    | 504,825   | -19,145                             | -3.8                      | 25,965   | 9,537                              | 44,858                          |
| North Carolina | 282,968                      | 1,203   | 14,338                                | 298,509                                    | 290,485   | 8,024                               | 2.8                       | 14,841   | 5,461                              | 32,956                          |
| North Dakota   | 102,120                      | 613     | 1,970                                 | 104,703                                    | 100,414   | 4,289                               | 4.3                       | 1,460  | 434                                | 76,507                          |
| Ohio           | 409,971                      | 2,686   | 16,042                                | 428,699                                    | 421,464   | 7,235                               | 1.7                       | 33,994   | 2,083                              | 75,974                          |
| Oklahoma       | 250,958                      | 1,127   | 7,621                                 | 259,706                                    | 256,193   | 3,513                               | 1.4                       | 13,407   | 4,693                              | 116,890                         |
| Oregon         | 155,803                      | 2,170   | 6,896                                 | 164,869                                    | 160,112   | 4,757                               | 3.0                       | 7,407  | 4,904                              | 27,002                          |
| Pennsylvania   | 517,576                      | 2,313   | 22,635                                | 542,524                                    | 518,903   | 23,621                              | 4.6                       | 25,361   | 2,950                              | -                               |
| Rhode Island   | 36,079                       | 201     | 1,366                                 | 37,646                                     | 37,869  | -223                                | -0.6                      | 2,233  | 601                                | -                               |
| South Carolina | 137,227                      | 1,420   | 6,505                                 | 145,152                                    | 144,064   | 1,088                               | 0.8                       | 6,093  | 1,784                              | -                               |
| South Dakota   | 85,042                       | 866     | 2,831                                 | 88,739                                     | 87,366  | 1,373                               | 1.6                       | 1,248  | 525                                | -                               |
| Tennessee      | 202,145                      | 3,280   | 7,470                                 | 212,895                                    | 211,301   | 1,594                               | 0.8                       | 8,996  | 2,709                              | 90,024                          |
| Texas          | 792,243                      | 3,902   | 26,692                                | 822,837                                    | 802,526   | 20,311                              | 2.5                       | 44,741   | 11,875                             | 183,058                         |
| Utah           | 69,995                       | 1,309   | 2,970                                 | 74,274                                     | 68,061  | 6,213                               | 9.1                       | 2,254  | 1,728                              | -                               |
| Vermont        | 27,065                       | 152     | 1,124                                 | 28,341                                     | 28,096  | 245                                 | 0.9                       | 1,004  | 76                                 | 4,700                           |
| Virginia       | 206,518                      | 1,571   | 7,546                                 | 215,635                                    | 215,025   | 610                                 | 0.3                       | 8,544  | 1,177                              | -                               |
| Washington     | 211,938                      | 4,373   | 9,949                                 | 226,260                                    | 225,490   | 770                                 | 0.3                       | 7,554  | 2,887                              | 61,078                          |
| West Virginia  | 121,717                      | 615     | 3,900                                 | 126,232                                    | 120,819   | 5,413                               | 4.5                       | 4,358  | 657                                | -                               |
| Wisconsin      | 233,793                      | 978     | 13,546                                | 248,317                                    | 246,004   | 2,313                               | 0.9                       | 11,859   | 1,679                              | 91,069                          |
| Wyoming        | 53,623                       | 1,148   | 1,660                                 | 56,431                                     | 54,817  | 1,614                               | 2.9                       | 2,332  | 1,489                              | -                               |
| Dist. of Col.  | 17,082                       | 1,180   | 1,226                                 | 19,488                                     | 20,633  | -1,145                              | -5.6                      | 562  | 27                                 | -                               |
| Total          | 10,464,917                   | 77,750  | 418,147                               | 10,960,814                                 | 10,694,262  | 266,552                             | 2.5                       | 559,056  | 139,505                            | 1,836,746                       |

<sup>1/</sup> The registrations given in this table are as reported by the States in most instances, but have been supplemented in some cases by estimates based on data from other sources.

<sup>2/</sup> In this partial classification a vehicle may be included more than once; for instance, a diesel tractor-truck in farm use

could appear in all three columns.

<sup>3/</sup> The following farm trucks, registered at a nominal fee and restricted to use in the vicinity of the owner's farm, are not included in this table: Connecticut, 5,504; New Jersey, 9,010; New York, 11,142; and Rhode Island, 2,044.

NUMBER AND CLASSIFICATION OF BUSES REGISTERED IN 1957<sup>1/</sup>

Compiled for the calendar year

TABLE MV-10, 1957  
REVISED DECEMBER 1958

| STATE          | PRIVATELY OWNED  |                           |                    |         | PUBLICLY OWNED |   |         | TOTAL BUSES     |                            |             | STATE          |
|----------------|------------------|---------------------------|--------------------|---------|----------------|---|---------|-----------------|----------------------------|-------------|----------------|
|                | COMMERCIAL BUSES |                           | SCHOOL BUSES<br>2/ | TOTAL   | FEDERAL        | STATE, COUNTY, AND MUNICIPAL (SCHOOL)<br>3/ | TOTAL   | TOTAL SCHOOL 2/ | TOTAL COMMERCIAL AND OTHER | GRAND TOTAL |                |
|                | GASOLINE         | DIESEL, BUTANE, AND OTHER |                    |         |                |   |         |                 |                            |             |                |
| Alabama        | 384              | 860                       | 882                | 2,126   | 4              | 4,161                                       | 4,165   | 5,043           | 1,248                      | 6,291       | Alabama        |
| Arizona        | 369              | 581                       | -                  | 950     | 83             | 678   | 761     | 678             | 1,033                      | 1,711       | Arizona        |
| Arkansas       | 513              | 376                       | 285                | 1,174   | 3              | 2,875                                       | 2,878   | 3,160           | 892                        | 4,052       | Arkansas       |
| California     | 1,847            | 3,187                     | 1,711              | 6,745   | 36             | 5,810                                       | 5,846   | 7,521           | 5,070                      | 12,591      | California     |
| Colorado       | 404              | 399                       | 1,090              | 1,893   | 23             | 544   | 567     | 1,634           | 826                        | 2,460       | Colorado       |
| Connecticut    | 543              | 627                       | 1,977              | 3,147   | 1              | 227   | 228     | 2,204           | 1,171                      | 3,375       | Connecticut    |
| Delaware       | 120              | 143                       | 367                | 630     | 1              | 34  | 35      | 401             | 264                        | 665         | Delaware       |
| Florida        | 238              | 1,495                     | 335                | 2,068   | 3              | 3,294                                       | 3,297   | 3,629           | 1,736                      | 5,365       | Florida        |
| Georgia        | 295              | 674                       | 1,937              | 2,906   | 5              | 3,803                                       | 3,808   | 5,740           | 974                        | 6,714       | Georgia        |
| Idaho          | 24               | 292                       | -                  | 316     | 65             | 798   | 863     | 798             | 381                        | 1,179       | Idaho          |
| Illinois       | 4,312            | 1,180                     | 1,775              | 7,267   | 15             | 4,661                                       | 4,676   | 6,436           | 5,507                      | 11,943      | Illinois       |
| Indiana        | 457              | 1,904                     | 5,257              | 7,618   | 3              | 1,499                                       | 1,502   | 6,756           | 2,364                      | 9,120       | Indiana        |
| Iowa           | 443              | 289                       | 500                | 1,232   | 3              | 3,806                                       | 3,809   | 4,306           | 735                        | 5,041       | Iowa           |
| Kansas         | 449              | 284                       | -                  | 733     | 8              | 1,404                                       | 1,412   | 1,404           | 741                        | 2,145       | Kansas         |
| Kentucky       | 688              | 743                       | 1,471              | 2,902   | 8              | 2,291                                       | 2,299   | 3,762           | 1,439                      | 5,201       | Kentucky       |
| Louisiana      | 631              | 556                       | 3,736              | 4,923   | 2              | 951   | 953     | 4,687           | 1,189                      | 5,876       | Louisiana      |
| Maine          | 254              | 72                        | 638                | 964     | 1              | 434   | 435     | 1,072           | 327                        | 1,399       | Maine          |
| Maryland       | 481              | 1,358                     | 2,161              | 4,000   | 7              | 633   | 640     | 2,794           | 1,846                      | 4,640       | Maryland       |
| Massachusetts  | 4,616            | 735                       | 1,268              | 6,619   | 7              | 95  | 102     | 1,363           | 5,358                      | 6,721       | Massachusetts  |
| Michigan       | 1,826            | 1,538                     | 1,628              | 4,992   | 6              | 5,341                                       | 5,347   | 6,969           | 3,370                      | 10,339      | Michigan       |
| Minnesota      | 1,461            | 783                       | 2,783              | 5,027   | 3              | 3,221                                       | 3,224   | 6,004           | 2,247                      | 8,251       | Minnesota      |
| Mississippi    | 1,024            | 46                        | 1,133              | 2,203   | 11             | 3,982                                       | 3,993   | 5,115           | 1,081                      | 6,196       | Mississippi    |
| Missouri       | 541              | 1,837                     | 2,567              | 4,945   | 4              | 2,370                                       | 2,374   | 4,937           | 2,382                      | 7,319       | Missouri       |
| Montana        | 223              | 413                       | 356                | 992     | 10             | 312   | 322     | 668             | 646                        | 1,314       | Montana        |
| Nebraska       | 151              | 531                       | 303                | 985     | -              | 737   | 737     | 1,040           | 682                        | 1,722       | Nebraska       |
| Nevada         | 78               | 83                        | 49                 | 210     | 23             | 199   | 222     | 248             | 184                        | 432         | Nevada         |
| New Hampshire  | 270              | 23                        | 373                | 666     | -              | 73  | 73      | 446             | 293                        | 739         | New Hampshire  |
| New Jersey     | 657              | 4,393                     | 2,004              | 7,054   | 3              | 513   | 516     | 2,517           | 5,053                      | 7,570       | New Jersey     |
| New Mexico     | 128              | 182                       | 1,275              | 1,585   | 78             | 31  | 109     | 1,306           | 388                        | 1,694       | New Mexico     |
| New York       | 2,241            | 7,563                     | 3,759              | 13,563  | 24             | 5,864                                       | 5,888   | 9,623           | 9,828                      | 19,451      | New York       |
| North Carolina | 1,739            | 533                       | 1,592              | 3,864   | 13             | 10,074                                      | 10,087  | 11,666          | 2,285                      | 13,951      | North Carolina |
| North Dakota   | 71               | 41                        | 129                | 241     | 38             | 246   | 284     | 375             | 150                        | 525         | North Dakota   |
| Ohio           | 1,823            | 2,507                     | 1,030              | 5,360   | 10             | 9,567                                       | 9,577   | 10,597          | 4,340                      | 14,937      | Ohio           |
| Oklahoma       | 343              | 446                       | 554                | 1,343   | 17             | 3,422                                       | 3,439   | 3,976           | 806                        | 4,782       | Oklahoma       |
| Oregon         | 380              | 373                       | 103                | 856     | 8              | 2,071                                       | 2,079   | 2,174           | 761                        | 2,935       | Oregon         |
| Pennsylvania   | 2,470            | 4,589                     | 5,367              | 12,426  | 10             | 1,205                                       | 1,215   | 6,572           | 7,069                      | 13,641      | Pennsylvania   |
| Rhode Island   | 286              | 290                       | 190                | 766     | -              | 98  | 98      | 288             | 576                        | 864         | Rhode Island   |
| South Carolina | 774              | 116                       | 569                | 1,459   | 11             | 5,177                                       | 5,188   | 5,746           | 901                        | 6,647       | South Carolina |
| South Dakota   | 172              | 89                        | -                  | 261     | 52             | 392   | 444     | 392             | 313                        | 705         | South Dakota   |
| Tennessee      | 924              | 1,122                     | -                  | 2,046   | 74             | 3,681                                       | 3,755   | 3,681           | 2,120                      | 5,801       | Tennessee      |
| Texas          | 1,860            | 1,772                     | 847                | 4,479   | 35             | 8,215                                       | 8,250   | 9,062           | 3,667                      | 12,729      | Texas          |
| Utah           | 134              | 220                       | -                  | 354     | 8              | 431   | 439     | 431             | 362                        | 793         | Utah           |
| Vermont        | 59               | 42                        | 175                | 276     | -              | 145   | 145     | 320             | 101                        | 421         | Vermont        |
| Virginia       | 2,166            | 822                       | 480                | 3,468   | 15             | 3,609                                       | 3,624   | 4,089           | 3,003                      | 7,092       | Virginia       |
| Washington     | 480              | 211                       | 1,562              | 2,253   | 228            | 3,147                                       | 3,375   | 4,709           | 919                        | 5,628       | Washington     |
| West Virginia  | 237              | 589                       | 48                 | 874     | 2              | 1,697                                       | 1,699   | 1,745           | 828                        | 2,573       | West Virginia  |
| Wisconsin      | 1,105            | 868                       | 2,212              | 4,185   | 3              | 1,525                                       | 1,528   | 3,737           | 1,976                      | 5,713       | Wisconsin      |
| Wyoming        | 132              | 150                       | 232                | 514     | 2              | 381   | 383     | 613             | 284                        | 897         | Wyoming        |
| Dist. of Col.  | 1,163            | 727                       | -                  | 1,890   | 22             | -   | 22      | -               | 1,912                      | 1,912       | Dist. of Col.  |
| Total          | 41,986           | 48,654                    | 56,710             | 147,350 | 988            | 115,724                                     | 116,712 | 172,434         | 91,628                     | 264,062     | Total          |

1/ This table gives bus registrations essentially as reported by the States, but supplemented by Bureau of Public Roads estimates based on other data.

2/ In some instances church, industrial and other private buses are included here; and in other instances privately owned school buses could not be segregated from commercial buses, and

are included with the latter.

3/ This column consists primarily of publicly owned school buses but includes a few privately owned school, institutional, and industrial buses registered free or at a reduced rate. Municipally owned transit buses are included with commercial buses.

## Highway Statistics, 1957

## NUMBER AND CLASSIFICATION OF TRAILERS AND SEMITRAILERS REGISTERED IN 1957<sup>1/</sup>

Compiled for calendar year  
from reports of State authorities

TABLE MV-11, 1957  
ISSUED MAY 1958

| STATE          | PRIVATE AND COMMERCIAL            |                   |  |                                    |           | PUBLICLY OWNED                   |  |        | GRAND<br>TOTAL | STATE          |
|----------------|-----------------------------------|-------------------|--|------------------------------------|-----------|----------------------------------|--|--------|----------------|----------------|
|                | COMMERCIAL TRAILERS <sup>2/</sup> |                   | LIGHT<br>FARM<br>TRAILERS,<br>CAR<br>TRAILERS,<br>ETC. <sup>3/</sup> | HOUSE<br>TRAILERS<br><sup>4/</sup> | TOTAL     | BY<br>FEDERAL<br>GOVERN-<br>MENT | BY STATE,<br>COUNTY,<br>AND<br>MUNICIPAL<br>GOVERN-<br>MENTS | TOTAL  |                |                |
|                | FULL<br>TRAILERS                  | SEMI-<br>TRAILERS |  |                                    |           |                                  |  |        |                |                |
| Alabama        | -                                 | 17,405            | 1,194  | -                                  | 18,599    | 34                               | 177  | 211    | 18,810         | Alabama        |
| Arizona        | 874                               | 9,171             | 35,484   | -                                  | 45,529    | 48                               | 362  | 410    | 45,939         | Arizona        |
| Arkansas       | -                                 | 11,743            | 28,818   | -                                  | 40,561    | 5                                | 460  | 465    | 41,026         | Arkansas       |
| California     | 61,860                            | 60,086            | 305,573  | 170,657                            | 598,176   | 184                              | 6,102  | 6,286  | 604,462        | California     |
| Colorado       | 4,880                             | 12,172            | 22,578   | 12,389                             | 52,019    | 30                               | 572  | 602    | 52,621         | Colorado       |
| Connecticut    | -                                 | 10,105            | 24,067   | -                                  | 34,172    | -                                | 625  | 625    | 34,797         | Connecticut    |
| Delaware       | 7                                 | 5,743             | 5,344  | -                                  | 11,094    | 2                                | 177  | 179    | 11,273         | Delaware       |
| Florida        | -                                 | 22,658            | 103,669  | 68,895                             | 195,222   | 20                               | 1,310  | 1,330  | 196,552        | Florida        |
| Georgia        | -                                 | 15,166            | 31,447   | 2,077                              | 48,690    | 7                                | 579  | 586    | 49,276         | Georgia        |
| Idaho          | 4,962                             | 11,184            | 31,755   | 6,465                              | 54,366    | 26                               | 510  | 536    | 54,902         | Idaho          |
| Illinois       | 2,809                             | 54,092            | 81,258   | 3,091                              | 141,250   | 54                               | 1,175  | 1,229  | 142,479        | Illinois       |
| Indiana        | 2,588                             | 35,705            | 106,140  | 7,240                              | 151,673   | 10                               | 683  | 693    | 152,366        | Indiana        |
| Iowa           | 2,684                             | 11,123            | 106,774  | -                                  | 120,581   | 5                                | 1,023  | 1,028  | 121,609        | Iowa           |
| Kansas         | 3,185                             | 15,206            | 11,729   | -                                  | 30,120    | 6                                | 492  | 498    | 30,618         | Kansas         |
| Kentucky       | -                                 | 5,723             | -  | 1,198                              | 6,921     | 20                               | 28   | 48     | 6,969          | Kentucky       |
| Louisiana      | -                                 | 12,739            | 45,752   | -                                  | 58,491    | 7                                | 499  | 506    | 58,997         | Louisiana      |
| Maine          | -                                 | 3,842             | 29,599   | -                                  | 33,441    | 1                                | 460  | 461    | 33,902         | Maine          |
| Maryland       | 22                                | 10,228            | 18,910   | -                                  | 29,160    | 7                                | 344  | 351    | 29,511         | Maryland       |
| Massachusetts  | -                                 | 21,030            | 70,096   | -                                  | 91,126    | 3                                | 69   | 72     | 91,198         | Massachusetts  |
| Michigan       | 4,794                             | 51,605            | 235,313  | 23,932                             | 315,644   | 5                                | 2,084  | 2,089  | 317,733        | Michigan       |
| Minnesota      | 3,200                             | 15,875            | 130,742  | 7,333                              | 157,150   | 9                                | 864  | 873    | 158,023        | Minnesota      |
| Mississippi    | -                                 | 11,012            | 24,709   | -                                  | 35,721    | 3                                | 72   | 75     | 35,796         | Mississippi    |
| Missouri       | 1,514                             | 34,739            | 63,689   | -                                  | 99,942    | 11                               | 215  | 226    | 100,168        | Missouri       |
| Montana        | 607                               | 3,200             | 24,034   | -                                  | 27,841    | 13                               | 434  | 447    | 28,288         | Montana        |
| Nebraska       | 27,875                            | 11,719            | 27,640   | -                                  | 67,234    | 7                                | 478  | 485    | 67,719         | Nebraska       |
| Nevada         | 385                               | 1,017             | 7,702  | 5,505                              | 14,609    | 30                               | 797  | 827    | 15,436         | Nevada         |
| New Hampshire  | -                                 | 2,164             | 14,965   | -                                  | 17,129    | -                                | 442  | 442    | 17,571         | New Hampshire  |
| New Jersey     | 61                                | 25,470            | 21,986   | -                                  | 47,517    | 15                               | 45   | 60     | 47,577         | New Jersey     |
| New Mexico     | 1,682                             | 6,221             | 14,582   | -                                  | 22,485    | 53                               | 287  | 340    | 22,825         | New Mexico     |
| New York       | -                                 | 33,957            | 110,106  | -                                  | 144,063   | 51                               | 2,182  | 2,233  | 146,296        | New York       |
| North Carolina | -                                 | 21,074            | 84,978   | -                                  | 106,052   | 11                               | 2,206  | 2,217  | 108,269        | North Carolina |
| North Dakota   | 50                                | 1,840             | 2,425  | 2,524                              | 6,839     | 14                               | 29   | 43     | 6,882          | North Dakota   |
| Ohio           | 6,134                             | 39,662            | 188,337  | -                                  | 234,133   | 17                               | 2,356  | 2,373  | 236,506        | Ohio           |
| Oklahoma       | 1,199                             | 13,997            | -  | 6,850                              | 22,046    | 20                               | 440  | 460    | 22,506         | Oklahoma       |
| Oregon         | 5,263                             | 10,074            | 19,697   | -                                  | 35,034    | 30                               | 667  | 697    | 35,731         | Oregon         |
| Pennsylvania   | 1,595                             | 54,019            | 68,112   | -                                  | 123,726   | 14                               | 1,643  | 1,657  | 125,383        | Pennsylvania   |
| Rhode Island   | -                                 | 5,577             | 9,620  | -                                  | 15,197    | -                                | 38   | 38     | 15,235         | Rhode Island   |
| South Carolina | -                                 | 8,298             | 5,429  | -                                  | 13,727    | 75                               | 291  | 366    | 14,093         | South Carolina |
| South Dakota   | 170                               | 3,320             | 29,266   | 4,751                              | 37,507    | 23                               | 400  | 423    | 37,930         | South Dakota   |
| Tennessee      | -                                 | 11,245            | 5,856  | -                                  | 17,101    | 83                               | 46   | 129    | 17,230         | Tennessee      |
| Texas          | -                                 | 69,819            | 168,998  | 27,945                             | 266,762   | 37                               | 2,072  | 2,109  | 268,871        | Texas          |
| Utah           | 306                               | 2,339             | 7,706  | -                                  | 10,351    | 35                               | 41   | 76     | 10,427         | Utah           |
| Vermont        | 56                                | 1,516             | 8,317  | -                                  | 9,889     | 3                                | 46   | 49     | 9,938          | Vermont        |
| Virginia       | -                                 | 20,816            | 38,054   | -                                  | 58,870    | 9                                | 691  | 700    | 59,570         | Virginia       |
| Washington     | 2,380                             | 9,443             | 67,413   | 14,873                             | 94,109    | 144                              | 750  | 894    | 95,003         | Washington     |
| West Virginia  | -                                 | 7,041             | 12,858   | -                                  | 19,899    | 1                                | 195  | 196    | 20,095         | West Virginia  |
| Wisconsin      | 3,463                             | 14,043            | 8,842  | -                                  | 26,348    | 9                                | 492  | 501    | 26,849         | Wisconsin      |
| Wyoming        | 5,979                             | 3,064             | 4,418  | 7,418                              | 20,879    | 16                               | 223  | 239    | 21,118         | Wyoming        |
| Dist. of Col.  | -                                 | 828               | 595  | -                                  | 1,423     | 84                               | 166  | 250    | 1,673          | Dist. of Col.  |
| Total          | 150,584                           | 840,115           | 2,466,576  | 373,143                            | 3,830,418 | 1,291                            | 36,339   | 37,630 | 3,868,048      | Total          |

1/ The amount and significance of data on trailer registrations vary greatly. Data are reported to the extent available.

2/ These columns include all commercial type trailers and semitrailers that are in private or for-hire use, except in Kentucky where "for-hire" trailed units are not registered.

3/ Several States do not require the registration of light farm or automobile trailers.

4/ House trailers are classified as light car trailers in many States, and in others they are not required to be registered.

MOTOR-VEHICLE OPERATORS AND CHAUFFEURS LICENSES—1957<sup>1/</sup>

Compiled for calendar year from reports of State authorities

TABLE MV-12, 1957  
REVISED DECEMBER 1958

| STATE          | LICENSES ISSUED DURING 1957 |                         |                           |                                   |                           | ESTIMATED TOTAL LICENSES IN FORCE DURING 1957 <sup>3/</sup> | PRIVATE AND COMMERCIAL MOTOR VEHICLES REGISTERED IN 1957 | LICENSED OPERATORS PER REGISTERED MOTOR VEHICLE | STATE          |
|----------------|-----------------------------|-------------------------|---------------------------|-----------------------------------|---------------------------|---|--|---|----------------|
|                | LEARNERS PERMITS            | OPERATORS LICENSES      |                           | CHAUFFEURS LICENSES <sup>2/</sup> |                           |   |  |   |                |
|                |                             | PERIOD FOR WHICH ISSUED | NUMBER ISSUED DURING 1957 | PERIOD FOR WHICH ISSUED           | NUMBER ISSUED DURING 1957 |   |  |   |                |
| Alabama        | 50,513                      | 2 Years                 | 593,283                   | Not Required                      | -                         | 1,328,498   | 1,107,082  | 1.20  | Alabama        |
| Arizona        | 12,346                      | 3 Years                 | 195,248                   | 2 Years                           | 38,890                    | 591,851   | 480,017  | 1.23  | Arizona        |
| Arkansas       | 2,500                       | 1 Year                  | 760,377                   | 1 Year                            | 25,882                    | 786,259   | 618,572  | 1.27  | Arkansas       |
| California     | 303,174                     | 4 Years                 | 1,892,143                 | 4 Years                           | 105,897                   | 7,320,862   | 6,745,747  | 1.09  | California     |
| Colorado       | -                           | 3 Years                 | 354,931                   | 3 Years                           | 27,888                    | 1,009,028   | 802,841  | 1.26  | Colorado       |
| Connecticut    | -                           | 2 Years                 | 672,565                   | 1 Year                            | 10,595                    | * 1,198,326   | 998,605  | 1.20  | Connecticut    |
| Delaware       | -                           | (4/)                    | 42,089                    | (4/)                              | 2,621                     | 211,453   | 168,528  | 1.25  | Delaware       |
| Florida        | 114,956                     | 1 Year                  | 2,122,014                 | 1 Year                            | 262,853                   | 2,384,867   | 1,946,880  | 1.22  | Florida        |
| Georgia        | 62,630                      | (5/)                    | 1,020,356                 | (5/)                              | 81,716                    | 1,681,900   | 1,303,799  | 1.29  | Georgia        |
| Idaho          | 4,431                       | 2 Years                 | 195,423                   | 2 Years                           | 18,755                    | 378,378   | 334,917  | 1.13  | Idaho          |
| Illinois       | -                           | 3 Years                 | 1,837,851                 | 1 Year                            | 298,746                   | 4,586,045   | 3,483,816  | 1.32  | Illinois       |
| Indiana        | 112,217                     | 2 Years                 | 722,375                   | 1 Year                            | 269,892                   | 2,300,572   | 1,891,996  | 1.22  | Indiana        |
| Iowa           | 41,795                      | 2 Years                 | 630,077                   | 1 Year                            | 152,615                   | 1,403,514   | 1,207,133  | 1.16  | Iowa           |
| Kansas         | -                           | 2 Years                 | 607,753                   | 2 Years                           | 101,165                   | 1,318,248   | 1,072,689  | 1.23  | Kansas         |
| Kentucky       | -                           | 2 Years                 | 541,555                   | 2 Years                           | 2,755                     | * 1,202,226   | 1,092,933  | 1.10  | Kentucky       |
| Louisiana      | -                           | 2 Years                 | 604,703                   | 1 Year                            | 118,014                   | 1,172,626   | 1,061,979  | 1.10  | Louisiana      |
| Maine          | -                           | 1 Year                  | 422,004                   | Not Required                      | -                         | 422,004   | 341,608  | 1.24  | Maine          |
| Maryland       | 145,642                     | Indefinite              | 91,614                    | 2 Years                           | 46,352                    | * 1,315,859   | 1,020,046  | 1.29  | Maryland       |
| Massachusetts  | -                           | 2 Years                 | 2,174,945                 | 1 Year                            | (6/)                      | * 2,118,815   | 1,652,425  | 1.28  | Massachusetts  |
| Michigan       | -                           | 3 Years                 | 1,327,964                 | 1 Year                            | 251,716                   | 3,885,276   | 3,182,024  | 1.22  | Michigan       |
| Minnesota      | 206,757                     | 4 Years                 | 346,213                   | 1 Year                            | 188,687                   | * 1,646,510   | 1,430,855  | 1.15  | Minnesota      |
| Mississippi    | 7,281                       | 1 or 2 Years            | 382,698                   | 1 or 2 Years                      | 21,816                    | 712,479   | 647,708  | 1.10  | Mississippi    |
| Missouri       | 99,279                      | 3 Years                 | 284,019                   | 1 Year                            | 145,749                   | 1,956,743   | 1,564,291  | 1.25  | Missouri       |
| Montana        | 1,246                       | 2 Years                 | 141,487                   | 2 Years                           | 17,487                    | 352,564   | 349,073  | 1.01  | Montana        |
| Nebraska       | -                           | 2 Years                 | 738,882                   | Not Required                      | -                         | 802,253   | 656,676  | 1.22  | Nebraska       |
| Nevada         | -                           | 2 Years                 | 90,187                    | 1 Year                            | 12,574                    | 170,920   | 143,631  | 1.19  | Nevada         |
| New Hampshire  | -                           | 2 Years                 | 55,340                    | 2 Years                           | 7,577                     | 292,089   | 226,762  | 1.29  | New Hampshire  |
| New Jersey     | 375,357                     | 1 or 3 Years            | 1,671,698                 | Not Required                      | -                         | 2,419,976   | 2,141,572  | 1.13  | New Jersey     |
| New Mexico     | 9,780                       | 2 Years                 | 248,589                   | 1 Year                            | 51,097                    | 444,928   | 370,773  | 1.20  | New Mexico     |
| New York       | 322,512                     | 3 Years                 | 1,389,706                 | 3 Years                           | 364,468                   | 6,627,811   | 4,722,199  | 1.40  | New York       |
| North Carolina | -                           | 4 Years                 | 485,571                   | 1 Year                            | 64,979                    | 1,844,605   | 1,531,815  | 1.20  | North Carolina |
| North Dakota   | -                           | 2 Years                 | 314,007                   | Not Required                      | -                         | 346,749   | 316,512  | 1.10  | North Dakota   |
| Ohio           | 624,682                     | 3 Years                 | 2,408,670                 | 3 Years                           | 226,548                   | 4,404,371   | 3,756,757  | 1.17  | Ohio           |
| Oklahoma       | 7,756                       | 2 Years                 | 494,208                   | 2 Years                           | 69,375                    | 1,075,262   | 1,056,699  | 1.02  | Oklahoma       |
| Oregon         | 43,789                      | 2 Years                 | 438,966                   | 1 Year                            | 44,047                    | * 887,275   | 815,061  | 1.09  | Oregon         |
| Pennsylvania   | 404,993                     | 1 Year                  | 4,943,719                 | Not Required                      | -                         | 4,943,719   | 3,951,350  | 1.25  | Pennsylvania   |
| Rhode Island   | 18,694                      | 2 Years                 | 179,015                   | 2 Years                           | 10,066                    | 393,579   | 317,599  | 1.23  | Rhode Island   |
| South Carolina | 5,280                       | 4 Years                 | 912,451                   | 1 Year                            | 4,874                     | 882,791   | 803,432  | 1.10  | South Carolina |
| South Dakota   | -                           | 2 Years                 | 63,141                    | Not Required                      | -                         | 405,695   | 324,777  | 1.25  | South Dakota   |
| Tennessee      | 16,902                      | 2 Years                 | 1,289,517                 | 2 Years                           | 97,815                    | 1,504,651   | 1,142,024  | 1.32  | Tennessee      |
| Texas          | 59,102                      | 2 Years                 | 1,487,929                 | 1 Year                            | 838,373                   | 4,110,866   | 4,046,574  | 1.02  | Texas          |
| Utah           | -                           | 5 Years                 | 104,196                   | 5 Years                           | 11,147                    | 413,099   | 362,992  | 1.14  | Utah           |
| Vermont        | -                           | 1 Year                  | 167,981                   | Not Required                      | -                         | 167,981   | 142,739  | 1.18  | Vermont        |
| Virginia       | -                           | 3 Years                 | 720,324                   | 1 Year                            | 75,427                    | 1,678,973   | 1,332,867  | 1.26  | Virginia       |
| Washington     | 67,104                      | 2 Years                 | 580,364                   | Not Required                      | -                         | 1,278,812   | 1,217,916  | 1.05  | Washington     |
| West Virginia  | 60,358                      | 4 Years                 | 165,434                   | 1 Year                            | 33,938                    | 830,853   | 595,613  | 1.39  | West Virginia  |
| Wisconsin      | 125,893                     | 2 Years                 | 484,600                   | Not Required                      | -                         | 1,866,650   | 1,459,577  | 1.28  | Wisconsin      |
| Wyoming        | -                           | 3 Years                 | 42,537                    | 1 Year                            | 13,444                    | 200,086   | 176,931  | 1.13  | Wyoming        |
| Dist. of Col.  | 42,168                      | 3 Years                 | 106,521                   | Not Required                      | -                         | 337,026   | 191,264  | 1.76  | Dist. of Col.  |
| Total          | -                           | -                       | -                         | -                                 | -                         | 79,615,923  | 66,309,676   | 1.20  | Total          |

1/ Complete data for all States were not available.  
 2/ Includes public service and other special licenses that are issued to operators of vehicles for hire.  
 3/ Estimated by the Bureau of Public Roads from data reported by the States for current and previous years. No allowance was made for deaths, emigration, or revocations. Chauffeurs' licenses have not been added to operators' licenses in the States that require an operator's license in addition to the chauffeur's license. Such States are indicated with an asterisk (\*).  
 4/ Licenses are issued for a two-year period but drivers meeting certain requirements and having a motor-vehicle operation record showing no previous arrest or conviction may obtain licenses for an

indefinite period. Licenses were issued as follows:  

|            |           |            |        |
|------------|-----------|------------|--------|
|            | Two Years | Indefinite | Total  |
| Operators  | 40,681    | 1,408      | 42,089 |
| Chauffeurs | 2,433     | 188        | 2,621  |

 5/ Licenses are issued for a one-year or five-year period at the option of the applicant. Licenses were issued as follows:  

|            |          |            |           |
|------------|----------|------------|-----------|
|            | One Year | Five Years | Total     |
| Operators  | 929,599  | 90,757     | 1,020,356 |
| Chauffeurs | 80,715   | 1,001      | 81,716    |

 6/ The amount received from bus operators' licenses, duplicates, etc., was \$6,350, but a segregation of the licenses was not available.

**MOTOR VEHICLES OWNED BY THE FEDERAL GOVERNMENT-1957<sup>1/</sup>**  
**CLASSIFIED BY TYPES**

TABLE MV-24, 1957

| STATE          | AUTO-<br>MO-<br>BILES | STATION<br>WAGONS | AMBU-<br>LANCES | BUSES | TRUCKS AND COMBINATIONS                       |                 |                 |                 |                 |                   |                   |                   |                   |                   |                   |                   |                   |                   |                       |        | VEHICLE<br>COMBI-<br>NATIONS<br>2/ | TOTAL<br>TRUCKS<br>AND<br>COMBI-<br>NATIONS | TOTAL<br>VEHICLES |
|----------------|-----------------------|-------------------|-----------------|-------|---|-----------------|-----------------|-----------------|-----------------|-------------------|-------------------|-------------------|-------------------|-------------------|-------------------|-------------------|-------------------|-------------------|-----------------------|--------|------------------------------------|---|-------------------|
|                |                       |                   |                 |       | SINGLE-UNIT TRUCKS (GROSS VEHICLE WEIGHTS) 2/ |                 |                 |                 |                 |                   |                   |                   |                   |                   |                   |                   |                   |                   |                       |        |                                    |   |                   |
|                |                       |                   |                 |       | 0-3,999                                       | 4,000-<br>4,999 | 5,000-<br>5,999 | 6,000-<br>7,999 | 8,000-<br>9,999 | 10,000-<br>11,999 | 12,000-<br>13,999 | 14,000-<br>15,999 | 16,000-<br>16,999 | 17,000-<br>17,999 | 18,000-<br>19,999 | 20,000-<br>21,999 | 22,000-<br>23,999 | 24,000-<br>25,999 | 26,000<br>AND<br>OVER | TOTAL  |                                    |   |                   |
| Alabama        | 422                   | 14                | 5               | 4     | 160   | 401             | 98              | 107             | 78              | 70                | 71                | 51                | 31                | 8                 | 18                | 9                 | 5                 | 7                 | 9                     | 1,123  | 14                                 | 1,137                                       | 1,582             |
| Arizona        | 517                   | 72                | 8               | 83    | 290   | 755             | 176             | 195             | 143             | 125               | 188               | 127               | 75                | 17                | 38                | 19                | 11                | 12                | 9                     | 2,180  | 44                                 | 2,224                                       | 2,904             |
| Arkansas       | 185                   | 5                 | 3               | 3     | 114   | 286             | 70              | 77              | 55              | 49                | 44                | 24                | 14                | -                 | -                 | -                 | -                 | -                 | -                     | 733    | -                                  | 733   | 929               |
| California     | 1,878                 | 124               | 20              | 36    | 953   | 2,396           | 592             | 642             | 469             | 416               | 484               | 390               | 224               | 36                | 83                | 42                | 19                | 27                | 64                    | 6,837  | 43                                 | 6,880                                       | 8,938             |
| Colorado       | 534                   | 29                | 8               | 23    | 340   | 855             | 211             | 230             | 167             | 149               | 182               | 141               | 81                | 9                 | 22                | 11                | 6                 | 7                 | 6                     | 2,417  | 21                                 | 2,438                                       | 3,032             |
| Connecticut    | 105                   | 3                 | 3               | 1     | 93  | 234             | 57              | 62              | 46              | 41                | 57                | 29                | 19                | 2                 | 4                 | 1                 | 1                 | 1                 | 5                     | 652    | -                                  | 652   | 764               |
| Delaware       | 17                    | 1                 | 1               | 1     | 21  | 51              | 11              | 12              | 9               | 9                 | 7                 | 5                 | 3                 | 3                 | 1                 | 1                 | -                 | -                 | -                     | 134    | 1                                  | 135   | 155               |
| Florida        | 426                   | 18                | 3               | 3     | 253   | 636             | 157             | 170             | 125             | 111               | 132               | 87                | 55                | 4                 | 8                 | 1                 | -                 | -                 | -                     | 1,739  | 21                                 | 1,760                                       | 2,210             |
| Georgia        | 448                   | 31                | 6               | 4     | 209   | 527             | 129             | 140             | 103             | 91                | 92                | 52                | 32                | 4                 | 9                 | 6                 | 3                 | 2                 | 9                     | 1,408  | 4                                  | 1,412                                       | 1,902             |
| Idaho          | 234                   | 23                | 4               | 65    | 233   | 587             | 144             | 158             | 101             | 101               | 109               | 8                 | 46                | 8                 | 20                | 10                | 6                 | 8                 | 1                     | 1,623  | 27                                 | 1,650                                       | 1,976             |
| Illinois       | 634                   | 19                | 13              | 15    | 279   | 704             | 173             | 187             | 137             | 122               | 441               | 348               | 201               | 34                | 74                | 36                | 21                | 26                | 50                    | 2,833  | 52                                 | 2,885                                       | 3,566             |
| Indiana        | 192                   | 8                 | 3               | 3     | 136   | 342             | 83              | 91              | 67              | 59                | 68                | 58                | 34                | 3                 | 7                 | 4                 | 1                 | 2                 | -                     | 975    | 10                                 | 985   | 1,191             |
| Iowa           | 125                   | 3                 | 4               | 3     | 146   | 368             | 90              | 98              | 72              | 63                | 66                | 47                | 28                | 1                 | 3                 | 1                 | 1                 | -                 | -                     | 584    | 5                                  | 589   | 1,124             |
| Kansas         | 131                   | 6                 | 3               | 3     | 137   | 342             | 84              | 91              | 67              | 60                | 72                | 52                | 25                | 1                 | 4                 | 3                 | 1                 | 4                 | -                     | 243    | 1                                  | 244   | 1,092             |
| Kentucky       | 312                   | 12                | 3               | 8     | 131   | 330             | 82              | 88              | 64              | 58                | 42                | 30                | 17                | 8                 | 14                | 8                 | 4                 | 5                 | 2                     | 883    | 19                                 | 902   | 1,237             |
| Louisiana      | 342                   | 18                | 5               | 2     | 139   | 350             | 86              | 93              | 69              | 61                | 74                | 48                | 28                | 2                 | 7                 | 4                 | 1                 | 2                 | -                     | 964    | 7                                  | 971   | 1,338             |
| Maine          | 83                    | 6                 | 2               | 1     | 44  | 110             | 27              | 29              | 22              | 18                | 16                | 13                | 7                 | 3                 | 3                 | 1                 | -                 | 2                 | 2                     | 297    | 1                                  | 298   | 390               |
| Maryland       | 333                   | 29                | 7               | 7     | 148   | 374             | 91              | 101             | 73              | 64                | 114               | 72                | 36                | 5                 | 12                | 6                 | 4                 | 5                 | 18                    | 1,123  | 1                                  | 1,124                                       | 1,500             |
| Massachusetts  | 294                   | 22                | 7               | 7     | 176   | 443             | 109             | 121             | 87              | 163               | 112               | 64                | 11                | 19                | 10                | 7                 | 4                 | 7                 | 23                    | 1,426  | 2                                  | 1,428                                       | 1,758             |
| Michigan       | 341                   | 21                | 5               | 6     | 190   | 479             | 119             | 129             | 94              | 84                | 278               | 199               | 115               | 9                 | 29                | 11                | 8                 | 6                 | 11                    | 1,761  | 6                                  | 1,767                                       | 2,140             |
| Minnesota      | 366                   | 33                | 5               | 3     | 165   | 418             | 104             | 112             | 81              | 74                | 116               | 91                | 52                | 8                 | 18                | 9                 | 4                 | 5                 | 15                    | 1,272  | 8                                  | 1,280                                       | 1,687             |
| Mississippi    | 228                   | 15                | 2               | 11    | 137   | 343             | 84              | 92              | 64              | 60                | 74                | 54                | 29                | 4                 | 6                 | -                 | -                 | -                 | 3                     | 950    | 3                                  | 953   | 1,206             |
| Missouri       | 396                   | 24                | 7               | 4     | 161   | 405             | 100             | 108             | 79              | 71                | 150               | 106               | 61                | 7                 | 19                | 11                | 7                 | 9                 | 24                    | 1,318  | 10                                 | 1,328                                       | 1,759             |
| Montana        | 401                   | 36                | 6               | 10    | 238   | 602             | 148             | 161             | 117             | 105               | 141               | 97                | 57                | 6                 | 11                | 6                 | 3                 | 2                 | 4                     | 1,698  | 13                                 | 1,711                                       | 2,164             |
| Nebraska       | 236                   | 12                | 4               | -     | 124   | 312             | 78              | 84              | 61              | 54                | 59                | 40                | 27                | 1                 | 4                 | 3                 | 1                 | 1                 | -                     | 849    | 4                                  | 853   | 1,105             |
| Nevada         | 169                   | 35                | 6               | 23    | 120   | 303             | 74              | 82              | 59              | 53                | 87                | 63                | 37                | 9                 | 24                | 10                | 4                 | 5                 | 6                     | 936    | 22                                 | 958   | 1,191             |
| New Hampshire  | 36                    | 4                 | 1               | -     | 34  | 85              | 21              | 23              | 16              | 14                | 11                | 6                 | 4                 | 1                 | -                 | -                 | -                 | -                 | -                     | 216    | -                                  | 216   | 257               |
| New Jersey     | 267                   | 9                 | 3               | 3     | 155   | 388             | 96              | 104             | 76              | 67                | 147               | 76                | 41                | 5                 | 14                | 6                 | 4                 | 5                 | 12                    | 1,196  | 8                                  | 1,204                                       | 1,486             |
| New Mexico     | 578                   | 76                | 12              | 78    | 378   | 951             | 234             | 254             | 186             | 166               | 163               | 127               | 74                | 17                | 39                | 19                | 10                | 14                | 2                     | 2,634  | 52                                 | 2,686                                       | 3,430             |
| New York       | 1,011                 | 93                | 27              | 24    | 461   | 1,160           | 286             | 311             | 227             | 202               | 416               | 297               | 172               | 64                | 156               | 76                | 44                | 52                | 168                   | 4,092  | 51                                 | 4,143                                       | 5,298             |
| North Carolina | 295                   | 18                | 6               | 13    | 175   | 439             | 109             | 118             | 86              | 77                | 93                | 60                | 33                | 2                 | 5                 | -                 | -                 | -                 | -                     | 1,197  | 6                                  | 1,203                                       | 1,535             |
| North Dakota   | 174                   | 32                | 5               | 38    | 88  | 221             | 55              | 59              | 43              | 39                | 39                | 27                | 14                | 4                 | 6                 | 4                 | -                 | -                 | -                     | 599    | 14                                 | 613   | 862               |
| Ohio           | 538                   | 35                | 10              | 10    | 355   | 896             | 221             | 240             | 176             | 156               | 238               | 159               | 93                | 16                | 36                | 19                | 11                | 13                | 43                    | 2,672  | 14                                 | 2,686                                       | 3,279             |
| Oklahoma       | 396                   | 32                | 2               | 17    | 167   | 420             | 103             | 112             | 83              | 73                | 74                | 49                | 28                | 2                 | 4                 | 3                 | 2                 | -                 | -                     | 1,120  | 7                                  | 1,127                                       | 1,574             |
| Oregon         | 376                   | 28                | 3               | 8     | 318   | 801             | 198             | 215             | 156             | 139               | 119               | 82                | 48                | 10                | 25                | 11                | 6                 | 9                 | 8                     | 2,145  | 25                                 | 2,170                                       | 2,585             |
| Pennsylvania   | 589                   | 34                | 12              | 10    | 287   | 722             | 177             | 193             | 141             | 125               | 266               | 170               | 98                | 15                | 36                | 18                | 9                 | 11                | 31                    | 2,299  | 14                                 | 2,313                                       | 2,958             |
| Rhode Island   | 30                    | 2                 | 1               | -     | 28  | 69              | 19              | 19              | 13              | 14                | 17                | 11                | 6                 | 1                 | 2                 | -                 | -                 | -                 | 2                     | 201    | -                                  | 201   | 234               |
| South Carolina | 397                   | 6                 | 17              | 11    | 198   | 492             | 123             | 132             | 98              | 83                | 92                | 62                | 37                | 11                | 24                | 7                 | -                 | -                 | -                     | 1,352  | 68                                 | 1,420                                       | 1,851             |
| South Dakota   | 228                   | 43                | 5               | 52    | 123   | 308             | 76              | 83              | 60              | 53                | 67                | 44                | 24                | 3                 | 7                 | 4                 | 3                 | 1                 | -                     | 856    | 10                                 | 866   | 1,194             |
| Tennessee      | 1,164                 | 16                | 8               | 74    | 416   | 1,047           | 258             | 280             | 205             | 182               | 204               | 191               | 111               | 46                | 101               | 48                | 29                | 34                | 59                    | 3,211  | 69                                 | 3,280                                       | 4,542             |
| Texas          | 1,191                 | 46                | 6               | 35    | 573   | 1,443           | 356             | 387             | 283             | 251               | 257               | 174               | 100               | 9                 | 22                | 11                | 4                 | 7                 | -                     | 3,877  | 25                                 | 3,902                                       | 5,180             |
| Utah           | 329                   | 17                | 2               | 8     | 185   | 466             | 115             | 124             | 91              | 80                | 87                | 62                | 35                | 6                 | 17                | 8                 | 6                 | 5                 | 12                    | 1,299  | 10                                 | 1,309                                       | 1,665             |
| Vermont        | 56                    | 1                 | 1               | -     | 24  | 63              | 15              | 17              | 12              | 11                | 6                 | 2                 | 1                 | 1                 | -                 | -                 | -                 | -                 | -                     | 152    | -                                  | 152   | 210               |
| Virginia       | 387                   | 46                | 7               | 15    | 198   | 496             | 123             | 133             | 97              | 86                | 168               | 112               | 64                | 11                | 25                | 12                | 5                 | 9                 | 24                    | 1,563  | 8                                  | 1,571                                       | 2,026             |
| Washington     | 1,029                 | 65                | 15              | 228   | 616   | 1,549           | 382             | 419             | 304             | 269               | 236               | 161               | 93                | 38                | 87                | 41                | 26                | 3                 | -                     | 4,224  | 149                                | 4,373                                       | 5,710             |
| West Virginia  | 170                   | 10                | 6               | 2     | 87  | 219             | 54              | 60              | 42              | 37                | 57                | 33                | 20                | 1                 | 3                 | -                 | -                 | -                 | 2                     | 615    | -                                  | 615   | 803               |
| Wisconsin      | 194                   | 11                | 5               | 3     | 132   | 330             | 81              | 88              | 65              | 58                | 89                | 56                | 33                | 4                 | 6                 | 3                 | 4                 | 10                | 970                   | 8      | 978                                | 1,191                                       |                   |
| Wyoming        | 191                   | 11                | 3               | 2     | 146   | 370             | 91              | 99              | 73              | 64                | 98                | 67                | 40                | 12                | 26                | 12                | 6                 | 9                 | 19                    | 1,132  | 16                                 | 1,148                                       | 1,355             |
| Dist. of Col.  | 466                   | 113               | 6               | 22    | 121   | 303             | 74              | 82              | 59              | 53                | 189               | 127               | 71                | 10                | 26                | 11                | 7                 | 7                 | -                     | 1,140  | 40                                 | 1,180                                       | 1,788             |
| Total          | 19,441                | 1,367             | 308             | 988   | 10,402  | 26,191          | 6,444           | 7,012           | 5,119           | 4,544             | 6,480             | 4,568             | 2,638             | 490               | 1,127             | 532               | 289               | 325               | 656                   | 76,817 | 933                                | 77,750                                      | 99,854            |
| Percent        | 19.4                  | 1.4               | 0.3             | 1.0   | 10.4  | 26.2            | 6.5             | 7.0             | 5.1             | 4.6               | 6.5               | 4.6               | 2.7               | 0.5               | 1.1               | 0.5               | 0.3               | 0.3               | 0.7                   | 77.0   | 0.9                                | 77.9  | 100.0             |

1/ Only vehicles of the civilian branches of the Federal Government are given in this table.

2/ The segregation of vehicle combinations from single-unit trucks, and the gross weight distribution shown were estimated by the Bureau of Public Roads. Only tractor truck-semitrailer combinations are shown.



# STATE MOTOR-VEHICLE AND MOTOR-CARRIER TAX RECEIPTS - 1957 <sup>1</sup>

Compiled for calendar year  
from reports of State authorities

(In thousands of dollars)

TABLE MV-2, 1957  
REVISED DECEMBER 1958

| STATE                    | REGISTRATION FEES <sup>2/</sup>  |               |                           |                |              | TOTAL            | OTHER FEES                       |                           |                                     |                     |  |                                    |  |  |              |  | TOTAL RECEIPTS | STATE                    |  |
|--------------------------|----------------------------------|---------------|---------------------------|----------------|--------------|------------------|----------------------------------|---------------------------|-------------------------------------|---------------------|--|------------------------------------|--|--|--------------|--|----------------|--------------------------|--|
|                          | MOTOR VEHICLES                   |               |                           | OTHER VEHICLES |              |                  | OPERATORS AND CHAUFFEURS PERMITS | CERTIFICATE OF TITLE FEES | SPECIAL TITLING TAXES <sup>3/</sup> | FINES AND PENALTIES | ESTIMATED SERVICE CHARGES, LOCAL COLLECTIONS <sup>4/</sup> | GROSS RECEIPTS TAXES <sup>5/</sup> | MILEAGE, TON MILE AND PASSENGER MILE TAXES | SPECIAL LICENSE FEES AND FRANCHISE TAXES <sup>6/</sup> |              | CERTIFICATE OR PERMIT FEES <sup>5/</sup> |                |                          | MISCELLANEOUS RECEIPTS LESS UNCLASSIFIED REFUNDS |
|                          | AUTOMOBILES (INCLUDING TAXICABS) | BUSES         | TRUCKS AND TRACTOR TRUCKS | TRAILERS       | MOTOR-CYCLES |                  |                                  |                           |                                     |                     |  |                                    |  | WEIGHT OR CAPACITY                                     | FLAT RATE    |  |                |                          |  |
| Alabama                  | 2,762                            | 183           | 2,992                     | 302            | 27           | 6,266            | 1,192                            | -                         | 1,212                               | 999                 | -  | 1,205                              | -  | -  | 27           | 40                                       | 10,941         | Alabama                  |  |
| Arizona                  | 1,504                            | 85            | 2,946                     | 519            | 18           | 5,072            | -                                | 530                       | 122                                 | -                   | -  | -                                  | -  | -  | 79           | 79                                       | 10,685         | Arizona                  |  |
| Arkansas                 | 6,107                            | 167           | 4,942                     | 166            | 5            | 11,387           | -                                | 201                       | 66                                  | -                   | 2,445  | -                                  | 1,959                                      | -  | 8            | 370                                      | 12,922         | Arkansas                 |  |
| California <sup>7/</sup> | 137,084                          | 1,080         | 52,706                    | 17,632         | 773          | 209,275          | 6,488                            | -                         | -                                   | -                   | 18,392   | -                                  | -  | -  | 315          | 5,912                                    | 240,382        | California <sup>7/</sup> |  |
| Colorado                 | 3,593                            | 61            | 1,996                     | 208            | 10           | 5,828            | 827                              | -                         | 995                                 | -                   | -  | 6,767                              | -  | -  | 55           | 515                                      | 15,705         | Colorado                 |  |
| Connecticut              | 6,947                            | 259           | 4,147                     | 175            | 15           | 11,543           | 3,777                            | -                         | 448                                 | -                   | 418  | -                                  | -  | 246  | 1            | 825                                      | 17,258         | Connecticut              |  |
| Delaware                 | 1,437                            | 44            | 1,380                     | 555            | 3            | 3,419            | 189                              | -                         | 734                                 | -                   | -  | -                                  | -  | -  | -            | 137                                      | 4,574          | Delaware                 |  |
| Florida                  | 26,374                           | 619           | 10,225                    | 3,719          | 117          | 41,054           | 3,251                            | 1,644                     | 504                                 | 836                 | -  | 815                                | -  | 47   | 20           | 303                                      | 48,474         | Florida                  |  |
| Georgia                  | 8,469                            | 275           | 2,511                     | 2,474          | 46           | 13,775           | 1,266                            | -                         | 57                                  | -                   | -  | -                                  | -  | 213  | 2            | 266                                      | 15,579         | Georgia                  |  |
| Idaho                    | 3,023                            | 3             | 1,988                     | 193            | 12           | 5,219            | 260                              | -                         | 176                                 | -                   | -  | 3,014                              | -  | -  | 22           | 139                                      | 9,032          | Idaho                    |  |
| Illinois                 | 40,066                           | 415           | 39,786                    | 1,173          | 64           | 81,504           | 4,983                            | 1,061                     | 425                                 | -                   | -  | -                                  | -  | -  | 22           | 2,979                                    | 90,952         | Illinois                 |  |
| Indiana                  | 16,897                           | 208           | 11,931                    | 1,386          | 48           | 30,470           | 1,610                            | -                         | 152                                 | 2,061               | -  | -                                  | -  | 520  | 22           | 1,989                                    | 37,649         | Indiana                  |  |
| Iowa                     | 24,433                           | 222           | 15,202                    | 1,128          | 30           | 41,015           | 1,790                            | 811                       | 15                                  | -                   | -  | -                                  | 79   | 88   | 8            | -183                                     | 43,623         | Iowa                     |  |
| Kansas                   | 8,851                            | 99            | 8,075                     | 322            | 41           | 17,388           | 900                              | 470                       | 13                                  | -                   | -  | 23                                 | -  | 796  | 17           | 557                                      | 20,164         | Kansas                   |  |
| Kentucky                 | 3,235                            | 303           | 4,563                     | 9/ 37          | 9            | 8,147            | 1,185                            | -                         | 7,506                               | 746                 | -  | 207                                | 1,533                                      | 206  | 519          | 206                                      | 519            | 20,164                   | Kentucky   |
| Louisiana                | 2,687                            | 179           | 4,843                     | 2,147          | 24           | 9,880            | 1,765                            | 898                       | 106                                 | -                   | -  | -                                  | -  | -  | 34           | 328                                      | 13,011         | Louisiana                |  |
| Maine                    | 3,568                            | 27            | 3,190                     | 90             | 8            | 7,283            | 873                              | -                         | 201                                 | -                   | -  | -                                  | -  | 107  | 30           | 481                                      | 8,975          | Maine                    |  |
| Maryland                 | 9,371                            | 423           | 3,483                     | 1,276          | 14           | 14,569           | 467                              | 438                       | 2,852                               | -                   | -  | -                                  | -  | -  | -            | 836                                      | 29,660         | Maryland                 |  |
| Massachusetts            | 8,373                            | 76            | 6,601                     | 557            | 15           | 16,222           | 7,807                            | -                         | -                                   | -                   | -  | -                                  | -  | 259  | 16           | 966                                      | 25,270         | Massachusetts            |  |
| Michigan                 | 33,330                           | 439           | 22,506                    | 9,385          | 98           | 65,758           | 2,738                            | 1,527                     | -                                   | -                   | -  | 1,273                              | -  | -  | 36           | 1,161                                    | 72,493         | Michigan                 |  |
| Minnesota                | 24,806                           | 319           | 9,720                     | 623            | 29           | 35,497           | 1,174                            | -                         | 883                                 | -                   | -  | -                                  | -  | -  | 189          | 974                                      | 38,717         | Minnesota                |  |
| Mississippi              | 4,967                            | 307           | 4,873                     | 119            | 16           | 10,282           | 1,394                            | -                         | 64                                  | -                   | -  | -                                  | -  | 216  | 3            | 98                                       | 12,057         | Mississippi              |  |
| Missouri                 | 19,091                           | 329           | 11,593                    | 585            | 33           | 31,631           | 746                              | 706                       | 205                                 | -                   | -  | -                                  | -  | 511  | -            | 882                                      | 34,681         | Missouri                 |  |
| Montana                  | 2,794                            | 40            | 2,757                     | 604            | 3            | 6,198            | 492                              | 55                        | 490                                 | -                   | 228  | -                                  | -  | 96   | 1            | 612                                      | 8,172          | Montana                  |  |
| Nebraska                 | 3,964                            | 146           | 5,794                     | 180            | 13           | 10,097           | 1,412                            | 307                       | 175                                 | -                   | -  | -                                  | -  | 84   | 8            | 647                                      | 12,730         | Nebraska                 |  |
| Nevada                   | 612                              | 1             | 552                       | 118            | 6            | 1,289            | 205                              | -                         | 14                                  | -                   | -  | 929                                | 416  | 88   | -            | 746                                      | 3,637          | Nevada                   |  |
| New Hampshire            | 3,310                            | 68            | 1,875                     | 138            | 8            | 5,407            | 280                              | -                         | 220                                 | -                   | -  | -                                  | -  | -  | -            | 216                                      | 6,130          | New Hampshire            |  |
| New Jersey               | 29,796                           | 373           | 14,774                    | 3,354          | 20           | 47,317           | 8,162                            | 2,096                     | 1,999                               | -                   | -  | 96                                 | -  | 7  | -            | 4,064                                    | 63,734         | New Jersey               |  |
| New Mexico               | 4,169                            | 165           | 2,907                     | 740            | 14           | 7,995            | 584                              | -                         | 246                                 | -                   | -  | 749                                | -  | -  | 29           | 680                                      | 10,320         | New Mexico               |  |
| New York                 | 73,036                           | 646           | 24,807                    | 6,262          | 50           | 104,801          | 7,896                            | -                         | 3,701                               | 286                 | -  | 14,800                             | -  | 1,040  | 65           | 2,653                                    | 135,242        | New York                 |  |
| North Carolina           | 12,137                           | 304           | 12,259                    | 4,600          | 34           | 29,334           | 1,221                            | 465                       | 603                                 | -                   | -  | -                                  | -  | -  | -            | 362                                      | 31,985         | North Carolina           |  |
| North Dakota             | 4,892                            | 20            | 3,349                     | 29             | 5            | 8,295            | 909                              | 45                        | 3                                   | -                   | -  | 154                                | -  | 19   | 37           | 163                                      | 9,625          | North Dakota             |  |
| Ohio                     | 32,087                           | 936           | 29,247                    | 8,247          | 139          | 70,656           | 2,402                            | 2,688                     | 1,140                               | 1,819               | -  | 11,312                             | 1,079                                      | -  | 126          | 1,548                                    | 92,770         | Ohio                     |  |
| Oklahoma                 | 19,945                           | 135           | 6,227                     | 3,699          | 66           | 30,072           | 2,637                            | 483                       | -                                   | 724                 | -  | 171                                | -  | 117  | 14           | 199                                      | 34,417         | Oklahoma                 |  |
| Oregon                   | 6,584                            | 65            | 3,932                     | 866            | 17           | 11,464           | 896                              | -                         | 430                                 | -                   | -  | 11,392                             | 1,388                                      | 193  | 4            | 516                                      | 27,140         | Oregon                   |  |
| Pennsylvania             | 33,238                           | 1,392         | 27,183                    | 6,008          | 95           | 67,916           | 6,721                            | 3,255                     | 24                                  | -                   | -  | -                                  | -  | -  | -            | 4,173                                    | 82,089         | Pennsylvania             |  |
| Rhode Island             | 3,944                            | 61            | 1,881                     | 34             | 7            | 5,327            | 801                              | -                         | 52                                  | -                   | -  | 707                                | -  | 80   | 2            | 226                                      | 6,436          | Rhode Island             |  |
| South Carolina           | 2,792                            | 30            | 2,822                     | 689            | 6            | 6,227            | 908                              | -                         | 5                                   | -                   | -  | 707                                | -  | -  | -            | 1,102                                    | 9,055          | South Carolina           |  |
| South Dakota             | 5,019                            | 18            | 2,840                     | 277            | 3            | 7,553            | 40                               | 120                       | 5                                   | -                   | -  | 173                                | 1,891                                      | 23   | 206          | 10,011                                   | South Dakota   |                          |  |
| Tennessee                | 9,392                            | 260           | 10,574                    | 29             | 40           | 20,295           | 2,544                            | 827                       | 790                                 | 925                 | -  | -                                  | 56   | 161  | 1            | 450                                      | 26,049         | Tennessee                |  |
| Texas                    | 42,998                           | 626           | 28,942                    | 9,103          | 150          | 81,819           | 5,743                            | 1,333                     | 20,575                              | 210                 | -  | -                                  | 72   | 340  | 31           | 3,993                                    | 114,106        | Texas                    |  |
| Utah                     | 1,406                            | 29            | 2,446                     | 52             | 4            | 3,937            | 186                              | 149                       | 13                                  | -                   | -  | 491                                | -  | -  | -            | 564                                      | 5,340          | Utah                     |  |
| Vermont                  | 2,702                            | 35            | 2,538                     | 84             | 9            | 5,368            | 441                              | -                         | -                                   | -                   | -  | -                                  | -  | 75   | 113          | 5,997                                    | 7,365          | Vermont                  |  |
| Virginia                 | 11,031                           | 293           | 8,041                     | 394            | 27           | 19,766           | 871                              | 733                       | 320                                 | -                   | 1,004  | -                                  | -  | 142  | 907          | 23,763                                   | Virginia       |                          |  |
| Washington <sup>7/</sup> | 17,638                           | 127           | 9,954                     | 2,849          | 46           | 30,664           | 2,553                            | 296                       | 695                                 | 1,041               | 28   | 41                                 | 347  | 57   | 48           | 748                                      | 36,518         | Washington <sup>7/</sup> |  |
| West Virginia            | 8,846                            | 62            | 4,901                     | 155            | 23           | 13,987           | 374                              | 344                       | 153                                 | -                   | -  | 109                                | 159  | -  | -            | 673                                      | 20,343         | West Virginia            |  |
| Wisconsin                | 19,305                           | 209           | 17,042                    | 267            | 41           | 36,964           | 727                              | 251                       | -                                   | -                   | -  | -                                  | -  | 434  | 607          | 38,383                                   | Wisconsin      |                          |  |
| Wyoming                  | 1,580                            | 18            | 1,029                     | 191            | 2            | 1,820            | 112                              | -                         | -                                   | -                   | -  | 2,061                              | -  | 200  | 992          | 5,195                                    | 7,387          | Wyoming                  |  |
| Dist. of Col.            | 4,328                            | 50            | 1,063                     | 79             | 6            | 5,536            | 361                              | 67                        | 1,755                               | -                   | -  | 42                                 | -  | 240  | 58           | 946                                      | 9,005          | Dist. of Col.            |  |
| <b>Total</b>             | <b>753,652</b>                   | <b>12,301</b> | <b>460,725</b>            | <b>94,041</b>  | <b>2,289</b> | <b>1,323,008</b> | <b>95,128</b>                    | <b>24,743</b>             | <b>43,123</b>                       | <b>22,059</b>       | <b>9,437</b>   | <b>22,515</b>                      | <b>56,531</b>                              | <b>9,038</b>   | <b>6,159</b> | <b>1,675</b>                             | <b>48,269</b>  | <b>1,661,685</b>         | <b>Total</b>                                     |

<sup>1/</sup> Road-user revenues consist primarily of motor-fuel taxes, shown in Table G-1, and motor-vehicle and motor-carrier taxes shown in this table.

<sup>2/</sup> Where the registration year is not more than one month removed from the calendar year, registration-year receipts are given. Where the registration year is more than one month removed, calendar-year receipts are given.

<sup>3/</sup> Special titling taxes imposed under general sales tax levies are not included.

<sup>4/</sup> County or local officers in many States are allowed service charges for issuing registrations, operators' licenses, or for related services. Some of these charges are included with registration and other fees. The amounts shown in this column are estimates of service charges that are collected and retained by local officials and not reported elsewhere in this table.

<sup>5/</sup> Numerous States impose taxes on the gross receipts of motor carriers in connection with general State sales taxes or taxes on all transportation companies or public utilities. This column includes only the proceeds of gross receipts taxes reported by the States as special taxes on motor carriers.

<sup>6/</sup> In general, the proceeds of special weight or capacity taxes and taxes imposed at a flat rate per vehicle are included under special license fees and franchise taxes. Application or filing fees required for the issuance of certificates of convenience and necessity to common carriers, and corresponding permits to contract and other motor carriers, are included under certificate or permit fees.

<sup>7/</sup> Property taxes formerly levied on motor vehicles have been replaced by "vehicle license fees" in California, and by "motor-vehicle excise taxes" in Washington. Because of the origin of these taxes, the administrative officers of the two States do not consider them to be road-user taxes. The amounts included with registration fees in this table are as follows: California, automobiles \$86,626,709, buses \$112,642, trucks \$14,964,032, trailers \$5,033,614, motorcycles \$220,926; Washington, automobiles \$12,454,189, buses \$77,235, trucks \$2,601,836, trailers, \$696,121, motorcycles \$16,509, dealers \$24,466.

<sup>8/</sup> Includes \$1,217,760 of delinquent 1956 bus, truck and trailer fees.

<sup>9/</sup> These are revenues from not-for-hire commercial and house trailers. Other trailers are not registered.

Motor Vehicles

DISPOSITION OF STATE MOTOR VEHICLE AND MOTOR CARRIER RECEIPTS-1957

TABLE MW-3, 1957  
ISSUED OCTOBER 1958

Compiled for calendar year  
from reports of State authorities

| STATE           | NET TOTAL RECEIPTS OF CALENDAR YEAR | ADJUSTMENTS DUE TO UNDIS-TRIBUTED BALANCES, FUNDS IN TRANSIT, ETC. | RECEIPTS AVAILABLE FOR DISTRIBUTION | FOR COLLECTING MOTOR-VEHICLE AND MOTOR-CARRIER TAXES 1/ | NET FUNDS DISTRIBUTED 2/ | FOR STATE HIGHWAY PURPOSES                   |                                     |                                 |   |               | FOR LOCAL ROADS AND STREETS 4/  |               |  |               | FOR NONHIGHWAY PURPOSES 5/                             |                                      |               |   |   |       |
|-----------------|-------------------------------------|--|-------------------------------------|---|--------------------------|--|-------------------------------------|---------------------------------|---|---------------|---------------------------------|---------------|--|---------------|--|--------------------------------------|---------------|---|---|-------|
|                 |                                     |  |                                     |   |                          | CONSTRUCTION MAINTENANCE, AND ADMINISTRATION |                                     | STATE HIGHWAY POLICE AND SAFETY | SERVICE OF OBLIGATIONS FOR STATE HIGHWAYS | TOTAL         | COUNTY AND OTHER LOCAL ROADS 3/ | CITY STREETS  | SERVICE OF OBLIGATIONS FOR LOCAL ROADS | TOTAL         | STATE GENERAL FUND                                     |                                      |               | COUNTY AND OTHER LOCAL GENERAL FUNDS 7/ | EDUCATION, NONHIGHWAY DEBT, AND MISCELLANEOUS | TOTAL |
|                 |                                     |  |                                     |   |                          | STATE HIGHWAY SYSTEMS 3/                     | PARK, FOREST, AND OTHER STATE ROADS |                                 |   |               |                                 |               |  |               | FROM OPERATORS FEES, FINES, ETC., AND CARRIER TAXES 6/ | FROM MOTOR-VEHICLE REGISTRATION FEES |               |   |   |       |
|                 | 1,000 Dollars                       | 1,000 Dollars  | 1,000 Dollars                       | 1,000 Dollars   | 1,000 Dollars            | 1,000 Dollars                                | 1,000 Dollars                       | 1,000 Dollars                   | 1,000 Dollars                             | 1,000 Dollars | 1,000 Dollars                   | 1,000 Dollars | 1,000 Dollars                          | 1,000 Dollars | 1,000 Dollars  | 1,000 Dollars                        | 1,000 Dollars | 1,000 Dollars                           | 1,000 Dollars                                 |       |
| Alabama         | 10,941                              | 350  | 11,291                              | 1,737   | 9,554                    | 1,766  | -                                   | 2,224                           | 766                                       | 4,756         | 3/ 2,398                        | 2,110         | -                                      | 4,508         | 194  | -                                    | 96            | -                                       | 290   |       |
| Arizona         | 10,685                              | -66  | 10,619                              | 1,819   | 8,800                    | 8,031  | -                                   | 764                             | -   | 8,795         | 5                               | -             | -                                      | 5             | -  | -                                    | -             | -                                       | -   |       |
| Arkansas        | 12,922                              | -  | 12,922                              | 400   | 12,522                   | 7,358  | -                                   | 676                             | -   | 2,639         | 1,026                           | 372           | -                                      | 1,398         | 421  | -                                    | -             | -                                       | 421   |       |
| California      | 240,382                             | 3,355  | 243,737                             | 29,300  | 214,437                  | 85,065                                       | 209                                 | 21,374                          | 2,361                                     | 109,009       | 16,556                          | 4,277         | -                                      | 20,833        | -  | -                                    | 84,595        | -                                       | 8/ 84,595                                     |       |
| Colorado        | 15,705                              | 19   | 15,724                              | 1,970   | 13,754                   | 7,083  | -                                   | 728                             | 532                                       | 8,343         | 3,450                           | 574           | -                                      | 4,024         | 56   | -                                    | 1,331         | -                                       | 1,387   |       |
| Connecticut     | 17,258                              | 36   | 17,294                              | 3,388   | 13,906                   | 9,606  | 90                                  | 523                             | 6   | 10,225        | 3,113                           | 568           | -                                      | 3,681         | -  | -                                    | -             | -                                       | -   |       |
| Delaware 9/     | 4,574                               | -  | 4,574                               | 692   | 3,882                    | 1,964  | -                                   | 632                             | 1,211                                     | 3,807         | (3/)                            | -             | -                                      | 19            | 56   | -                                    | -             | -                                       | 75  |       |
| Florida         | 48,474                              | -6   | 48,468                              | 3,485   | 44,983                   | 365  | -                                   | 5,495                           | -   | 5,860         | 50                              | -             | 336                                    | 386           | 179  | 26,618                               | 21            | 11,919                                  | 38,737  |       |
| Georgia         | 15,579                              | 1  | 15,580                              | 1,564   | 14,016                   | 7,004  | -                                   | 455                             | 377                                       | 7,836         | 3,440                           | -             | 845                                    | 4,285         | 18   | 1,877                                | -             | -                                       | 1,895   |       |
| Idaho           | 9,032                               | 165  | 9,197                               | 394   | 8,803                    | 5,295  | -                                   | 921                             | -   | 6,216         | 2,354                           | 233           | -                                      | 2,587         | -  | -                                    | -             | -                                       | -   |       |
| Illinois        | 90,952                              | 2,146  | 93,098                              | 8,529   | 84,569                   | 55,534                                       | -                                   | 9,740                           | 8,230                                     | 73,504        | 8,118                           | 805           | 1,643                                  | 10,566        | 499  | -                                    | -             | -                                       | 499   |       |
| Indiana         | 37,649                              | 98   | 37,747                              | 5,558   | 32,189                   | 16,435                                       | 18                                  | 1,100                           | -   | 17,553        | 9,946                           | 4,690         | -                                      | 14,636        | -  | -                                    | -             | -                                       | -   |       |
| Iowa            | 43,623                              | 1,558  | 45,181                              | 2,166   | 43,015                   | 18,318                                       | -                                   | 1,886                           | -   | 20,204        | 19,249                          | 3,562         | -                                      | 22,811        | -  | -                                    | -             | -                                       | -   |       |
| Kansas          | 20,164                              | 487  | 20,651                              | 2,455   | 18,196                   | 15,354                                       | -                                   | 723                             | -   | 16,077        | 2,096                           | 7             | -                                      | 2,103         | 16   | -                                    | -             | -                                       | 16  |       |
| Kentucky        | 20,049                              | -20  | 20,029                              | 2,146   | 17,883                   | 14,252                                       | -                                   | 828                             | -   | 15,080        | 2,803                           | -             | -                                      | 2,803         | -  | -                                    | -             | -                                       | -   |       |
| Louisiana       | 13,011                              | 27   | 13,038                              | 2,452   | 10,586                   | 7,919  | 16                                  | 718                             | 699                                       | 9,352         | 360                             | 28            | 846                                    | 1,234         | -  | -                                    | -             | -                                       | -   |       |
| Maine           | 8,975                               | 396  | 9,371                               | 723   | 8,648                    | 6,911  | 10                                  | 297                             | 641                                       | 7,859         | 623                             | 166           | -                                      | 789           | -  | -                                    | -             | -                                       | -   |       |
| Maryland        | 29,660                              | 24   | 29,684                              | 2,398   | 27,286                   | 13,183                                       | -                                   | 4,840                           | 3,314                                     | 21,337        | 2,110                           | 3,800         | 39                                     | 5,949         | -  | -                                    | -             | -                                       | -   |       |
| Massachusetts   | 25,270                              | -2,415   | 22,855                              | 6,028   | 16,827                   | 11,133                                       | 10/ 808                             | 1,681                           | -   | 13,622        | 2,568                           | 637           | -                                      | 3,205         | -  | -                                    | -             | -                                       | -   |       |
| Michigan        | 72,493                              | 702  | 73,195                              | 6,903   | 66,292                   | 28,349                                       | 28                                  | 984                             | 4,433                                     | 33,794        | 21,831                          | 10,667        | -                                      | 32,498        | -  | -                                    | -             | -                                       | -   |       |
| Minnesota       | 38,717                              | -13,940  | 24,777                              | 3,898   | 20,879                   | 15,295                                       | -                                   | 890                             | 570                                       | 16,755        | 2,406                           | 746           | -                                      | 3,152         | 972  | -                                    | -             | -                                       | 972   |       |
| Mississippi     | 12,057                              | -178   | 11,879                              | 984   | 10,895                   | 8,370  | -                                   | 2,467                           | -   | 8,370         | 8,370                           | -             | -                                      | 8,370         | -  | 8                                    | 50            | -                                       | 58  |       |
| Missouri        | 34,681                              | -126   | 34,555                              | 2,277   | 32,278                   | 30,259                                       | -                                   | 1,554                           | 345                                       | 32,158        | 34                              | -             | 86                                     | 120           | -  | -                                    | -             | -                                       | -   |       |
| Montana         | 8,172                               | -  | 8,172                               | 738   | 7,434                    | 2,820  | 2                                   | 1,214                           | -   | 4,036         | 3,318                           | 80            | -                                      | 3,398         | -  | -                                    | -             | -                                       | -   |       |
| Nebraska        | 12,730                              | -125   | 12,605                              | 814   | 11,791                   | 4,479  | -                                   | 1,362                           | -   | 5,841         | 4,100                           | 1,850         | -                                      | 5,950         | -  | -                                    | -             | -                                       | -   |       |
| Nevada          | 3,687                               | -41  | 3,646                               | 370   | 3,276                    | 2,998  | -                                   | 166                             | -   | 3,164         | 112                             | -             | -                                      | 112           | -  | -                                    | -             | -                                       | -   |       |
| New Hampshire   | 6,130                               | -46  | 6,084                               | 1/ 387  | 5,697                    | 5,383  | -                                   | 82                              | -   | 5,465         | 232                             | -             | -                                      | 232           | -  | -                                    | -             | -                                       | -   |       |
| New Jersey 9/   | 63,734                              | 761  | 64,495                              | 11,733  | 52,762                   | 32,462                                       | 892                                 | 2,183                           | 989                                       | 36,526        | 3,748                           | 2,834         | 932                                    | 7,514         | 1,815  | 6,629                                | -             | 278                                     | 8,722   |       |
| New Mexico      | 10,320                              | -99  | 10,221                              | 987   | 9,234                    | 3,374  | -                                   | 297                             | -   | 3,671         | 2,999                           | 800           | -                                      | 3,799         | 386  | -                                    | 1,378         | -                                       | 1,764   |       |
| New York 2/     | 135,282                             | -545   | 134,697                             | 13,655  | 121,042                  | 62,126                                       | 10/ 6,708                           | 2,443                           | 5,689                                     | 77,006        | 26,244                          | 7,460         | -                                      | 33,704        | 2,542  | 7,790                                | -             | -                                       | 10,332  |       |
| North Carolina  | 31,985                              | 13   | 31,998                              | 2/ 1,942  | 30,056                   | 28,925                                       | 31                                  | 1,334                           | -   | 29,890        | (3/)                            | -             | -                                      | 166           | -  | -                                    | -             | -                                       | 166   |       |
| North Dakota    | 9,625                               | 5  | 9,630                               | 624   | 9,006                    | 5,557  | -                                   | 85                              | -   | 5,642         | 3,354                           | -             | -                                      | 3,364         | -  | -                                    | -             | -                                       | -   |       |
| Ohio            | 92,770                              | -4,494   | 88,276                              | 9,003   | 79,273                   | 15,247                                       | 2                                   | 8,130                           | -   | 23,379        | 42,164                          | 13,730        | -                                      | 55,894        | -  | -                                    | -             | -                                       | -   |       |
| Oklahoma        | 34,417                              | -7   | 34,410                              | 1,194   | 33,216                   | 12,901                                       | -                                   | 12,901                          | -   | 15,819        | 5,227                           | 2,113         | -                                      | 8,340         | -  | -                                    | 9,057         | -                                       | 9,057   |       |
| Oregon          | 27,140                              | -325   | 26,815                              | 3,190   | 23,625                   | 12,304                                       | 156                                 | 1,356                           | 2,233                                     | 16,049        | 4,619                           | 2,582         | -                                      | 7,201         | -  | -                                    | -             | 375                                     | 375   |       |
| Pennsylvania    | 82,089                              | -  | 82,089                              | 5,864   | 76,225                   | 69,261                                       | -                                   | 4,607                           | 2,118                                     | 76,194        | 31                              | -             | -                                      | 31            | -  | -                                    | -             | -                                       | -   |       |
| Rhode Island 9/ | 6,436                               | -  | 6,436                               | 745   | 5,691                    | 4,259  | 35                                  | 210                             | 436                                       | 4,940         | 57                              | 45            | -                                      | 102           | 106  | 543                                  | -             | -                                       | 649   |       |
| South Carolina  | 9,055                               | 38   | 9,093                               | 1,256   | 7,837                    | 5,453  | 6                                   | 396                             | 1,354                                     | 7,209         | -                               | -             | -                                      | -             | -  | -                                    | 628           | -                                       | 628   |       |
| South Dakota    | 10,011                              | 39   | 10,050                              | 200   | 9,850                    | 5,380  | -                                   | 131                             | -   | 5,511         | 3,818                           | 521           | -                                      | 4,339         | -  | -                                    | -             | -                                       | -   |       |
| Tennessee       | 26,049                              | -16  | 26,033                              | 1,591   | 24,442                   | 12,692                                       | 112                                 | 2,804                           | -   | 15,608        | 4,282                           | -             | -                                      | 4,282         | 1,349  | 3,203                                | -             | -                                       | 4,552   |       |
| Texas           | 114,106                             | -61  | 114,045                             | 6,675   | 107,370                  | 70,295                                       | -                                   | 3,347                           | -   | 73,642        | 24,607                          | -             | -                                      | 24,607        | 3,977  | -                                    | -             | 5,144                                   | 9,121   |       |
| Utah            | 5,340                               | 5  | 5,345                               | 735   | 4,610                    | 1,770  | -                                   | 122                             | -   | 1,892         | 1,567                           | 1,151         | -                                      | 2,718         | -  | -                                    | -             | -                                       | -   |       |
| Vermont         | 5,997                               | 6  | 6,003                               | 383   | 5,620                    | 2,816  | -                                   | 223                             | 625                                       | 3,862         | 1,739                           | 99            | -                                      | 1,838         | -  | -                                    | -             | -                                       | -   |       |
| Virginia        | 23,763                              | 330  | 24,093                              | 3,295   | 20,798                   | 18,936                                       | -                                   | 1,466                           | -   | 20,402        | -                               | 396           | -                                      | 396           | -  | -                                    | -             | -                                       | -   |       |
| Washington      | 36,518                              | -  | 36,518                              | 3,259   | 33,259                   | 13,601                                       | 59                                  | 2,347                           | -   | 16,007        | 49                              | 5             | -                                      | 54            | 836  | -                                    | 2,694         | 13,668                                  | 8/ 17,198                                     |       |
| West Virginia   | 20,343                              | -1   | 20,342                              | 992   | 19,350                   | 15,956                                       | -                                   | 359                             | 3,035                                     | 19,350        | (3/)                            | -             | -                                      | -             | -  | -                                    | -             | -                                       | -   |       |
| Wisconsin       | 38,983                              | -1   | 38,982                              | 3,299   | 35,683                   | 17,318                                       | 214                                 | 2,145                           | 163                                       | 19,840        | 9,054                           | 4,713         | -                                      | 13,767        | -  | -                                    | 2,076         | -                                       | 8/ 2,076                                      |       |
| Wyoming         | 5,185                               | 46   | 5,231                               | 822   | 4,409                    | 4,140  | -                                   | 269                             | -   | 4,409         | -                               | -             | -                                      | -             | -  | -                                    | -             | -                                       | -   |       |
| Dist. of Col.   | 9,005                               | -1   | 9,004                               | 681   | 8,323                    | -  | -                                   | -                               | -   | -             | -                               | 2,492         | -                                      | 2,492         | 2,177  | 3,654                                | -             | -                                       | 5,831   |       |
| Total           | 1,661,685                           | -11,846  | 1,649,839                           | 165,680   | 1,484,159                | 796,562                                      | 9,802                               | 101,536                         | 42,766                                    | 980,666       | 255,237                         | 74,113        | 4,727                                  | 334,077       | 15,562   | 50,378                               | 92,869        | 40,607                                  | 199,416                                       |       |

Highway Statistics, 1957

1/ Collection expenses in many States include service charges deducted by county and local collectors. See Tables SP-9 and 10 for details of amounts included in this column. Amounts shown for New Hampshire and North Carolina include \$26,000 and \$46,000 respectively for administration of motor-fuel tax laws.

2/ Motor-vehicle revenues are either dedicated for specific purposes or placed with other highway-user revenues in a common fund from which a distribution is made. This table includes both specific dedications and pro rata motor-vehicle revenue portion of the amounts distributed from the common fund.

3/ Allotments for construction and maintenance of county roads under State control are included with those for State highways as follows: Alabama \$409,000, Delaware (amount not segregated), North Carolina \$14,301,000, West Virginia \$7,499,000.

4/ In many States, the funds under "bounty and other local roads" may ultimately have been used in part for city streets or service of obligations for local roads. Funds allotted for city streets forming urban extensions of State highway systems are included in allotments for State highway purposes.

5/ The amounts shown do not necessarily constitute diversions from highway use requiring a penalty under the Bayden-Cartwright Act of 1934. Such diversions can be determined only after analysis in the light of State laws in force in 1934. For Table MW-3, gross nonhighway allocations of motor-vehicle and motor-carrier revenues were

offset, in the following amounts, against appropriations for highways out of State general funds: Calif. \$9,990,000, Conn. \$448,000, Ill. \$682,000, Iowa \$2,678,000, La. \$42,000, Mass. \$106,000, Mich. \$2,966,000, Minn. \$320,000, Miss. \$81,000, Mont. \$203,000, Neb. \$1,651,000, N. Mex. \$289,000, N. Dak. \$1,018,000, Okla. \$14,721,000, S. Dak. \$93,000, Tenn. \$3,086,000, Tex. \$15,000,000, Wash. \$59,000, W. Va. \$154,000.

6/ Includes motor-carrier revenues in the following States: Colo. \$56,000, Fla. \$179,000, Ga. \$18,000, Kans. \$16,000, N. Mex. \$386,000, N. Y. \$1,480,000, R. I. \$2,000, Tenn. \$133,000, Tex. \$158,000, D. C. \$335,000.

7/ Allocations to county or other local general funds may have been used in part for highways, but such amounts were not reported.

8/ The nonhighway allocations of "vehicle license fees" in California and "motor-vehicle excise taxes" in Washington (see Table MW-2, footnote 7), and registration fees in Wisconsin were in lieu of personal property taxes formerly imposed on motor vehicles.

9/ In Delaware, New Jersey, New York, and Rhode Island, motor-vehicle revenues were placed in the State general fund, where they were made available for highway and other purposes as indicated herein.

10/ For parkways and boulevards in Massachusetts and New York.

## SUMMARY OF STATE MOTOR-VEHICLE REGISTRATION FEE SCHEDULES <sup>1/</sup>

TABLE MW-103  
SHEET 1 OF 6  
2/ STATUS AS OF JANUARY 1, 1959

Based on reports of State authorities

| STATE       | 1. AUTOMOBILES  |                                 |        |                                       | 2. SINGLE-UNIT TRUCKS   |  |  |                                       |        |
|-------------|---|---------------------------------|--------|---------------------------------------|---|--|--|---------------------------------------|--------|
|             | FEE BASIS   | APPROXIMATE RANGE <sup>3/</sup> |        | FEE FOR TYPICAL VEHICLE <sup>4/</sup> | FEE BASIS   | APPROXIMATE FEE RANGE <sup>5/</sup>  |  | FEE FOR TYPICAL VEHICLE <sup>7/</sup> |        |
|             |   | FROM                            | TO     |                                       |   | REGULAR REGISTRATION   | SPECIAL RATES FOR FARM TRUCKS <sup>6/</sup>  | NON-FARM                              | FARM   |
| Alabama     | Flat fee  | \$3.00                          | \$3.00 | \$3.00                                | Manufacturers rated capacity  | \$15.00 for less than 1 ton to \$400.00 for 5 to 6 tons. Non-taxed fuel users pay \$265.00 for less than 1 ton to \$1500.00 for 5 to 6 tons.   | \$3.00 for farm and other pickup trucks where there is no other means of conveyance available to the owner   | \$22.50                               | \$3.00 |
| Arizona     | Flat fee  | 4.00                            | 4.00   | 4.00                                  | Flat fee plus empty weight and number of axles  | \$4.00 plus weight fee of \$2.00 for vehicles under 2,900 pounds and from 35 cents per cwt. for 2-axle trucks weighing 2,900 pounds to \$1.60 per cwt. for 3-axle trucks weighing 12,000 pounds and over   | -  | 31.00                                 | 31.00  |
| Arkansas    | Horsepower and gross weight: 6-1/4 cents per horsepower plus 27-1/2 cents to 32-1/2 cents per cwt.  | 12.84                           | 20.40  | 14.10                                 | Gross weight groups   | \$12.00 for less than 5,000 pounds to \$450.00 over 60,000 pounds. \$12.00 for trucks having rated capacity of 1/2 ton or less, regardless of weight   | \$12.00 for less than 5,000 pounds to \$50.00 for 17,000 pounds and over   | 49.00                                 | 42.00  |
| California  | Flat fee  | 8.00                            | 8.00   | 8.00                                  | Flat fee plus empty weight groups and axles   | \$8.00 flat fee plus \$14.00 for 3,000-4,000 pounds for two axles to \$267.00 over 15,000 pounds for three axles   | -  | 48.00                                 | 48.00  |
| Colorado    | 2,600 pounds or less-\$5.00; 4,500 pounds or less-\$5.00 plus 15 cents per cwt. of weight over 2,600 pounds; more than 4,500 pounds-\$7.85 plus 60 cents per cwt. of weight over 4,500 pounds | 5.45                            | 7.70   | 5.75                                  | Empty weight <sup>8/</sup>  | 4,000 pounds or less \$8.75; over 4,000 pounds and less than 4,500 pounds \$8.75 plus 75 cents per cwt. of weight over 4,000 pounds; more than 4,500 pounds a flat fee of \$17.50. (Intra-city and Metropolitan Vehicles are entered on separate schedules <sup>9/</sup> ) | 4,000 pounds or less \$7.00; 10,500 pounds or less \$7.00 plus 45 cents per cwt. of weight over 4,000 pounds more than 10,500 pounds \$36.25 plus \$1.05 per cwt. of weight over 10,500 pounds | 17.50                                 | 13.75  |
| Connecticut | Flat fee  | 8.00                            | 8.00   | 8.00                                  | Gross weight  | 30 cents per cwt. up to 20,000 pounds; 40 cents per cwt. from 20,001 to 30,000 pounds; 50 cents per cwt. from 30,001 pounds and up. Minimum \$10.00  | \$3.00 for each motor vehicle used exclusively for farming purposes and operated on highways within seven miles of the farm  | 42.00                                 | 3.00   |
| Delaware    | Empty weight groups: \$10.00 for 4,000 pounds or less and \$16.00 over 4,000 pounds   | 10.00                           | 16.00  | 10.00                                 | Gross weight  | \$1.75 per 500 pounds for first 5,000 pounds and \$2.30 for each additional 500 pounds   | One half of regular fee. Minimum \$11.50   | 58.90                                 | 29.45  |
| Florida     | Empty weight groups: \$5.00 for 2,000 pounds or less to \$25.00 for 4,500 pounds and over   | 15.00                           | 20.00  | 15.00                                 | Empty weight  | 50 cents per cwt. for 2,050 pounds or less to \$1.10 per cwt. over 5,050 pounds  | -  | 59.66                                 | 59.66  |
| Georgia     | Empty weight groups: \$3.00 for 3,000 pounds or less and of a model not later than 1954 to \$15.00 over 4,000 pounds  | 5.00                            | 15.00  | 7.50                                  | Manufacturers rated capacity  | \$5.00 for less than 1 ton to \$1,000.00 for 10 tons or over   | -  | 15.00                                 | 15.00  |
| Idaho       | Age groups: \$7.50 for vehicles over eight years old to \$17.50 for vehicles one and two years old  | 12.50                           | 12.50  | 12.50                                 | Gross weight and age groups <sup>9/</sup>   | 6,000 pounds or less: \$10.00 for vehicles 7 years old and older, \$17.50 for other vehicles to \$100.00 for vehicles 38,000 pounds and over   | (9/)   | 30.00                                 | 30.00  |
| Illinois    | Horsepower groups: \$6.50 for 25 horsepower or less to \$22.00 over 50 horsepower   | 6.50                            | 22.00  | 10.50                                 | Flat fee plus: fee based on gross weight; or lower fee based on gross weight with mileage tax | \$5.00 flat fee plus: \$5.00 for gross weight of 3,000 pounds or less to \$635.00 for 36,001 to 41,000 pounds or \$2.50 for gross weight of 3,000 pounds or less to \$317.50 for 36,001 to 41,000 pounds with per mile taxes on mileage exceeding stipulated amounts       | -  | 86.00                                 | 86.00  |
| Indiana     | Empty weight and horsepower groups: \$7.00 for less than 2,500 pounds, and less than 25 horsepower to \$12.00 for 3,500 pounds or more, and 25 horsepower or more                             | 8.00                            | 12.00  | 11.00                                 | Gross weight groups   | \$9.00 for 4,000 pounds or less to \$200.00 over 34,000 pounds   | -  | 35.00                                 | 35.00  |
| Iowa        | Empty weight and value: 40 cents per cwt. plus one percent of value fixed by Department of Public Safety. Minimum \$10.00   | 21.60                           | 55.60  | 26.80                                 | Gross weight groups   | \$25.00 for 3 tons or less to \$265.00 for 12 tons, plus \$25.00 for each additional ton   | -  | 95.00                                 | 95.00  |
| Kansas      | Empty weight: \$6.50 first 2,050 pounds plus 35 cents per cwt. over 2,050 pounds  | 9.65                            | 14.90  | 10.70                                 | Gross weight groups   | \$15.00 for 8,000 pounds or less to \$225.00 for over 60,000 pounds (regular operation). \$15.00 for 12,000 pounds or less to \$375.00 for over 60,000 pounds. (local operation within 25 mile radius of place of ownership or if driven less than 6,000 miles per year)   | \$8.50 for 6,000 pounds or less to \$50.00 for over 24,000 pounds  | 50.00                                 | 15.00  |
| Kentucky    | Flat fee  | 4.50                            | 4.50   | 4.50                                  | Gross weight groups   | \$10.00 for 5,000 pounds or less to \$250.00 for 59,640 pounds. Trucks over 18,000 pounds \$67.00 to \$300.00 additional   | \$4.50 for 22,000 pounds or less. Trucks over 22,000 must pay regular fee  | 32.00                                 | 4.50   |
| Louisiana   | Flat fee  | 3.00                            | 3.00   | 3.00                                  | Gross weight groups per load-carrying axle  | \$10.00 for less than 3,500 pounds on load carrying axle to \$140.00 for up to 18,000 pounds per load carrying axle  | \$3.00 for axle loads up to 6,000 pounds to \$10.00 for axle loads from 6,001 to 18,000 pounds   | 60.00                                 | 10.00  |
| Maine       | Horsepower groups: \$10.00 for 17 horsepower or less to \$16.00, 31 horsepower and over   | 12.00                           | 16.00  | 14.00                                 | Gross weight groups   | \$15.00 for 6,000 pounds or less to \$455.00 for 60,000 pounds   | \$21.00 for 9,001 pounds to \$64.00 for 18,000 pounds  | 60.00                                 | 32.00  |

Motor Vehicles

SUMMARY OF STATE MOTOR-VEHICLE REGISTRATION FEE SCHEDULES

TABLE MF-103  
SHEET 2 OF 6  
2/ STATUS AS OF JANUARY 1, 1959

Based on reports of State authorities

| STATE          | 1. AUTOMOBILES   |  | APPROXIMATE RANGE 3/ |         | FEE FOR PHYSICAL VEHICLE 4/ | FEE BASIS  | REGULAR REGISTRATION   |   | SPECIAL RATES FOR PARM TRUCKS 6/ |         | FEE FOR PHYSICAL VEHICLE 1/ |      |
|----------------|--|--|----------------------|---------|-----------------------------|--|--|---|----------------------------------|---------|-----------------------------|------|
|                | FEE BASIS  |  | FROM                 | TO      |                             |  | APPROXIMATE FEE RANGE 5/   |   | NON-FARM                         | FARM    | NON-FARM                    | FARM |
| Maryland       | Empty weight groups: \$10.00 for 3,700 pounds or less to \$15.00 over 3,700 pounds   |  | \$10.00              | \$15.00 | \$10.00                     | Chassis weight groups, with gross weight limits, or manufacturers rated capacity | \$12.00 for three-quarter ton or less manufacturers rated capacity. Others \$15.00 for 2,500 pounds chassis weight (maximum gross weight 10,000 pounds); \$13.00 for 2,501 pounds to 5,000 pounds chassis weight (maximum gross weight 25,000 pounds); over 5,000 pounds chassis weight, regular fee | \$12.00 for over three-quarter ton and not over 2,500 pounds chassis weight (maximum gross weight 10,000 pounds); \$13.00 for 2,501 pounds to 5,000 pounds chassis weight (maximum gross weight 25,000 pounds); over 5,000 pounds chassis weight, regular fee | \$75.00                          | \$13.00 |                             |      |
| Massachusetts  | Horsepower groups: \$4.50 for less than 30 horsepower to \$11.50 for 50 horsepower and over  |  | 4.50                 | 11.50   | 6.50                        | Gross weight   | \$3.00 per 1,000 pounds. Minimum \$2.00  | \$6.00 for registration certificate and \$5.00 for each pair of number plates which can be used interchangeably by owner's vehicles. Restricted to 20-mile radius of owner's farm   | 12.00                            | 12.00   |                             |      |
| Michigan       | Empty weight: 35 cents per cwt.  |  | 10.15                | 15.40   | 11.20                       | Empty weight   | 50 cents per cwt. for pickups under 4,000 pounds, all others, 70 cents per cwt. under 2,500 pounds, to \$2.25 per cwt. over 15,000 pounds  | 50 cents per cwt.   | 59.40                            | 27.00   |                             |      |
| Minnesota      | Shipping weight and age groups: \$5.00 for less than 800 pounds to \$75.00 for over 5,000 pounds. Fee reduced with age, with minimum fee for each weight and age group 10/   |  | 18.52                | 46.32   | 21.04                       | Gross weight and age groups 10/  | \$25.00 for 7,000 pounds or less to \$1,038.50 for 75,000 pounds plus \$34.50 per ton, over 75,000 pounds. Fee reduced with age, with minimum fee for each weight and age group 10/  | 60 cents per cwt. of empty weight, minimum \$20.00. Fee reduced with age, with minimum fee for each weight and age group 10/  | 50.65                            | 27.47   |                             |      |
| Mississippi    | Empty weight and horsepower plus flat fee: 30 cents per cwt. plus 10 cents per horsepower, less ten percent for prior registrations not to exceed five; plus \$2.00 tag fee  |  | 12.02                | 17.33   | 13.19                       | Flat fee plus gross weight groups  | \$2.00 tag fee plus \$5.00 for 5,000 pounds or less to \$375.00 for 99,000 pounds  | \$2.00 tag fee plus \$5.00 for 5,000 pounds or less to \$216.00 for 99,000 pounds   | 50.00                            | 26.40   |                             |      |
| Missouri       | Horsepower groups: \$5.00 for less than 12 horsepower to \$37.50 for 72 horsepower and over  |  | 8.50                 | 25.00   | 11.00                       | Gross weight groups  | \$20.00 for 6,000 pounds or less to \$200.00 over 60,010 pounds. Operation within 25 miles of residence, \$15.00 for 6,000 pounds or less to \$235.00 over 60,010 pounds   | \$15.00 for 6,000 pounds or less to \$235.00 over 60,010 pounds   | 50.00                            | 20.00   |                             |      |
| Montana        | Empty weight groups: \$5.00 for 2,850 pounds or less and \$10.00 for 2,851 pounds and over   |  | 10.00                | 10.00   | 10.00                       | Flat fee plus gross weight fee   | \$10.00 plus gross weight fee varying from \$5.00 on 6,000 pounds to \$435.00 for 42,000 pounds, gross weight. \$50.00 increase per ton for each ton over 42,000 pounds  | \$10.00 plus 20 percent of gross vehicle weight fee schedule with minimum fee of \$4.00   | 26.00                            | 14.00   |                             |      |
| Nebraska       | Flat fee   |  | 8.00                 | 8.00    | 8.00                        | Lead to be hauled  | \$12.50 for one-half ton to \$295.00 for 25 tons   | \$8.00 for three-quarter ton or less to \$130.00 for 7 tons, manufacturers rated capacity   | 106.25                           | 12.00   |                             |      |
| Nevada         | Flat fee   |  | 5.50                 | 5.50    | 5.50                        | Empty weight   | \$5.50 for 1,500 pounds or less, 50 cents per cwt. for vehicles over 3,500 pounds  |   | 27.12                            | 27.12   |                             |      |
| New Hampshire  | Gross weight groups: \$12.00 for 3,500 pounds or less; \$15.00 for 3,501 to 4,200 pounds; \$19.50 for 4,201 to 5,000 pounds; \$25.00 for 5,001 to 6,000 pounds; 50 cents per cwt. for 6,001 to 8,000 pounds; 60 cents per cwt. for 8,001 pounds and over |  | 15.50                | 25.00   | 19.50                       | Gross weight   | 35 cents per cwt. for 4,000 pounds or less to 60 cents per cwt. over 8,000 pounds. Minimum \$15.00   | \$25.00 for 16,000 pounds or less. Regular fee over 16,000 pounds   | 84.00                            | 25.00   |                             |      |
| New Jersey     | Shipping weight: less than 2,700 pounds \$10.00, 2,700 pounds to 3,800 pounds \$15.00 over 3,800 pounds \$25.00  |  | 15.00                | 25.00   | 15.00                       | Gross weight groups  | \$10.00 for 1,000 pounds or less to \$240.00 for 40,000 pounds   | One-half regular fee  | 75.00                            | 37.50   |                             |      |
| New Mexico     | Empty weight and age: \$5.00 for 2,400 pounds plus 50 cents per cwt. over 2,400 if registered at least 4 years. \$18.00 for 2,400 pounds plus \$2.00 per cwt. over 2,400 if registered not more than 1 year  |  | 12.00                | 27.00   | 15.00                       | Chassis weight and age   | then registered for past 4 years: \$5.00 for less than 1,500 pounds plus 50 cents per cwt. over 1,600 pounds. If registered less than 2 years: \$50.00 for over 4,400 pounds plus \$2.60 per cwt. over 4,400 pounds  |   | 51.00                            | 51.00   |                             |      |
| New York       | Shipping weight: 50 cents per cwt. for 3,200 pounds or less plus 75 cents per cwt. over 3,200 pounds. Minimum \$8.00. 6 or more cylinders minimum \$10.00  |  | 14.50                | 24.25   | 16.00                       | Gross weight 11/   | \$2.50 per 500 pounds  | \$1.75 per 500 pounds   | 70.00                            | 49.00   |                             |      |
| North Carolina | Empty weight groups: \$10.00 for 3,500 pounds or less to \$15.00 over 4,500 pounds, plus \$1.00 safety education fee   |  | 11.00                | 13.00   | 11.00                       | Gross weight   | 30 cents per cwt. for 4,500 pounds or less to 80 cents per cwt. over 16,000 pounds. Minimum \$12.00, plus \$1.00 safety education fee.   | One-half regular fee. Minimum \$10.00, plus \$1.00 safety education fee   | 99.00                            | 50.00   |                             |      |
| North Dakota   | Empty weight groups and age: \$16.50 for 2,392 pounds or less to \$203.50 for 9,000 pounds and over (schedule also applies to buses). Fee reduced with age   |  | 22.00                | 39.75   | 26.50                       | Gross weight groups and age  | \$15.75 for 4,000 pounds or less to \$800.00 for 70,000 pounds. Fee reduced with age of vehicle  |   | 33.75                            | 33.75   |                             |      |
| Ohio           | Flat fee   |  | 10.00                | 10.00   | 10.00                       | Empty weight 12/   | 65 cents per cwt. for 2,000 pounds to \$3.25 per cwt. over 42,000 pounds. Minimum \$9.00   | 50 cents per cwt. for 3,000 pounds to \$2.25 per cwt. over 10,000 pounds. Minimum \$10.00   | 129.60                           | 48.60   |                             |      |

# SUMMARY OF STATE MOTOR-VEHICLE REGISTRATION FEE SCHEDULES <sup>1/</sup>

TABLE MV-103  
SHEET 3 OF 6  
2/ STATUS AS OF JANUARY 1, 1959

Based on reports of State authorities

| STATE          | 1. AUTOMOBILES  |                                 |         |                                       | 2. SINGLE-UNIT TRUCKS                   |  |   |                                       |         |
|----------------|---|---------------------------------|---------|---------------------------------------|---|--|---|---------------------------------------|---------|
|                | FEE BASIS   | APPROXIMATE RANGE <sup>3/</sup> |         | FEE FOR TYPICAL VEHICLE <sup>4/</sup> | FEE BASIS                               | APPROXIMATE FEE RANGE <sup>5/</sup>  |   | FEE FOR TYPICAL VEHICLE <sup>7/</sup> |         |
|                |   | FROM                            | TO      |                                       |   | REGULAR REGISTRATION   | SPECIAL RATES FOR FARM TRUCKS <sup>6/</sup>   | NON-FARM                              | FARM    |
| Oklahoma       | Value and age: \$19.50 for factory delivered price of \$600.00 or less, plus \$1.50 per \$100.00 over \$600.00. Fee for second through tenth year, 90 percent of previous year's fee. Over ten years, \$5.50 for factory delivered price of \$649.99 or less to \$24.73 for \$3,549.99 plus 60 cents per \$100.00 over \$3,549.99 | \$25.29                         | \$55.90 | \$27.47                               | Gross weight groups and age             | \$20.50 for 5,500 pounds or less to \$495.50 for 66,000 pounds. Fee reduced after fifth year on vehicles of 15,000 pounds or less. Minimum \$10.50   | \$15.50 for less than one ton manufacturers rated capacity to \$50.50 for two tons. Fee reduced with age of vehicle. Regular fee over two tons  | \$95.50                               | \$18.42 |
| Oregon         | Flat fee  | 10.00                           | 10.00   | 10.00                                 | Flat fee or empty weight <sup>13/</sup> | \$10.00 for vehicles 6,000 pounds or less gross weight. Vehicles over 6,000 pounds gross weight 50 cents per 100 pounds of empty weight for 3,000 pounds or less, 60 cents per cwt. for vehicles over 3,000 pounds and not over 4,500 pounds; and 70 cents per 100 pounds for vehicles over 4,500 pounds                                     | \$10.00 for vehicles 6,000 pounds or less gross weight. Vehicles over 6,000 pounds gross weight 30 cents per 100 pounds of empty weight for 3,000 pounds or less, 40 cents per 100 pounds for vehicles over 3,000 pounds and not over 4,500 pounds and 50 cents per 100 pounds for vehicles over 4,500 pounds | 37.80                                 | 27.00   |
| Pennsylvania   | Flat fee  | 10.00                           | 10.00   | 10.00                                 | Maximum gross weight <sup>14/</sup>     | \$16.50 for 5,000 pounds or less for two axles, to \$300.00 for 47,000 pounds for three axles  | -   | 55.00                                 | 55.00   |
| Rhode Island   | Gross weight groups: \$8.00 for 2,500 pounds or less to \$23.00 over 6,000 pounds   | 12.00                           | 18.00   | 14.00                                 | Gross weight groups                     | \$12.50 for 3,000 pounds or less to \$240.00 for 48,000 pounds plus \$10.00 per 2,000 pounds over 48,000 pounds  | Special plates issued for farm vehicles. Travel on public highway permissible within 5 miles of farm where vehicle is used  | 56.00                                 | 1.00    |
| South Carolina | Flat fee plus shipping weight: \$1.00 "safety fee" plus \$1.00 first 2,000 pounds and \$1.00 each 500 pounds additional   | 4.00                            | 7.00    | 5.00                                  | Declared maximum load                   | \$1.00 "safety fee" plus weight fee of \$5.00 for one ton or less to \$300.00 for 10 tons plus \$50.00 for each additional ton   | -   | 101.00                                | 101.00  |
| South Dakota   | Empty weight groups and age: \$13.00 for 2,000 pounds or less to \$75.00 over 6,000 pounds. Fee reduced 50 percent when vehicle is 5 or more years old. Additional fee: \$5.00 for 1,501-3,500 pounds to \$10.00 over 4,000 pounds, plus 50 cents for reflectorizing plates   | 22.50                           | 45.50   | 25.50                                 | Chassis weight groups and age           | \$7.50 for 1,500 pounds or less to \$112.50 for 7,000 pounds plus \$50.00 for each additional 1,000 pounds. Fee reduced 50 percent after 5 years. In addition, regardless of vehicle age, \$7.00 for 2,200 pounds or less to \$15.00 for 6,000 pounds, plus \$5.00 for each additional 1,000 pounds, plus 50 cents for reflectorizing plates | -   | 77.50                                 | 77.50   |
| Tennessee      | Empty weight groups: \$9.50 for 3,600 pounds or less and \$13.00 over 3,600 pounds  | 9.50                            | 13.00   | 9.50                                  | Gross weight groups                     | \$25.00 for 8,000 pounds or less to \$25.00 for 55,980 pounds. No higher than \$240.00 for local operation   | \$9.50 for 1/2 ton; \$16.00 for 3/4 and 1 ton; \$22.50 for 8,000 to 14,000 pounds; \$70.00 for 14,000 to 18,000 pounds; \$90.00 for 18,000 to 24,000 pounds   | 45.00                                 | 22.50   |
| Texas          | Empty weight: 30.8 cents per cwt. for 2,000 pounds or less to 55 cents per cwt. over 4,500 pounds   | 11.88                           | 24.75   | 13.07                                 | Gross weight                            | 44 cents per cwt. for 6,000 pounds or less to 99 cents per cwt. over 31,000 pounds. Diesel pay 11 percent additional   | One-half of regular fee   | 100.10                                | 50.05   |
| Utah           | Flat fee  | 5.00                            | 5.00    | 5.00                                  | Gross laden weights                     | \$7.50 for 6,000 pounds or less to \$520.00 for 75,001 pounds and over   | -   | 35.00                                 | 35.00   |
| Vermont        | Flat fee  | 30.00                           | 30.00   | 30.00                                 | Gross weight                            | \$8.60 per thousand pounds for 8,000 pounds or less to \$12.90 per thousand pounds for 50,000 pounds or over. (Light trucks of less than 1,500 pounds capacity may be registered for passenger car fee.) Non-gasoline, one and three quarters times regular fee  | \$32.00 for 16,000 pounds or less. \$40.00 if over 16,000 pounds but not over 20,000 pounds. Regular fee over 20,000 pounds   | 153.30                                | 32.00   |
| Virginia       | Flat fee  | 10.00                           | 10.00   | 10.00                                 | Gross weight                            | \$12.00 for 10,000 pounds or less \$1.30 per 1,000 pounds for 10,001 pounds to \$7.50 per 1,000 pounds for 56,800 pounds   | -   | 19.50                                 | 19.50   |
| Washington     | Flat fee  | 6.50                            | 6.50    | 6.50                                  | Flat fee, plus gross weight groups      | \$6.50 flat fee plus \$4.50 for less than 4,000 pounds to \$370.00 for 36,000 pounds   | \$6.50 plus half of weight fee for vehicles weighing less than 13 tons. Regular fee 13 tons and over  | 31.50                                 | 19.00   |
| West Virginia  | Empty weight: \$11.00 first 2,000 pounds plus 60 cents per cwt. over 2,000 pounds   | 16.40                           | 25.40   | 18.20                                 | Gross weight groups                     | \$17.50 for 4,000 pounds or less to \$62.00 for 16,001 pounds plus 75 cents per cwt. over 16,000 pounds  | -   | 44.00                                 | 44.00   |
| Wisconsin      | Flat fee  | 16.00                           | 16.00   | 16.00                                 | Gross weight groups                     | \$16.00 for 3,000 pounds or less to \$875.00 for 68,000 pounds   | \$10.00 for 5 tons or less. One-fourth regular fee over 5 tons  | 140.00                                | 35.00   |
| Wyoming        | Flat fee  | 7.50                            | 7.50    | 7.50                                  | Empty weight groups <sup>15/</sup>      | \$1.00 for 1,000 pounds or less to \$30.00 for 6,000 pounds or over  | -   | 15.00                                 | 15.00   |
| Dist. of Col.  | Empty weight groups: \$22.00 for 3,499 pounds or less; \$32.00 for 3,500 pounds and over  | 22.00                           | 32.00   | 22.00                                 | Empty weight groups                     | \$40.00 for not over 2,999 pounds to \$202.00 for 16,000 pounds and over, non-gasoline powered vehicles pay double registration fee  | -   | 60.00                                 | 60.00   |

501811 O-58-5

Motor Vehicles

SUMMARY OF STATE MOTOR-VEHICLE REGISTRATION FEE SCHEDULES<sup>1/</sup>TABLE MV-103  
SHEET 4 OF 6

Based on reports of State authorities

2/ STATUS AS OF JANUARY 1, 1959

| STATE         | 3. TRACTOR TRUCKS   |  | 4. SEMITRAILERS <sup>16/</sup>                                |  | TYPICAL VEHICLE <sup>17/</sup> |              |             |
|---------------|---|--|---|--|--------------------------------|--------------|-------------|
|               | FEE BASIS   | APPROXIMATE FEE RANGE  | FEE BASIS   | APPROXIMATE FEE RANGE  | TRACTOR TRUCK <sup>18/</sup>   | SEMI-TRAILER | COMBINATION |
| Alabama       | Manufacturers rated capacity  | \$15.00 for less than one ton to \$400.00 for five to six tons<br>Non-taxed fuel users pay \$265.00 for less than one ton to \$1,500.00 for five to six tons   | -   | 50 percent of fee of drawing vehicle   | \$100.00                       | \$50.00      | \$150.00    |
| Arizona       | Flat fee plus empty weight and axles  | \$4.00 plus weight fee of \$2.00 for vehicles under 2,900 pounds and from 35 cents per cwt. for 2-axle trucks weighing 2,900 pounds to \$1.60 per cwt. for 3-axle trucks weighing 12,000 pounds and over   | Flat fee plus empty weight and axles                          | Same schedule as for tractor trucks  | 65.50                          | 51.45        | 116.95      |
| Arkansas      | Gross weight of combination   | \$12.00 for less than 5,000 pounds to \$450.00 over 60,000 pounds  | -   | Registered with tractor, plus \$5.00 flat fee  | 200.00                         | 5.00         | 205.00      |
| California    | Flat fee plus empty weight and axle groups  | \$8.00 flat fee plus \$14.00 for 3,000-4,000 pounds for 2 axles to \$267.00 over 15,000 pounds for 3 axles   | Flat fee plus empty weight groups                             | \$8.00 flat fee, plus \$11.00 for 2,000-3,000 pounds to \$267.00 over 15,000 pounds  | 88.00                          | 108.00       | 196.00      |
| Colorado      | Empty weight  | 4,000 pounds or less \$8.75; over 4,000 pounds and less than 4,500 pounds \$8.75 plus 75 cents per cwt. of weight over 4,000 pounds; more than 4,500 pounds a flat fee of \$17.50. (Intra-city and Metropolitan Vehicles are entered on separate schedules 8/)           | Empty weight  | Under 1,200 pounds \$2.00. 1,200 pounds and over \$5.00  | 17.50                          | 5.00         | 22.50       |
| Connecticut   | Gross weight of combination   | 30 cents per cwt. up to 20,000 pounds; 40 cents per cwt. from 20,001 to 30,000 pounds; 50 cents per cwt. from 30,001 pounds and up. Minimum \$10.00  | -   | Registered with tractor. Additional semitrailer \$5.00 flat fee, for each for no more than 3 additional trailers. Semitrailer registered alone or in excess of 3, additional \$50.00 each if gross weight in combination with tractor is 40,000 pounds or less, and \$75.00 each if gross weight of combination exceeds 40,000 pounds. Additional trailers must not have gross weight in excess of that registered in combination with tractor | 200.00                         | -            | 200.00      |
| Delaware      | Gross weight  | \$1.75 per 500 pounds for first 5,000 pounds and \$2.30 for each additional 500 pounds   | Gross weight  | Same schedule as for tractor trucks  | 95.70                          | 77.30        | 173.00      |
| Florida       | Empty weight  | 50 cents per cwt. for 2,050 pounds or less to \$1.10 per cwt. over 5,050 pounds  | Empty weight  | \$2.50 for vehicles weighing 500 pounds or less; 75 cents per cwt. for private and \$1.00 per cwt. for "for hire" for vehicles weighing 501 to 4,050 pounds; \$1.50 per cwt. for private and \$2.00 per cwt. for "for hire" over 4,050 pounds  | 90.20                          | 109.50       | 199.70      |
| Georgia       | Manufacturers rated capacity  | \$5.00 for less than one ton to \$1,000.00 for 10 tons or over   | Empty weight groups   | \$5.00 for 1,000 pounds or less to \$1,000.00 over 14,000 pounds   | 55.00                          | 110.00       | 165.00      |
| Idaho         | Gross weight groups of combination <sup>9/</sup>  | \$10.00 for 6,000 pounds or less to \$100.00 over 38,000 pounds  | Flat fee <sup>9/</sup>  | \$2.00 for any trailer in combination of vehicles other than utility trailers  | 100.00                         | 2.00         | 102.00      |
| Illinois      | Flat fee plus: fee based on gross weight; or lower fee based on gross weight with mileage tax | \$5.00 flat fee plus: \$62.00 for gross weight of 10,001 pounds to \$1,134.00 for 59,001 to 72,000 pounds or \$31.00 for gross weight of 10,001 pounds to \$567.00 for 59,001 to 72,000 pounds with per mile tax on mileage exceeding stipulated amounts                 | -   | Registered with tractor. Additional semitrailer \$10.00 flat fee   | 645.00                         | -            | 645.00      |
| Indiana       | Gross weight of combination   | \$65.00 for 14,000 pounds or less to \$300.00 for 52,000 pounds or more  | -   | Registered with tractor. Additional semitrailer \$25.00 flat fee   | 215.00                         | -            | 215.00      |
| Iowa          | Gross weight of combination   | \$40.00 for six tons or less to \$235.00 for twelve tons, plus \$25.00 for each additional ton   | -   | Registered with tractor, plus \$30.00 if gross weight of combination is twelve tons or less and \$60.00 over twelve tons   | 435.00                         | 60.00        | 495.00      |
| Kansas        | Gross weight of combination   | \$15.00 for 8,000 pounds or less to \$825.00 for over 60,000 pounds (regular operation). \$15.00 for 12,000 pounds or less to \$375.00 for over 60,000 pounds (local operation within 25 mile radius of place of ownership, or if driven less than 6,000 miles per year) | -   | Registered with tractor  | 300.00                         | -            | 300.00      |
| Kentucky      | Gross weight of combination   | \$10.00 for 5,000 pounds or less to \$250.00 for 59,640 pounds. Combination over 18,000 pounds \$67.00 to \$300.00 additional  | -   | Registered with tractor, plus \$19.50 flat fee   | 550.00                         | 19.50        | 569.50      |
| Louisiana     | Gross weight groups per load-carrying axle  | \$10.00 for less than 3,500 pounds on load-carrying axle to \$140.00 for up to 18,000 pounds per load-carrying axle  | Gross weight groups per load-carrying axle                    | Same schedule as for tractor trucks  | 120.00                         | 120.00       | 240.00      |
| Maine         | Gross weight combination  | \$15.00 for 6,000 pounds or less to \$455.00 for 60,000 pounds   | -   | Registered with tractor, plus \$5.00 flat fee  | 321.00                         | 5.00         | 326.00      |
| Maryland      | Gross weight of combination   | \$105.00 for 40,000 pounds gross weight or less to \$215.00 for up to 65,000 pounds gross weight   | Chassis weight groups with gross weight limits <sup>19/</sup> | \$5.00 for up to 300 pounds empty weight (maximum gross weight 3,000 pounds) to \$15.00 for 2-axle semitrailer over 1,000 pounds empty weight (maximum gross weight 10,000 pounds)   | 105.00                         | 10.00        | 115.00      |
| Massachusetts | Gross weight of combination   | \$3.00 per 1,000 pounds; minimum \$24.00, maximum \$180.00. Non-gasoline, \$10.00 per 1,000 pounds; minimum \$80.00 maximum \$500.00   | -   | Registered with tractor, plus \$15.00 flat fee   | 120.00                         | 15.00        | 135.00      |
| Michigan      | Empty weight  | 70 cents per cwt. under 2,500 pounds to \$2.25 cwt. over 10,000 pounds   | Empty weight  | 55 cents per cwt. under 1,000 pounds to \$2.25 per cwt. over 10,000 pounds   | 159.50                         | 142.35       | 302.25      |

TABLE W-103  
SHEET 5 OF 6  
2/ STATUS AS OF JANUARY 1, 1959

SUMMARY OF STATE MOTOR-VEHICLE REGISTRATION FEE SCHEDULES

Based on reports of State authorities

| STATE          | 3. TRACTOR TRUCKS                         |   | 4. SEMITRAILERS 16/            |  | TYPICAL VEHICLE 17/ |              |
|----------------|---|---|--------------------------------|--|---------------------|--------------|
|                | FEE BASIS                                 | APPROXIMATE FEE RANGE   | FEE BASIS                      | APPROXIMATE FEE RANGE  | TRACTOR TRUCK 18/   | SEMI-TRAILER |
| Minnesota      | Gross weight of combination and age       | \$25.00 for 7,000 pounds or less to \$1,038.50 for 75,000 pounds plus \$34.50 per ton over 75,000 pounds. Fee reduced with age, with minimum fee for each weight and age group 10/  | -                              | Registered with tractor, plus \$10.00 flat fee   | \$443.88            | \$10.75      |
| Mississippi    | Flat fee plus gross weight of combination | \$2.00 tag fee plus \$9.00 for 5,000 pounds or less to \$375.00 for 59,000 pounds   | -                              | Registered with tractor, plus \$2.00 tag fee and \$10.00 flat fee. No fee for trailers transporting farm products to the gin or market less than 8,000 pounds gross weight   | 272.00              | 12.00        |
| Missouri       | Gross weight of combination               | \$20.00 for 6,000 pounds or less to \$800.00 over 60,010 pounds. Operation within 50 miles of road, \$15.00 for 6,000 pounds or less to \$235.00 over 60,010 pounds   | -                              | Registered with tractor, plus \$7.00 flat fee  | 300.00              | 7.00         |
| Montana        | Flat fee plus gross weight fee            | \$10.00 plus gross weight fee varying from \$6.00 on 6,000 pounds to \$435.00 for 42,000 pounds gross weight. \$50.00 increase per ton for each ton over 42,000 pounds  | Flat fee plus gross weight fee | \$10.00 plus gross weight fee varying from \$6.00 on 6,000 pounds to \$435.00 for 42,000 pounds gross weight. \$50.00 increase per ton for each ton over 42,000 pounds. No additional fee for under 2,500 pounds for personal use  | 60.00               | 40.00        |
| Nebraska       | Load to be hauled by combination          | \$12.50 for one-half ton to \$895.00 for 25 tons  | -                              | Registered with tractor, plus \$1.00 flat fee  | 440.00              | 1.00         |
| Nevada         | Empty weight                              | \$5.50 for 3,500 pounds or less; 50 cents per cwt. for vehicles over 3,500 pounds.  | Empty weight                   | \$2.50 for vehicles weighing 1,000 pounds or less; \$5.50 for vehicles weighing 1,001-3,500 pounds, 50 cents per cwt. for vehicles over 3,500 pounds   | 41.00               | 36.50        |
| New Hampshire  | Gross weight of combination               | 60 cents per cwt. over 8,000 pounds   | -                              | Weight and fee included with tractor truck. Additional semitrailer \$25.00 flat fee  | 240.00              | -            |
| New Jersey     | Gross weight groups                       | \$10.00 for 1,000 pounds or less to \$240.00 for 40,000 pounds  | Gross weight groups            | Same schedule as for tractor trucks  | 110.00              | 90.00        |
| New Mexico     | Chassis weight and age                    | When registered for past 4 years: \$5.00 for less than 1,600 pounds plus 50 cents per cwt. over 1,600 pounds. When registered less than 2 years: \$90.00 for over 4,400 pounds plus \$2.60 per cwt. over 4,400 pounds   | Empty weight                   | \$1.00 per cwt. Minimum \$5.00   | 81.00               | 73.00        |
| New York       | Empty weight 11/                          | \$1.00 per cwt.   | Gross weight 11/ 19/           | \$2.50 per 500 pounds. Minimum \$5.00  | 82.00               | 160.00       |
| North Carolina | Gross weight                              | 30 cents per cwt. for 4,500 pounds or less to 80 cents per cwt. over 16,500 pounds. Minimum \$12.00, plus \$1.00 safety education fee   | Gross weight                   | Same schedule as for tractor trucks  | 161.00              | 161.00       |
| North Dakota   | Gross weight of combination and age       | \$145.00 for 26,000 pounds to \$800.00 for 70,000 pounds. Fee reduced with age of vehicle   | -                              | Registered with tractor  | 280.00              | -            |
| Ohio           | Empty weight 12/                          | 85 cents per cwt. for 2,000 pounds to \$3.25 per cwt. over 12,000 pounds. Minimum \$9.00  | Empty weight 12/               | Same schedule as for tractor trucks. Minimum \$5.00  | 266.50              | 237.25       |
| Oklahoma       | Empty weight groups and age               | \$20.50 for 5,500 pounds or less to \$195.00 for 66,000 pounds. Fee reduced after fifth year on vehicles of 15,000 pounds or less. Minimum \$10.50  | Gross weight groups 19/        | \$20.50 for 5,500 pounds to \$195.00 for 66,000 pounds   | 50.50               | 295.50       |
| Oregon         | Flat fee or empty weight                  | \$10.00 for vehicles 6,000 pounds or less gross weight. Vehicles over 6,000 pounds gross weight 50 cents per 100 pounds empty weight for 3,000 pounds or less, 60 cents per 100 pounds for vehicles over 3,000 pounds and not over 4,500 pounds; and 70 cents per 100 pounds for vehicles over 4,500 pounds                               | Flat fee or empty weight       | Same schedule as for tractor trucks. 2-wheel trailers with pneumatic tires up to 750 pounds empty weight and carrying less than 1,000 pounds, no fee   | 57.40               | 51.10        |
| Pennsylvania   | Maximum gross weight                      | \$16.50 for 5,000 pounds or less for two axles, to \$300.00 for 47,000 pounds for three axles   | Maximum gross weight           | \$10.00 for 3,000 pounds or less, to \$125.00 for 36,000 pounds for two axles  | 120.00              | 88.00        |
| Rhode Island   | Gross weight of combination               | \$12.50 for 3,000 pounds or less to \$240.00 for 48,000 pounds plus \$10.00 per 2,000 pounds over 48,000 pounds   | -                              | Registered with tractor, plus \$2.00 flat fee. If no tractor, 15 cents per 100 pounds gross weight   | 200.00              | 2.00         |
| South Carolina | Declared maximum load                     | \$1.00 "safety fee", plus weight fee of \$5.00 for one ton or less to \$300.00 for ten tons plus \$50.00 for each additional ton  | Declared maximum load          | \$1.00 "safety fee" plus weight fee of \$6.00 for one ton or less to \$135.00 for ten tons plus \$20.00 for each additional ton  | 151.00              | 126.00       |
| South Dakota   | Chassis weight groups and age             | \$7.50 for 1,500 pounds or less to \$126.50 for 7,000 pounds; \$50.00 for each additional 1,000 pounds. Fee reduced 50 percent after five years. In addition, regardless of vehicle age, \$7.00 for 2,200 pounds or less to \$15.00 for 6,000 pounds plus \$5.00 for each additional 1,000 pounds plus 50 cents for reflectorizing plates | Empty weight groups and age    | \$2.00 for 1,200 pounds or less to \$40.00 for 5,000 pounds plus \$10.00 for each additional 1,000 pounds. Fee reduced 50 percent after five years. In addition, regardless of vehicle age, \$5.00 for 2,000 pounds or less to \$15.00 for 5,000 pounds plus \$3.00 for each additional 1,000 pounds plus 50 cents for reflectorizing plates | 128.00              | 94.00        |
| Tennessee      | Gross weight of combination               | \$25.00 for 8,000 pounds or less to \$525.00 for 55,990 pounds. No higher than \$240.00 for local operation   | -                              | Registered with tractor  | 435.00              | -            |

SUMMARY OF STATE MOTOR-VEHICLE REGISTRATION FEE SCHEDULES

Based on reports of State authorities

| STATE         | 3. TRACTOR TRUCKS           |  | 4. SEMITRAILERS 16/        |  | TYPICAL VEHICLES 17/ |                  |
|---------------|-----------------------------|--|----------------------------|--|----------------------|------------------|
|               | PER BASIS                   | APPROXIMATE PER RANGE  | PER BASIS                  | APPROXIMATE PER RANGE  | TRACTOR TRUCK 18/    | SEMI-TRAILER 19/ |
| Texas         | Gross weight                | 40 cents per cwt. for 6,000 pounds or less to 90 cents per cwt. over 31,000 pounds. Diesel pay 11 percent additional   | Gross weight               | 33 cents per cwt. for 6,000 pounds or less to 71.5 cents per cwt. over 17,000 pounds                               | \$128.70             | \$128.70         |
| Utah          | Gross laden weights         | \$1.50 for 6,000 pounds or less to \$20.00 for 75,001 pounds and over  | -                          | Registered with tractor, plus \$5.00 flat fee  | 200.00               | 5.00             |
| Vermont       | Gross weight of combination | \$8.00 per thousand pounds for 8,000 pounds or less to \$12.90 per thousand pounds for 50,000 pounds or over. Minimum \$25.00. Non-gasoline, one and three quarters regular fee. | -                          | Registered with tractor, plus \$15.00 flat fee   | 500.00               | 15.00            |
| Virginia      | Gross weight of combination | \$1.20 per 1,000 pounds for less than 10,000 pounds gross weight to \$17.50 per 1,000 pounds for up to 56,000 pounds   | -                          | Registered with tractor, plus \$12.00 flat fee   | 180.00               | 12.00            |
| Washington    | Flat fee plus gross weight  | \$6.50 flat fee plus \$4.50 for less than 4,000 pounds to \$370.00 for 36,000 pounds. Non-gasoline, 25 percent additional gross weight fee                                       | Flat fee plus gross weight | \$6.50 flat fee plus \$9.50 for 4,000-6,000 pounds to \$370.00 for 36,000 pounds. No weight fee under 4,000 pounds | 106.50               | 56.50            |
| West Virginia | Gross weight of combination | \$17.50 for 4,000 pounds or less to \$62.00 for 16,001 pounds plus 75 cents per cwt. over 16,000 pounds combined gross weight, less \$15.00 semitrailer fee                      | -                          | Registered with tractor, for \$15.00 flat fee  | 227.00               | 15.00            |
| Wisconsin     | Gross weight of combination | \$16.00 for 3,000 pounds or less to \$875.00 for 69,000 pounds   | -                          | Registered with tractor, plus \$10.00 flat fee   | 475.00               | 10.00            |
| Wyoming       | Empty weight groups 15/     | \$1.00 for 1,000 pounds or less to \$30.00 for 6,000 pounds or over  | Empty weight groups 15/    | Same schedule as for tractor trucks  | 30.00                | 30.00            |
| Dist. of Col. | Empty weight groups         | \$40.00 for not over 2,999 pounds to \$202.00 for 16,000 pounds and over. Non-gasoline powered vehicles pay double registration fees   | Empty weight groups        | \$8.00 for not over 500 pounds to \$182.00 for 16,000 pounds and over  | 84.00                | 74.00            |

1/ This summary is based on fee schedules in effect January 1, 1959 and covers vehicles in private operation. Property taxes, and taxes levied only at the time of first registration, have been excluded.

2/ To illustrate the practical fee ranges on a basis that is comparable for all States, the fee for a light 1956 4-door sedan is given as the minimum and the fee for a heavy 1956 4-door sedan is given as the maximum. It is not intended to show the absolute minimum and maximum for every State.

3/ A 1956 model 4-door sedan weighing 3,220 pounds was used as a "typical" passenger car.

4/ The fee schedules of some States apply to combinations as well as to single-unit trucks. The maximum fee given in this table for those States is therefore much greater than in others. In general, single-unit trucks are seldom licensed for more than 26,000 pounds gross vehicle weight, or its equivalent under a State's registration system.

5/ The reduced notes also apply to natural resources vehicles.

6/ A 1956 stake body truck of 5,424 pounds empty weight, and 14,000 pounds gross weight was used as a "typical" single-unit truck.

7/ In addition to registration fees, there is levied a use fee of 5.25 mills per mile for 16,001 pounds to 37,100 mills per mile for 30,000 pounds for trucks and tractor trucks and for trailers and semitrailers. Use fees for typical metropolitan truck \$22.00. Fee for typical metropolitan tractor \$48.13. Intra-state vehicles having and 2.0 mills per ton mile of cargo.

8/ In addition to registration fees, there is levied a use fee of 0.8 mills per ton mile of empty weight of vehicle for typical metropolitan truck \$22.00. Fee for typical metropolitan tractor \$48.13. Intra-state vehicles having an empty weight in excess of 4,500 pounds pay a ton-mile tax of 0.8 mills per ton mile of empty weight of vehicle.

9/ In accordance with the 1957 Session Laws, Chapter 149, all motor vehicle taxes shall be increased 5 percent effective with the 1957 registration period. Minnesota license plates are now perforated which carries an

10/ In accordance with the 1957 Session Laws, Chapter 149, all motor vehicle taxes shall be increased 5 percent effective with the 1957 registration period. Minnesota license plates are now perforated which carries an

11/ A tractor of 8,200 pounds empty weight and a semitrailer of 7,300 pounds empty weight, registered for 40,000 pounds gross combination weight.

12/ For States registering the tractor and semitrailer as a unit, the fee for the combination is given in the "tractor" column.

13/ In Maryland, New York, and Oklahoma gross weight of semitrailer is gross weight of combination less empty weight of tractor.

14/ As of January 1, 1957, the fee rate will be based on maximum gross weight. Vehicles originally titled prior to the effective date shall be registered on the former basis of chassis weights and axle groups.

15/ In addition to the weight fee, all property carrying vehicles are required to pay complementary fees as follows: Gasoline-powered vehicles having underweight of 4,000 pounds or less, \$5.00 per year or \$.50 per month; 4,001 to 9,999 pounds, \$10.00 per year or \$1.00 per month; 1-1/2 mills per ton-mile. Passenger carrying vehicles pay \$0.025 per vehicle mile, non-gasoline propelled property carrying vehicles pay 1-1/2 mills per ton-mile of unladen weight.

16/ In some States full trailers are taxed on the basis given semitrailers, but in many, separate schedules are used. The separate schedules for full trailers are not included in these columns.

17/ A tractor of 8,200 pounds empty weight and a semitrailer of 7,300 pounds empty weight, registered for 40,000 pounds gross combination weight.

18/ For States registering the tractor and semitrailer as a unit, the fee for the combination is given in the "tractor" column.

19/ In Maryland, New York, and Oklahoma gross weight of semitrailer is gross weight of combination less empty weight of tractor.



STATE MOTOR-VEHICLE OPERATORS AND CHAUFFEURS LICENSES

Table MV-104  
Sheet 1 of 3  
Status as of January 1, 1999

ADMINISTRATION AND FEES

| STATE         | CLASS OF LICENSE  | STATE AGENCY ADMINISTERING LAW  | APPLICATION MADE TO:   | EXAMINATION CONDUCTED BY:  | LICENSES ISSUED BY:  | MOTOR-VEHICLE OPERATOR'S PERMITS | FEES               |              |              |                | SERVICE CHARGES BY LOCAL OR COUNTY AGENCIES |                      | TERM FOR WHICH ISSUED  |              |
|---------------|---|---|--|--|--|----------------------------------|--------------------|--------------|--------------|----------------|---|----------------------|------------------------|--------------|
|               |   |   |  |  |  |                                  | NEW                | RENEWAL      | DUPLI-CATE   | AMOUNT         | DEDUCTED FROM REGULAR FEE                   | ADDED TO REGULAR FEE | NUMBER OF YEARS        | RENEWAL DATE |
|               |   |   |  |  |  |                                  |                    |              |              |                |   |                      |                        |              |
| Alabama       | Operator  | Department of Public Safety, Drivers License Division                               | County Probate Judge   | Highway Patrol   | Drivers License Division   | \$4.35                           | \$2.25             | \$4.25       | \$4.25       | Yes            | -   | 2                    | Birthday Month         |              |
| Arizona       | Operator<br>Chauffeur   | Highway Department,<br>Motor Vehicle Division                                       | Motor Vehicle Division   | Motor Vehicle Division   | Motor Vehicle Division   | *2.00                            | 2.00               | 2.00         | 2.00         | -              | -   | 3                    | Birthday<br>Birthday   |              |
| Arkansas      | Operator<br>Chauffeur   | Revenue Department,<br>Motor Vehicle Division                                       | Motor Vehicle Division   | State Police   | Motor Vehicle Division   | No Fee                           | 2.00               | 2.00         | 2.00         | -              | -   | 1                    | January 1              |              |
| California    | Operator<br>Chauffeur   | Department of Motor Vehicles,<br>Division of Drivers Licenses                       | Division of Field Office<br>Operation                                | Division of Field Office<br>Operation                                | Division of Drivers<br>Licenses  | No Fee                           | 3.00               | 3.00         | 3.00         | -              | -   | 4                    | Birthday<br>Birthday   |              |
| Colorado      | Operator<br>Chauffeur   | Revenue Department,<br>Motor Vehicle Division                                       | County Clerk or<br>Representative of Motor<br>Vehicle Division       | County Clerk or<br>Representative of Motor<br>Vehicle Division       | Motor Vehicle Division   | 4/ 2.00                          | 2.00               | 2.00         | 2.00         | 5/ 1.50        | 2/ 2.00                                     | 3                    | Birthday<br>Birthday   |              |
| Connecticut   | Operator<br>Public<br>Service<br>Operator                           | Department of Motor Vehicles,<br>Division of Registry                               | Department of Motor Vehicles   | Division of Inspection   | Division of Registry   | -                                | (6/)               | 6.00         | -            | -              | -   | 2                    | Birthday Month         |              |
| Delaware      | Operator<br>Chauffeur   | Highway Department,<br>Motor Vehicle Division                                       | Motor Vehicle Division   | Motor Vehicle Division   | Motor Vehicle Division   | 4/ 4.00                          | 3.00               | 3.00         | 3.00         | -              | -   | 1                    | May 1                  |              |
| Florida       | Operator<br>Chauffeur   | Department of Public Safety,<br>Drivers License Division                            | Drivers License Division   | Highway Patrol   | County Judges  | 1.25<br>1.25                     | 1.25<br>2.25       | 1.25<br>2.25 | 1.25<br>2.25 | (9/)<br>(9/)   | Yes<br>Yes                                  | 1                    | October 1<br>October 1 |              |
| Georgia       | Operator<br>Chauffeur   | Department of Public Safety,<br>Drivers License Bureau                              | Drivers License Bureau   | Drivers License Bureau   | Drivers License Bureau   | 1.00                             | 9/ 1.00<br>5/ 2.00 | 1.00<br>2.00 | 1.00<br>2.00 | -              | -   | 1 or 5<br>April 1    | April 1<br>April 1     |              |
| Idaho         | Operator<br>Chauffeur   | Department of Law Enforcement,<br>Motor Vehicle Bureau                              | County Sheriffs<br>or Other<br>Appointed Examiners                   | County Sheriffs or Other<br>Appointed Examiners                      | Motor Vehicle Bureau   | 1.00                             | 2.00               | 2.00         | 2.00         | 75<br>(20/)    | Yes<br>Yes                                  | 2                    | Birthday<br>Birthday   |              |
| Illinois      | Operator<br>Chauffeur   | Secretary of State,<br>Drivers License Department                                   | Secretary of State,<br>Drivers License Department                    | Secretary of State,<br>Drivers License Department                    | Secretary of State,<br>Drivers License Department                                | 3.00                             | 3.00               | 3.00         | 3.00         | 1.00           | -   | 3                    | Issuance<br>Issuance   |              |
| Indiana       | Operator<br>Registered<br>Chauffeur<br>Public<br>Motor<br>Chauffeur | Governor,<br>Bureau of Motor Vehicles   | Branch Offices   | Bureau of Motor Vehicles   | Bureau of Motor Vehicles   | *1.00                            | 1.50               | 1.50         | 1.50         | 1.50           | Yes   | 2                    | Birthday Month         |              |
| Iowa          | Operator<br>Chauffeur   | Department of Public Safety,<br>Drivers License Division                            | Drivers License Division   | Drivers License Division<br>or Highway Patrol                        | Drivers License Division   | 3.00                             | 3.00               | 3.00         | 3.00         | 25<br>(8/)     | -   | 1                    | Birthday<br>Birthday   |              |
| Kansas        | Operator<br>Chauffeur   | Highway Commission,<br>Motor Vehicle Department                                     | Local Agents   | Highway Patrol   | Motor Vehicle Department   | 1.00                             | 1.00               | 1.00         | 1.00         | 20             | Yes   | 2                    | Birthday Month         |              |
| Kentucky      | Operator<br>Chauffeur   | Department of Public Safety,<br>Drivers License Division                            | County Circuit Court Clerks  | State Police   | County Circuit Court Clerks  | 1.00                             | 2.00               | 2.00         | 2.00         | .75<br>(20/)   | Yes<br>Yes                                  | 2                    | August 1<br>January 1  |              |
| Louisiana     | Operator<br>Chauffeur   | Department of Public Safety,<br>Drivers License Division                            | Drivers License Division   | Drivers License Division   | Drivers License Division   | 4/ 2.00                          | 2.00               | 2.00         | 2.00         | 20             | -   | 2                    | Birthday<br>Issuance   |              |
| Maine         | Operator  | Department of State,<br>Motor Vehicle Division                                      | Motor Vehicle Division   | Motor Vehicle Division   | Motor Vehicle Division   | 4/ 2.00                          | 4.00               | 3.00         | 3.00         | 25             | -   | 1                    | Birthday               |              |
| Maryland      | Operator<br>Chauffeur<br>Special<br>Chauffeur                       | Department of Motor Vehicles  | Department of Motor Vehicles   | Department of Motor Vehicles   | Department of Motor Vehicles   | *1.00<br>*1.00                   | 2.00               | 3.00         | 3.00         | 20<br>20       | Yes<br>Yes                                  | Indef.<br>2          | Issuance<br>Issuance   |              |
| Massachusetts | Operator<br>Public<br>Service<br>Operator                           | Registry of Motor Vehicles<br>Public<br>Service<br>Operator                         | Registry of Motor Vehicles   | Registry of Motor Vehicles   | Registry of Motor Vehicles   | *1.00                            | 11/ 8.00           | 5.00         | 5.00         | 20             | -   | 2                    | Birthday               |              |
| Michigan      | Operator<br>Chauffeur   | Department of Public Utilities<br>Secretary of State, Division<br>of Motor Vehicles | Department of Public Utilities<br>County Sheriffs and City<br>Police | Department of Public Utilities<br>County Sheriffs and City<br>Police | Department of Public<br>Utilities<br>Division of Drivers and<br>Vehicle Services | 4/ 3.50<br>1/ 3.50               | 3.50               | 2.25         | 2.25         | (13/)<br>(20/) | Yes<br>Yes                                  | 3<br>1               | Birthday<br>Issuance   |              |

STATE MOTOR-VEHICLE OPERATORS AND CHAUFFEURS LICENSES

Based on Reports of State Authorities

ADMINISTRATION AND FEES

Table HW-104  
Sheet 2 of 3  
Status as of January 1, 1959

| STATE          | CLASS LICENSES                | STATE AGENCY ADMINISTERING LAW                                     | APPLICATION MADE TO:  | EXAMINATION CONDUCTED BY:                               | LICENSE ISSUED BY:                              | INSPECTOR OR LICENSES FEES | LICENSES   |          |            |        | SERVICE CHARGE BY LOCAL OR COUNTY AGENCIES |                      |                 | TERM FOR WHICH ISSUED |  |
|----------------|-------------------------------|--|---|---|---|----------------------------|------------|----------|------------|--------|--|----------------------|-----------------|-----------------------|--|
|                |                               |  |   |   |   |                            | NEW        | RENEWAL  | DUPLI-CASE | AMOUNT | DEDUCTED FROM REGULAR FEE                  | ADDED TO REGULAR FEE | NUMBER OF YEARS | RENEWAL DATE          |  |
| Minnesota      | Operator                      | Department of Highways, Drivers License Division                   | Drivers License Division or District Court Clerks or Agents | Drivers License Division                                | Minnesota Highway Department                    | \$-.35                     | 15/ \$6.00 | \$2.00   | \$-.35     | (11/)  | Yes  | -                    | 4               | Birthday              |  |
|                | Chauffeur School Bus Operator | Secretary of State, Chauffeurs License Division                    | Secretary of State, Chauffeurs License Division             | Drivers License Division                                | Secretary of State, Chauffeurs License Division | No Fee                     | 3.00       | 15/ 2.50 | 1.00       | -      | -  | -                    | 1               | February 1            |  |
| Mississippi    | Operator                      | Commissioner of Public Safety                                      | Drivers License Division of the Highway Patrol              | Highway Patrol  | Drivers License Division of the Highway Patrol  | .50                        | 16/ 2.00   | 1.00     | .25        | .25    | -  | Yes                  | 1 or 2          | Quarter of Issuance   |  |
|                | Chauffeur                     | Commissioner of Public Safety                                      | Drivers License Division of the Highway Patrol              | Highway Patrol  | Drivers License Division of the Highway Patrol  | .50                        | 16/ 3.50   | 1.00     | .25        | .25    | -  | Yes                  | 1 or 2          | Quarter of Issuance   |  |
| Missouri       | Operator                      | Department of Revenue, Drivers License Division                    | Motor Public or Agent or Branch of Motor Vehicle Unit       | Highway Patrol  | Drivers License Division                        | .25                        | 1.00       | 1.00     | .25        | .25    | -  | Yes                  | 3               | Issuance              |  |
|                | Chauffeur                     | Department of Revenue, Drivers License Division                    | Motor Public or Agent or Branch of Motor Vehicle Unit       | Highway Patrol  | Drivers License Division                        | .25                        | 3.00       | 3.00     | .25        | .25    | -  | Yes                  | 1               | Issuance              |  |
| Montana        | Operator                      | Highway Patrol   | County Treasurer  | Highway Patrol  | Highway Patrol                                  | 3.00                       | 3.00       | 3.00     | .50        | .50    | -  | -                    | 2               | Birthday              |  |
|                | Chauffeur                     | Highway Patrol   | County Treasurer  | Highway Patrol  | Highway Patrol                                  | 3.00                       | 3.00       | 3.00     | .50        | .50    | -  | -                    | 2               | Birthday              |  |
| Nebraska       | Operator                      | Department of Motor Vehicles                                       | Department of Motor Vehicles                                | Department of Motor Vehicles                            | County Treasurer                                | No Fee                     | 2.00       | 2.00     | .10        | .10    | Yes  | -                    | 2               | September 1           |  |
| Nevada         | Operator                      | Department of Motor Vehicles                                       | Drivers License Division                                    | Drivers License Division                                | Drivers License Division                        | 1/ 2.00                    | 2.00       | 2.00     | 1.00       | -      | -  | -                    | 2               | Birthday              |  |
|                | Chauffeur                     | Department of Motor Vehicles                                       | Drivers License Division                                    | Drivers License Division                                | Drivers License Division                        | 2.00                       | 2.00       | 2.00     | 1.00       | -      | -  | -                    | 2               | Birthday              |  |
| New Hampshire  | Operator                      | Motor Vehicle Department   | Motor Vehicle Department                                    | Motor Vehicle Department                                | Motor Vehicle Department                        | -                          | 5.00       | 4.00     | .50        | .50    | -  | -                    | 2               | July 1                |  |
|                | Commercial                    | Motor Vehicle Department   | Motor Vehicle Department                                    | Motor Vehicle Department                                | Motor Vehicle Department                        | -                          | 7.00       | 4.00     | .50        | .50    | -  | -                    | 2               | Birthday              |  |
| New Jersey     | Operator                      | Department of Law and Public Safety, Division of Motor Vehicles    | Division of Motor Vehicles                                  | Division of Motor Vehicles                              | Division of Motor Vehicles                      | *2.00                      | 11/ 3.00   | 3.00     | 1.00       | 1.00   | -  | -                    | 1 or 3          | Issuance              |  |
|                | Bus Operator                  | Department of Law and Public Safety, Division of Motor Vehicles    | Division of Motor Vehicles                                  | Division of Motor Vehicles                              | Division of Motor Vehicles                      | -                          | -          | -        | 1.00       | -      | -  | -                    | Indef.          | Issuance              |  |
| New Mexico     | Operator                      | Bureau of Revenue, Motor Vehicle Division, Drivers License Section | Drivers License Section, Ports of Entry or City Clerks      | By law enforcement officers and Drivers License Section | Drivers License Section                         | .50                        | 2.00       | 2.00     | .50        | .50    | -  | -                    | 2               | Birthday              |  |
|                | Chauffeur                     | Bureau of Revenue, Motor Vehicle Division, Drivers License Section | Drivers License Section, Ports of Entry or City Clerks      | By law enforcement officers and Drivers License Section | Drivers License Section                         | -                          | 2.00       | 2.00     | .50        | .50    | -  | -                    | 1               | January 1             |  |
| New York       | Operator                      | Department of Taxation and Finance, Bureau of Motor Vehicles       | Bureau of Motor Vehicles or County Clerks                   | Bureau of Motor Vehicles                                | Bureau of Motor Vehicles or County Clerks       | .10                        | 11/ 5.00   | 3.00     | 1.00       | .80    | Yes  | -                    | 3               | October 1             |  |
|                | Chauffeur                     | Department of Taxation and Finance, Bureau of Motor Vehicles       | Bureau of Motor Vehicles or County Clerks                   | Bureau of Motor Vehicles                                | Bureau of Motor Vehicles or County Clerks       | -                          | 11/ 8.00   | 6.00     | 1.00       | .80    | Yes  | -                    | 3               | June 1                |  |
| North Carolina | Operator                      | Department of Motor Vehicles                                       | Department of Motor Vehicles                                | Department of Motor Vehicles                            | Department of Motor Vehicles                    | No Fee                     | 2.50       | 2.50     | .50        | .50    | -  | -                    | 4               | Birthday              |  |
|                | Chauffeur                     | Department of Motor Vehicles                                       | Department of Motor Vehicles                                | Department of Motor Vehicles                            | Department of Motor Vehicles                    | No Fee                     | 2.00       | 2.00     | .50        | .50    | -  | -                    | 2               | Birthday              |  |
| North Dakota   | Operator                      | State Highway Department   | Selected Notaries   | Highway Patrol  | State Highway Department                        | No Fee                     | 19/ 3.00   | 3.00     | 1.00       | .25    | -  | Yes                  | 1               | July 1                |  |
|                | Chauffeur                     | State Highway Department   | Selected Notaries   | Highway Patrol  | State Highway Department                        | No Fee                     | 19/ 3.00   | 3.00     | 1.00       | .25    | -  | Yes                  | 1               | July 1                |  |
| Ohio           | Operator                      | Bureau of Motor Vehicles   | Bureau of Motor Vehicles                                    | Highway Patrol  | Bureau of Motor Vehicles                        | *.50                       | .75        | .75      | .25        | .25    | -  | -                    | 3               | Birthday              |  |
|                | Chauffeur                     | Bureau of Motor Vehicles   | Bureau of Motor Vehicles                                    | Highway Patrol  | Bureau of Motor Vehicles                        | -                          | 1.25       | 1.25     | .25        | .25    | -  | -                    | 3               | Birthday              |  |
| Oklahoma       | Operator                      | Tax Commission, Department of Public Safety                        | Tax Commission  | License Examiners of the Department of Public Safety    | Department of Public Safety                     | No Fee                     | 4.00       | 4.00     | 1.00       | (19/)  | Yes  | -                    | 2               | Birthday              |  |
|                | Commercial                    | Tax Commission, Department of Public Safety                        | Tax Commission  | License Examiners of the Department of Public Safety    | Department of Public Safety                     | No Fee                     | 8.00       | 8.00     | 1.00       | (19/)  | Yes  | -                    | 2               | Birthday              |  |
| Oregon         | Operator                      | Department of Motor Vehicles, Drivers License Division             | Department of Motor Vehicles                                | Drivers License Division                                | Drivers License Division                        | -                          | 10.00      | 10.00    | 1.00       | (19/)  | Yes  | -                    | 2               | Birthday              |  |
|                | Chauffeur                     | Department of Motor Vehicles, Drivers License Division             | Department of Motor Vehicles                                | Drivers License Division                                | Drivers License Division                        | .50                        | (20/)      | 2.50     | .25        | .25    | -  | -                    | 2               | Birthday              |  |
| Pennsylvania   | Operator                      | Department of Revenue, Bureau of Motor Vehicles                    | Bureau of Motor Vehicles                                    | State Police  | Bureau of Motor Vehicles                        | *1/ 4.00                   | 2.00       | 2.00     | .25        | .25    | -  | -                    | 1               | January 1             |  |
|                | Chauffeur                     | Department of Revenue, Bureau of Motor Vehicles                    | Bureau of Motor Vehicles                                    | State Police  | Bureau of Motor Vehicles                        | -                          | 1.00       | 1.00     | .50        | .50    | -  | -                    | 1               | February 1            |  |
| Rhode Island   | Operator                      | Registry of Motor Vehicles   | Registry of Motor Vehicles                                  | License Examining Division                              | Registry of Motor Vehicles                      | No Fee                     | 11/ 6.00   | 4.00     | 1.00       | -      | -  | -                    | 2               | October 1             |  |
| South Carolina | Operator                      | Highway Department, Motor Vehicle Division                         | Motor Vehicle Division                                      | Highway Patrol  | Motor Vehicle Division                          | No Fee                     | 11/ 6.00   | 4.00     | 1.00       | -      | -  | -                    | 2               | October 1             |  |
|                | Common Carrier Operator       | Highway Department, Motor Vehicle Division                         | Motor Vehicle Division                                      | Highway Patrol  | Motor Vehicle Division                          | No Fee                     | .50        | .50      | .50        | -      | -  | -                    | 4               | July 1                |  |
| South Dakota   | Operator                      | Department of Motor Vehicles                                       | Department of Motor Vehicles                                | Public Service Commission                               | Public Service Commission                       | -                          | 2.00       | 2.00     | No Fee     | -      | -  | -                    | 1               | July 1                |  |
|                | School Bus Operator           | Department of Motor Vehicles                                       | County Treasurer of Applicant's Residence                   | None Required   | County Treasurer                                | -                          | 1.00       | 1.00     | 2.00       | .75    | Yes  | -                    | 4               | Birthday              |  |

## STATE MOTOR-VEHICLE OPERATORS AND CHAUFFEURS LICENSES

Table MW-104

Sheet 3 of 3

1/ Status as of January 1, 1959

Based on Reports of State Authorities

ADMINISTRATION AND FEES

| STATE         | CLASS OF LICENSE<br>2/                       | STATE AGENCY ADMINISTERING LAW                                       | APPLICATION MADE TO:  | EXAMINATION CONDUCTED BY:                                       | LICENSE ISSUED BY:  | INSTRUCTION OR LEARNER'S PERMITS<br>3/ | FEES                   |                        |                        |  |                           |                      | TERM FOR WHICH ISSUED |  |
|---------------|--|--|---|---|---|--|------------------------|------------------------|------------------------|--|---------------------------|----------------------|-----------------------|--|
|               |  |  |   |   |   |  | LICENSES               |                        |                        | SERVICE CHARGE BY LOCAL OR COUNTY AGENCIES |                           |                      | NUMBER OF YEARS       | RENEWAL DATE                           |
|               |  |  |   |   |   |  | NEW                    | RENEWAL                | DUPLI-CATE             | AMOUNT                                     | DEDUCTED FROM REGULAR FEE | ADDED TO REGULAR FEE |                       |  |
| Tennessee     | Operator<br>Chauffeur<br>Special Chauffeur   | ) Department of Safety<br>)<br>)                                     | ) Department of Safety<br>)<br>)                                | ) Department of Safety<br>)<br>)                                | ) County Court Clerks<br>)<br>)                                 | 4/ \$2.00<br>-<br>-                    | \$2.00<br>3.00<br>3.00 | \$2.00<br>3.00<br>3.00 | \$1.00<br>1.00<br>1.00 | \$.25<br>.25<br>.25                        | Yes<br>Yes<br>Yes         | -<br>-<br>-          | 2<br>2<br>2           | July 1<br>July 1<br>July 1<br>Odd Year |
| Texas         | Operator<br>Commercial Operator<br>Chauffeur | ) Department of Public Safety,<br>Drivers License Division<br>)<br>) | ) Drivers License Division<br>)<br>)                            | ) Drivers License Division<br>)<br>)                            | ) Drivers License Division<br>)<br>)                            | 2.00<br>-<br>4.00                      | 2.00<br>3.00<br>4.00   | 2.00<br>3.00<br>4.00   | .25<br>.25<br>.25      | -<br>-<br>-                                | -<br>-<br>-               | -<br>-<br>-          | 2<br>1<br>1           | Issuance<br>Issuance<br>Issuance       |
| Utah          | Operator<br>Chauffeur                        | ) Department of Public Safety,<br>Drivers License Division<br>)      | ) Department of Public Safety,<br>Drivers License Division<br>) | ) Department of Public Safety,<br>Drivers License Division<br>) | ) Department of Public Safety,<br>Drivers License Division<br>) | 4/ 2.00<br>5/ 2.00                     | 2.00<br>2.00           | 1.00<br>1.00           | 1.00<br>1.00           | -<br>-                                     | -<br>-                    | -<br>-               | 5<br>5                | Birthday<br>Birthday                   |
| Vermont       | Operator                                     | ) Motor Vehicle Department<br>)                                      | ) Motor Vehicle Department<br>)                                 | ) Motor Vehicle Department<br>)                                 | ) Motor Vehicle Department<br>)                                 | -                                      | 11/ 4.50               | 2.50                   | .50                    | -  | -                         | -                    | 1                     | Birthday                               |
| Virginia      | Operator<br>Chauffeur                        | ) Department of Finance,<br>Division of Motor Vehicles<br>)          | ) Division of Motor Vehicles<br>)                               | ) Division of Motor Vehicles<br>)                               | ) Division of Motor Vehicles<br>)                               | No Fee<br>-                            | 1.00<br>2.00           | 1.00<br>2.00           | .25<br>.25             | -<br>-                                     | -<br>-                    | -<br>-               | 3<br>1                | Birthday Month<br>Issuance             |
| Washington    | Operator                                     | ) Department of Licenses<br>Motor Vehicle Division<br>)              | ) State Patrol or Motor<br>Vehicle Division<br>)                | ) State Patrol<br>)   | ) State Patrol or Motor<br>Vehicle Division<br>)                | .50                                    | 11/ 6.00               | 4.00                   | .50                    | -  | -                         | -                    | 2                     | Birthday                               |
| West Virginia | Operator<br>Chauffeur                        | ) Department of Motor Vehicles<br>)                                  | ) Department of Motor Vehicles<br>)                             | ) Department of Public Safety<br>)                              | ) Department of Motor Vehicles<br>)                             | 2.00                                   | 1.00<br>3.00           | 1.00<br>3.00           | 1.00<br>1.00           | -<br>-                                     | -<br>-                    | -<br>-               | 4<br>1                | Issuance<br>Issuance                   |
| Wisconsin     | Operator<br>Chauffeur                        | ) Motor Vehicle Department<br>)                                      | ) Motor Vehicle Department<br>)                                 | ) Motor Vehicle Department<br>)                                 | ) Motor Vehicle Department<br>)                                 | 1.00<br>1.00                           | 11/ 2.00<br>12/ 3.00   | 1.00<br>2.00           | 1.00<br>1.00           | -<br>-                                     | -<br>-                    | -<br>-               | 2<br>1                | Birthday<br>Birthday                   |
| Wyoming       | Operator<br>Chauffeur                        | ) Wyoming Revenue Department,<br>Drivers License Division<br>)       | ) Drivers License Division<br>)                                 | ) Drivers License Division<br>)                                 | ) Drivers License Division<br>)                                 | No Fee<br>-                            | 2.00<br>2.00           | 2.00<br>2.00           | 1.00<br>1.00           | -<br>-                                     | -<br>-                    | -<br>-               | 3<br>1                | Birthday<br>Issuance                   |
| Dist. of Col. | Operator                                     | ) Department of Motor Vehicles<br>)                                  | ) Department of Motor Vehicles<br>)                             | ) Department of Motor Vehicles<br>)                             | ) Department of Motor Vehicles<br>)                             | *1.00                                  | 3.00                   | 3.00                   | .50                    | -  | -                         | -                    | 3                     | Issuance                               |

1/ This summary includes the provisions of laws enacted through September 1958.  
 2/ Includes regular and special operators' and chauffeurs' licenses. Junior operators' permits, which are issued in many States, are not included.  
 3/ In many States an instruction or learner's permit is provided but is not required except under certain circumstances. Only in the States indicated with an asterisk (\*) is such a permit mandatory for applicants not possessing a valid operator's license. Instruction or learner's permit is not provided in the States for which a dash (-) appears.  
 4/ Permit fee is credited to operator license fee.  
 5/ When representative of Motor Vehicle Division conducts examination the entire license fee is remitted to the Revenue Department.  
 6/ \$5.00 examination fee plus 25 cents per month from date of issue to last day of month of next birthday.  
 7/ Permanent license may be obtained for \$10.00 if applicant meets certain requirements.  
 8/ Twenty-five cents each for first 10,000 operator and chauffeur licenses issued and 10 cents for each additional license.  
 9/ A wife pays half fee. Dependent children pay fourth fee. Operator's fee is \$5.00 for five years and chauffeur's fee is \$10.00 for five years.  
 10/ County sheriffs or other appointed examiners retain 40 percent of the regular permit or license fee. Veteran's

honorary license, no charge.  
 11/ The difference between new and renewal license fees is the charge for examination when one is required.  
 12/ All operators' licenses in force are in the process of being renewed at a fee of \$1.00; the new licenses are good for an indefinite period.  
 13/ Two dollars for each original license and 50 cents for each renewal.  
 14/ When application is made to District Court Clerk or his Agent, he retains 10 cents for instruction permit or duplicate license and 25 cents for new or renewal license.  
 15/ Licenses renewed during the month of February are \$2.00. Those renewed March 1 and thereafter are \$2.50.  
 16/ Option of obtaining one or two year permits at \$2.00 a year for operator's license and \$3.50 for chauffeur's license.  
 17/ Three year license also available, fee \$6.00.  
 18/ License fee for those under 18 is \$1.50, for adults the fee is \$3.00.  
 19/ Tag agents for Oklahoma Tax Commission receive 10 cents per application issued in counties under 65,000 population, and 6 cents per application issued in counties over 65,000 population.  
 20/ Original license fees vary, \$2.00, \$2.50, or \$3.00, depending upon length of time from date of application to date of first renewal.

Motor Vehicles

TABLE MV-106 (Sheet 1 of 8 Sheets) 1/ Status as of January 1, 1959

| STATE   | CLASSIFICATION OF FEE 2/ | NAME OF FUND OR AGENCY   | AMOUNT OR PROPORTION  | OBJECTS OF EXPENDITURES 3/  |
|---------|--------------------------|--------------------------|---|---|
| Alabama | 1                        | County Probate Judges    | 75 cents per registration for autos, motorcycles, and pick-up trucks registered at auto rates; 50 cents per registration for all other vehicles; and 2-1/2 percent of gross collections | Collection and administration. (The 75-cent and 50-cent fees are service fees charged by local officials.)  |
| Alabama | 1                        | Municipalities           | 63 percent of net urban fees  | Collection and administration. (Unexpended balance at end of fiscal year goes to State Highway Fund.)   |
| Alabama | 2                        | County Probate Judges    | 63 percent of net rural fees  | based on basis of collections in respective counties; and maintenance of public roads and bridges. District Administration, construction, and maintenance of public roads and bridges. District based on basis of collections in respective counties. |
| Alabama | 2                        | Highway Staking Fund     | 67 percent of net urban and rural fees  | based on basis of collections in respective counties; and maintenance of public roads and bridges. District Administration, construction, and maintenance of public roads and bridges. District based on basis of collections in respective counties. |
| Alabama | 2                        | County General Funds     | 15 cents per license  | Collection and administration, construction, and maintenance of public roads and bridges.   |
| Alabama | 4, 11                    | Motor Carrier Fund       | The residue   | Collection and distribution. State Highway Police.  |
| Alabama | 8                        | State Highway Department | The residue   | Administration, construction, and maintenance of public roads and bridges. Department of Public Safety (Highway Patrol).  |
| Alabama | 1                        | State Highway Fund       | \$1.00 per registration   | See Table G-106 for authorized distribution and expenditures.   |
| Alabama | 1                        | State Highway Fund       | The residue   | Collection, administration, and local road purposes.  |
| Alabama | 1                        | County Assessors         | The residue   | See Table G-106 for authorized distribution and expenditures.   |
| Alabama | 1                        | State Highway Fund       | The residue   | Collection, administration, and local road purposes.  |
| Alabama | 1                        | State Highway Fund       | The residue   | See Table G-106 for authorized distribution and expenditures.   |
| Alabama | 1                        | State Highway Fund       | The residue   | See Table G-106 for authorized distribution and expenditures.   |
| Alabama | 1                        | State Highway Fund       | The residue   | See Table G-106 for authorized distribution and expenditures.   |
| Alabama | 1                        | State Highway Fund       | The residue   | See Table G-106 for authorized distribution and expenditures.   |
| Alabama | 1                        | State Highway Fund       | The residue   | See Table G-106 for authorized distribution and expenditures.   |
| Alabama | 1                        | State Highway Fund       | The residue   | See Table G-106 for authorized distribution and expenditures.   |
| Alabama | 1                        | State Highway Fund       | The residue   | See Table G-106 for authorized distribution and expenditures.   |
| Alabama | 1                        | State Highway Fund       | The residue   | See Table G-106 for authorized distribution and expenditures.   |

Based on information obtained from State authorities and on the laws of the several States

PROVISIONS GOVERNING THE DISPOSITION OF STATE MOTOR-VEHICLE AND MOTOR-CARRIER RECEIPTS

PROVISIONS GOVERNING THE DISPOSITION OF STATE MOTOR-VEHICLE AND MOTOR-CARRIER RECEIPTS

Based on information obtained from State authorities and on the laws of the several States

TABLE MV-106 (Sheet 2 of 8 Sheets)  
 1/ Status as of January 1, 1959

| STATE    | CLASSIFICATION    | FEE 2/                 | NAME OF FUND OR AGENCY  | AMOUNT OR PROPORTION   | OBJECTS OF EXPENDITURE 3/  |
|----------|-------------------|------------------------|---|--|--|
| Florida  |                   | 1.7                    | County Tax Collectors<br>Motor Vehicle Commission<br>Mintam Foundation Fund<br>\$400 per teacher unit   | 25 cents per application   | Collection. (Service fees charged by local officials.)<br>Collection and administration.<br>Construction of new school buildings.<br>States general purposes (Includes fees for special tag markers.) (General Fund)   |
|          | (Overweight Fees) | 2                      | State Road License Fund   | All, less collection expenses  | Collection and administration.<br>Construction and maintenance of State roads.   |
|          | 4                 |                        | County Judges<br>Department of Public Safety<br>State General Fund  | 25 cents per license for first 10,000 licenses, 10 cents thereafter<br>The residue   | Collection and administration.<br>Collection and maintenance of State roads.   |
|          | 2                 |                        | State Board of Administration<br>Cities and Towns Funds   | \$25.00 per certificate holder   | Collection and administration.<br>State general purposes.<br>State general purposes.<br>Collection and administration.<br>Collection and maintenance of State roads.   |
|          | 4                 |                        | State Comptroller<br>State General Fund   | 25 percent of gross  | Collection and administration.<br>Collection and maintenance of State roads.   |
|          | 2                 |                        | State Railroad Commission<br>State General Fund   | The residue  | Collection and administration.<br>Collection and maintenance of State roads.   |
| Georgia  |                   | 1.2                    | County Treasurer  | 50 cents per license plate for first 4,000 plates and 25 cents per plate in excess of 4,000, on plates for passenger cars, trucks under 2 tons and trailers under 3,000 pounds empty weight only.<br>The residue | Collection.<br>Subject to appropriation for highway or other purposes.   |
|          |                   | 5.2, 11                | State General Fund  | All, less collection expenses  | Subject to appropriation for highway or other purposes.  |
| Idaho    |                   | 1.4, 8, 12             | State Highway Fund<br>Motor Vehicle Fund  | All  | See Table G-106 for authorized distribution and expenditures.<br>Collection, administration, and State Police (approximately 70 percent of total).   |
| Illinois |                   | 1.2, 8, 10             | Secretary of State<br>State Treasurer<br>Department of Public Safety<br>Division of Highways<br>State General Fund  | All<br>Appropriation<br>Appropriation<br>Appropriation<br>Appropriation  | Redistributed as follows:<br>Collection and administration.<br>Debt service on State highway bonds.<br>State Highway Police.<br>Construction, maintenance, and administration of State highways.<br>State general purposes, collection expenses paid from General Fund. (Fund also receives used-car dealer's license fees and title search fees.)   |
| Indiana  |                   | 1.7, 10                | Branch Offices, Bureau of Motor<br>Motor Vehicle Highway Account<br>Branch Offices, Bureau of Motor<br>Motor Vehicle Highway Account<br>Motor Vehicle Highway Account<br>County Treasurer         | All<br>50 cents per license<br>The residue   | See Table G-106 for authorized distribution and expenditures.<br>Collection and administration.<br>See Table G-106 for authorized distribution and expenditures.   |
| Iowa     |                   | 1                      | Motor Vehicle, Registration<br>State General Fund<br>State Road Use Tax Fund<br>State General Fund<br>Iowa State Commerce Commission,<br>Motor Transportation Division<br>State Road Use Tax Fund | 1 percent<br>3 percent<br>The residue<br>All<br>Appropriation<br>All   | Refunds.<br>Collection and administration.<br>} Funds revert to the State Road Use Tax Fund.<br>See Table G-106 for authorized distribution and expenditures.<br>Collection and administration expenses from General Fund.<br>Collection and administration, highway patrol.<br>Collection and administration expenses from General Fund.<br>See Table G-106 for authorized distribution and expenditures.<br>Collection and administration. |
|          |                   | 5                      | Motor Vehicle Highway Account   | 50 cents per registration, 40 cents per certificate of title and   | See Table G-106 for authorized distribution and expenditures.  |
|          |                   | 2                      | Motor Vehicle Highway Account<br>Branch Offices, Bureau of Motor<br>Motor Vehicle Highway Account<br>Motor Vehicle Highway Account  | All<br>50 cents per license<br>The residue   | See Table G-106 for authorized distribution and expenditures.<br>Collection and administration.  |
|          |                   | 1                      | County Treasurer  | 50 cents per registration, 40 cents per certificate of title and   | See Table G-106 for authorized distribution and expenditures.  |
| Kansas   |                   | 1.7, 9, 10             | County Treasurers   | 20 cents per registration, dealer license, and transfer 40 cents for certificates of title<br>The residue  | Collection and administration.<br>See Table G-106 for authorized distribution and expenditures.  |
|          |                   | 2                      | Highway Fund, State Highway Commission<br>Highway Fund, State Highway Commission<br>State Corporation Commission  | All<br>Amount required   | See Table G-106 for authorized distribution and expenditures.<br>Collection and administration.<br>Collection of County Federal-Aid Secondary Roads. (For distribution see Table G-106.)   |
|          |                   | 5.2                    | Special Motor Carrier County Road Fund  | All excess fees over \$200,000 on January 1 and July 1 of each year  | Collection and administration.<br>See Table G-106 for authorized distribution and expenditures.  |
| Kentucky |                   | 1                      | County Clerks<br>County Truck Fund<br>State Road Fund<br>Circuit Clerks<br>State Road Fund  | 50 cents per registration<br>50 percent of truck registration fees<br>The residue  | Construction and maintenance of county roads.<br>See Table G-106 for authorized distribution and expenditures.<br>Collection and administration.<br>See Table G-106 for authorized distribution and expenditures.<br>Collection and administration.<br>See Table G-106 for authorized distribution and expenditures.<br>See Table G-106 for authorized distribution and expenditures.  |
|          |                   | 2.1, 2.2               | State Road Fund<br>State Road Fund<br>State Road Fund<br>State Road Fund  | 75 percent<br>15 percent<br>25 percent<br>The residue  | See Table G-106 for authorized distribution and expenditures.<br>Collection and administration.<br>See Table G-106 for authorized distribution and expenditures.<br>See Table G-106 for authorized distribution and expenditures.  |
|          |                   | 2.3, 4, 4.1, 5, 11, 11 | State Road Fund<br>County Clerks<br>State Road Fund   | 90 percent<br>2 percent<br>All   | See Table G-106 for authorized distribution and expenditures.<br>Collection and administration.<br>See Table G-106 for authorized distribution and expenditures.   |

## PROVISIONS GOVERNING THE DISPOSITION OF STATE MOTOR-VEHICLE AND MOTOR-CARRIER RECEIPTS

Based on information obtained from State authorities  
and on the laws of the several States

TABLE MV-106 (Sheet 3 of 8 Sheets)  
1/ Status as of January 1, 1959

| STATE         | CLASSIFICATION OF FES 2/ | NAME OF FUND OR AGENCY  | AMOUNT OR PROPORTION   | OBJECTS OF EXPENDITURE 3/  |
|---------------|--------------------------|---|--|--|
| Louisiana     | 1,8,10                   | Department of Revenue<br>State Highway Fund No. 2<br>Long Range Highway Fund<br>Division of State Police  | \$250,000<br>ALL receipts from six parishes bordering Lake Pontchartrain<br>The residue<br>\$1.00 of \$2.00 driver's license fee collected outside municipalities over 300,000 population also 50 cents of each chauffeurs fee collected including those collected in municipalities of over 300,000 population. | Collection and administration.<br>Debt service highway bonds and other highway purposes.<br>Construction and maintenance of State highways and bridges.<br>Operation of the State Police and State Police retirement purposes.   |
|               | 2                        | Board of Trustees - Police Pension Fund (city of New Orleans)<br>Department of Public Safety  | \$1.00 of \$2.00 driver's license fee collected within municipalities over 300,000 population.<br>The residue  | Pensions for municipal police (city of New Orleans).   |
|               | 7                        | Department of Revenue   | ALL  | Collection and administration, furtherance of highway safety education. Surplus in funds to State General Fund at end of each biennium.  |
|               | 11<br>13                 | Motor Carrier Fund<br>General Fund (filing fees)  | ALL<br>ALL<br>ALL  | Collection and administration. (Settlement fees 50 cents per certificate having liens paid to local officials.) Surplus to State General Fund.<br>Collection and administration by Public Service Commission.<br>To help defray the expenses and to augment the appropriation of the Public Service Commission.  |
| Maine         | 1,2,4,1                  | General Highway Fund, State Highway Department  | ALL  | See Table G-106 for authorized distribution and expenditures.  |
|               | 5,2,11,13                | Public Utilities Commission   | ALL  | Collection and administration.   |
| Maryland      | 1,2,7,8                  | Department of Motor Vehicles<br>County Trial Magistrates and Baltimore Traffic Court<br>State Police<br>Truck Weighing<br>Motor Vehicle Revenue Fund<br>State Roads Commission<br>City of Baltimore | Amount required<br>Amount required<br>Amount required<br>The residue<br>50 percent of net<br>30 percent of net   | Collection, administration and refunds.<br>Administration and enforcement of traffic laws.<br><br>To pay operating cost of State Police, including retirement system.<br>To pay cost of enforcement of truck weight size law by special truck weighing crews.<br>Redistributed as follows:<br>State Roads Maintenance Fund.<br>Construction and maintenance of city streets in Baltimore and debt service on local highway bonds.<br>After service of State Roads Commission of Maryland County Highway Construction Bonds, residue for service of county road bonds, then for construction and maintenance of local roads. State Roads Commission maintains roads in seven counties; municipalities share determined by the proportion that total mileage of surfaced streets within municipalities bears to the total mileage of county roads and surfaced streets within such county. |
|               | 4,1                      | Gasoline Tax Division,<br>State Comptroller   | ALL  | See Table G-106 for authorized distribution and expenditures.  |
|               | 6                        | State Roads Commission  | ALL  | Amount required for debt service on State highway construction bonds and the residue to the construction fund for the State Roads Commission.  |
|               |                          | Counties and Municipalities   | 20 percent of net  |  |
| Massachusetts | 1,2,1,2,2,10<br>4,1      | Highway Fund<br>Department of Corporation and Taxation  | ALL<br>Amount required   | See Table G-106 for authorized distribution and expenditures.<br>Collection and administration.  |
|               | 2,3,5,2,11               | Highway Fund<br>State General Fund  | The residue<br>ALL   | See Table G-106 for authorized distribution and expenditures.<br>Expenses of Division of Commercial Motor Vehicles not deducted.   |
| Michigan      | 1,7<br>2                 | Motor Vehicle Highway Fund<br>Counties and Municipalities<br>Driver Education and Training Fund<br>State General Fund   | ALL<br>\$2.00 original application, 50 cents renewal<br>\$1.00 operators permit, 35 cents chauffeurs<br>The residue  | See Table G-106 for authorized distribution and expenditure.<br>Collection expenses.<br>Administration and cost of driver education.<br>Collection and administration of Operators and Chauffeurs Division of the Secretary of State; support of State Highway Police.   |
|               | 4,11                     | State General Fund<br>State Motor Vehicle Highway Fund  | Not to exceed 40 percent<br>The residue  | Collection and administration.<br>See Table G-106 for authorized distribution and expenditure.   |
| Minnesota     | 1                        | The Highway User Tax Distribution Fund, State Auditor<br>Motor Vehicle Fees Collection and Refund Account, State Auditor<br>Trunk Highway Fund  | ALL<br>Amount required<br>62 percent after deduction of collection costs and refunds   | Redistributed as follows:<br><br>Costs of collecting and refund of taxes<br><br>Principal and interest on Trunk Highway Bonds, then the residue will be used for construction, maintenance, and administration of Trunk Highway System, including municipal extensions and support of State Highway Patrol.  |
|               |                          | County-State Aid Highway Fund   | 29 percent after deduction of collection costs and refunds   | County-State aid highway purposes: Construction and maintenance.   |
|               |                          | Municipal-State Aid Street Fund   | 9 percent after deduction of collection costs and refunds  | Municipalities under 5,000 population: Construction and maintenance.<br>Municipal-State aid street purposes: Municipalities over 5,000 population; Construction and maintenance.   |
|               | 2,1                      | Clerk of Court  | 10 cents per instruction permit or duplicate license and 25 cents for new or renewal license   | Collection.  |
|               | 2,2<br>8                 | Trunk Highway Fund<br>State General Fund<br>Highway Patrol Fund   | The residue<br>ALL, less collection expense<br>Amount required   | General State purposes.<br>Payment of prisoners' costs and incidental expense.   |
|               | 11                       | Trunk Highway Fund<br>General Revenue Fund  | The residue<br>ALL   | Appropriations are made from this fund for operation of Motor Bus and Truck Division.  |

PROVISIONS GOVERNING THE DISPOSITION OF STATE MOTOR-VEHICLE AND MOTOR-CARRIER RECEIPTS

TABLE No. 106 (Sheet 4 of 8 Sheets)  
 1/ Status as of January 1, 1959

| STATE         | CLASSIFICATION OF FUND | NAME OF FUND OR AGENCY               | AMOUNT OR PROPORTION   | OBJECTS OF EXPENDITURE   |
|---------------|------------------------|--------------------------------------|--|--|
| Mississippi   | 1                      | County Sheriff and Tax Collector     | Commission allowed by law  | Collection. Depend on fees that miles traveled on city streets bears to total mileage traveled. No specific purpose of expenditure. Service on county road and road district obligations; construction and maintenance of roads and bridges in counties.   |
|               | 2                      | County Sheriff and Tax Collector     | 5 percent  | Collection.  |
|               | 4                      | Motor Vehicle Comptroller            | Amount required  | Support of State Highway Patrol.   |
|               | 5                      | Highway Patrol Operating Fund        | All  | Collection and administration.   |
|               | 6                      | Highway Patrol Operating Fund        | The residue  | Collection and administration.   |
| Massachusetts | 1,3,5,7,8,9,10,11,12   | State Highway Department Fund        | All  | See Table G-106 for authorized distribution and expenditures.  |
| Montana       | 1                      | County Motor Vehicle License Fund    | All revenue from flat fees on all vehicles   | Redistributed as follows:<br>50 percent of fees collected in municipalities over 35,000 population or incorporated city within one mile of city over 35,000 (1930 Census) or 25 percent of fees collected in cities over 10,000 population (1930 Census), within a county of less than 750 square miles.<br>The residue<br>5 percent of all revenue from the gross vehicle weight tax<br>95 percent of all revenue from the gross vehicle weight tax   |
|               | 2                      | County Treasurers                    | State Highway Fund   | County road and bridge construction and maintenance.   |
|               | 3,5,8,11,13            | State General Fund                   | All  | Collection and administration of the primary, secondary, and urban systems and maintenance of the primary and urban systems.   |
|               | 12                     | State Motor Vehicle Recording Fund   | All, less collection expense   | Motor vehicle license plate equipment; administration of registrar's office.   |
|               | 15                     | State Motor Vehicle Recording Fund   | 95 percent of trip fees  | Administration.  |
| Nebraska      | 1,10                   | County General Fund                  | 2-1/2 percent  | Administration of Department of Motor Vehicles by general fund appropriation.  |
|               | 2                      | State General Fund                   | 40 percent   | Maintenance of State Highways.   |
|               | 7                      | County Road Fund                     | 60 percent   | The street funds of the various cities and villages are credited with the following percentage of the total fees paid by the residents of the cities and villages in each county:<br>In any county where the population of all cities and villages in the county exceeds 200,000 ----- 50 percent<br>is between 10,000 and 200,000 ----- 30 percent<br>in all other counties ----- 20 percent<br>The above amounts are distributed among the cities and villages in each county in the proportion that the motor vehicle registration of each bears to the total motor vehicle registration of all cities and villages in that county.<br>Balance to counties for construction and maintenance of county roads.<br>Collection. |
|               | 9                      | Motor Vehicle Dealers Licensing Fund | All  | Administration of act by Department of Motor Vehicles is by general fund appropriation.  |
|               | 11                     | State General Fund                   | All  | Construction and maintenance of State Highways.  |
|               | 12,11                  | County General Fund                  | 5 cents per permit   | Collection.  |
|               | 8                      | Highway Cash Fund                    | All  | Administration of act by Department of Motor Vehicles is by general fund appropriation.  |
|               | 11                     | State General Fund                   | All  | Construction and maintenance of State Highways.  |
|               | 12,11                  | County General Fund                  | 5 cents per permit   | Collection.  |
|               | 2                      | County General Fund                  | 10 cents per license   | Administration of Department of Motor Vehicles and operation of Highway Safety Patrol by general fund appropriation.   |
|               | 7                      | County General Fund                  | 40 cents per certificate of title, 35 cents per notation of lien and \$2.00 for duplicate copies   | Administration of act by Department of Motor Vehicles is by general fund appropriation.  |
|               | 8                      | Highway Cash Fund                    | 60 cents per certificate of title, 15 cents per notation of lien                                   | Collection.  |
|               | 11                     | State General Fund                   | All  | Construction and maintenance of State Highways.  |
|               | 12,11                  | County General Fund                  | All  | Construction and maintenance of State Highways.  |
|               | 12,12,13               | State Highway Fund                   | All  | County road purposes.  |
| Nebraska      | 1                      | County Road Funds                    | \$1.00 per registration (except pro-rata fleets and exempt plates which go to State Highway Fund). | County road purposes.  |
|               | 2                      | State Highway Fund                   | The residue  | State road purposes.   |
|               | 3                      | State Highway Fund                   | All  | State road purposes.   |
|               | 4                      | Motor Vehicle License Division       | Appropriation  | State road purposes.   |
|               | 5                      | Motor Carrier Division               | Appropriation  | State road purposes.   |
|               | 6                      | Nevada Highway Patrol                | Appropriation  | State road purposes.   |
| Nevada        | 1                      | County Road Funds                    | \$1.00 per registration (except pro-rata fleets and exempt plates which go to State Highway Fund). | County road purposes.  |
|               | 2                      | State Highway Fund                   | The residue  | State road purposes.   |
|               | 3                      | State Highway Fund                   | All  | State road purposes.   |
|               | 4                      | Motor Vehicle License Division       | Appropriation  | State road purposes.   |
|               | 5                      | Motor Carrier Division               | Appropriation  | State road purposes.   |
|               | 6                      | Nevada Highway Patrol                | Appropriation  | State road purposes.   |

Based on information obtained from State authorities and on the laws of the several States

## PROVISIONS GOVERNING THE DISPOSITION OF STATE MOTOR-VEHICLE AND MOTOR-CARRIER RECEIPTS

Based on information obtained from State authorities  
and on the laws of the several States

TABLE MV-106 (Sheet 5 of 8 Sheets)  
1/ Status as of January 1, 1959

| STATE          | CLASSIFICATION OF FEE 2/  | NAME OF FUND OR AGENCY   | AMOUNT OR PROPORTION  | OBJECTS OF EXPENDITURE 3/   |
|----------------|---|--|---|---|
| New Hampshire  | 1,2,4,1,5,2<br>8,9,10   | State Treasurer<br>State Highway Fund  | Amount required<br>The residue  | Collection and administration of motor-fuel and motor-vehicle taxes.<br>State highway construction, maintenance, and administration; State Police; to towns for work on local roads and streets; construction and maintenance of forest roads and State reservation roads.  |
| New Jersey     | 1,2<br><br>4 (Intrastate)<br>4 (Interstate),7,8                                     | Registration and Licensing Agents<br>State General Fund<br><br>Municipalities<br>State General Fund  | Fee retained determined by Motor Vehicle Commissioner<br>The residue<br><br>All<br>All  | Collection.<br>Subject to appropriation for Motor Vehicle Department operating costs, highway or other purposes.<br>Municipal general purposes.<br>Subject to appropriation for highway or other purposes.  |
| New Mexico     | 1,7,8,9,10,12<br><br><br><br><br><br><br>2<br><br>4,1<br><br>11                     | License Distributors<br>Department of Courtesy and Information Administration Fund<br>Bureau of Revenue Administrative Fund<br><br>State Road Fund<br>County Road Fund<br>County Levy<br>County Municipality Road Fund<br><br>Bureau of Revenue Administrative Fund<br>Municipalities and H Class Counties<br>State General Fund<br>Department of Courtesy and Information Administration Fund<br>State Road Fund<br>State General Fund              | Notary fee<br>6 percent of the total collection by Department of Courtesy and Information<br>6 percent<br>Remainder<br>37.5 percent<br>37.5 percent<br>15 percent<br>10 percent<br><br>6 percent<br>50 percent of fees collected by municipalities and H class counties<br>The residue<br>Appropriation<br><br>The residue<br>All   | Administration. (Notary fees retained by license distributors.)<br>} Collection and administration.<br>}<br><br>Distributed as follows:<br>Construction, improvement and maintenance of State highways.<br>Improvement and maintenance of public roads within the counties.<br>Counties general purposes.<br>Construction, maintenance and repair of streets and for payment of paving assessments against Federal, State, County and Municipally-owned property.<br>Collection and administration.<br>Municipal and H class counties general purposes.<br>State general purposes.<br>Collection and administration.<br><br>Construction, improvement and maintenance of State highways.<br>State general purposes.   |
| New York       | 1,2,13<br><br><br><br><br><br><br>4,5,2<br>(Mileage Fees)<br><br>5,2,11,13<br><br>8 | County Clerks<br><br>State Comptroller<br>State General Fund<br><br><br><br>Counties<br><br>State Department of Taxation and Finance<br>State Department of Public Works<br><br>State Comptroller<br><br>State Department of Taxation and Finance<br>State General Fund<br>Public Service Commission<br>State General Fund<br>Local Enforcement Agents<br>State General Fund<br>State Department of Public Works<br>Counties (Outside New York City) | 35 cents per registration and transfer, 20 cents per operator and chauffeur license, and 10 cents per learner's permit<br>Amount required<br>Remainder<br><br><br><br><br>25 percent<br><br>Appropriation<br><br>The residue<br><br>Amount required<br><br>Appropriation<br><br>Remainder<br>Appropriation<br>Remainder<br>Amount required<br>The residue<br>75 percent of net<br>25 percent of net | Collection. County clerks from the counties of Albany, Kings, Queens, and New York do not receive any fee mentioned in preceding column.<br>Refunds.<br>Net revenues from motor-vehicle fees go into the State General Fund together with revenues from many other sources, and lose their identity. Appropriations for highway purposes are made from the State's general and capital construction funds, and may be considered as derived from motor-vehicle fees and other highway-user revenues insofar as highway appropriations do not exceed such revenues. Highway appropriations are to include amounts equivalent to motor-vehicle revenues as follows:<br>Subject to appropriation for the construction and maintenance of city streets, highways and parkways.<br>Collection and administration.<br><br>Subject to appropriation for the construction, reconstruction, maintenance, and repair of highways, bridges, and culverts under the direction of the Superintendent of Public Works.<br>Refunds.<br><br>Collection and administration.<br><br>Subject to appropriation for highway or other purposes.<br>Collection and administration.<br>Subject to appropriation for highway or other purposes.<br>Collection. |
| North Carolina | 1,3,4,1,7,8,9,10<br>2<br>11   | State Highway Fund<br>Operators and Chauffeurs License Fund<br>State General Fund  | All<br>All<br>All   | See Table G-106 for authorized distribution and expenditures.<br>Collection and administration.<br>Credited to Utilities Commission Account.  |
| North Dakota   | 1,6,7,8,9,10,12<br><br><br><br><br><br>2<br><br>4,5,1,5,2<br>11                     | Motor Vehicle Registration Fund<br>State Highway Fund<br><br>Operating Fund<br>State Highway Operating Fund<br><br>State Highway Construction Fund<br>County Road Funds<br>Local Agents<br>State General Fund<br>Motor Vehicle Registration Fund<br>State General Fund   | All<br>First 9 percent of all passenger vehicle fees<br>First 4-1/2 percent of all truck fees<br>Appropriation<br>Appropriation<br>Remainder<br>50 percent<br>50 percent<br>25 cents per license<br>All<br>All<br>All   | Distributed as follows:<br>Construction of secondary roads on State highway system.<br><br>Collection and administration.<br>Administration, \$200,000 per biennium.<br><br>Construction and maintenance of roads on State highway system.<br>Construction and maintenance of county roads and bridges.<br>(Optional notary service charge in addition to regular fee.)<br>All driver's license fees are credited to State General Fund.<br>Construction of roads on State highway system.<br>All motor-carrier certificate and permit fees are credited to State General Fund.   |







## PROVISIONS GOVERNING THE DISPOSITION OF STATE MOTOR-VEHICLE AND MOTOR-CARRIER RECEIPTS

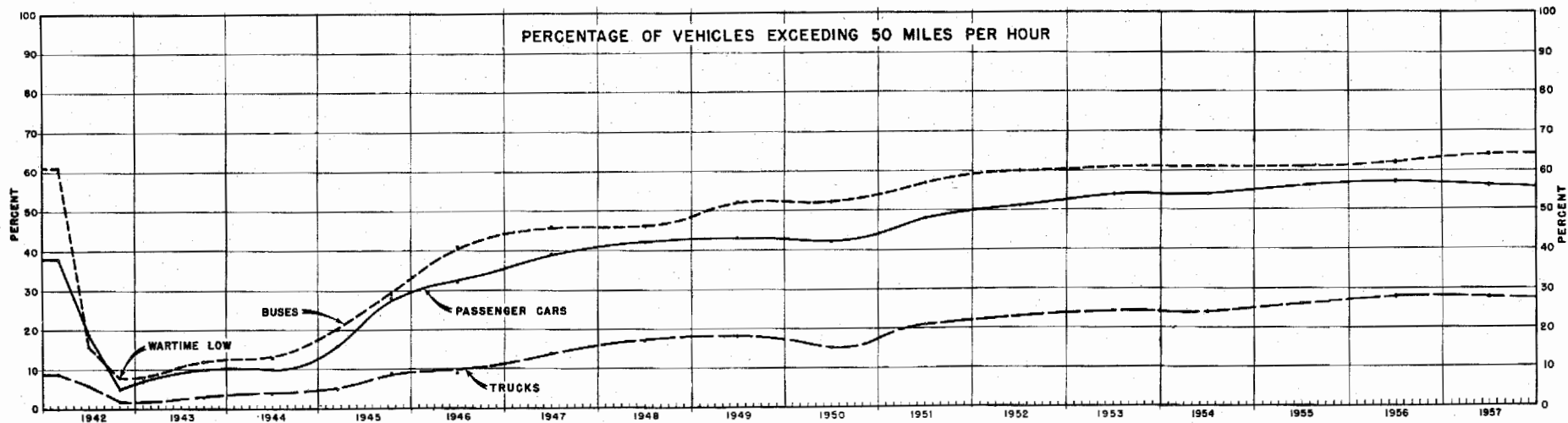
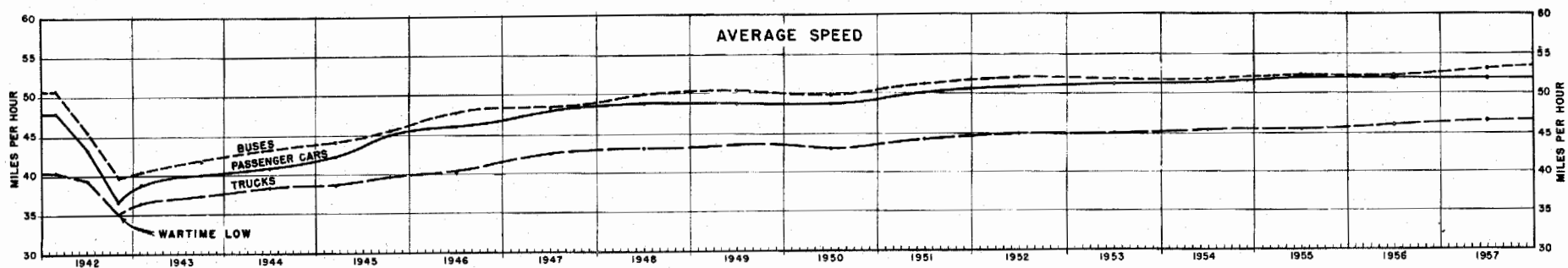
Based on information obtained from State authorities  
and on the laws of the several States

TABLE MW-106 (Sheet 8 of 8 Sheets)  
1/ Status as of January 1, 1959

| STATE  | CLASSIFICATION OF FEE <sup>2/</sup> | NAME OF FUND OR AGENCY  | AMOUNT OR PROPORTION   | OBJECTS OF EXPENDITURE <sup>3/</sup>   |
|--|-------------------------------------|---|--|--|
| West Virginia  | 1,2,4,6,9,10                        | Motor Vehicle Department<br>State Road Fund, Primary and Secondary Road Funds | Amount required (exclusive of \$1.00 of \$2.00 driver-learner's permit fee)<br>The residue | Collection and administration.<br><br>Administrative expenses of the commission; construction, reconstruction and maintenance of primary and secondary State highways and interest and redemption on State highway bonds.  |
|  | 7                                   | State Road Fund, Secondary Road Fund  | All  | Debt service on series C Secondary Bonds, maintenance, construction and reconstruction of secondary State highways.  |
|  | 5,11<br>2,13                        | Public Service Commission<br>Department of Public Safety                      | All<br>Amount required (exclusive of \$1.00 of \$2.00 driver-learner's permit fee)         | Administration and enforcement.<br>Administration.   |
|  | 8                                   | State Road Fund, Primary and Secondary Road Funds<br>Department of Education  | The residue<br>All   | Administration expenses of the Commission; construction, reconstruction and maintenance of State highways and interest and redemption on State highway bonds.<br>Support of free schools.  |
| Wisconsin  | 1                                   | Motor Vehicle Department  | As budgeted by the legislature to meet requirements  | Collection, administration, and State Highway Patrol.  |
|  | 2                                   | State Highway Fund<br>Department of Public Instruction                        | The residue<br>Net chauffeurs license fees   | See Table G-106 for authorized distribution and expenditures.<br>High school drivers training.   |
|  | 11                                  | State Highway Fund<br>Public Service Commission<br>State Highway Fund         | The residue<br>Amount required<br>The residue  | See Table G-106 for authorized distribution and expenditures.<br>Collection expense and regulation of carriers.<br>See Table G-106 for authorized distribution and expenditures.   |
|  | 1                                   | State Treasurer   | Amount required  | Costs of license plates and supplies. (Counties collect entire fees, and bear costs of all collection.)  |
| Wyoming  | 2                                   | State Highway Fund  | The residue  | Construction, maintenance, and administration of State highways, including State Highway Patrol.   |
|  | 4,5,2,11,12.1                       | State Highway Department<br>State Highway Fund                                | All<br>All, less collection expense  | Collection, administration, and safety education.<br>Construction, maintenance, and administration of State highways, including State Highway Patrol.  |
| District of Columbia   | 1,10                                | Highway Fund, Department of Highways and Traffic                              | 34 percent   | Administration; construction and maintenance of bridges, roads, streets, and alleys; expenses of office of Director of Motor Vehicles; and police control of traffic upon the highways (this amount shall not exceed 15 percent of the total amount appropriated for pay and allowances of the Metropolitan Police Force). Collection expenses paid from General Fund. |
|  | 2,1,7,13                            | Highway Fund, Department of Highways and Traffic                              | All  | General purposes.  |
|  | 1,10<br>2,3,3,4,8                   | General Fund, District of Columbia<br>General Fund, District of Columbia      | 66 percent<br>All  | General purposes.  |
| <p><sup>1/</sup> This summary includes provisions of laws enacted through August 1958.</p> <p><sup>2/</sup> Motor-vehicle and motor-carrier revenues have been grouped, insofar as possible, in accordance with the following classifications:</p> <ol style="list-style-type: none"> <li>1. Registration fees. Includes "plate fees", "tag fees", etc.</li> <li>2. Operators, chauffeurs, and motor-carrier drivers license fees. For States that distribute these fees separately, operators licenses are shown as 2.1, chauffeurs licenses as 2.2, and motor-carrier driver licenses as 2.3.</li> <li>3. Gross receipts taxes. Special taxes on motor-carriers, excluding gross receipts taxes that are levied in connection with general State sales taxes or that are imposed on all transportation companies or public utilities.</li> <li>4. Mileage, ton-mile, and passenger-mile taxes. Taxes imposed by certain States on out-of-State carriers in amounts that are the equivalent of the motor-fuel taxes and are computed on a mileage basis are identified as 4.1.</li> <li>5. Special license fees, franchise taxes, and special weight fees. Where imposed on weight or capacity basis, these taxes are designated as 5.1; where on a flat rate basis, they are designated as 5.2.</li> <li>6. Special taxes. Vehicle license fee (in lieu tax) in California; use tax in Kentucky; titling tax in Maryland and West Virginia; excise tax in North Dakota; sales tax in Texas; excise tax (in lieu tax) in Washington.</li> <li>7. Certificate of title fees.</li> <li>8. Fines and penalties. (Represents only that portion received and retained by the State.)</li> <li>9. Dealers licenses.</li> <li>10. Transfer and reregistration fees.</li> <li>11. Certificate or permit fees.</li> <li>12. Caravan or intransit fees. Special trip permits are designated as 12.1.</li> <li>13. Miscellaneous fees. Supervision and inspection fees, etc.</li> </ol> <p><sup>3/</sup> In many States the motor-vehicle, motor-carrier, and motor-fuel revenues are credited to a common fund and thus lose their identity. For authorized expenditures from the common fund, see Table G-106.</p> |                                     |   |  |  |

Motor Vehicles

SPEED TRENDS ON MAIN RURAL HIGHWAYS BY VEHICLE TYPE



# FEDERAL TAXES ON FUEL AND AUTOMOTIVE PRODUCTS

After the Highway Revenue Act of 1956 became effective on July 1, 1956, revenues from selected Federal taxes on fuel and automotive products were placed in a highway trust fund set up for the purpose of receiving funds to be used for the construction of the Interstate System and for improvements of Federal-aid primary, secondary, and urban highways ("ABC" program). The highway trust fund receives all of the revenue from the 3 cents per gallon tax on gasoline, diesel, and special fuels, the 8 cents per pound tire (5 cents per pound on other than highway tires) and 9 cents per pound innertube taxes, half of the 10-percent tax on new trucks, buses, and trailers, all of the 3 cents per pound tax on tread rubber, and all of the proceeds of the annual gross-weight tax of \$1.50 per 1,000 pounds on vehicles of more than 26,000 pounds gross weight. Revenues from the 6 cents per gallon tax on lubricating oil, the 10-percent tax on new automobiles and motorcycles, half of the 10-percent tax on new trucks, buses, and trailers, and the 8-percent tax on motor-vehicle parts and accessories continue to go to the general funds of the Treasury.

In fiscal year 1957 the highway trust fund received \$1,479 million from excise taxes, and in fiscal year 1958, \$2,026 million. These sums plus \$3 million and \$17.5 million in accrued interest for fiscal years 1957 and 1958, respectively, brought the total net income during the 2-year period to \$3,526 million. During the same period \$2,477 million was expended from the trust fund. A statement of the fiscal year operation of the fund including receipts, disbursements, and unexpended balances as of June 30, 1958, is shown on page 81.

The net revenues from Federal excise taxes on motor fuel, lubricating oil, and the vehicle use tax, and the estimated portions paid by highway users in 1957, are given in table E-5. Net revenues from the Federal excises on motor vehicles, tires, tubes, and parts and accessories, and the estimated portions paid by highway users, are shown in table E-6. (These revenues should not be confused with the taxes, or portions of taxes, that go into the trust fund.) Net revenue is derived by deducting reimbursements from the trust fund from total revenues collected by the Internal Revenue Service. Refunds of tax receipts are made primarily for gasoline used on farms, at the full rate of 3 cents per gallon. Refunds are also made at 1 cent per gallon for other nonhighway uses and for use by local transit systems. Excise tax refunds are also made on tires, tread rubber, and trucks and buses, when the tax payment is erroneous or a taxed item is subsequently sold to a tax-exempt user.

The amounts of these Federal excise revenues estimated to have been contributed in the final instance by highway users in each State are reported in tables E-7 and E-8. These estimated payments differ considerably from the actual collections in the various States by the Internal Revenue Service, since the taxes on all automotive products except diesel fuel are collected in the first instance at the point of manufacture or production. The diesel tax is applied to the fuel that is placed in the supply tanks of highway vehicles. The rates and history of Federal excise taxes on motor fuels and automotive products are shown in table E-101.

FEDERAL REVENUE FROM TAXES ON MOTOR FUEL, LUBRICATING OIL, AND MOTOR VEHICLE USE 1/

Summary by Years

TABLE E-5  
REVISED DECEMBER 1958

| Calendar Year | Net Amount Collected by U. S. Internal Revenue Service 2/ |                      |               |                       |                 | Estimates of Portions Paid by Highway Users 3/ |               |                      |               |                 |                       |               |
|---------------|---|----------------------|---------------|-----------------------|-----------------|--|---------------|----------------------|---------------|-----------------|-----------------------|---------------|
|               | Motor Fuel  |                      |               | Motor-vehicle Use Tax | Lubricating Oil | Total  | Motor Fuel    |                      |               | Lubricating Oil | Motor-vehicle Use Tax | Total         |
|               | Gasoline  | Highway Special Fuel | Total         |                       |                 |  | Gasoline      | Highway Special Fuel | Total         |                 |                       |               |
| 1919          | 1,000 Dollars   | 1,000 Dollars        | 1,000 Dollars | 1,000 Dollars         | 1,000 Dollars   | 1,000 Dollars                                  | 1,000 Dollars | 1,000 Dollars        | 1,000 Dollars | 1,000 Dollars   | 1,000 Dollars         | 1,000 Dollars |
| 1920          | -   | -                    | -             | 2,066                 | -               | 2,066  | -             | -                    | -             | -               | 2,066                 | 2,066         |
| 1921          | -   | -                    | -             | 1,807                 | -               | 1,807  | -             | -                    | -             | -               | 1,807                 | 1,807         |
| 1922          | -   | -                    | -             | 1,796                 | -               | 1,796  | -             | -                    | -             | -               | 1,796                 | 1,796         |
| 1923          | -   | -                    | -             | 1,845                 | -               | 1,845  | -             | -                    | -             | -               | 1,845                 | 1,845         |
| 1924          | -   | -                    | -             | 2,088                 | -               | 2,088  | -             | -                    | -             | -               | 2,088                 | 2,088         |
| 1925          | -   | -                    | -             | 1,894                 | -               | 1,894  | -             | -                    | -             | -               | 1,894                 | 1,894         |
| 1926          | -   | -                    | -             | 1,871                 | -               | 1,871  | -             | -                    | -             | -               | 1,871                 | 1,871         |
| 1927          | -   | -                    | -             | 176                   | -               | 176  | -             | -                    | -             | -               | 176                   | 176           |
| 1932          | 62,840  | -                    | 62,840        | -                     | 7,067           | 69,907   | -             | -                    | -             | 56,870          | 4,099                 | 60,969        |
| 1933          | 181,126   | -                    | 181,126       | -                     | 22,290          | 203,416  | -             | -                    | -             | 163,919         | 12,928                | 176,847       |
| 1934          | 170,109   | -                    | 170,109       | -                     | 24,844          | 194,953  | -             | -                    | -             | 153,949         | 14,409                | 168,358       |
| 1935          | 172,262   | -                    | 172,262       | -                     | 28,819          | 201,081  | -             | -                    | -             | 155,898         | 16,715                | 172,613       |
| 1936          | 186,542   | -                    | 186,542       | -                     | 28,986          | 215,528  | -             | -                    | -             | 168,820         | 16,812                | 185,632       |
| 1937          | 203,025   | -                    | 203,025       | -                     | 33,681          | 236,706  | -             | -                    | -             | 183,738         | 19,535                | 203,273       |
| 1938          | 200,881   | -                    | 200,881       | -                     | 30,495          | 231,376  | -             | -                    | -             | 181,797         | 17,687                | 199,484       |
| 1939          | 215,217   | -                    | 215,217       | -                     | 29,837          | 245,054  | -             | -                    | -             | 198,410         | 17,306                | 215,716       |
| 1940          | 281,654   | -                    | 281,654       | -                     | 34,420          | 316,074  | -             | -                    | -             | 258,632         | 19,965                | 278,597       |
| 1941          | 371,136   | -                    | 371,136       | -                     | 43,852          | 414,988  | -             | -                    | -             | 341,187         | 25,434                | 366,621       |
| 1942          | 336,685   | -                    | 336,685       | -                     | 41,176          | 377,861  | -             | -                    | -             | 300,317         | 23,882                | 324,200       |
| 1943          | 265,303   | -                    | 265,303       | -                     | 49,211          | 314,514  | -             | -                    | -             | 228,453         | 22,845                | 241,298       |
| 1944          | 328,598   | -                    | 328,598       | -                     | 66,283          | 394,881  | -             | -                    | -             | 236,587         | 24,645                | 261,232       |
| 1945          | 424,585   | -                    | 424,585       | -                     | 96,998          | 521,583  | -             | -                    | -             | 275,745         | 26,719                | 302,464       |
| 1946          | 413,953   | -                    | 413,953       | -                     | 73,442          | 487,395  | -             | -                    | -             | 369,346         | 34,199                | 403,545       |
| 1947          | 455,350   | -                    | 455,350       | -                     | 78,649          | 533,999  | -             | -                    | -             | 400,031         | 35,090                | 435,121       |
| 1948          | 498,363   | -                    | 498,363       | -                     | 81,884          | 580,247  | -             | -                    | -             | 431,778         | 35,982                | 467,760       |
| 1949          | 506,916   | -                    | 506,916       | -                     | 77,464          | 584,380  | -             | -                    | -             | 459,856         | 38,321                | 498,177       |
| 1950          | 568,339   | -                    | 568,339       | -                     | 74,859          | 643,198  | -             | -                    | -             | 509,466         | 42,163                | 551,629       |
| 1951          | 618,016   | -                    | 618,016       | -                     | 75,841          | 693,857  | -             | -                    | -             | 552,136         | 45,108                | 597,244       |
| 1952          | 870,214   | -                    | 870,214       | -                     | 73,613          | 943,827  | -             | -                    | -             | 786,072         | 48,045                | 834,117       |
| 1953 4/       | 821,511   | -                    | 821,511       | -                     | 68,748          | 890,259  | -             | -                    | -             | 760,411         | 45,625                | 806,036       |
| 1954          | 928,955   | -                    | 928,955       | -                     | 67,530          | 996,485  | -             | -                    | -             | 850,197         | 43,671                | 893,868       |
| 1955          | 998,657   | -                    | 998,657       | -                     | 71,804          | 1,070,461                                      | -             | -                    | -             | 917,798         | 47,116                | 964,914       |
| 1956          | 1,184,324   | -                    | 1,184,324     | -                     | 81,004          | 1,265,328                                      | -             | -                    | -             | 1,110,395       | 49,556                | 1,159,951     |
| 1957          | 1,586,754   | -                    | 1,586,754     | -                     | 65,834          | 1,652,588                                      | -             | -                    | -             | 1,484,052       | 47,185                | 1,531,237     |

1/ Tax bases, rates, and effective dates are given in Table E-101.  
 2/ Since June 1, 1944 the Federal Government has paid the taxes on its own purchases, and the amounts are included in these columns.  
 3/ Estimated by Bureau of Public Roads.  
 4/ Totals for 1953 are not comparable with totals for prior years. Reports and payments to the U. S. Internal Revenue Service were previously made monthly, but in 1953 this was changed to quarterly. Hence 1953 collections were considerably lower than accrued tax liability, since a large portion of October-December earnings were collected in 1954.

U. S. DEPARTMENT OF COMMERCE  
BUREAU OF PUBLIC ROADS

FOR OFFICIAL DISTRIBUTION

FEDERAL REVENUE FROM TAXES ON MOTOR FUEL, LUBRICATING OIL, AND MOTOR VEHICLE USE <sup>1/</sup>

TABLE E-5  
ISSUED MARCH 1959

Summary by Years

| CALENDAR YEAR      | NET AMOUNT COLLECTED BY U. S. INTERNAL REVENUE SERVICE <sup>2/</sup> |                      |               |                 |                       |               | ESTIMATES OF PORTIONS PAID BY HIGHWAY USERS <sup>3/</sup> |                      |               |                 |                       |               |
|--------------------|--|----------------------|---------------|-----------------|-----------------------|---------------|---|----------------------|---------------|-----------------|-----------------------|---------------|
|                    | MOTOR FUEL   |                      |               | LUBRICATING OIL | MOTOR-VEHICLE USE TAX | TOTAL         | MOTOR FUEL  |                      |               | LUBRICATING OIL | MOTOR-VEHICLE USE TAX | TOTAL         |
|                    | GASOLINE   | HIGHWAY SPECIAL FUEL | TOTAL         |                 |                       |               | GASOLINE  | HIGHWAY SPECIAL FUEL | TOTAL         |                 |                       |               |
|                    | 1,000 Dollars  | 1,000 Dollars        | 1,000 Dollars | 1,000 Dollars   | 1,000 Dollars         | 1,000 Dollars | 1,000 Dollars   | 1,000 Dollars        | 1,000 Dollars | 1,000 Dollars   | 1,000 Dollars         | 1,000 Dollars |
| 1919               | -  | -                    | -             | -               | 2,066                 | 2,066         | -   | -                    | -             | -               | 2,066                 | 2,066         |
| 1920               | -  | -                    | -             | -               | 1,807                 | 1,807         | -   | -                    | -             | -               | 1,807                 | 1,807         |
| 1921               | -  | -                    | -             | -               | 1,796                 | 1,796         | -   | -                    | -             | -               | 1,796                 | 1,796         |
| 1922               | -  | -                    | -             | -               | 1,845                 | 1,845         | -   | -                    | -             | -               | 1,845                 | 1,845         |
| 1923               | -  | -                    | -             | -               | 2,088                 | 2,088         | -   | -                    | -             | -               | 2,088                 | 2,088         |
| 1924               | -  | -                    | -             | -               | 1,894                 | 1,894         | -   | -                    | -             | -               | 1,894                 | 1,894         |
| 1925               | -  | -                    | -             | -               | 1,871                 | 1,871         | -   | -                    | -             | -               | 1,871                 | 1,871         |
| 1926               | -  | -                    | -             | -               | 176                   | 176           | -   | -                    | -             | -               | 176                   | 176           |
| 1932               | 62,840   | -                    | 62,840        | 7,067           | -                     | 69,907        | 56,870  | -                    | 56,870        | 4,099           | -                     | 60,969        |
| 1933               | 181,126  | -                    | 181,126       | 22,290          | -                     | 203,416       | 163,919   | -                    | 163,919       | 12,928          | -                     | 176,847       |
| 1934               | 170,109  | -                    | 170,109       | 24,844          | -                     | 194,953       | 153,949   | -                    | 153,949       | 14,409          | -                     | 168,358       |
| 1935               | 172,262  | -                    | 172,262       | 28,819          | -                     | 201,081       | 155,898   | -                    | 155,898       | 16,715          | -                     | 172,613       |
| 1936               | 186,542  | -                    | 186,542       | 28,986          | -                     | 215,528       | 168,820   | -                    | 168,820       | 16,812          | -                     | 185,632       |
| 1937               | 203,025  | -                    | 203,025       | 33,681          | -                     | 236,706       | 183,738   | -                    | 183,738       | 19,535          | -                     | 203,273       |
| 1938               | 200,881  | -                    | 200,881       | 30,495          | -                     | 231,376       | 181,797   | -                    | 181,797       | 17,687          | -                     | 199,484       |
| 1939               | 215,217  | -                    | 215,217       | 29,837          | -                     | 245,054       | 198,410   | -                    | 198,410       | 17,306          | -                     | 215,716       |
| 1940               | 281,654  | -                    | 281,654       | 34,420          | -                     | 316,074       | 258,632   | -                    | 258,632       | 19,965          | -                     | 278,597       |
| 1941               | 371,136  | -                    | 371,136       | 43,852          | -                     | 414,988       | 341,187   | -                    | 341,187       | 25,434          | -                     | 366,621       |
| 1942               | 336,685  | -                    | 336,685       | 41,176          | 210,158               | 588,019       | 300,317   | -                    | 300,317       | 23,882          | 210,158               | 534,357       |
| 1943               | 265,303  | -                    | 265,303       | 49,211          | 134,619               | 449,133       | 228,453   | -                    | 228,453       | 22,845          | 134,619               | 385,917       |
| 1944               | 328,598  | -                    | 328,598       | 66,283          | 128,054               | 522,935       | 236,587   | -                    | 236,587       | 24,645          | 128,054               | 389,286       |
| 1945               | 424,585  | -                    | 424,585       | 96,998          | 124,501               | 646,084       | 275,745   | -                    | 275,745       | 26,719          | 124,501               | 426,965       |
| 1946               | 413,953  | -                    | 413,953       | 73,442          | 849                   | 488,244       | 369,346   | -                    | 369,346       | 34,199          | 849                   | 404,394       |
| 1947               | 455,350  | -                    | 455,350       | 78,649          | 2                     | 534,001       | 400,031   | -                    | 400,031       | 35,090          | 2                     | 435,123       |
| 1948               | 498,363  | -                    | 498,363       | 81,884          | -                     | 580,247       | 431,778   | -                    | 431,778       | 35,982          | -                     | 467,760       |
| 1949               | 506,916  | -                    | 506,916       | 77,464          | -                     | 584,380       | 459,856   | -                    | 459,856       | 36,321          | -                     | 498,177       |
| 1950               | 568,339  | -                    | 568,339       | 74,859          | -                     | 643,198       | 509,466   | -                    | 509,466       | 42,163          | -                     | 551,629       |
| 1951               | 618,016  | 180                  | 618,196       | 75,841          | -                     | 694,037       | 552,136   | 180                  | 552,316       | 45,108          | -                     | 597,424       |
| 1952               | 870,214  | 14,683               | 884,897       | 73,613          | -                     | 958,510       | 786,072   | 14,683               | 800,755       | 48,045          | -                     | 848,800       |
| 1953 <sup>4/</sup> | 821,511  | 15,733               | 837,244       | 68,748          | -                     | 905,992       | 760,411   | 15,733               | 776,144       | 45,625          | -                     | 821,769       |
| 1954               | 928,955  | 23,299               | 952,254       | 67,530          | -                     | 1,019,784     | 850,197   | 23,219               | 873,416       | 43,671          | -                     | 917,087       |
| 1955               | 998,657  | 24,523               | 1,023,180     | 71,804          | -                     | 1,094,984     | 917,798   | 24,523               | 942,321       | 47,116          | -                     | 989,437       |
| 1956               | 1,184,324  | 28,889               | 1,213,213     | 81,004          | -                     | 1,294,217     | 1,110,395   | 28,889               | 1,139,284     | 49,556          | -                     | 1,188,840     |
| 1957               | 1,586,754  | 44,050               | 1,630,804     | 65,834          | 55,276                | 1,751,914     | 1,484,052   | 44,050               | 1,528,102     | 47,185          | 54,999                | 1,630,286     |
| 1958               | 1,549,033  | 46,633               | 1,595,666     | 70,481          | 33,102                | 1,699,249     | 1,518,025   | 46,633               | 1,564,658     | 48,085          | 32,820                | 1,645,563     |

<sup>1/</sup> Tax bases, rates, and effective dates are given in Table E-101.  
<sup>2/</sup> Since June 1, 1944, the Federal Government has paid the taxes on its own purchases, and the amounts are included in these columns.  
<sup>3/</sup> Estimated by Bureau of Public Roads.  
<sup>4/</sup> Totals for 1953 are not comparable with totals for prior years. Reports and payments to the U. S. Internal Revenue Service were previously made monthly, but in 1953 this was changed to quarterly. Hence 1953 collections were considerably lower than accrued tax liability, since a large portion of October-December earnings were collected in 1954.





# FEDERAL REVENUE FROM TAXES ON VEHICLES AND AUTOMOTIVE PRODUCTS <sup>1/</sup>

Summary by Years

TABLE E-6  
ISSUED MARCH 1959

| CALENDAR YEAR      | NET AMOUNT COLLECTED BY U. S. INTERNAL REVENUE SERVICE <sup>2/</sup> |                             |                       |                 |               |               | ESTIMATES OF PORTIONS PAID BY HIGHWAY USERS <sup>3/</sup> |                             |                       |                 |               |               |
|--------------------|--|-----------------------------|-----------------------|-----------------|---------------|---------------|---|-----------------------------|-----------------------|-----------------|---------------|---------------|
|                    | AUTOMOBILES AND MOTORCYCLES  | TRUCKS, BUSES, AND TRAILERS | PARTS AND ACCESSORIES | TIRES AND TUBES | TREAD RUBBER  | TOTAL         | AUTOMOBILES AND MOTORCYCLES                               | TRUCKS, BUSES, AND TRAILERS | PARTS AND ACCESSORIES | TIRES AND TUBES | TREAD RUBBER  | TOTAL         |
|                    | 1,000 Dollars  | 1,000 Dollars               | 1,000 Dollars         | 1,000 Dollars   | 1,000 Dollars | 1,000 Dollars | 1,000 Dollars   | 1,000 Dollars               | 1,000 Dollars         | 1,000 Dollars   | 1,000 Dollars | 1,000 Dollars |
| 1917               | -  | -                           | -                     | -               | -             | 5,276         | -   | -                           | -                     | -               | -             | 5,276         |
| 1918               | -  | -                           | -                     | -               | -             | 45,564        | -   | -                           | -                     | -               | -             | 45,564        |
| 1919               | -  | -                           | -                     | -               | -             | 89,592        | -   | -                           | -                     | -               | -             | 89,592        |
| 1920               | -  | -                           | -                     | -               | -             | 149,194       | -   | -                           | -                     | -               | -             | 149,194       |
| 1921               | -  | -                           | -                     | -               | -             | 99,967        | -   | -                           | -                     | -               | -             | 99,967        |
| 1922               | -  | -                           | -                     | -               | -             | 114,793       | -   | -                           | -                     | -               | -             | 114,793       |
| 1923               | -  | -                           | -                     | -               | -             | 155,797       | -   | -                           | -                     | -               | -             | 155,797       |
| 1924               | -  | -                           | -                     | -               | -             | 139,201       | -   | -                           | -                     | -               | -             | 139,201       |
| 1925               | -  | -                           | -                     | -               | -             | 143,431       | -   | -                           | -                     | -               | -             | 143,431       |
| 1926               | -  | -                           | -                     | -               | -             | 96,256        | -   | -                           | -                     | -               | -             | 96,256        |
| 1927               | -  | -                           | -                     | -               | -             | 60,504        | -   | -                           | -                     | -               | -             | 60,504        |
| 1928               | -  | -                           | -                     | -               | -             | 28,222        | -   | -                           | -                     | -               | -             | 28,222        |
| 1932               | 4,222  | 720                         | 1,900                 | 7,545           | -             | 14,387        | 4,222   | 720                         | 1,900                 | 7,545           | -             | 14,387        |
| 1933               | 22,476   | 3,047                       | 4,443                 | 23,836          | -             | 53,802        | 22,476  | 3,047                       | 4,443                 | 23,836          | -             | 53,802        |
| 1934               | 31,534   | 5,261                       | 5,886                 | 24,704          | -             | 67,385        | 31,534  | 5,261                       | 5,886                 | 24,704          | -             | 67,385        |
| 1935               | 42,263   | 6,674                       | 7,019                 | 28,102          | -             | 84,058        | 42,263  | 6,674                       | 7,019                 | 28,102          | -             | 84,058        |
| 1936               | 56,476   | 8,044                       | 8,748                 | 38,242          | -             | 111,510       | 56,476  | 8,044                       | 8,748                 | 38,242          | -             | 111,510       |
| 1937               | 64,722   | 8,812                       | 9,620                 | 40,088          | -             | 123,242       | 64,722  | 8,812                       | 9,620                 | 40,088          | -             | 123,242       |
| 1938               | 29,405   | 5,230                       | 7,068                 | 26,772          | -             | 68,475        | 29,405  | 5,230                       | 7,068                 | 26,772          | -             | 68,475        |
| 1939               | 51,063   | 7,145                       | 8,957                 | 41,131          | -             | 108,296       | 51,063  | 7,145                       | 8,957                 | 41,131          | -             | 108,296       |
| 1940               | 71,275   | 9,285                       | 12,147                | 45,091          | -             | 137,798       | 71,275  | 9,285                       | 12,147                | 45,091          | -             | 137,798       |
| 1941               | 101,464  | 14,253                      | 18,562                | 71,858          | -             | 206,137       | 101,464   | 14,253                      | 18,562                | 71,858          | -             | 206,137       |
| 1942               | 26,890   | 13,329                      | 26,121                | 25,357          | -             | 91,697        | 26,890  | 13,329                      | 25,357                | 26,121          | -             | 91,697        |
| 1943               | 1,087  | 1,798                       | 25,064                | 31,948          | -             | 59,897        | 1,087   | 1,798                       | 25,064                | 31,948          | -             | 59,897        |
| 1944               | 1,560  | 10,120                      | 38,776                | 54,250          | -             | 104,706       | 1,560   | 10,120                      | 37,400                | 47,731          | -             | 96,811        |
| 1945               | 4,665  | 32,874                      | 61,055                | 88,185          | -             | 186,779       | 4,665   | 11,807                      | 48,700                | 64,825          | -             | 129,997       |
| 1946               | 111,921  | 42,719                      | 81,245                | 159,128         | -             | 395,013       | 111,659   | 42,518                      | 81,111                | 158,724         | -             | 394,012       |
| 1947               | 244,914  | 75,506                      | 117,103               | 171,156         | -             | 608,679       | 244,332   | 74,969                      | 114,888               | 170,061         | -             | 604,250       |
| 1948               | 275,456  | 135,608                     | 129,028               | 158,944         | -             | 699,036       | 274,728   | 132,764                     | 123,936               | 155,182         | -             | 686,610       |
| 1949               | 448,875  | 114,532                     | 98,323                | 146,308         | -             | 808,038       | 448,193   | 110,238                     | 94,064                | 129,991         | -             | 782,486       |
| 1950               | 562,752  | 117,200                     | 101,128               | 183,676         | -             | 964,756       | 562,029   | 113,237                     | 88,226                | 164,350         | -             | 927,842       |
| 1951               | 579,203  | 126,335                     | 127,585               | 172,614         | -             | 1,005,737     | 577,884   | 105,967                     | 120,364               | 146,136         | -             | 950,351       |
| 1952               | 601,852  | 187,837                     | 187,357               | 164,510         | -             | 1,141,556     | 601,092   | 108,400                     | 174,251               | 134,429         | -             | 1,018,172     |
| 1953 <sup>4/</sup> | 905,602  | 187,773                     | 150,711               | 169,993         | -             | 1,414,079     | 905,250   | 163,295                     | 144,954               | 148,218         | -             | 1,361,717     |
| 1954               | 881,497  | 138,733                     | 142,309               | 155,750         | -             | 1,318,289     | 881,140   | 123,609                     | 138,619               | 143,163         | -             | 1,286,531     |
| 1955               | 1,293,828  | 158,846                     | 141,964               | 171,286         | -             | 1,771,924     | 1,293,227   | 151,353                     | 137,831               | 163,788         | -             | 1,746,199     |
| 1956               | 1,151,676  | 197,823                     | 146,021               | 200,192         | 4,650         | 1,700,362     | 1,150,165   | 187,898                     | 139,868               | 186,842         | 4,622         | 1,669,395     |
| 1957               | 1,274,403  | 212,321                     | 164,531               | 259,102         | 12,202        | 1,922,559     | 1,272,830   | 200,320                     | 159,647               | 237,743         | 12,115        | 1,882,655     |
| 1958               | 923,516  | 183,480                     | 164,696               | 238,033         | 13,535        | 1,523,260     | 922,078   | 172,325                     | 161,970               | 216,417         | 13,437        | 1,486,227     |

<sup>1/</sup> Tax bases, rates, and effective dates are given in Table E-101.

<sup>2/</sup> Since June 1, 1944 the Federal Government has paid these taxes on its own purchases, and the amounts are included in these columns.

<sup>3/</sup> Estimated by Bureau of Public Roads.

<sup>4/</sup> Totals for 1953 are not comparable with totals for prior years. Reports and payments to the U. S. Internal Revenue Service were previously made monthly, but in 1953 this was changed to quarterly. Hence 1953 collections were considerably lower than accrued tax liability, since a large portion of October-December earnings were collected in 1954.



FEDERAL REVENUE FROM TAXES ON VEHICLES AND AUTOMOTIVE PRODUCTS

TABLE E-6  
REVISED DECEMBER 1958

Summary by Years

| CALENDAR YEAR | NET AMOUNT COLLECTED BY U. S. INTERNAL REVENUE SERVICE 2/ |                             |                       |                 |               |               | ESTIMATES OF PORTIONS PAID BY HIGHWAY USERS 3/ |                             |                       |                 |               |               |
|---------------|---|-----------------------------|-----------------------|-----------------|---------------|---------------|--|-----------------------------|-----------------------|-----------------|---------------|---------------|
|               | AUTOMOBILES AND MOTORCYCLES                               | TRUCKS, BUSES, AND TRAILERS | PARTS AND ACCESSORIES | TIRES AND TUBES | TREAD RUBBER  | TOTAL         | AUTOMOBILES AND MOTORCYCLES                    | TRUCKS, BUSES, AND TRAILERS | PARTS AND ACCESSORIES | TIRES AND TUBES | TREAD RUBBER  | TOTAL         |
|               | 1,000 Dollars   | 1,000 Dollars               | 1,000 Dollars         | 1,000 Dollars   | 1,000 Dollars | 1,000 Dollars | 1,000 Dollars                                  | 1,000 Dollars               | 1,000 Dollars         | 1,000 Dollars   | 1,000 Dollars | 1,000 Dollars |
| 1917          | -   | -                           | -                     | -               | -             | 5,276         | -  | -                           | -                     | -               | -             | 5,276         |
| 1918          | -   | -                           | -                     | -               | -             | 45,564        | -  | -                           | -                     | -               | -             | 45,564        |
| 1919          | -   | -                           | -                     | -               | -             | 89,592        | -  | -                           | -                     | -               | -             | 89,592        |
| 1920          | -   | -                           | -                     | -               | -             | 149,194       | -  | -                           | -                     | -               | -             | 149,194       |
| 1921          | -   | -                           | -                     | -               | -             | 99,967        | -  | -                           | -                     | -               | -             | 99,967        |
| 1922          | -   | -                           | -                     | -               | -             | 114,793       | -  | -                           | -                     | -               | -             | 114,793       |
| 1923          | -   | -                           | -                     | -               | -             | 155,797       | -  | -                           | -                     | -               | -             | 155,797       |
| 1924          | -   | -                           | -                     | -               | -             | 139,201       | -  | -                           | -                     | -               | -             | 139,201       |
| 1925          | -   | -                           | -                     | -               | -             | 143,431       | -  | -                           | -                     | -               | -             | 143,431       |
| 1926          | -   | -                           | -                     | -               | -             | 96,256        | -  | -                           | -                     | -               | -             | 96,256        |
| 1927          | -   | -                           | -                     | -               | -             | 60,504        | -  | -                           | -                     | -               | -             | 60,504        |
| 1928          | -   | -                           | -                     | -               | -             | 28,222        | -  | -                           | -                     | -               | -             | 28,222        |
| 1929          | 4,222   | 720                         | 1,900                 | 7,545           | -             | 14,387        | 4,222  | 720                         | 1,900                 | 7,545           | 14,387        |               |
| 1930          | 22,476  | 3,047                       | 4,443                 | 23,836          | -             | 53,802        | 22,476   | 3,047                       | 4,443                 | 23,836          | 53,802        |               |
| 1931          | 31,534  | 5,261                       | 5,886                 | 24,704          | -             | 67,385        | 31,534   | 5,261                       | 5,886                 | 24,704          | 67,385        |               |
| 1932          | 42,263  | 6,674                       | 7,019                 | 28,102          | -             | 84,058        | 42,263   | 6,674                       | 7,019                 | 28,102          | 84,058        |               |
| 1933          | 56,476  | 8,044                       | 8,748                 | 38,242          | -             | 111,510       | 56,476   | 8,044                       | 8,748                 | 38,242          | 111,510       |               |
| 1934          | 64,722  | 8,812                       | 9,620                 | 40,088          | -             | 123,242       | 64,722   | 8,812                       | 9,620                 | 40,088          | 123,242       |               |
| 1935          | 29,405  | 5,230                       | 7,068                 | 26,772          | -             | 68,475        | 29,405   | 5,230                       | 7,068                 | 26,772          | 68,475        |               |
| 1936          | 51,063  | 7,145                       | 8,957                 | 41,131          | -             | 108,296       | 51,063   | 7,145                       | 8,957                 | 41,131          | 108,296       |               |
| 1937          | 71,275  | 9,285                       | 12,147                | 45,091          | -             | 137,798       | 71,275   | 9,285                       | 12,147                | 45,091          | 137,798       |               |
| 1938          | 101,464   | 14,253                      | 18,562                | 71,858          | -             | 206,137       | 101,464  | 14,253                      | 18,562                | 71,858          | 206,137       |               |
| 1939          | 26,890  | 13,329                      | 26,121                | 25,357          | -             | 91,697        | 26,890   | 13,329                      | 26,121                | 25,357          | 91,697        |               |
| 1940          | 1,087   | 1,798                       | 25,064                | 31,948          | -             | 59,897        | 1,087  | 1,798                       | 25,064                | 31,948          | 59,897        |               |
| 1941          | 1,560   | 10,120                      | 38,776                | 54,250          | -             | 104,706       | 1,560  | 10,120                      | 38,776                | 54,250          | 104,706       |               |
| 1942          | 4,665   | 32,874                      | 61,055                | 88,185          | -             | 186,779       | 4,665  | 32,874                      | 61,055                | 88,185          | 186,779       |               |
| 1943          | 111,921   | 42,719                      | 81,245                | 159,128         | -             | 395,013       | 111,921  | 42,719                      | 81,245                | 159,128         | 395,013       |               |
| 1944          | 244,914   | 75,506                      | 117,103               | 171,156         | -             | 608,679       | 244,914  | 75,506                      | 117,103               | 171,156         | 608,679       |               |
| 1945          | 275,456   | 135,608                     | 129,028               | 158,944         | -             | 699,036       | 275,456  | 135,608                     | 129,028               | 158,944         | 699,036       |               |
| 1946          | 448,875   | 114,532                     | 98,323                | 146,308         | -             | 808,038       | 448,875  | 114,532                     | 98,323                | 146,308         | 808,038       |               |
| 1947          | 562,792   | 117,200                     | 101,128               | 183,676         | -             | 964,756       | 562,792  | 117,200                     | 101,128               | 183,676         | 964,756       |               |
| 1948          | 579,203   | 126,335                     | 127,595               | 172,614         | -             | 1,005,737     | 579,203  | 126,335                     | 127,595               | 172,614         | 1,005,737     |               |
| 1949          | 601,852   | 187,837                     | 187,357               | 164,510         | -             | 1,141,556     | 601,852  | 187,837                     | 187,357               | 164,510         | 1,141,556     |               |
| 1950          | 905,602   | 187,773                     | 150,711               | 169,993         | -             | 1,414,079     | 905,602  | 187,773                     | 150,711               | 169,993         | 1,414,079     |               |
| 1951          | 881,497   | 138,150                     | 142,309               | 155,750         | -             | 1,318,289     | 881,497  | 138,150                     | 142,309               | 155,750         | 1,318,289     |               |
| 1952          | 1,293,828   | 198,846                     | 141,964               | 177,286         | -             | 1,771,924     | 1,293,828                                      | 198,846                     | 141,964               | 177,286         | 1,771,924     |               |
| 1953          | 1,151,676   | 197,823                     | 146,021               | 200,192         | 4,650         | 1,700,362     | 1,151,676                                      | 197,823                     | 146,021               | 4,650           | 1,700,362     |               |
| 1954          | 1,274,403   | 212,321                     | 164,531               | 299,102         | 12,202        | 1,922,559     | 1,274,403                                      | 212,321                     | 164,531               | 12,202          | 1,922,559     |               |
| 1955          | -   | -                           | -                     | -               | -             | -             | -  | -                           | -                     | -               | -             | -             |
| 1956          | -   | -                           | -                     | -               | -             | -             | -  | -                           | -                     | -               | -             | -             |
| 1957          | -   | -                           | -                     | -               | -             | -             | -  | -                           | -                     | -               | -             | -             |

1/ Tax bases, rates, and effective dates are given in Table E-101.

2/ Since June 1, 1944 the Federal Government has paid these taxes on its own purchases, and the amounts are included in these columns.

3/ Estimated by Bureau of Public Roads.

4/ Totals for 1953 are not comparable with totals for prior years. Reports and payments to the U. S. Internal Revenue Service were previously made monthly, but in 1953 this was changed to quarterly. Hence 1953 collections were considerably lower than accrued tax liability, since a large portion of October-December earnings were collected in 1954.

## Highway Statistics, 1957

ESTIMATED AMOUNTS OF FEDERAL TAXES ON MOTOR FUEL,  
LUBRICATING OIL, AND MOTOR-VEHICLE USE PAID BY HIGHWAY USERS-1957<sup>1/</sup>

(In thousands of dollars)

TABLE E-7, 1957  
REVISED DECEMBER 1958

| STATE                | MOTOR FUEL              | LUBRICATING OIL | MOTOR-VEHICLE USE TAX | TOTAL     |
|----------------------|-------------------------|-----------------|-----------------------|-----------|
| Alabama              | 25,291                  | 780             | 1,043                 | 27,114    |
| Arizona              | 12,066                  | 372             | 518                   | 12,956    |
| Arkansas             | 15,035                  | 464             | 952                   | 16,451    |
| California           | 144,526                 | 4,458           | 4,979                 | 153,963   |
| Colorado             | 16,686                  | 515             | 905                   | 18,106    |
| Connecticut          | 21,206                  | 656             | 606                   | 22,468    |
| Delaware             | 4,605                   | 142             | 199                   | 4,946     |
| Florida              | 42,641                  | 1,315           | 1,367                 | 45,323    |
| Georgia              | 34,219                  | 1,055           | 1,291                 | 36,565    |
| Idaho                | 6,800                   | 210             | 506                   | 7,516     |
| Illinois             | 81,027                  | 2,505           | 2,136                 | 85,668    |
| Indiana              | 47,322                  | 1,459           | 1,678                 | 50,459    |
| Iowa                 | 25,446                  | 784             | 1,144                 | 27,374    |
| Kansas               | 21,509                  | 663             | 1,284                 | 23,456    |
| Kentucky             | 23,660                  | 730             | 1,118                 | 25,508    |
| Louisiana            | 24,720                  | 762             | 1,074                 | 26,556    |
| Maine                | 8,941                   | 276             | 353                   | 9,570     |
| Maryland             | 23,474                  | 726             | 689                   | 24,889    |
| Massachusetts        | 37,718                  | 1,168           | 912                   | 39,798    |
| Michigan             | 69,127                  | 2,135           | 1,898                 | 73,160    |
| Minnesota            | 30,822                  | 952             | 1,280                 | 33,054    |
| Mississippi          | 16,904                  | 521             | 898                   | 18,323    |
| Missouri             | 42,612                  | 1,316           | 1,552                 | 45,480    |
| Montana              | 7,010                   | 216             | 544                   | 7,770     |
| Nebraska             | 15,029                  | 463             | 795                   | 16,287    |
| Nevada               | 3,944                   | 121             | 168                   | 4,233     |
| New Hampshire        | 5,461                   | 169             | 207                   | 5,837     |
| New Jersey           | 53,225                  | 1,648           | 1,322                 | 56,195    |
| New Mexico           | 10,947                  | 337             | 482                   | 11,766    |
| New York             | 103,066                 | 3,195           | 2,384                 | 108,645   |
| North Carolina       | 37,924                  | 1,169           | 1,481                 | 40,574    |
| North Dakota         | 5,659                   | 174             | 534                   | 6,367     |
| Ohio                 | 87,945                  | 2,715           | 2,146                 | 92,806    |
| Oklahoma             | 23,310                  | 718             | 1,313                 | 25,341    |
| Oregon               | 17,476                  | 539             | 815                   | 18,830    |
| Pennsylvania         | 88,058                  | 2,723           | 2,709                 | 93,490    |
| Rhode Island         | 7,026                   | 217             | 189                   | 7,432     |
| South Carolina       | 19,014                  | 586             | 718                   | 20,318    |
| South Dakota         | 6,675                   | 206             | 445                   | 7,326     |
| Tennessee            | 28,522                  | 880             | 1,058                 | 30,460    |
| Texas                | 99,027                  | 3,054           | 4,146                 | 106,227   |
| Utah                 | 8,427                   | 260             | 366                   | 9,053     |
| Vermont              | 3,517                   | 108             | 142                   | 3,767     |
| Virginia             | 34,570                  | 1,068           | 1,081                 | 36,719    |
| Washington           | 24,311                  | 751             | 1,109                 | 26,171    |
| West Virginia        | 14,021                  | 433             | 637                   | 15,091    |
| Wisconsin            | 32,376                  | 999             | 1,224                 | 34,599    |
| Wyoming              | 4,759                   | 147             | 281                   | 5,187     |
| District of Columbia | 5,502                   | 173             | 89                    | 5,764     |
| Continental U. S.    | 1,523,158               | 47,033          | 54,767                | 1,624,958 |
| Alaska               | 1,311                   | 40              | 92                    | 1,443     |
| Hawaii               | 3,633                   | 112             | 140                   | 3,885     |
| Total                | <sup>2/</sup> 1,528,102 | 47,185          | 54,999                | 1,630,286 |

<sup>1/</sup> Both the highway-user portion of total taxes paid and the distribution by States were estimated by the Bureau of Public Roads, based on U. S. Internal Revenue Service collections. Amounts paid on U. S. Government purchases, as estimated by the Bureau of Public Roads, have been excluded.

<sup>2/</sup> Includes 44,050 from tax on special fuels used on the highways.

U. S. DEPARTMENT OF COMMERCE  
BUREAU OF PUBLIC ROADS

FOR OFFICIAL DISTRIBUTION

ESTIMATED AMOUNTS OF FEDERAL TAXES  
ON MOTOR FUEL, LUBRICATING OIL, AND MOTOR-VEHICLE USE  
PAID BY HIGHWAY USERS - 1958 <sup>1/</sup>

TABLE E-7, 1958  
ISSUED MARCH 1959

(In thousands of dollars)

| STATE                | MOTOR FUEL  | LUBRICATING OIL | MOTOR-VEHICLE USE TAX | TOTAL     | STATE                |
|----------------------|-------------|-----------------|-----------------------|-----------|----------------------|
| Alabama              | 25,958      | 799             | 622                   | 27,379    | Alabama              |
| Arizona              | 13,098      | 403             | 309                   | 13,810    | Arizona              |
| Arkansas             | 15,205      | 468             | 567                   | 16,240    | Arkansas             |
| California           | 148,744     | 4,576           | 2,981                 | 156,301   | California           |
| Colorado             | 16,951      | 522             | 540                   | 18,013    | Colorado             |
| Connecticut          | 21,514      | 662             | 360                   | 22,536    | Connecticut          |
| Delaware             | 4,634       | 143             | 116                   | 4,893     | Delaware             |
| Florida              | 45,115      | 1,388           | 816                   | 47,319    | Florida              |
| Georgia              | 34,734      | 1,067           | 772                   | 36,573    | Georgia              |
| Idaho                | 7,199       | 222             | 302                   | 7,723     | Idaho                |
| Illinois             | 82,794      | 2,547           | 1,278                 | 86,619    | Illinois             |
| Indiana              | 46,937      | 1,444           | 1,002                 | 49,383    | Indiana              |
| Iowa                 | 26,306      | 810             | 683                   | 27,799    | Iowa                 |
| Kansas               | 22,168      | 682             | 766                   | 23,616    | Kansas               |
| Kentucky             | 24,034      | 740             | 668                   | 25,442    | Kentucky             |
| Louisiana            | 25,928      | 798             | 641                   | 27,367    | Louisiana            |
| Maine                | 9,130       | 281             | 209                   | 9,620     | Maine                |
| Maryland             | 23,968      | 738             | 410                   | 25,116    | Maryland             |
| Massachusetts        | 38,039      | 1,170           | 544                   | 39,753    | Massachusetts        |
| Michigan             | 69,458      | 2,137           | 1,134                 | 72,729    | Michigan             |
| Minnesota            | 32,872      | 1,011           | 764                   | 34,647    | Minnesota            |
| Mississippi          | 17,087      | 526             | 535                   | 18,148    | Mississippi          |
| Missouri             | 43,793      | 1,347           | 928                   | 46,068    | Missouri             |
| Montana              | 7,489       | 231             | 323                   | 8,043     | Montana              |
| Nebraska             | 15,449      | 476             | 474                   | 16,399    | Nebraska             |
| Nevada               | 4,034       | 124             | 98                    | 4,256     | Nevada               |
| New Hampshire        | 5,446       | 168             | 121                   | 5,735     | New Hampshire        |
| New Jersey           | 53,784      | 1,654           | 790                   | 56,228    | New Jersey           |
| New Mexico           | 11,040      | 340             | 286                   | 11,666    | New Mexico           |
| New York             | 105,716     | 3,252           | 1,425                 | 110,393   | New York             |
| North Carolina       | 37,512      | 1,154           | 884                   | 39,550    | North Carolina       |
| North Dakota         | 6,237       | 192             | 318                   | 6,747     | North Dakota         |
| Ohio                 | 89,164      | 2,743           | 1,283                 | 93,190    | Ohio                 |
| Oklahoma             | 23,604      | 727             | 784                   | 25,115    | Oklahoma             |
| Oregon               | 17,901      | 551             | 486                   | 18,938    | Oregon               |
| Pennsylvania         | 90,825      | 2,795           | 1,621                 | 95,241    | Pennsylvania         |
| Rhode Island         | 7,309       | 225             | 110                   | 7,644     | Rhode Island         |
| South Carolina       | 19,177      | 590             | 427                   | 20,194    | South Carolina       |
| South Dakota         | 6,770       | 208             | 264                   | 7,242     | South Dakota         |
| Tennessee            | 29,550      | 910             | 631                   | 31,091    | Tennessee            |
| Texas                | 101,929     | 3,136           | 2,482                 | 107,547   | Texas                |
| Utah                 | 8,611       | 265             | 218                   | 9,094     | Utah                 |
| Vermont              | 3,537       | 109             | 82                    | 3,728     | Vermont              |
| Virginia             | 35,175      | 1,082           | 645                   | 36,902    | Virginia             |
| Washington           | 25,383      | 781             | 663                   | 26,827    | Washington           |
| West Virginia        | 14,100      | 434             | 380                   | 14,914    | West Virginia        |
| Wisconsin            | 33,920      | 1,043           | 730                   | 35,693    | Wisconsin            |
| Wyoming              | 4,751       | 146             | 165                   | 5,062     | Wyoming              |
| District of Columbia | 5,513       | 170             | 51                    | 5,734     | District of Columbia |
| Continental U. S.    | 1,599,592   | 47,987          | 32,688                | 1,640,267 | Continental U. S.    |
| Alaska               | 1,345       | 41              | 51                    | 1,437     | Alaska               |
| Hawaii               | 3,721       | 57              | 81                    | 3,859     | Hawaii               |
| Total                | 2/1,564,658 | 48,085          | 32,820                | 1,645,563 | Total                |

<sup>1/</sup> Both the highway-user portion of total taxes paid and the distribution by States were estimated by the Bureau of Public Roads, based on U. S. Internal Revenue Service collections. Amounts paid on U. S. Government purchases, as estimated by the Bureau of Public Roads, have been excluded.

<sup>2/</sup> Includes 46,633 from tax on special fuels used on the highways.



U. S. DEPARTMENT OF COMMERCE  
BUREAU OF PUBLIC ROADS

FOR OFFICIAL DISTRIBUTION

ESTIMATED AMOUNTS OF FEDERAL VEHICLE AND AUTOMOTIVE  
PRODUCTS TAXES PAID BY HIGHWAY USERS—1958<sup>1/</sup>

TABLE E-8, 1958  
ISSUED MARCH 1959

(In thousands of dollars)

| STATE                | AUTOMOBILES<br>AND<br>MOTORCYCLES | TRUCKS,<br>BUSES, AND<br>TRAILERS | PARTS<br>AND<br>ACCESSORIES | TIRES<br>AND<br>TUBES | TREAD<br>RUBBER | TOTAL     | STATE                |
|----------------------|-----------------------------------|-----------------------------------|-----------------------------|-----------------------|-----------------|-----------|----------------------|
| Alabama              | 11,530                            | 3,377                             | 2,687                       | 3,590                 | 223             | 21,407    | Alabama              |
| Arizona              | 5,306                             | 1,990                             | 1,356                       | 1,812                 | 112             | 10,576    | Arizona              |
| Arkansas             | 6,062                             | 2,698                             | 1,574                       | 2,103                 | 131             | 12,568    | Arkansas             |
| California           | 88,987                            | 17,162                            | 15,397                      | 20,574                | 1,276           | 143,396   | California           |
| Colorado             | 9,611                             | 2,817                             | 1,755                       | 2,345                 | 146             | 16,674    | Colorado             |
| Connecticut          | 13,708                            | 1,551                             | 2,227                       | 2,976                 | 185             | 20,647    | Connecticut          |
| Delaware             | 3,159                             | 535                               | 480                         | 641                   | 40              | 4,855     | Delaware             |
| Florida              | 31,985                            | 5,536                             | 4,670                       | 6,240                 | 387             | 48,818    | Florida              |
| Georgia              | 16,614                            | 4,155                             | 3,596                       | 4,804                 | 298             | 29,467    | Georgia              |
| Idaho                | 3,408                             | 1,452                             | 745                         | 996                   | 62              | 6,663     | Idaho                |
| Illinois             | 62,986                            | 7,303                             | 8,571                       | 11,452                | 711             | 91,023    | Illinois             |
| Indiana              | 25,018                            | 4,247                             | 4,859                       | 6,492                 | 403             | 41,019    | Indiana              |
| Iowa                 | 15,724                            | 3,540                             | 2,723                       | 3,639                 | 226             | 25,852    | Iowa                 |
| Kansas               | 13,684                            | 3,387                             | 2,295                       | 3,066                 | 190             | 22,622    | Kansas               |
| Kentucky             | 9,813                             | 2,678                             | 2,488                       | 3,324                 | 206             | 18,509    | Kentucky             |
| Louisiana            | 14,106                            | 4,016                             | 2,684                       | 3,586                 | 223             | 24,615    | Louisiana            |
| Maine                | 4,733                             | 1,082                             | 945                         | 1,263                 | 78              | 8,101     | Maine                |
| Maryland             | 16,608                            | 2,051                             | 2,481                       | 3,315                 | 206             | 24,661    | Maryland             |
| Massachusetts        | 22,791                            | 2,293                             | 3,938                       | 5,261                 | 327             | 34,610    | Massachusetts        |
| Michigan             | 52,398                            | 5,478                             | 7,190                       | 9,607                 | 596             | 75,269    | Michigan             |
| Minnesota            | 19,193                            | 3,398                             | 3,403                       | 4,547                 | 282             | 30,823    | Minnesota            |
| Mississippi          | 6,340                             | 2,778                             | 1,769                       | 2,363                 | 147             | 13,397    | Mississippi          |
| Missouri             | 23,204                            | 4,805                             | 4,533                       | 6,057                 | 376             | 38,975    | Missouri             |
| Montana              | 3,786                             | 1,507                             | 775                         | 1,036                 | 64              | 7,168     | Montana              |
| Nebraska             | 8,226                             | 2,352                             | 1,599                       | 2,137                 | 133             | 14,447    | Nebraska             |
| Nevada               | 1,917                             | 596                               | 418                         | 558                   | 35              | 3,524     | Nevada               |
| New Hampshire        | 2,956                             | 665                               | 564                         | 753                   | 47              | 4,985     | New Hampshire        |
| New Jersey           | 36,874                            | 4,258                             | 5,568                       | 7,439                 | 462             | 54,601    | New Jersey           |
| New Mexico           | 4,291                             | 1,988                             | 1,143                       | 1,527                 | 95              | 9,044     | New Mexico           |
| New York             | 83,881                            | 8,870                             | 10,943                      | 14,622                | 908             | 119,224   | New York             |
| North Carolina       | 14,853                            | 4,228                             | 3,883                       | 5,189                 | 322             | 28,475    | North Carolina       |
| North Dakota         | 3,695                             | 1,138                             | 646                         | 863                   | 54              | 6,396     | North Dakota         |
| Ohio                 | 53,907                            | 6,542                             | 9,230                       | 12,333                | 766             | 82,778    | Ohio                 |
| Oklahoma             | 11,639                            | 3,957                             | 2,443                       | 3,265                 | 203             | 21,507    | Oklahoma             |
| Oregon               | 10,641                            | 2,543                             | 1,853                       | 2,476                 | 154             | 17,667    | Oregon               |
| Pennsylvania         | 55,009                            | 7,893                             | 9,402                       | 12,563                | 780             | 85,647    | Pennsylvania         |
| Rhode Island         | 3,846                             | 701                               | 757                         | 1,011                 | 63              | 6,378     | Rhode Island         |
| South Carolina       | 7,136                             | 1,804                             | 1,985                       | 2,652                 | 165             | 13,742    | South Carolina       |
| South Dakota         | 4,024                             | 1,313                             | 701                         | 936                   | 58              | 7,032     | South Dakota         |
| Tennessee            | 12,539                            | 3,179                             | 3,059                       | 4,087                 | 254             | 23,118    | Tennessee            |
| Texas                | 52,835                            | 15,341                            | 10,551                      | 14,098                | 875             | 93,700    | Texas                |
| Utah                 | 3,985                             | 1,190                             | 891                         | 1,191                 | 74              | 7,331     | Utah                 |
| Vermont              | 2,292                             | 596                               | 366                         | 489                   | 30              | 3,773     | Vermont              |
| Virginia             | 17,715                            | 3,261                             | 3,641                       | 4,865                 | 302             | 29,784    | Virginia             |
| Washington           | 11,474                            | 2,664                             | 2,628                       | 3,511                 | 218             | 20,495    | Washington           |
| West Virginia        | 6,422                             | 1,770                             | 1,460                       | 1,950                 | 121             | 11,723    | West Virginia        |
| Wisconsin            | 21,363                            | 3,288                             | 3,511                       | 4,692                 | 291             | 33,145    | Wisconsin            |
| Wyoming              | 2,060                             | 964                               | 492                         | 657                   | 41              | 4,214     | Wyoming              |
| District of Columbia | 4,193                             | 528                               | 571                         | 763                   | 47              | 6,102     | District of Columbia |
| Continental U. S.    | 918,527                           | 171,465                           | 161,446                     | 215,716               | 13,393          | 1,480,547 | Continental U. S.    |
| Alaska               | 1,053                             | 330                               | 139                         | 186                   | 12              | 1,720     | Alaska               |
| Hawaii               | 2,498                             | 530                               | 385                         | 515                   | 32              | 3,960     | Hawaii               |
| Total                | 922,078                           | 172,325                           | 161,970                     | 216,417               | 13,437          | 1,486,227 | Total                |

1/ Both the highway-user portion of total taxes and the distribution by States were estimated by the Bureau of Public Roads, based on U. S. Internal Revenue Service collections. Amounts paid on U. S. Government purchases, as estimated by the Bureau of Public Roads, have been excluded.





## ESTIMATED AMOUNTS OF FEDERAL VEHICLE AND AUTOMOTIVE PRODUCTS TAXES PAID BY HIGHWAY USERS—1957<sup>1/</sup>

(In thousands of dollars)

TABLE E-8, 1957  
REVISED DECEMBER 1958

| STATE                | AUTOMOBILES<br>AND<br>MOTORCYCLES | TRUCKS,<br>BUSES, AND<br>TRAILERS | PARTS<br>AND<br>ACCESSORIES | TIRES<br>AND<br>TUBES | TREAD<br>RUBBER | TOTAL     |
|----------------------|-----------------------------------|-----------------------------------|-----------------------------|-----------------------|-----------------|-----------|
| Alabama              | 17,282                            | 4,034                             | 2,640                       | 3,931                 | 200             | 28,087    |
| Arizona              | 7,580                             | 2,249                             | 1,258                       | 1,874                 | 96              | 13,057    |
| Arkansas             | 8,891                             | 3,241                             | 1,568                       | 2,335                 | 119             | 16,154    |
| California           | 121,060                           | 21,367                            | 15,082                      | 22,459                | 1,144           | 181,112   |
| Colorado             | 11,659                            | 2,879                             | 1,742                       | 2,594                 | 132             | 19,006    |
| Connecticut          | 18,658                            | 1,812                             | 2,218                       | 3,303                 | 168             | 26,159    |
| Delaware             | 4,083                             | 602                               | 481                         | 716                   | 37              | 5,919     |
| Florida              | 40,502                            | 6,347                             | 4,450                       | 6,628                 | 338             | 58,265    |
| Georgia              | 22,865                            | 5,032                             | 3,571                       | 5,318                 | 271             | 37,057    |
| Idaho                | 4,167                             | 1,492                             | 710                         | 1,057                 | 54              | 7,480     |
| Illinois             | 84,465                            | 8,236                             | 8,476                       | 12,622                | 643             | 114,442   |
| Indiana              | 39,294                            | 5,517                             | 4,936                       | 7,352                 | 375             | 57,474    |
| Iowa                 | 18,370                            | 3,266                             | 2,654                       | 3,952                 | 202             | 28,444    |
| Kansas               | 17,166                            | 3,094                             | 2,242                       | 3,340                 | 170             | 26,012    |
| Kentucky             | 15,500                            | 3,448                             | 2,470                       | 3,678                 | 187             | 25,283    |
| Louisiana            | 20,979                            | 4,933                             | 2,579                       | 3,840                 | 196             | 32,527    |
| Maine                | 5,620                             | 1,215                             | 934                         | 1,391                 | 71              | 9,231     |
| Maryland             | 21,433                            | 2,450                             | 2,457                       | 3,660                 | 186             | 30,186    |
| Massachusetts        | 30,683                            | 2,861                             | 3,951                       | 5,884                 | 300             | 43,679    |
| Michigan             | 77,532                            | 7,212                             | 7,225                       | 10,758                | 548             | 103,275   |
| Minnesota            | 25,931                            | 3,808                             | 3,222                       | 4,799                 | 245             | 38,005    |
| Mississippi          | 9,666                             | 3,257                             | 1,761                       | 2,623                 | 134             | 17,441    |
| Missouri             | 30,432                            | 5,007                             | 4,454                       | 6,633                 | 338             | 46,870    |
| Montana              | 4,966                             | 1,664                             | 731                         | 1,089                 | 55              | 8,505     |
| Nebraska             | 9,503                             | 2,112                             | 1,567                       | 2,334                 | 119             | 15,635    |
| Nevada               | 2,280                             | 707                               | 411                         | 612                   | 31              | 4,041     |
| New Hampshire        | 3,859                             | 783                               | 570                         | 849                   | 43              | 6,104     |
| New Jersey           | 46,934                            | 5,092                             | 5,577                       | 8,304                 | 423             | 66,330    |
| New Mexico           | 5,763                             | 2,343                             | 1,141                       | 1,699                 | 87              | 11,033    |
| New York             | 115,418                           | 10,737                            | 10,809                      | 16,096                | 820             | 153,880   |
| North Carolina       | 21,087                            | 4,893                             | 3,957                       | 5,892                 | 300             | 36,129    |
| North Dakota         | 4,874                             | 1,204                             | 590                         | 878                   | 45              | 7,591     |
| Ohio                 | 80,730                            | 8,515                             | 9,185                       | 13,677                | 697             | 112,804   |
| Oklahoma             | 15,477                            | 4,111                             | 2,430                       | 3,619                 | 184             | 25,821    |
| Oregon               | 13,507                            | 3,131                             | 1,825                       | 2,718                 | 138             | 21,319    |
| Pennsylvania         | 79,366                            | 9,369                             | 9,212                       | 13,718                | 699             | 112,364   |
| Rhode Island         | 4,945                             | 744                               | 735                         | 1,095                 | 56              | 7,575     |
| South Carolina       | 10,123                            | 2,063                             | 1,982                       | 2,952                 | 150             | 17,270    |
| South Dakota         | 4,461                             | 1,191                             | 696                         | 1,036                 | 53              | 7,437     |
| Tennessee            | 18,907                            | 3,676                             | 2,977                       | 4,433                 | 226             | 30,219    |
| Texas                | 75,466                            | 16,808                            | 10,332                      | 15,386                | 784             | 118,776   |
| Utah                 | 5,138                             | 1,274                             | 879                         | 1,309                 | 67              | 8,667     |
| Vermont              | 2,843                             | 688                               | 366                         | 546                   | 28              | 4,471     |
| Virginia             | 24,612                            | 4,205                             | 3,612                       | 5,375                 | 274             | 38,082    |
| Washington           | 15,658                            | 3,271                             | 2,540                       | 3,782                 | 193             | 25,444    |
| West Virginia        | 11,650                            | 2,143                             | 1,464                       | 2,181                 | 111             | 17,549    |
| Wisconsin            | 28,761                            | 3,665                             | 3,382                       | 5,036                 | 257             | 41,101    |
| Wyoming              | 2,619                             | 1,025                             | 496                         | 739                   | 38              | 4,917     |
| District of Columbia | 5,156                             | 541                               | 585                         | 871                   | 44              | 7,197     |
| Continental U. S.    | 1,267,927                         | 199,314                           | 159,132                     | 236,977               | 12,076          | 1,875,426 |
| Alaska               | 1,454                             | 387                               | 137                         | 203                   | 10              | 2,191     |
| Hawaii               | 3,449                             | 619                               | 378                         | 563                   | 29              | 5,038     |
| Total                | 1,272,830                         | 200,320                           | 159,647                     | 237,743               | 12,115          | 1,882,655 |

<sup>1/</sup> Both the highway-user portion of total taxes and the distribution by States were estimated by the Bureau of Public Roads, based on U. S. Internal Revenue Service collections. Amounts paid on U. S. Government purchases, as estimated by the Bureau of Public Roads, have been excluded.

FEDERAL TAXES ON MOTOR VEHICLES AND RELATED PRODUCTS

TABLE E-101

| EFFECTIVE DATE OF NEW TAX OR REVISION OF EXISTING TAX | MANUFACTURERS EXCISE TAXES           |   |   |  |  |  |  |   |  |                        |                        |   | MOTOR-VEHICLE USE TAXES   |
|---|--------------------------------------|---|---|--|--|--|--|---|--|------------------------|------------------------|---|---|
|   | MOTOR VEHICLES AND PARTS             |   |   |  |  |  |  |   |  |                        |                        |   |   |
|   | GASOLINE<br>1/<br>(CENTS PER GALLON) | SPECIAL FUELS<br>2/<br>(CENTS PER GALLON) | LUBRICATING OIL<br>3/<br>(CENTS PER GALLON) | AUTOMOBILES<br>(PERCENT OF MANUFACTURER'S SALES PRICE) | MOTORCYCLES<br>(PERCENT OF MANUFACTURER'S SALES PRICE) | BUSES<br>(PERCENT OF MANUFACTURER'S SALES PRICE) | TRUCKS<br>(PERCENT OF MANUFACTURER'S SALES PRICE)                                    | TRAILERS<br>(PERCENT OF MANUFACTURER'S SALES PRICE) | PARTS AND ACCESSORIES<br>(PERCENT OF MANUFACTURER'S SALES PRICE) | TIRES<br>4/<br>PERCENT | TUBES<br>4/<br>PERCENT | TREAD RUBBER (CAMELBACK)<br>5/<br>(CENTS PER POUND) |   |
| October 4, 1917                                       | -                                    | -   | -   | 3 percent  | 3 percent  | 3 percent  | 3 percent  | -   | -  | -                      | -                      | -   | -   |
| January 1, 1919                                       | -                                    | -   | -   | ↓  | ↓  | ↓  | ↓  | -   | -  | -                      | -                      | -   | Automobiles for hire \$10 for 7-passenger or less, \$20 for over 7                        |
| February 25, 1919                                     | -                                    | -   | -   | 5 percent  | 5 percent  | 5 percent  | ↓  | -   | 5 percent  | 5 percent              | 5 percent              | -   | -   |
| July 3, 1924  | -                                    | -   | -   | ↓  | ↓  | ↓  | Exempted truck chassis sold for \$1,000 or under and truck bodies for \$200 or under | -   | 2-1/2 percent  | 2-1/2 Percent          | 2-1/2 Percent          | -   | -   |
| February 26, 1926                                     | -                                    | -   | -   | ↓  | ↓  | ↓  | Repealed   | -   | Repealed   | Repealed               | Repealed               | -   | -   |
| March 29, 1926  | -                                    | -   | -   | 3 percent  | 3 percent  | 3 percent  | -  | -   | -  | -                      | -                      | -   | ↓   |
| June 30, 1926   | -                                    | -   | -   | ↓  | ↓  | ↓  | -  | -   | -  | -                      | -                      | -   | Repealed  |
| May 29, 1928  | -                                    | -   | -   | Repealed   | Repealed   | Repealed   | -  | -   | -  | -                      | -                      | -   | -   |
| June 21, 1932   | 1 cent                               | -   | 4 cents                                     | 3 percent  | 3 percent  | 3 percent  | 2 percent  | -   | 2 percent  | 2-1/4 cents a pound    | 4 cents a pound        | -   | -   |
| June 17, 1933   | 1-1/2 cents                          | -   | ↓   | ↓  | ↓  | ↓  | ↓  | -   | ↓  | ↓                      | ↓                      | -   | -   |
| January 1, 1934                                       | 1 cent                               | -   | ↓   | ↓  | ↓  | ↓  | ↓  | -   | ↓  | ↓                      | ↓                      | -   | -   |
| July 1, 1940  | 1-1/2 cents                          | -   | 4-1/2 cents                                 | 3-1/2 percent  | 3-1/2 percent  | 3-1/2 percent                                    | 2-1/2 percent  | -   | 2-1/2 percent  | 2-1/2 cents a pound    | 4-1/2 cents a pound    | -   | -   |
| October 1, 1941                                       | -                                    | -   | ↓   | 7 percent  | 7 percent  | 5 percent  | 5 percent  | House trailers, 7 percent; all others, 5 percent    | 5 percent  | 5 cents a pound        | 9 cents a pound        | -   | -   |
| February 1, 1942                                      | -                                    | -   | ↓   | ↓  | ↓  | ↓  | ↓  | ↓   | ↓  | ↓                      | ↓                      | -   | All motor vehicles, \$5   |
| November 1, 1942                                      | -                                    | -   | 6 cents                                     | ↓  | ↓  | ↓  | ↓  | ↓   | ↓  | ↓                      | ↓                      | -   | ↓   |
| June 30, 1946   | -                                    | -   | ↓   | ↓  | ↓  | ↓  | ↓  | ↓   | ↓  | ↓                      | ↓                      | -   | Repealed  |
| November 1, 1951                                      | 2 cents                              | 2 cents                                   | ↓   | 10 percent   | 10 percent   | 8 percent  | 8 percent  | House trailers exempted; all others, 8 percent      | 8 percent  | ↓                      | ↓                      | -   | -   |
| September 1, 1955                                     | ↓                                    | ↓   | ↓   | ↓  | Repealed   | ↓  | ↓  | ↓   | ↓  | ↓                      | ↓                      | -   | -   |
| July 1, 1956  | 3 cents                              | 3 cents                                   | ↓   | ↓  | -  | 10 percent                                       | 10 percent   | House trailers exempted; all others, 10 percent     | ↓  | 8 cents a pound        | ↓                      | 3 cents   | Motor vehicles over 26,000 pounds gross-weight - \$1.50 per thousand pounds annual tax 5/ |
| Existing rates, January 1, 1959                       | 3 cents                              | 3 cents                                   | 6 cents                                     | 10 percent   | -  | 10 percent                                       | 10 percent   | House trailers exempted; all others, 10 percent     | 8 percent  | 8 cents a pound        | 9 cents a pound        | 3 cents   | Motor vehicles over 26,000 pounds gross-weight - \$1.50 per thousand pounds annual tax 5/ |

1/ The 3-cent gasoline tax applies to all gallonage imported or produced. The entire tax became refundable for fuel used for farming Jan. 1, 1956; and the additional one cent levied July 1, 1956 is refundable for non-highway uses, and for use by local transit systems.

2/ The 3-cent tax applies to all special fuels (diesel, butane, propane, etc.) used in highway vehicles. Special fuel used by local transit systems, and that used in motor boats and airplanes is taxed at 2 cents a gallon.

3/ The tax applies to all lubricating oil, regardless of use.

4/ Percent of manufacturer's sales price to February 26, 1926; re-enacted effective June 21, 1932, on a cents-per-pound basis, but applicable to all tires and tubes, not limited to those for automotive vehicles. Tires and tubes for toys exempted effective November 1, 1951. The additional 3 cents a pound, effective July 1, 1956, applies to tires for highway vehicles only.

5/ Applies to use for tires "of the type used on highway vehicles".

6/ The tax applies to the entire gross weight of a vehicle or combination if its gross weight exceeds 26,000 pounds. Buses used in local transit service are exempt.

STATUS OF HIGHWAY TRUST FUND  
FISCAL YEAR ENDED JUNE 30, 1958<sup>U</sup>

|   |                         |
|---|-------------------------|
| I Receipts:   |                         |
| A. Excise Taxes (Transferred general receipts)  |                         |
| 1. Gasoline -----   | \$1,637,997,879.26      |
| 2. Diesel tax -----   | 49,783,079.61           |
| 3. Tires - highway vehicles -----   | 220,284,833.39          |
| 4. Tires - other -----  | 36,027,683.80           |
| 5. Innertubes -----   | 17,374,263.40           |
| 6. Tread rubber -----   | 10,813,762.17           |
| 7. Trucks, buses, trailers, etc. -----  | 110,520,155.87          |
| 8. Truck use tax -----  | 33,226,553.07           |
| 9. Subtotal -----   | <u>2,116,028,210.57</u> |
| B. Interest -----   | 17,686,110.43           |
| C. Total receipts -----   | <u>2,133,714,321.00</u> |
| II Expenditures: (Checks issued basis)  |                         |
| A. Bureau of Public Roads   |                         |
| 1. Payment from general fund reimbursed -----   | 0.00                    |
| 2. Direct from Trust Fund -----   | 1,511,394,651.26        |
| 3. Subtotal -----   | <u>1,511,394,651.26</u> |
| B. Reimbursement to General Fund Receipts   |                         |
| 1. Refunds  |                         |
| a. Gasoline used on farms -----   | 73,571,100.30           |
| b. Gasoline used for all other non-highway<br>purposes or local transit systems ----- | <u>16,310,818.33</u>    |
| Subtotal -----  | 89,881,918.63           |
| c. Other gasoline -----   | 9,881.77                |
| d. Tires of the type used on highway vehicles<br>and tread rubber -----               | 6,971.08                |
| e. Trucks, buses, etc. -----  | <u>14,237.19</u>        |
| Subtotal -----  | 31,090.04               |
| f. Total -----  | 89,913,008.67           |
| C. Administration and enforcement of labor<br>standards - Labor Department -----      | 208,225.00              |
| D. Total expenditures -----   | <u>1,601,515,884.93</u> |
| III Balance in Trust Fund - June 30, 1958:  |                         |
| A. Investments  |                         |
| 2-1/2 percent U. S. Treasury Special Certificate of Indebtedness, matures 6-30-59     | 822,226,000.00          |
| B. Undisbursed balances -----   | <u>226,307,925.15</u>   |
| C. Total balance -----  | <u>1,048,533,925.15</u> |
| 1. Fund created June 29, 1956 with enactment of Highway Revenue Act of 1956.          |                         |

# HIGHWAY FINANCE

This section of the bulletin contains a series of tables reporting the receipts, disbursements, changes in debt status, and other financial information of State and local highway agencies. State highway finance data are for the calendar year 1957, while those of the local governments are for various 1956 fiscal periods, the latest year that complete information is available.

## HIGHWAY-USER IMPOSTS

A highway-user impost is defined as a special tax or fee (other than a toll for use of a specific facility) paid by motor-vehicle users because of their use of the highways. These imposts include motor-fuel taxes, motor-vehicle registration and associated fees, and special taxes applicable only to motor carriers. Property, sales, or other taxes paid by the general public or businesses are not included in this category.

The proceeds of these special imposts are the principal source of State revenue for highways, and by virtue of State sharing, they become the largest source of highway income to local governments (taken as a group). Receipts from highway-user imposts and tolls accounted for \$4.5 billion of State revenue available for highways in 1957. This was an increase of 3 percent over 1956, as compared with a 10-percent increase in 1956 over 1955. More than half of this revenue was allotted for State highway improvements and maintenance. The remainder was allocated for general administration and other State highway purposes, for local roads and streets, for nonhighway purposes, and for costs of collecting the highway-user taxes. The distribution of net receipts (after deduction of collection costs) was as follows:

|   | <u>Millions</u> |
|---|-----------------|
| For State highway construction . . . . .                      | \$1,580         |
| For State highway maintenance and<br>administration . . . . . | 936             |
| For all other State highway purposes . . . . .                | 378             |
| For local roads and streets . . . . .                         | 1,162           |
| For nonhighway purposes . . . . .                             | <u>305</u>      |
| Total . . . . .   | 4,361           |

Less than 7 percent of net receipts from highway-user imposts was allocated for nonhighway purposes. The major portion of these allocations for nonhighway purposes was concentrated in a very few States, and reallocation of all highway-user revenues not now applied to highways would not have broad effect.

Allocation of the proceeds of motor-fuel taxes and

motor-vehicle fees is shown in tables G-3 and MV-3, respectively. The purpose of these tables and the summary table DF is to follow the proceeds of the highway-user imposts to their eventual allocation for specific purposes. These allocations are in agreement with the highway-user revenues reported in the State highway finance (SF) tables.

In many States, specific revenues or portions of revenues from each type of highway-user tax are dedicated to particular highway purposes. A number of States, however, place all highway-user revenues in a general highway fund, and a few have a general State fund into which go many types of revenues, including those from highway users. For the latter group of States, each appropriation or expenditure for highway purposes is considered to have been made from motor-fuel taxes and from motor-vehicle taxes and fees in proportion to the revenue received from each of these sources.

In some States a portion of highway-user revenues has been allocated to the State general fund or for non-highway purposes. In a few of these States, there have also been general fund appropriations for highway purposes. In the Bureau of Public Roads analyses, such appropriations have been offset against the nonhighway allocations of highway-user revenues.

To supplement the data on motor-fuel taxes distributed, table G-106 gives the legal or administrative provisions for allocating these revenues. A similar table, MV-106, includes the legislative provisions for the allocation of both motor-vehicle registration fees and motor-carrier taxes.

## STATE HIGHWAY FINANCE

State income and expenditures for highways are shown in tables SF-1 through 6, and the receipts and disbursements for collecting and administering highway-user imposts are given in tables SF-9 and 10. Income, expenditures, and debt of counties and other local rural units and of municipalities are reported in the local finance section.

Tables SF-1 and 2 summarize the receipts and disbursements of all State highway-user taxes, including any portions used for nonhighway purposes, and all other income (including Federal aid) available to the States for highways. Also included are the transactions of interstate and intrastate toll facilities operated by State or quasi-State agencies. Tables SF-3 and 4 show the portions of the revenues and expenditures

applicable to roads and streets under State control. The amounts exclusive of toll facility revenues and expenditures are shown in tables SF-3A and 4A. Tables SF-5 and 6 give the portions of the States' income and expenditures that were for local roads and streets. Details of construction, maintenance, and administrative costs are reported in supplement 1 to SF-4. Table SF-11, which is included for the first time, shows capital outlay by the States on Federal-aid and other systems.

In 1957, road-user revenues, tolls, bond sales, general revenues appropriated for highways, and Federal-aid funds reached a gross total of \$7,068 million, but \$317 million of the amount derived from tolls and road-user taxes were used for nonhighway purposes and \$182 million for collection of taxes and fees, thus reducing the amount available for highways from all sources to \$6,569 million. In terms of purchasing power, this is an increase of 92 percent over the amount available for highways in 1941. However, the significance of the increase is tempered by the fact that traffic and design requirements have increased greatly since 1941 and the deficiencies of the highway systems have continued to accumulate. Of total revenues, 64 percent came from current State taxes comprised of levies on motor fuel (41 percent), and on motor vehicles and motor carriers (23 percent). Federal funds and bond proceeds accounted for 18 and 10 percent, respectively. Tolls, general fund appropriations, other State taxes, and miscellaneous fees provided 8 percent.

State disbursements for highways totaled \$7,203 million in 1957, of which \$4,392 million were spent for highway construction (including right-of-way and engineering costs), an increase of 13 percent over 1956. Allocations of State revenues to local governments for highway purposes totaled \$1,064 million, or 15 percent of total highway disbursements.

Toll-road financing continued to decline during 1957. Sale of toll-road bonds totaled \$139.5 million, comprising \$19.5 million for construction of the Kansas Turnpike Extension and \$120 million for additional financing of the Connecticut Turnpike. Although most of the toll roads were in operation by the end of 1957, construction expenditures were only 19 percent under 1956. This is due primarily to the large amounts expended on the few facilities still under construction at the end of the year. In 1957, 3,117 miles of toll roads were in operation and 145 miles were still under construction. The detailed transactions of special toll authorities are reported in tables SF-3B and 4B.

## STATE OBLIGATIONS FOR HIGHWAYS

Tables SB-1, 2, 2B, 3, and 5 present information on obligations issued, redeemed, and outstanding at the end of 1957, and future annual debt service requirements for State obligations for highways, including State-assumed local obligations, State issues for local roads, and obligations of the State to reimburse local governments for their contributions to the cost of State highways or local roads and streets now on the State systems. Special toll-revenue issues for bridges and for other highway facilities are included only if the facilities are administered by State or quasi-State agencies. A distinction has been made in table SB-2B between general obligations backed by the full credit of the State, and limited obligations for which only specific revenues have been pledged.

The total outstanding highway debt of State and quasi-State agencies at the end of 1957 was \$7,945 million. After deducting \$243 million in sinking fund and debt reserves, the net State debt for highways was \$7,702 million, a 6-percent increase over 1956.

## ALASKA, HAWAII, AND PUERTO RICO

Highway data for Alaska, Hawaii, and Puerto Rico, including motor-fuel consumption and tax receipts, motor-vehicle registrations and receipts, disposition of receipts from imposts on highway users, highway finance, and mileage, are reported in tables on pages 137-138. Additional information on Federal-aid mileage and finance is shown in the Federal-aid and mileage sections of this bulletin.

## LOCAL ROAD AND STREET FINANCE

The finances of local governmental units for highway and street purposes during 1956 are presented on pages 123-136. For the first time, separate tables are included giving the receipts, disbursements, and changes in debt status for local toll facilities. Also appearing for the first time are tables F-1 and F-2 which give, by States, the 1956 receipts and disbursements for highways of all units of government (Federal, State, and local). Receipts and disbursements of urban places for allied street functions are reported only in tables UF-11 and UF-12. The designations or numbering system of the local finance tables have been changed from those used in previous years to make

(Continued on next page)

them more closely allied to the State highway finance tables.

#### SOURCES AND PROCEDURES

The local finance summaries for the rural governmental units include information from each of the 48 States, a goal not achieved in any previous year. It was necessary to estimate urban finance data for 2 States, with the remaining 46 States reporting either partial or complete information. Forty-five States provided information in varying degrees of completeness for such allied highway activities as street cleaning and the construction and maintenance of storm sewers, street lighting, sidewalks, and parking facilities. (Parking meter income of \$564,000 for the District of Columbia is included only in the State finance tables.)

Most of the information included in the local highway finance tables was obtained from local governmental sources and was summarized by the State highway department planning survey offices. In some instances, however, it was necessary to obtain local finance data from Federal and State agencies.

#### RECEIPTS AND DISBURSEMENTS

Receipts for local rural roads are shown in table LF-1 on page 123. In 1956, these receipts reached a total of \$1,518 million of which \$641 million or 42.2 percent were derived from local revenues; \$728 million or 47.9 percent represented fund transfers from State governments; \$21 million or 1.4 percent came from Federal agencies; and \$1.5 million or 0.1 percent were received from urban places. Proceeds of long- and short-term borrowings to augment the highway funds of local governments provided an additional \$127.6 million, or 8.4 percent of all receipts. Tables LB-2 and UB-2 present information on local rural and urban highway obligations issued and redeemed during 1956, and outstanding at the end of the year.

Local rural disbursements for highways, excluding debt retirement, totaled \$1,393 million during 1956, of which \$1,293 million were spent directly by the rural units, an increase of 10.7 percent over 1955. Allocations of local revenues to State and municipal governments amounted to \$100 million.

Table UF-1 on page 127 summarizes the highway receipts of urban places. During 1956, revenue derived from local sources amounted to \$900 million,

of which nearly all came from property taxes and general fund appropriations. Transfers from State and local rural units amounted to \$284 million or 18.3 percent of total receipts, and credit financing provided \$365 million or 23.6 percent. Reimbursements from Federal-aid highway funds are omitted from all local finance summaries and are included only in the tables reporting State highway finance data.

Disbursements by urban places for streets and highways, excluding debt retirement, amounted to \$1,273 million in 1956, an increase of 11.1 percent over 1955. Allocations of urban funds to State and local rural government for highway purposes totaled \$36.5 million. These disbursements are given in table UF-2.

To supplement tables LF-2 and UF-2, tables LF-21 and UF-21 provide the details of right-of-way, construction, maintenance, interest, and other costs.

#### INTERGOVERNMENTAL TRANSFERS

There are some differences between the State and local finance tables with respect to intergovernmental transfers. Variations in fiscal periods account for most of this disagreement. In addition, some of the direct expenditures by the local units on State highways are reported as transfers to and as direct expenditures by the State in the State finance tables.

The treatment of reimbursement obligations for the local units introduces a further apparent disagreement between the local finance and State finance tables. State payments to reimburse local governments for their contributions to the cost of roads now on the State systems are reported as debt service payments on reimbursement obligations in table SB-3. In the States in which the reimbursement payments bear little, if any, relation to the local debt incurred in contributing to the cost of present State highways, as in Kansas and Missouri, the reimbursement received is considered to be aid for local roads and is included in the receipts from the States in table LF-1.

In Delaware, where State reimbursements are the amounts required for principal and interest payments on local debt issued to provide funds for State-administered highways, responsibility for the outstanding local debt has been assumed by the State and all transactions relating thereto are omitted from the local finance tables. In Louisiana, Texas, and Wisconsin, where the reimbursements are related to local debt service requirements, the local debt being serviced with State funds is reported in the local finance tables.







DISBURSEMENTS FROM STATE HIGHWAY-USER REVENUES AND OTHER RECEIPTS APPLICABLE TO HIGHWAYS-SUMMARY-1957 J

TABLE SP-2, 1957 ISSUED OCTOBER 1958

Compiled for calendar year from reports of State authorities

Table with columns: STATE, EXPENSE OF COLLECTING AND ADMINISTERING HIGHWAY-USER REVENUES, DISBURSEMENTS FOR STATE-ADMINISTERED HIGHWAYS (Capital, State Highway Police, Bond Interest, Subtotal, Road Retirement, Total), EXPENDITURES AND FUND TRANSFERS FOR LOCAL ROADS AND STREETS (County and Other Local Roads, City Streets, Service of Obligations, Total), EXPENDITURES AND FUND TRANSFERS FOR NONHIGHWAY PURPOSES (Education, State and Local General Funds, Total), TOTAL DISBURSEMENTS, RESERVES FOR CURRENT HIGHWAY WORK, RESERVES FOR DEBT SERVICE, and TOTAL. Includes a total row at the bottom.

1/ This table is one of a series on State highway finance. Tables SP-1 and 2 summarize the receipts and disbursements of (1) State highway-user revenues, including amounts allocated for nonhighway purposes, and (2) all other receipts and disbursements by the States for highways. Tables SP-3 and 4 record receipts and disbursements for State-administered highways inclusive of toll facilities; Tables SP-5 and 6, receipts and disbursements for State-administered highways exclusive of toll facilities; Tables SP-7 and 8, receipts and disbursements for nonhighway purposes that are operated by State or quasi-State agencies are given separately in Tables SP-9 and 10. Information on the amounts of highway-user taxes used for nonhighway purposes can be obtained from Tables G-3, MW-3, and DP. Transactions of interest and intra-State toll authorities that are operated by State or quasi-State agencies are given in Table SP-11. Receipts and disbursements for State-administered highways exclusive of toll facilities are given in Tables SP-3A and 4A. Details of expenditures for construction, maintenance, and administration of State-administered highways are given in supplement 1 to Table SP-4.

2/ Expenditures for county roads under State control in Alabama (eight counties), Delaware, North Carolina, Virginia (all but two counties), and West Virginia are included with expenditures for State-administered highways. 3/ Obligations for State highways include State highway bonds and notes, State and quasi-State toll authority bonds, and obligations to reimburse county and other local governments for their contribution to the cost of roads and bridges now on State systems. Interest column also includes small charges for debt administration. For additional information on State debt for highways see SP tables.

4/ In many States, the fund transfers under "county and other local roads" may ultimately have been used in part for city streets or service of obligations for local roads. Expenditures on city streets forming urban extensions of the State systems have been included under "highways for nonhighway purposes" in Table SP-9. For additional details of allocations for nonhighway purposes see Table SP-9.

5/ Reported expenditures from toll revenues of the Indiana Toll Bridge Commission, the Port of New York Authority (N.Y.), and the Delaware River Port Authority (Pa.) for other than highway and closely related purposes. These amounts do not appear on Table SP.





DISBURSEMENTS FOR STATE-ADMINISTERED HIGHWAYS - 1957<sup>1/</sup>

SUPPLEMENT 1 TO TABLE SF-4, 1957 ISSUED OCTOBER 1958

Compiled for calendar year from reports of State authorities

(CLASSIFIED BY OBJECT OF EXPENDITURE)

Table with 20 columns: STATE, CAPITAL OUTLAY (Acquisition, Construction of Roads, Construction of Bridges, Total), MAINTENANCE (Maintenance of Condition: Roads, Bridges; Operating Maintenance: Snow Removal, Traffic Services, Operation of Toll Roads, Total), EQUIPMENT PURCHASE AND OPERATION, GENERAL ADMINISTRATION AND MISCELLANEOUS (General Administration, Research, Land, Miscelaneours, Total), STATE HIGHWAY POLICE AND SAFETY (State Highway Police, Safety Education, Weight Enforcement, Total).

1/ This table gives a further segregation of expenditures shown on Table SF-4, exclusive of expenditures for interest and retirement of obligations for State highways. 2/ Segregation by object of expenditure is incomplete in some States. Where expenditures are not segregated, the total is given under "construction of roads" and "maintenance of condition, roads" for capital outlay and

maintenance expenditures, respectively. 3/ These costs are included in the columns for capital outlay, maintenance and administration and are shown separately for information purposes only. 4/ Preliminary and construction engineering costs are included in capital outlay.

Highway Statistics, 1957





# STATE RECEIPTS APPLICABLE TO LOCAL ROADS AND STREETS-1957<sup>1/</sup>

Compiled for calendar year  
from reports of State authorities

TABLE SF-5, 1957  
ISSUED OCTOBER 1958

| STATE                        | BALANCES ON JANUARY 1, 1957 <sup>2/</sup> |                           |                | RECEIPTS FROM CURRENT STATE IMPOSTS <sup>3/</sup> |                                 |                  |                                   |                                   |                  | OTHER RECEIPTS                        |                                  |              |                             |                        | TOTAL RECEIPTS |                  |
|------------------------------|---|---------------------------|----------------|---|---------------------------------|------------------|-----------------------------------|-----------------------------------|------------------|---------------------------------------|----------------------------------|--------------|-----------------------------|------------------------|----------------|------------------|
|                              | RESERVES FOR CURRENT HIGHWAY WORK         | RESERVES FOR DEBT SERVICE | TOTAL          | HIGHWAY-USER REVENUE <sup>4/</sup>                |                                 |                  | APPROPRIATIONS FROM GENERAL FUNDS | OTHER STATE IMPOSTS <sup>5/</sup> | TOTAL            | FEDERAL FUNDS, BUREAU OF PUBLIC ROADS | TRANSFERS FROM LOCAL GOVERNMENTS |              | ISSUE OF BONDS, NOTES, ETC. | MISCELLANEOUS RECEIPTS |                | TOTAL            |
|                              |   |                           |                | MOTOR-FUEL TAXES                                  | MOTOR-VEHICLE AND CARRIER TAXES | TOTAL            |                                   |                                   |                  |                                       | FROM COUNTIES, ETC.              | FROM CITIES  |                             |                        |                |                  |
| Dollars                      | Dollars                                   | Dollars                   | Dollars        | Dollars   | Dollars                         | Dollars          | Dollars                           | Dollars                           | Dollars          | Dollars                               | Dollars                          | Dollars      | Dollars                     | Dollars                | Dollars        |                  |
| Alabama <sup>6/</sup>        | 10,404                                    | -                         | 10,404         | 38,525  | 4,508                           | 43,033           | -                                 | -                                 | 43,033           | 5,651                                 | -                                | -            | -                           | -                      | 5,651          | 48,684           |
| Arizona                      | 899                                       | -                         | 899            | 6,130   | 5                               | 6,135            | -                                 | -                                 | 6,135            | 2,668                                 | 1,308                            | -            | -                           | -                      | 3,976          | 10,111           |
| Arkansas                     | -   | -                         | -              | 7,983   | 1,398                           | 9,381            | -                                 | -                                 | 9,381            | 750                                   | 1,326                            | -            | -                           | -                      | 2,076          | 11,457           |
| California                   | 13,232                                    | -                         | 13,232         | 96,297  | 20,833                          | 117,130          | -                                 | -                                 | 117,130          | 6,422                                 | 2,572                            | -            | -                           | -                      | 8,994          | 126,124          |
| Colorado                     | 829                                       | -                         | 829            | 10,735  | 4,024                           | 14,759           | -                                 | -                                 | 14,759           | -                                     | -                                | -            | -                           | -                      | -              | 14,759           |
| Connecticut                  | 6,886                                     | -                         | 6,886          | 9,897   | 3,681                           | 13,578           | 4,041                             | -                                 | 17,619           | 2,406                                 | -                                | -            | -                           | -                      | 2,406          | 20,025           |
| Delaware <sup>6/</sup>       | -   | -                         | -              | -   | -                               | -                | -                                 | -                                 | -                | -                                     | -                                | -            | -                           | -                      | -              | -                |
| Florida                      | 6   | 244                       | 250            | 13,920  | 386                             | 14,306           | -                                 | -                                 | 14,306           | -                                     | 47                               | -            | -                           | -                      | 47             | 14,353           |
| Georgia                      | 16,398                                    | 2,142                     | 18,540         | 23,021  | 4,285                           | 27,306           | -                                 | -                                 | 27,306           | 2,151                                 | 1                                | -            | 35,197                      | 869                    | 38,218         | 65,524           |
| Idaho                        | 2,381                                     | -                         | 2,381          | 4,211   | 2,587                           | 6,798            | -                                 | -                                 | 6,798            | 910                                   | 669                              | -            | -                           | -                      | 1,579          | 8,377            |
| Illinois                     | 80,535                                    | -                         | 80,535         | 87,736  | 10,566                          | 98,302           | -                                 | -                                 | 98,302           | 6,299                                 | -                                | -            | -                           | -                      | 6,299          | 104,601          |
| Indiana                      | -   | -                         | -              | 35,699  | 14,636                          | 50,335           | -                                 | -                                 | 50,335           | -                                     | 1,252                            | -            | -                           | -                      | 1,252          | 51,587           |
| Iowa                         | 13,088                                    | -                         | 13,088         | 22,173  | 22,811                          | 44,984           | -                                 | 2,003                             | 46,987           | 8,570                                 | -                                | -            | -                           | -                      | 8,570          | 55,557           |
| Kansas                       | 4,138                                     | -                         | 4,138          | 9,495   | 2,103                           | 11,598           | -                                 | -                                 | 11,598           | 4,128                                 | -                                | -            | -                           | -                      | 4,128          | 15,726           |
| Kentucky                     | 2,206                                     | -                         | 2,206          | 3,883   | 2,803                           | 6,686            | -                                 | -                                 | 6,686            | -                                     | -                                | -            | -                           | -                      | -              | 6,686            |
| Louisiana                    | 3,332                                     | 2                         | 3,334          | 11,419  | 1,234                           | 12,653           | -                                 | 1,073                             | 13,726           | -                                     | 113                              | 91           | -                           | -                      | 204            | 13,930           |
| Maine                        | 379                                       | -                         | 379            | 1,904   | 789                             | 2,693            | -                                 | -                                 | 2,693            | -                                     | -                                | -            | -                           | -                      | -              | 2,693            |
| Maryland                     | 1,083                                     | 276                       | 1,359          | 23,688  | 5,949                           | 29,637           | -                                 | -                                 | 29,637           | 1,839                                 | 918                              | 1,020        | 2,091                       | 8                      | 5,876          | 35,513           |
| Massachusetts                | -   | -                         | -              | 8,670   | 3,205                           | 11,875           | -                                 | -                                 | 11,875           | 928                                   | -                                | -            | 15,121                      | -                      | 16,049         | 27,924           |
| Michigan                     | 14,551                                    | -                         | 14,551         | 66,539  | 32,498                          | 99,037           | -                                 | -                                 | 99,037           | 4,742                                 | 3,032                            | -            | -                           | -                      | 7,774          | 106,811          |
| Minnesota                    | 9,905                                     | -                         | 9,905          | 17,982  | 3,152                           | 21,134           | -                                 | -                                 | 21,134           | 6,864                                 | 6,625                            | 48           | -                           | -                      | 13,547         | 34,681           |
| Mississippi                  | 8,243                                     | -                         | 8,243          | 15,055  | 6,370                           | 21,425           | -                                 | 6,491                             | 27,916           | 2,917                                 | 83                               | -            | -                           | -                      | 3,000          | 32,916           |
| Missouri                     | 2,728                                     | -                         | 2,728          | 159   | 120                             | 279              | -                                 | -                                 | 279              | -                                     | -                                | -            | -                           | -                      | -              | 279              |
| Montana                      | -   | -                         | -              | -   | 3,398                           | 3,398            | -                                 | -                                 | 3,398            | -                                     | -                                | -            | -                           | -                      | -              | 3,398            |
| Nebraska                     | -   | -                         | -              | 12,635  | 5,950                           | 18,585           | -                                 | -                                 | 18,585           | 2,628                                 | 1,548                            | 312          | -                           | -                      | 4,494          | 23,079           |
| Nevada                       | -   | -                         | -              | 1,745   | 112                             | 1,857            | -                                 | -                                 | 1,857            | -                                     | -                                | -            | -                           | -                      | -              | 1,857            |
| New Hampshire                | -   | -                         | -              | 334   | 232                             | 566              | -                                 | -                                 | 566              | -                                     | 978                              | 238          | -                           | -                      | 1,216          | 1,782            |
| New Jersey                   | 17,038                                    | 258                       | 17,296         | 9,982   | 7,514                           | 17,496           | -                                 | -                                 | 17,496           | 843                                   | 1,454                            | -            | -                           | 99                     | 2,396          | 19,892           |
| New Mexico                   | -   | -                         | -              | -   | 3,799                           | 3,799            | -                                 | -                                 | 3,799            | -                                     | -                                | -            | -                           | -                      | -              | 3,799            |
| New York                     | 2,422                                     | -                         | 2,422          | 23,718  | 33,704                          | 57,422           | -                                 | -                                 | 57,422           | 2,359                                 | -                                | -            | -                           | -                      | 2,359          | 59,781           |
| North Carolina <sup>6/</sup> | -   | -                         | -              | 6,477   | -                               | 6,477            | -                                 | -                                 | 6,477            | -                                     | -                                | 374          | -                           | -                      | 374            | 6,851            |
| North Dakota                 | 484                                       | -                         | 484            | 1,805   | 3,364                           | 5,169            | -                                 | 93                                | 5,262            | 1,980                                 | 1,929                            | -            | -                           | -                      | 3,909          | 9,171            |
| Ohio                         | 8,158                                     | -                         | 8,158          | 50,728  | 55,894                          | 106,622          | -                                 | -                                 | 106,622          | 2,251                                 | 893                              | -            | -                           | -                      | 3,144          | 109,766          |
| Oklahoma                     | 477                                       | -                         | 477            | 20,816  | 8,340                           | 29,156           | -                                 | 3,540                             | 32,696           | 912                                   | 946                              | -            | -                           | -                      | 1,858          | 34,554           |
| Oregon                       | 6,085                                     | -                         | 6,085          | 10,387  | 7,201                           | 17,588           | -                                 | -                                 | 17,588           | 2,674                                 | 1,055                            | 40           | -                           | -                      | 3,769          | 21,357           |
| Pennsylvania                 | 1,240                                     | -                         | 1,240          | 46,883  | 31                              | 46,914           | -                                 | -                                 | 46,914           | -                                     | -                                | -            | -                           | -                      | -              | 46,914           |
| Rhode Island                 | -   | -                         | -              | 169   | 102                             | 271              | -                                 | -                                 | 271              | 466                                   | -                                | -            | -                           | -                      | 466            | 737              |
| South Carolina               | -   | -                         | -              | 6,331   | -                               | 6,331            | -                                 | -                                 | 6,331            | -                                     | -                                | -            | -                           | -                      | -              | 6,331            |
| South Dakota                 | -   | -                         | -              | 1,551   | 4,339                           | 5,890            | -                                 | -                                 | 5,890            | 2,913                                 | 1,917                            | 2            | -                           | -                      | 4,832          | 10,722           |
| Tennessee                    | -   | -                         | -              | 38,618  | 4,282                           | 42,900           | -                                 | -                                 | 42,900           | 5,951                                 | 36                               | -            | -                           | -                      | 5,987          | 48,887           |
| Texas                        | -   | -                         | -              | 7,300   | 24,607                          | 31,907           | -                                 | -                                 | 31,907           | -                                     | -                                | -            | -                           | -                      | -              | 31,907           |
| Utah                         | 142                                       | -                         | 142            | 2,718   | 2,718                           | 5,436            | -                                 | -                                 | 5,436            | 471                                   | 200                              | 45           | -                           | -                      | 716            | 3,434            |
| Vermont                      | -5  | 27                        | 22             | 3,164   | 1,838                           | 5,002            | -                                 | -                                 | 5,002            | 819                                   | 466                              | -            | -                           | -                      | 1,285          | 6,287            |
| Virginia <sup>6/</sup>       | 130                                       | -                         | 130            | 2,755   | 396                             | 3,151            | -                                 | -                                 | 3,151            | -                                     | 56                               | 39           | -                           | -                      | 95             | 3,246            |
| Washington                   | 1,529                                     | -                         | 1,529          | 25,322  | 54                              | 25,376           | -                                 | -                                 | 25,376           | 3,709                                 | 2,063                            | 134          | 1,005                       | -                      | 6,911          | 32,287           |
| West Virginia <sup>6/</sup>  | -   | -                         | -              | -   | -                               | -                | -                                 | -                                 | -                | -                                     | -                                | -            | -                           | -                      | -              | -                |
| Wisconsin                    | -   | -                         | -              | 26,743  | 13,767                          | 40,510           | -                                 | -                                 | 40,510           | 6,260                                 | 5,286                            | 550          | -                           | -                      | 12,096         | 52,606           |
| Wyoming                      | 1,164                                     | -                         | 1,164          | 3,706   | -                               | 3,706            | -                                 | -                                 | 3,706            | -                                     | 150                              | 105          | -                           | -                      | 255            | 3,961            |
| Dist. of Col.                | 11,177                                    | -                         | 11,177         | 11,251  | 2,492                           | 13,743           | -                                 | -                                 | 13,743           | 2,651                                 | -                                | -            | -                           | 747                    | 3,398          | 17,141           |
| <b>Total</b>                 | <b>241,264</b>                            | <b>2,949</b>              | <b>244,213</b> | <b>827,541</b>                                    | <b>334,077</b>                  | <b>1,161,618</b> | <b>4,041</b>                      | <b>13,200</b>                     | <b>1,178,859</b> | <b>94,132</b>                         | <b>36,923</b>                    | <b>3,004</b> | <b>53,414</b>               | <b>1,733</b>           | <b>189,206</b> | <b>1,368,065</b> |

Highway Finance

1/ See Tables SF-1 and 2 for general note on SF series. Tables SF-5 and 6 are concerned solely with State receipts and disbursements applicable to county and other local roads and streets not under State control.  
 2/ Any difference between January 1 balances and previous year's closing balances are the result of accounting adjustments, inclusion of funds not previously reported, etc.  
 3/ For this analysis, gross nonhighway allocations of highway-user revenues are offset, in the following amounts, against appropriations for local roads and streets out of State general funds:

Conn. \$448,000 and La. \$2,070,000.  
 4/ The entries in these columns are identical with the totals for local roads and streets on Tables G-3, MV-3, and DF, respectively.  
 5/ Iowa, sales and use tax; La., oil royalties; Miss., sales tax; N. Dak., use (sales) tax on vehicles purchased out of State; Okla., severance tax.  
 6/ County roads are under State control in Ala. (eight counties), Del., N. C., Va. (all but two counties), and W. Va.



STATE EXPENDITURES AND FUND TRANSFERS FOR LOCAL ROADS AND STREETS - 1957 <sup>1/</sup>

Compiled for calendar year from reports of State authorities

TABLE SF-6, 1957  
ISSUED OCTOBER 1958

| STATE          | COUNTY AND OTHER LOCAL ROADS               |               |                          |               |   |               | CITY STREETS                 |               |                          |               |  |               | SERVICE OF OBLIGATIONS FOR LOCAL ROADS |  |               | SUMMARY OF STATE DISBURSEMENTS FOR LOCAL ROADS AND STREETS |                |               | BALANCES ON DECEMBER 31, 1957     |                           |               |
|----------------|--|---------------|--------------------------|---------------|---|---------------|------------------------------|---------------|--------------------------|---------------|--|---------------|--|--|---------------|--|----------------|---------------|-----------------------------------|---------------------------|---------------|
|                | DIRECT EXPENDITURES BY STATE <sup>2/</sup> |               |                          |               | FUND TRANSFERS TO COUNTIES, TOWNSHIPS, ETC. <sup>4/</sup> | TOTAL         | DIRECT EXPENDITURES BY STATE |               |                          |               | FUND TRANSFERS TO CITIES <sup>4/</sup> | TOTAL         | STATE ISSUES FOR LOCAL ROADS           | FUND TRANSFERS FOR PAYMENTS ON LOCAL BONDS <sup>4/</sup> | TOTAL         | DIRECT EXPENDITURES BY STATE                               | FUND TRANSFERS | TOTAL         | RESERVES FOR CURRENT HIGHWAY WORK | RESERVES FOR DEBT SERVICE | TOTAL         |
|                | CAPITAL OUTLAY <sup>3/</sup>               | MAINTENANCE   | ADMINISTRATION AND OTHER | TOTAL         |   |               | CAPITAL OUTLAY <sup>3/</sup> | MAINTENANCE   | ADMINISTRATION AND OTHER | TOTAL         |  |               |  |  |               |  |                |               |                                   |                           |               |
| Alabama        | 1,000 Dollars                              | 1,000 Dollars | 1,000 Dollars            | 1,000 Dollars | 1,000 Dollars   | 1,000 Dollars | 1,000 Dollars                | 1,000 Dollars | 1,000 Dollars            | 1,000 Dollars | 1,000 Dollars                          | 1,000 Dollars | 1,000 Dollars                          | 1,000 Dollars  | 1,000 Dollars | 1,000 Dollars  | 1,000 Dollars  | 1,000 Dollars | 1,000 Dollars                     | 1,000 Dollars             | 1,000 Dollars |
| Arizona        | 16,525                                     | -             | -                        | 16,525        | 27,402  | 43,927        | 1,375                        | -             | -                        | 1,375         | 2,057                                  | 3,432         | -                                      | -  | 17,900        | 29,459   | 47,359         | 11,729        | -                                 | 11,729                    |               |
| Arkansas       | 3,935                                      | -             | 12                       | 3,947         | 4,082   | 8,029         | -                            | -             | -                        | -             | 2,041                                  | 2,041         | -                                      | -  | 3,947         | 6,123  | 10,070         | 940           | -                                 | 940                       |               |
| California     | 1,501                                      | -             | -                        | 1,501         | 7,460   | 8,961         | -                            | -             | -                        | -             | 1,921                                  | 1,921         | -                                      | -  | 1,501         | 9,381  | 10,882         | 575           | -                                 | 575                       |               |
| Colorado       | 11,790                                     | -             | -                        | 11,790        | 79,462  | 91,252        | -                            | -             | -                        | -             | 35,194                                 | 35,194        | -                                      | -  | 11,790        | 114,656  | 126,446        | 12,910        | -                                 | 12,910                    |               |
| Connecticut    | 8  | -             | -                        | 8             | 12,357  | 12,365        | -                            | -             | -                        | -             | 2,059                                  | 2,059         | -                                      | -  | -             | -  | -              | -             | -                                 | -                         |               |
| Delaware       | 7,921                                      | -             | -                        | 7,921         | 7,380   | 15,301        | 2,461                        | -             | -                        | -             | 1,782                                  | 4,243         | -                                      | -  | 10,382        | 9,162  | 19,544         | 7,367         | -                                 | 7,367                     |               |
| Florida        | 168  | 54            | -                        | 222           | 7,913   | 8,135         | -                            | -             | -                        | -             | -                                      | -             | 6,155                                  | 6,155  | 222           | 14,068   | 14,290         | -             | 313                               | 313                       |               |
| Georgia        | 32,786                                     | -             | 85                       | 32,871        | 9,317   | 42,188        | -                            | -             | -                        | -             | -                                      | -             | 2,001                                  | -  | 2,001         | 34,872   | 9,317          | 44,189        | 34,150                            | 5,725                     | 39,875        |
| Idaho          | 1,582                                      | -             | -                        | 1,582         | 6,141   | 7,723         | -                            | -             | -                        | -             | 608                                    | 608           | -                                      | -  | 1,582         | 6,749  | 8,331          | 2,427         | -                                 | 2,427                     |               |
| Illinois       | 17,321                                     | 3,634         | 608                      | 21,563        | 26,989  | 48,552        | 321                          | 1,122         | 589                      | 2,032         | 48,901                                 | 50,933        | -                                      | 7,650  | 23,595        | 83,540   | 107,135        | 78,001        | -                                 | 78,001                    |               |
| Indiana        | 1,252                                      | -             | -                        | 1,252         | 34,206  | 35,458        | -                            | -             | -                        | 95            | 16,034                                 | 16,129        | -                                      | -  | 1,347         | 50,240   | 51,587         | -             | -                                 | -                         |               |
| Iowa           | 20,461                                     | -             | 392                      | 20,853        | 26,299  | 47,152        | 715                          | -             | 14                       | 729           | 6,011                                  | 6,740         | -                                      | -  | 21,602        | 32,310   | 53,192         | 14,733        | -                                 | 14,733                    |               |
| Kansas         | 8,046                                      | -             | -                        | 8,046         | 3,582   | 12,428        | -                            | -             | -                        | -             | 2,707                                  | 2,707         | -                                      | -  | 8,846         | 6,289  | 15,135         | 4,729         | -                                 | 4,729                     |               |
| Kentucky       | -  | 5,017         | 350                      | 5,367         | 1,686   | 7,053         | -                            | -             | -                        | -             | -                                      | -             | -                                      | -  | 5,367         | 1,686  | 7,053          | 1,839         | -                                 | 1,839                     |               |
| Louisiana      | 2,073                                      | 1,460         | -                        | 3,533         | 9,019   | 12,552        | 159                          | -             | -                        | 159           | 1,373                                  | 1,532         | -                                      | 1,921  | 3,692         | 12,313   | 16,005         | 1,259         | -                                 | 1,259                     |               |
| Maine          | 30   | 29            | -                        | 59            | 2,055   | 2,114         | -                            | -             | -                        | -             | 566                                    | 566           | -                                      | -  | 59            | 2,621  | 2,680          | 392           | -                                 | 392                       |               |
| Maryland       | 3,739                                      | 1,928         | -                        | 5,667         | 8,532   | 14,199        | 1,872                        | -             | -                        | -             | 18,827                                 | 20,699        | 240                                    | -  | 7,779         | 27,359   | 35,138         | 1,244         | 490                               | 1,734                     |               |
| Massachusetts  | 4,940                                      | 450           | 50                       | 5,440         | 12,121  | 17,561        | 780                          | 20            | -                        | 800           | 8,430                                  | 9,230         | 1,133                                  | -  | 20,551        | 27,924   | -              | -             | -                                 | -                         |               |
| Michigan       | 7,782                                      | -             | -                        | 7,782         | 66,331  | 74,113        | -                            | -             | -                        | -             | 32,436                                 | 32,436        | -                                      | -  | 7,782         | 98,767   | 106,549        | 14,813        | -                                 | 14,813                    |               |
| Minnesota      | 13,469                                     | -             | 86                       | 13,555        | 15,718  | 29,273        | 123                          | -             | -                        | 123           | -                                      | 123           | -                                      | -  | 13,678        | 15,718   | 29,396         | 15,190        | -                                 | 15,190                    |               |
| Mississippi    | 8,445                                      | -             | 93                       | 8,538         | 22,425  | 30,963        | -                            | -             | -                        | -             | 1,000                                  | 1,000         | -                                      | -  | 8,538         | 23,425   | 31,963         | 9,196         | -                                 | 9,196                     |               |
| Missouri       | -  | -             | 79                       | 79            | 2,336   | 2,415         | -                            | -             | -                        | -             | -                                      | -             | -                                      | 200  | 79            | 2,536  | 2,615          | 392           | -                                 | 392                       |               |
| Montana        | -  | -             | -                        | -             | 3,318   | 3,318         | -                            | -             | -                        | -             | 80                                     | 80            | -                                      | -  | -             | 3,398  | 3,398          | -             | -                                 | -                         |               |
| Nebraska       | 3,831                                      | -             | -                        | 3,831         | 15,345  | 19,176        | 663                          | -             | -                        | 663           | 3,240                                  | 3,903         | -                                      | -  | 4,494         | 18,585   | 23,079         | -             | -                                 | -                         |               |
| Nevada         | -  | -             | -                        | -             | 1,857   | 1,857         | -                            | -             | -                        | -             | -                                      | -             | -                                      | -  | -             | 1,857  | 1,857          | -             | -                                 | -                         |               |
| New Hampshire  | 1,440                                      | -             | -                        | 1,440         | 103   | 1,543         | 239                          | -             | -                        | 239           | -                                      | -             | -                                      | -  | 1,679         | 103  | 1,782          | -             | -                                 | -                         |               |
| New Jersey     | 420  | 1             | 378                      | 799           | 8,317   | 9,116         | 1,930                        | 1             | 306                      | 2,237         | 6,324                                  | 8,561         | 560                                    | 1,617  | 2,177         | 3,596  | 16,258         | 19,854        | 17,083                            | 251                       | 17,334        |
| New Mexico     | -  | -             | -                        | -             | 2,999   | 2,999         | -                            | -             | -                        | -             | 800                                    | 800           | -                                      | -  | -             | 3,799  | 3,799          | -             | -                                 | -                         |               |
| New York       | 4,718                                      | -             | -                        | 4,718         | 47,965  | 52,683        | -                            | -             | -                        | -             | 7,460                                  | 7,460         | -                                      | -  | 4,718         | 55,425   | 60,143         | 2,060         | -                                 | 2,060                     |               |
| North Carolina | -  | -             | -                        | -             | -   | -             | 374                          | -             | -                        | 374           | 6,477                                  | 6,851         | -                                      | -  | 374           | 6,477  | 6,851          | -             | -                                 | -                         |               |
| North Dakota   | 3,960                                      | -             | -                        | 3,960         | 5,198   | 9,158         | -                            | -             | -                        | -             | -                                      | -             | -                                      | -  | 3,960         | 5,198  | 9,158          | 497           | -                                 | 497                       |               |
| Ohio           | 3,144                                      | -             | -                        | 3,144         | 78,317  | 81,461        | -                            | -             | -                        | -             | 35,045                                 | 35,045        | -                                      | -  | 3,144         | 113,362  | 116,506        | 1,418         | -                                 | 1,418                     |               |
| Oklahoma       | 1,691                                      | -             | -                        | 1,691         | 28,971  | 30,662        | -                            | -             | -                        | -             | 3,611                                  | 3,611         | -                                      | -  | 1,691         | 32,582   | 34,273         | 758           | -                                 | 758                       |               |
| Oregon         | 4,223                                      | 33            | -                        | 4,256         | 10,758  | 15,014        | 880                          | -             | -                        | 880           | 5,499                                  | 6,379         | -                                      | -  | 5,136         | 16,257   | 21,393         | 6,049         | -                                 | 6,049                     |               |
| Pennsylvania   | -  | 92            | 85                       | 177           | 30,274  | 30,451        | -                            | -             | -                        | -             | 16,361                                 | 16,361        | -                                      | -  | 177           | 46,635   | 46,812         | 1,342         | -                                 | 1,342                     |               |
| Rhode Island   | 20   | -             | -                        | 20            | 131   | 151           | 586                          | -             | -                        | 586           | -                                      | -             | -                                      | -  | 606           | 131  | 737            | -             | -                                 | -                         |               |
| South Carolina | -  | -             | -                        | -             | 6,331   | 6,331         | -                            | -             | -                        | -             | -                                      | -             | -                                      | -  | -             | 6,331  | 6,331          | -             | -                                 | -                         |               |
| South Dakota   | 4,830                                      | 49            | -                        | 4,879         | 5,320   | 10,199        | 2                            | -             | -                        | 2             | 521                                    | 523           | -                                      | -  | 4,881         | 5,811  | 10,722         | -             | -                                 | -                         |               |
| Tennessee      | 18,278                                     | -             | 143                      | 18,421        | 20,594  | 39,015        | -                            | -             | -                        | -             | 9,713                                  | 9,713         | 159                                    | -  | 18,580        | 30,307   | 48,887         | -             | -                                 | -                         |               |
| Texas          | -  | -             | -                        | -             | 29,632  | 29,632        | -                            | -             | -                        | -             | -                                      | -             | -                                      | 2,275  | 2,275         | -  | -              | -             | -                                 | -                         |               |
| Utah           | 671  | -             | -                        | 671           | 1,567   | 2,238         | 45                           | -             | -                        | 45            | 1,179                                  | 1,224         | -                                      | -  | 716           | 3,197  | 3,462          | 114           | -                                 | 114                       |               |
| Vermont        | 1,286                                      | 402           | -                        | 1,688         | 4,525   | 6,213         | -                            | -             | -                        | -             | 278                                    | 278           | -                                      | -  | 1,688         | 4,803  | 6,491          | -209          | 27                                | -162                      |               |
| Virginia       | -  | -             | -                        | -             | 850   | 850           | -                            | 36            | -                        | 36            | 2,301                                  | 2,337         | -                                      | -  | 36            | 3,151  | 3,187          | 189           | -                                 | 189                       |               |
| Washington     | 4,883                                      | 21            | 95                       | 4,999         | 19,454  | 24,453        | 134                          | 14            | 30                       | 178           | 6,105                                  | 6,283         | 458                                    | -  | 458           | 5,635  | 25,559         | 31,194        | 2,622                             | -                         | 2,622         |
| West Virginia  | -  | -             | -                        | -             | -   | -             | -                            | -             | -                        | -             | -                                      | -             | -                                      | -  | -             | -  | -              | -             | -                                 | -                         |               |
| Wisconsin      | 9,957                                      | 3             | -                        | 9,960         | 26,042  | 36,002        | 2,125                        | 11            | -                        | 2,136         | 13,868                                 | 16,004        | -                                      | -  | 12,096        | 40,510   | 52,606         | -             | -                                 | -                         |               |
| Wyoming        | 1,420                                      | -             | -                        | 1,420         | 1,494   | 2,914         | 105                          | -             | -                        | 105           | 532                                    | 637           | -                                      | -  | 1,525         | 2,026  | -              | 1,574         | -                                 | 1,574                     |               |
| Dist. of Col.  | -  | -             | -                        | -             | -   | -             | 8,200                        | 3,401         | 6/ 5,410                 | 17,011        | -                                      | -             | -                                      | -  | 17,011        | -  | 17,011         | 11,307        | -                                 | 11,307                    |               |
| Total          | 229,366                                    | 13,173        | 2,456                    | 244,995       | 742,775   | 987,770       | 23,089                       | 4,680         | 6,369                    | 34,138        | 301,341                                | 335,479       | 4,551                                  | 19,818   | 24,369        | 283,684  | 1,063,934      | 1,347,618     | 257,854                           | 6,806                     | 264,660       |

Highway Statistics, 1957

1/ See Tables SF-1 and 2 for general note on SF series. Tables SF-5 and 6 are concerned solely with State receipts and disbursements applicable to county and other local roads and streets not under State control.  
 2/ County roads are under State control in Ala. (eight counties), Del., N. C., Va., (all but two counties), and W. Va. For expenditures on roads under State control see Table SF-4.  
 3/ Includes expenditures on Federal-aid secondary and urban projects that are located off the State systems.  
 4/ In many States, the funds transferred to counties, townships, etc. may ultimately have been used in part

for city streets or service of local road bonds. Expenditures on city streets forming urban extensions of the State systems are included under "disbursements for State-administered highways", Table SF-4.  
 5/ Does not include any part of the per capita State aid to cities, towns, and villages, which may be used for highway and other purposes. Amounts cannot be segregated.  
 6/ Highway department administration, engineering and miscellaneous \$2,802,000, traffic police and safety education \$2,072,000 and Motor Vehicle Parking Agency \$536,000.



# FUNDS USED FOR COLLECTION AND ADMINISTRATION OF HIGHWAY-USER REVENUES - 1957<sup>1/</sup>

Compiled for calendar year  
from reports of State authorities

TABLE SF-9, 1957  
ISSUED OCTOBER 1958

| STATE          | COLLECTION AND ADMINISTRATION<br>FUND BALANCES JANUARY 1, 1957 <sup>2/</sup> |                                 |               | HIGHWAY-USER REVENUE <sup>3/</sup> |                                  |               |   |                                |               |   |                                |   |                |                | APPROPRIATIONS FROM GENERAL FUNDS <sup>7/</sup> | TOTAL RECEIPTS | STATE          |
|----------------|--|---------------------------------|---------------|------------------------------------|----------------------------------|---------------|---|--------------------------------|---------------|---|--------------------------------|---|----------------|----------------|---|----------------|----------------|
|                |  |                                 |               | MOTOR-FUEL TAXES                   |                                  |               | MOTOR-VEHICLE REGISTRATION FEES, ETC.             |                                |               |   |                                | TOTAL FROM HIGHWAY-USER REVENUE <sup>6/</sup> |                |                |   |                |                |
|                | MOTOR-FUEL TAX FUNDS   | MOTOR-VEHICLE AND CARRIER FUNDS | TOTAL         | STATE GALLON-AGE TAXES             | MOTOR-FUEL INSPECTION FEES, ETC. | TOTAL         | FUNDS RETAINED BY LOCAL AUTHORITIES <sup>4/</sup> |                                |               | STATE MOTOR-VEHICLE COLLECTIONS <sup>5/</sup> |                                |   | TOTAL          |                |   |                |                |
|                |  |                                 |               |                                    |                                  |               | REGISTRATION FEES, ETC.                           | OPERATORS, CHAUFFEURS LICENSES | TOTAL         | REGISTRATION FEES, CARRIER TAXES, ETC.        | OPERATORS, CHAUFFEURS LICENSES |   |                |                |   |                |                |
| 1,000 Dollars  | 1,000 Dollars  | 1,000 Dollars                   | 1,000 Dollars | 1,000 Dollars                      | 1,000 Dollars                    | 1,000 Dollars | 1,000 Dollars                                     | 1,000 Dollars                  | 1,000 Dollars | 1,000 Dollars                                 | 1,000 Dollars                  | 1,000 Dollars                                 | 1,000 Dollars  | 1,000 Dollars  | 1,000 Dollars                                   | 1,000 Dollars  |                |
| Alabama        | -  | 50                              | 50            | 204                                | 224                              | 428           | 995   | 64                             | 1,059         | 678   | -                              | 678   | 1,737          | 2,165          | -   | 2,165          | Alabama        |
| Arizona        | -  | -                               | -             | 363                                | -                                | 363           | 530   | -                              | 530           | 1,289   | -                              | 1,289   | 1,819          | 2,182          | -   | 2,182          | Arizona        |
| Arkansas       | -  | -                               | -             | 100                                | 8                                | 108           | -   | -                              | -             | 377   | 23                             | 400   | 400            | 508            | -   | 508            | Arkansas       |
| California     | -  | -                               | -             | 1,163                              | -                                | 1,163         | -   | -                              | -             | 7,796   | 21,504                         | 29,300  | 29,300         | 30,463         | -   | 30,463         | California     |
| Colorado       | -  | -                               | -             | 393                                | -                                | 393           | 297   | -                              | 297           | 1,218   | 455                            | 1,673   | 1,970          | 2,363          | -   | 2,363          | Colorado       |
| Connecticut    | -  | -                               | -             | 79                                 | -                                | 79            | -   | -                              | -             | 3,388   | -                              | 3,388   | 3,388          | 3,467          | -   | 3,467          | Connecticut    |
| Delaware       | 11   | 184                             | 195           | 27                                 | -                                | 27            | -   | -                              | -             | 692   | -                              | 692   | 692            | 719            | -   | 719            | Delaware       |
| Florida        | -  | -                               | -             | 36                                 | 567                              | 603           | 818   | 314                            | 1,132         | 2,083   | 270                            | 2,353   | 3,485          | 4,088          | -   | 4,088          | Florida        |
| Georgia        | -  | -                               | -             | 403                                | -                                | 403           | 389   | -                              | 389           | 593   | 582                            | 1,175   | 1,564          | 1,967          | -   | 1,967          | Georgia        |
| Idaho          | -  | -                               | -             | 61                                 | -                                | 61            | -   | -                              | -             | 394   | -                              | 394   | 394            | 455            | -   | 455            | Idaho          |
| Illinois       | -  | -                               | -             | 277                                | 362                              | 639           | -   | -                              | -             | 4,883   | 3,646                          | 8,529   | 8,529          | 9,168          | -   | 9,168          | Illinois       |
| Indiana        | -  | -                               | -             | 146                                | 195                              | 341           | 2,061   | 555                            | 2,616         | 2,942   | -                              | 2,942   | 5,558          | 5,899          | -   | 5,899          | Indiana        |
| Iowa           | 42   | -                               | 42            | 448                                | 38                               | 486           | 1,184   | -                              | 1,184         | 604   | 298                            | 982   | 2,166          | 2,652          | -   | 2,652          | Iowa           |
| Kansas         | -  | 100                             | 100           | 436                                | 95                               | 531           | 451   | -                              | 451           | 2,356   | -                              | 2,356   | 2,807          | 3,338          | -   | 3,338          | Kansas         |
| Kentucky       | -  | -                               | -             | 493                                | -                                | 493           | 893   | 237                            | 1,130         | 952   | 64                             | 1,016   | 2,146          | 2,639          | -   | 2,639          | Kentucky       |
| Louisiana      | -  | -                               | -             | 322                                | 252                              | 574           | 158   | -                              | 158           | 1,197   | 1,097                          | 2,294   | 2,452          | 3,026          | -   | 3,026          | Louisiana      |
| Maine          | -  | 192                             | 192           | 47                                 | -                                | 47            | -   | -                              | -             | 723   | -                              | 723   | 723            | 770            | -   | 770            | Maine          |
| Maryland       | -  | -                               | -             | 176                                | -                                | 176           | -   | -                              | -             | 2,398   | -                              | 2,398   | 2,398          | 2,574          | -   | 2,574          | Maryland       |
| Massachusetts  | -  | -                               | -             | 272                                | -                                | 272           | -   | -                              | -             | 6,028   | -                              | 6,028   | 6,028          | 6,300          | -   | 6,300          | Massachusetts  |
| Michigan       | -  | -                               | -             | 642                                | 3                                | 645           | -   | 1,063                          | 1,063         | 4,731   | 1,109                          | 5,840   | 6,903          | 7,548          | -   | 7,548          | Michigan       |
| Minnesota      | -  | 677                             | 677           | 263                                | 153                              | 416           | -   | 88                             | 88            | 3,001   | 809                            | 3,810   | 3,898          | 4,314          | -   | 4,314          | Minnesota      |
| Mississippi    | 47   | -                               | 47            | 872                                | -                                | 872           | 329   | -                              | 329           | 458   | 197                            | 655   | 984            | 1,856          | -   | 1,856          | Mississippi    |
| Missouri       | -  | 1,861                           | 1,861         | 237                                | 21                               | 258           | -   | -                              | -             | 1,520   | 757                            | 2,277   | 2,277          | 2,535          | -   | 2,535          | Missouri       |
| Montana        | -  | 163                             | 163           | 134                                | -                                | 134           | 152   | -                              | 152           | 586   | -                              | 586   | 738            | 872            | -   | 872            | Montana        |
| Nebraska       | 141  | -                               | 141           | 447                                | 80                               | 527           | 230   | 75                             | 305           | 509   | -                              | 509   | 814            | 1,341          | -   | 1,341          | Nebraska       |
| Nevada         | -  | -24                             | -24           | 43                                 | 68                               | 111           | -   | -                              | -             | 257   | 113                            | 370   | 370            | 481            | -   | 481            | Nevada         |
| New Hampshire  | -  | -                               | -             | 26                                 | -                                | 26            | -   | -                              | -             | 361   | -                              | 361   | 361            | 387            | -   | 387            | New Hampshire  |
| New Jersey     | -  | -                               | -             | 567                                | -                                | 567           | -   | -                              | -             | 11,733  | -                              | 11,733  | 11,733         | 12,300         | -   | 12,300         | New Jersey     |
| New Mexico     | -  | -                               | -             | 299                                | -                                | 299           | -   | -                              | -             | 953   | 34                             | 987   | 987            | 1,286          | -   | 1,286          | New Mexico     |
| New York       | -  | -                               | -             | 395                                | -                                | 395           | 2,241   | 323                            | 2,564         | 11,091  | -                              | 11,091  | 13,655         | 14,050         | -   | 14,050         | New York       |
| North Carolina | -  | 644                             | 644           | 163                                | 207                              | 370           | -   | -                              | -             | 2,335   | 1,238                          | 3,573   | 3,573          | 3,943          | -   | 3,943          | North Carolina |
| North Dakota   | 17   | 217                             | 234           | 76                                 | 194                              | 270           | -   | -                              | -             | 592   | 32                             | 624   | 624            | 894            | -   | 894            | North Dakota   |
| Ohio           | -  | 2,615                           | 2,615         | 354                                | -                                | 354           | 2,684   | 814                            | 3,498         | 5,085   | 420                            | 5,505   | 9,003          | 9,357          | -   | 9,357          | Ohio           |
| Oklahoma       | -  | -                               | -             | 448                                | 117                              | 565           | 667   | 56                             | 723           | 471   | -                              | 471   | 1,194          | 1,759          | -   | 1,759          | Oklahoma       |
| Oregon         | -  | -                               | -             | 112                                | -                                | 112           | -   | -                              | -             | 2,627   | 563                            | 3,190   | 3,190          | 3,302          | -   | 3,302          | Oregon         |
| Pennsylvania   | -  | -                               | -             | 547                                | -                                | 547           | -   | -                              | -             | 5,864   | -                              | 5,864   | 5,864          | 6,411          | -   | 6,411          | Pennsylvania   |
| Rhode Island   | -  | -                               | -             | 30                                 | -                                | 30            | -   | -                              | -             | 745   | -                              | 745   | 745            | 775            | -   | 775            | Rhode Island   |
| South Carolina | -  | -                               | -             | 23                                 | 100                              | 123           | -   | -                              | -             | 1,074   | 182                            | 1,256   | 1,256          | 1,379          | -   | 1,379          | South Carolina |
| South Dakota   | -  | -                               | -             | 114                                | 9                                | 123           | -   | -                              | -             | 200   | -                              | 200   | 200            | 323            | -   | 323            | South Dakota   |
| Tennessee      | -  | -                               | -             | -                                  | 161                              | 161           | 583   | 341                            | 924           | 385   | 282                            | 667   | 1,591          | 1,752          | -   | 1,752          | Tennessee      |
| Texas          | -  | -                               | -             | 420                                | -                                | 420           | 2,542   | -                              | 2,542         | 2,155   | 1,978                          | 4,133   | 6,675          | 7,095          | -   | 7,095          | Texas          |
| Utah           | -  | -                               | -             | 91                                 | -                                | 91            | -   | -                              | -             | 555   | -                              | 555   | 555            | 826            | -   | 826            | Utah           |
| Vermont        | -  | 259                             | 259           | 6                                  | -                                | 6             | -   | -                              | -             | 363   | -                              | 363   | 363            | 369            | -   | 369            | Vermont        |
| Virginia       | -  | -1,176                          | -1,176        | 219                                | -                                | 219           | -   | -                              | -             | 2,596   | 699                            | 3,295   | 3,295          | 3,514          | -   | 3,514          | Virginia       |
| Washington     | -  | -                               | -             | 249                                | -                                | 249           | 1,041   | -                              | 1,041         | 2,075   | 143                            | 2,218   | 3,259          | 3,508          | -   | 3,508          | Washington     |
| West Virginia  | -  | -                               | -             | 90                                 | -                                | 90            | -   | -                              | -             | 992   | -                              | 992   | 992            | 1,082          | -   | 1,082          | West Virginia  |
| Wisconsin      | 131  | 108                             | 239           | 332                                | 297                              | 629           | -   | -                              | -             | 3,229   | 70                             | 3,299   | 3,299          | 3,928          | -   | 3,928          | Wisconsin      |
| Wyoming        | -  | 39                              | 39            | 29                                 | -                                | 29            | -   | -                              | -             | 707   | 115                            | 822   | 822            | 851            | -   | 851            | Wyoming        |
| Dist. of Col.  | -  | -                               | -             | -                                  | 13                               | 13            | -   | -                              | -             | 546   | 135                            | 681   | 681            | 694            | -   | 694            | Dist. of Col.  |
| <b>Total</b>   | <b>389</b>   | <b>5,909</b>                    | <b>6,298</b>  | <b>12,674</b>                      | <b>3,164</b>                     | <b>15,838</b> | <b>18,245</b>                                     | <b>3,930</b>                   | <b>22,175</b> | <b>108,467</b>                                | <b>36,995</b>                  | <b>145,462</b>                                | <b>167,637</b> | <b>183,475</b> | <b>5</b>  | <b>183,480</b> | <b>Total</b>   |

<sup>1/</sup> See Tables SF-1 and 2 for general note on SF series. Tables SF-9 and 10 are concerned solely with receipts and disbursements for the collection and administration of State highway-user revenues.

<sup>2/</sup> Any differences between January 1 balances and previous year's closing balances are the result of accounting adjustments, inclusion of funds not previously reported, etc.

<sup>3/</sup> These columns indicate the source of funds allocated and not necessarily the object of expenditure, e.g., motor-fuel tax collection costs were paid from motor-fuel inspection fees in S. C., and Tenn.; from motor-vehicle revenues in N. H. and N. C. (part); from general funds Dist. of Col. Motor-fuel inspection costs paid from motor-fuel tax in Colo., Ga., Mich., Miss., Mo., Tex., Utah and Va. Motor-vehicle collection costs paid from motor-fuel tax in Miss. (part) and N. C. (part); from general funds in S. Dak. (part) and Tenn. (part). Motor-carrier collection costs paid from motor-fuel tax in Kans. (part); from motor-vehicle revenues in N. J.; from general funds in S. Dak. (part).

<sup>4/</sup> In many States county or other local officials are allowed service charges for issuing registrations, operators licenses, etc. In some States the amounts allowed are in addition to the State fees, and are not entered in the State records. In such cases, the amounts reported are estimated by State authorities.

<sup>5/</sup> In some States allocations of operators and chauffeurs license fees for collection and administration are included with allocations of general motor-vehicle registration fees, and are not reported separately.

<sup>6/</sup> The entries in this column are identical with the entries in the column "for collection and administration of highway-user revenues" on Table DF.

<sup>7/</sup> For this analysis, gross nonhighway allocations of highway-user revenues were offset, in the following amounts, against appropriations for collection and administration of highway-user revenues out of State general funds: Ill. \$526,000, Iowa \$886,000, Mich. \$2,194,000, Minn. \$320,000, Miss. \$81,000, Neb. \$328,000 and Tenn. \$282,000.

# DISBURSEMENTS FOR COLLECTION AND ADMINISTRATION OF HIGHWAY-USER REVENUES-1957<sup>1/</sup>

Compiled for calendar year  
from reports of State authorities

TABLE SF-10, 1957  
ISSUED OCTOBER 1958

| STATE          | COLLECTION AND ADMINISTRATION OF MOTOR-FUEL TAXES |                             |               | COLLECTION AND ADMINISTRATION OF MOTOR-VEHICLE REGISTRATION FEES, ETC. |                                |               |  |                                |                |                | TOTAL DISBURSEMENTS <sup>4/</sup> | COLLECTION AND ADMINISTRATION FUND BALANCES DECEMBER 31, 1957 |                                 |               | STATE          |
|----------------|---|-----------------------------|---------------|--|--------------------------------|---------------|--|--------------------------------|----------------|----------------|-----------------------------------|---|---------------------------------|---------------|----------------|
|                | COLLECTION AND ADMINISTRATION                     | INSPECTING MOTOR FUEL, ETC. | TOTAL         | LOCAL SERVICE CHARGES <sup>2/</sup>                                    |                                |               | STATE EXPENDITURES <sup>3/</sup>       |                                |                | TOTAL          |                                   | MOTOR-FUEL TAX FUNDS  | MOTOR-VEHICLE AND CARRIER FUNDS | TOTAL         |                |
|                |   |                             |               | REGISTRATION FEES, ETC.  | OPERATORS, CHAUFFEURS LICENSES | TOTAL         | REGISTRATION FEES, CARRIER TAXES, ETC. | OPERATORS, CHAUFFEURS LICENSES | TOTAL          |                |                                   |   |                                 |               |                |
|                | 1,000 Dollars                                     | 1,000 Dollars               | 1,000 Dollars | 1,000 Dollars  | 1,000 Dollars                  | 1,000 Dollars | 1,000 Dollars                          | 1,000 Dollars                  | 1,000 Dollars  | 1,000 Dollars  | 1,000 Dollars                     | 1,000 Dollars   | 1,000 Dollars                   | 1,000 Dollars |                |
| Alabama        | 204   | 224                         | 428           | 995  | 64                             | 1,059         | 678                                    | -                              | 678            | 1,737          | 2,165                             | -   | 50                              | 50            | Alabama        |
| Arizona        | 363   | -                           | 363           | 530  | -                              | 530           | 1,289                                  | -                              | 1,289          | 1,819          | 2,182                             | -   | -                               | -             | Arizona        |
| Arkansas       | 100   | 8                           | 108           | -  | -                              | -             | 377                                    | 23                             | 400            | 400            | 508                               | -   | -                               | -             | Arkansas       |
| California     | 1,163   | -                           | 1,163         | -  | -                              | -             | 7,796                                  | 21,504                         | 29,300         | 29,300         | 30,463                            | -   | -                               | -             | California     |
| Colorado       | 331   | 62                          | 393           | 297  | -                              | 297           | 1,377                                  | 296                            | 1,673          | 1,970          | 2,363                             | -   | -                               | -             | Colorado       |
| Connecticut    | 79  | -                           | 79            | -  | -                              | -             | 3,388                                  | -                              | 3,388          | 3,388          | 3,467                             | -   | -                               | -             | Connecticut    |
| Delaware       | 22  | -                           | 22            | -  | -                              | -             | 517                                    | -                              | 517            | 517            | 539                               | 16  | 359                             | 375           | Delaware       |
| Florida        | 36  | 567                         | 603           | 818  | 314                            | 1,132         | 2,083                                  | 270                            | 2,353          | 3,485          | 4,088                             | -   | -                               | -             | Florida        |
| Georgia        | 338   | 65                          | 403           | 389  | -                              | 389           | 593                                    | 582                            | 1,175          | 1,564          | 1,967                             | -   | -                               | -             | Georgia        |
| Idaho          | 61  | -                           | 61            | -  | -                              | -             | 394                                    | -                              | 394            | 394            | 455                               | -   | -                               | -             | Idaho          |
| Illinois       | 277   | 362                         | 639           | -  | -                              | -             | 4,883                                  | 3,646                          | 8,529          | 8,529          | 9,168                             | -   | -                               | -             | Illinois       |
| Indiana        | 146   | 195                         | 341           | 2,061  | 555                            | 2,616         | 2,942                                  | -                              | 2,942          | 5,558          | 5,899                             | -   | -                               | -             | Indiana        |
| Iowa           | 429   | 38                          | 467           | 1,184  | -                              | 1,184         | 684                                    | 298                            | 982            | 2,166          | 2,633                             | 61  | -                               | 61            | Iowa           |
| Kansas         | 436   | 95                          | 531           | 451  | -                              | 451           | 2,356                                  | -                              | 2,356          | 2,807          | 3,338                             | -   | 100                             | 100           | Kansas         |
| Kentucky       | 493   | -                           | 493           | 893  | 237                            | 1,130         | 952                                    | 64                             | 1,016          | 2,146          | 2,639                             | -   | -                               | -             | Kentucky       |
| Louisiana      | 322   | 252                         | 574           | 158  | -                              | 158           | 1,197                                  | 1,097                          | 2,294          | 2,452          | 3,026                             | -   | -                               | -             | Louisiana      |
| Maine          | 47  | -                           | 47            | -  | -                              | -             | 668                                    | -                              | 668            | 668            | 715                               | -   | 247                             | 247           | Maine          |
| Maryland       | 176   | -                           | 176           | -  | -                              | -             | 2,398                                  | -                              | 2,398          | 2,398          | 2,574                             | -   | -                               | -             | Maryland       |
| Massachusetts  | 272   | -                           | 272           | -  | -                              | -             | 6,028                                  | -                              | 6,028          | 6,028          | 6,300                             | -   | -                               | -             | Massachusetts  |
| Michigan       | 642   | 3                           | 645           | -  | 1,063                          | 1,063         | 4,731                                  | 1,109                          | 5,840          | 6,903          | 7,548                             | -   | -                               | -             | Michigan       |
| Minnesota      | 263   | 153                         | 416           | -  | 88                             | 88            | 2,134                                  | 1,126                          | 3,260          | 3,348          | 3,764                             | -   | 1,227                           | 1,227         | Minnesota      |
| Mississippi    | 423   | 49                          | 472           | 329  | -                              | 329           | 858                                    | 197                            | 1,055          | 1,384          | 1,856                             | 47  | -                               | 47            | Mississippi    |
| Missouri       | 237   | 21                          | 258           | -  | -                              | -             | 1,520                                  | 1,017                          | 2,537          | 2,537          | 2,795                             | -   | 1,601                           | 1,601         | Missouri       |
| Montana        | 134   | -                           | 134           | 152  | -                              | 152           | 597                                    | -                              | 597            | 749            | 883                               | -   | 152                             | 152           | Montana        |
| Nebraska       | 489   | 95                          | 584           | 230  | 75                             | 305           | 509                                    | -                              | 509            | 814            | 1,398                             | 84  | -                               | 84            | Nebraska       |
| Nevada         | 43  | 68                          | 111           | -  | -                              | -             | 233                                    | 113                            | 346            | 346            | 457                               | -   | -                               | -             | Nevada         |
| New Hampshire  | 26  | -                           | 26            | -  | -                              | -             | 361                                    | -                              | 361            | 361            | 387                               | -   | -                               | -             | New Hampshire  |
| New Jersey     | 567   | -                           | 567           | -  | -                              | -             | 11,733                                 | -                              | 11,733         | 11,733         | 12,300                            | -   | -                               | -             | New Jersey     |
| New Mexico     | 244   | 55                          | 299           | -  | -                              | -             | 953                                    | 34                             | 987            | 987            | 1,286                             | -   | -                               | -             | New Mexico     |
| New York       | 395   | -                           | 395           | 2,241  | 323                            | 2,564         | 11,091                                 | -                              | 11,091         | 13,655         | 14,050                            | -   | -                               | -             | New York       |
| North Carolina | 163   | 207                         | 370           | -  | -                              | -             | 2,335                                  | 1,070                          | 3,405          | 3,405          | 3,775                             | -   | 812                             | 812           | North Carolina |
| North Dakota   | 90  | 194                         | 284           | -  | -                              | -             | 465                                    | 32                             | 497            | 497            | 781                               | 3   | 344                             | 347           | North Dakota   |
| Ohio           | 354   | -                           | 354           | 2,684  | 814                            | 3,498         | 5,162                                  | 420                            | 5,582          | 9,080          | 9,434                             | -   | 2,543                           | 2,543         | Ohio           |
| Oklahoma       | 448   | 117                         | 565           | 667  | 56                             | 723           | 471                                    | -                              | 471            | 1,194          | 1,759                             | -   | -                               | -             | Oklahoma       |
| Oregon         | 112   | -                           | 112           | -  | -                              | -             | 2,627                                  | 563                            | 3,190          | 3,190          | 3,302                             | -   | -                               | -             | Oregon         |
| Pennsylvania   | 547   | -                           | 547           | -  | -                              | -             | 5,864                                  | -                              | 5,864          | 5,864          | 6,411                             | -   | -                               | -             | Pennsylvania   |
| Rhode Island   | 30  | -                           | 30            | -  | -                              | -             | 745                                    | -                              | 745            | 745            | 775                               | -   | -                               | -             | Rhode Island   |
| South Carolina | 103   | 20                          | 123           | -  | -                              | -             | 1,074                                  | 182                            | 1,256          | 1,256          | 1,379                             | -   | -                               | -             | South Carolina |
| South Dakota   | 114   | 9                           | 123           | -  | -                              | -             | 200                                    | -                              | 200            | 200            | 323                               | -   | -                               | -             | South Dakota   |
| Tennessee      | (5/)  | 161                         | 161           | 583  | 341                            | 924           | 385                                    | 282                            | 667            | 1,591          | 1,752                             | -   | -                               | -             | Tennessee      |
| Texas          | 416   | 4                           | 420           | 2,542  | -                              | 2,542         | 2,155                                  | 1,978                          | 4,133          | 6,675          | 7,095                             | -   | -                               | -             | Texas          |
| Utah           | 61  | 30                          | 91            | -  | -                              | -             | 555                                    | 180                            | 735            | 735            | 826                               | -   | -                               | -             | Utah           |
| Vermont        | 6   | -                           | 6             | -  | -                              | -             | 330                                    | -                              | 330            | 330            | 336                               | -   | 292                             | 292           | Vermont        |
| Virginia       | 182   | 37                          | 219           | -  | -                              | -             | 2,365                                  | 699                            | 3,064          | 3,064          | 3,283                             | -   | -945                            | -945          | Virginia       |
| Washington     | 249   | -                           | 249           | 1,041  | -                              | 1,041         | 1,956                                  | 318                            | 2,274          | 3,315          | 3,564                             | -   | -56                             | -56           | Washington     |
| West Virginia  | 90  | -                           | 90            | -  | -                              | -             | 992                                    | -                              | 992            | 992            | 1,082                             | -   | -                               | -             | West Virginia  |
| Wisconsin      | 297   | 297                         | 594           | -  | -                              | -             | 3,216                                  | -                              | 3,216          | 3,286          | 3,880                             | 166   | 121                             | 287           | Wisconsin      |
| Wyoming        | 29  | -                           | 29            | -  | -                              | -             | 559                                    | 133                            | 692            | 692            | 721                               | -   | 169                             | 169           | Wyoming        |
| Dist. of Col.  | (6/)  | 13                          | 13            | -  | -                              | -             | 546                                    | 135                            | 681            | 681            | 694                               | -   | -                               | -             | Dist. of Col.  |
| <b>Total</b>   | <b>12,049</b>                                     | <b>3,401</b>                | <b>15,450</b> | <b>18,245</b>  | <b>3,930</b>                   | <b>22,175</b> | <b>107,322</b>                         | <b>37,438</b>                  | <b>144,760</b> | <b>166,935</b> | <b>182,385</b>                    | <b>377</b>  | <b>7,016</b>                    | <b>7,393</b>  | <b>Total</b>   |

1/ See Tables SF-1 and 2 for general note on SF series. Tables SF-9 and 10 are concerned solely with receipts and disbursements for the collection and administration of State highway-user revenues.

2/ In many States county or other local officials are allowed service charges for issuing registrations, operators licenses, etc. In some States the amounts allowed are in addition to the State fees, and are not entered in State records. In such cases, the amounts reported are estimated by State authorities.

3/ In some States, the cost of administering the operators and chauffeurs license laws is included

with general motor-vehicle registration expenses, and is not reported separately.

4/ The entries in this column are identical with the entries in the column "Expense of collecting and administering highway-user revenues" on Table SF-2.

5/ Costs of collecting motor-fuel taxes paid from inspection fees. Amount not segregated.

6/ Costs of collecting motor-fuel taxes paid from general funds. Amount not reported.

# CAPITAL OUTLAY BY STATE HIGHWAY DEPARTMENTS 1957<sup>1/</sup>

## CLASSIFIED BY FEDERAL-AID SYSTEMS

Compiled for calendar year  
from reports of State authorities

TABLE SF-11, 1957  
ISSUED DECEMBER 1958

| STATE          | INTERSTATE SYSTEM |                |                | OTHER FEDERAL-AID PRIMARY SYSTEM |                |                  | FEDERAL-AID SECONDARY SYSTEM |                            |                | TOTAL FEDERAL-AID SYSTEMS | ROADS AND STREETS NOT ON FEDERAL-AID SYSTEMS |                      |                      |                       |                | GRAND TOTAL      |
|----------------|-------------------|----------------|----------------|----------------------------------|----------------|------------------|------------------------------|----------------------------|----------------|---------------------------|--|----------------------|----------------------|-----------------------|----------------|------------------|
|                | RURAL             | URBAN          | TOTAL          | RURAL                            | URBAN          | TOTAL            | ON STATE HIGHWAY SYSTEMS     | ON LOCAL ROADS AND STREETS | TOTAL          |                           | STATE-ADMINISTERED HIGHWAYS                  |                      | ON LOCAL RURAL ROADS | ON LOCAL CITY STREETS | TOTAL          |                  |
|                |                   |                |                |                                  |                |                  |                              |                            |                |                           | ON STATE HIGHWAY SYSTEMS                     | ON OTHER STATE ROADS |                      |                       |                |                  |
| 1,000 Dollars  |                   |                |                |                                  |                |                  |                              |                            |                |                           |  |                      |                      |                       |                |                  |
| Alabama        | 8,964             | 989            | 9,953          | 24,253                           | 8,448          | 32,701           | 4,521                        | 14,137                     | 18,658         | 61,312                    | 3,094  | 346                  | 1,960                | 1,134                 | 6,534          | 67,846           |
| Arizona        | 8,079             | 1,043          | 9,122          | 8,598                            | 2,240          | 10,838           | 6,680                        | 3,935                      | 10,615         | 30,575                    | 289  | -                    | -                    | -                     | 289            | 30,864           |
| Arkansas       | 6,821             | 1,805          | 8,626          | 10,097                           | 1,335          | 11,432           | 8,832                        | 1,501                      | 10,333         | 30,391                    | -  | -                    | -                    | -                     | -              | 30,391           |
| California     | 59,334            | 121,791        | 181,125        | 89,763                           | 61,695         | 151,458          | 17,785                       | 11,773                     | 29,558         | 362,141                   | 29,910                                       | 999                  | 17                   | -                     | 30,926         | 393,067          |
| Colorado       | 10,325            | 9,506          | 19,831         | 18,559                           | 3,174          | 21,733           | 10,973                       | -                          | 10,973         | 52,537                    | 3  | 1,227                | 8                    | -                     | 1,238          | 53,775           |
| Connecticut    | 5,020             | 1,109          | 6,129          | 8,384                            | 15,736         | 24,120           | 4,530                        | -                          | 4,530          | 34,779                    | 9,540  | 248                  | 7,921                | 2,461                 | 20,170         | 54,949           |
| Delaware       | 280               | 130            | 410            | 12,519                           | 2,070          | 14,589           | 5,000                        | -                          | 5,000          | 19,999                    | 1,200  | -                    | -                    | -                     | 1,200          | 21,199           |
| Florida        | 15,143            | 8,858          | 24,001         | 22,063                           | 9,197          | 31,260           | 31,742                       | -                          | 31,742         | 87,003                    | 14,881                                       | 481                  | 168                  | -                     | 15,532         | 102,535          |
| Georgia        | 7,083             | 6,946          | 14,029         | 17,166                           | 1,296          | 18,462           | 11,146                       | 5,255                      | 16,401         | 48,892                    | 1,739  | -                    | 27,531               | -                     | 29,270         | 78,162           |
| Idaho          | 6,141             | 25             | 6,166          | 5,279                            | 304            | 5,583            | 4,498                        | 1,582                      | 6,080          | 17,829                    | -  | -                    | -                    | -                     | -              | 17,829           |
| Illinois       | 13,466            | 10,192         | 23,658         | 46,917                           | 26,480         | 73,397           | 16,142                       | 13,142                     | 29,284         | 113,197                   | 917  | -                    | 1,179                | 321                   | 2,417          | 115,614          |
| Indiana        | 2,300             | 7,922          | 10,222         | 8,796                            | 3,638          | 12,434           | 6,044                        | 1,252                      | 7,296          | 29,952                    | 604  | -                    | -                    | -                     | 604            | 30,556           |
| Iowa           | 12,363            | 3,147          | 15,510         | 42,256                           | 10,194         | 52,450           | -                            | 21,196                     | 21,196         | 89,156                    | -  | -                    | -                    | -                     | -              | 89,156           |
| Kansas         | 7,297             | 2,996          | 10,293         | 26,769                           | 3,095          | 29,864           | 3,460                        | 5,846                      | 9,306          | 12,306                    | -  | -                    | -                    | -                     | 12,306         | 52,463           |
| Kentucky       | 5,488             | 1,829          | 7,317          | 15,788                           | 5,193          | 20,981           | 21,421                       | -                          | 21,421         | 49,719                    | 9,485  | -                    | -                    | -                     | 9,485          | 59,204           |
| Louisiana      | 1,148             | 3,768          | 4,916          | 15,475                           | 7,869          | 23,344           | -                            | -                          | 44,272         | 72,532                    | -  | 17                   | 2,073                | 159                   | 2,249          | 74,781           |
| Maine          | 3,719             | 1,096          | 4,815          | 5,786                            | 942            | 6,728            | 6,694                        | -                          | 6,694          | 18,237                    | 5,379  | -                    | 30                   | -                     | 5,409          | 23,646           |
| Maryland       | 7,755             | 9,861          | 17,616         | 25,982                           | 6,705          | 32,687           | 15,018                       | 1,017                      | 16,035         | 66,338                    | 2,000  | -                    | 2,722                | -                     | 4,722          | 71,060           |
| Massachusetts  | 1,387             | 16,272         | 17,659         | 28,892                           | 35,808         | 64,700           | 1,963                        | 4,350                      | 6,313          | 86,709                    | 2,564  | 9,468                | 2,576                | 757                   | 15,365         | 102,074          |
| Michigan       | 26,828            | 30,840         | 57,668         | 55,007                           | 22,783         | 77,790           | 13,270                       | 7,782                      | 21,052         | 156,510                   | 2,000  | 86                   | -                    | -                     | 2,086          | 158,596          |
| Minnesota      | 528               | 2,004          | 2,532          | 31,865                           | 18,551         | 50,416           | 8,682                        | 13,469                     | 22,151         | 75,099                    | 1,135  | -                    | -                    | -                     | 1,135          | 76,234           |
| Mississippi    | 9,700             | 35             | 9,735          | 13,659                           | 2,457          | 16,116           | 3,535                        | 8,445                      | 11,980         | 37,831                    | -  | 95                   | -                    | 95                    | 37,926         | 37,926           |
| Missouri       | 14,595            | 15,628         | 30,223         | 13,911                           | 39,494         | 53,405           | 17,503                       | -                          | 17,503         | 87,220                    | 6,783  | -                    | -                    | -                     | 6,783          | 94,003           |
| Montana        | 1,531             | 12             | 1,543          | 16,310                           | 1,133          | 17,443           | 8,706                        | -                          | 8,706          | 27,692                    | -  | 10                   | -                    | -                     | 10             | 27,702           |
| Nebraska       | 1,271             | -              | 1,271          | 14,577                           | 2,227          | 16,804           | 8,477                        | 3,939                      | 12,416         | 30,491                    | 221  | -                    | 92                   | -                     | 313            | 30,804           |
| Nevada         | 4,100             | 639            | 4,739          | 6,836                            | 540            | 7,376            | 6,048                        | -                          | 6,048          | 18,163                    | -  | -                    | -                    | -                     | 18,163         | 18,163           |
| New Hampshire  | 1,687             | 1,492          | 3,179          | 5,905                            | 2,819          | 8,724            | 3,894                        | 33                         | 3,927          | 15,830                    | 439  | -                    | 1,440                | -                     | 1,879          | 17,709           |
| New Jersey     | 1,666             | 3,851          | 5,517          | 12,845                           | 16,464         | 29,309           | 16                           | 2,027                      | 2,043          | 36,869                    | 1,843  | 1,193                | 23                   | 300                   | 3,359          | 40,228           |
| New Mexico     | 22,968            | 3,416          | 26,384         | 9,576                            | 3,398          | 12,974           | 6,193                        | -                          | 6,193          | 45,551                    | 1,133  | -                    | -                    | -                     | 1,133          | 46,684           |
| New York       | 19,968            | 46,592         | 66,560         | 56,260                           | 75,023         | 131,283          | 7,300                        | 4,718                      | 12,018         | 209,861                   | -  | 11,239               | -                    | -                     | 11,239         | 221,100          |
| North Carolina | 13,744            | 1,619          | 15,363         | 52,205                           | 6,419          | 58,624           | 19,528                       | -                          | 19,528         | 93,515                    | 1,230  | -                    | -                    | 374                   | 1,604          | 95,119           |
| North Dakota   | 7,102             | 662            | 7,764          | 11,040                           | 1,312          | 12,352           | 5,621                        | 3,960                      | 9,581          | 29,697                    | -  | -                    | -                    | -                     | -              | 29,697           |
| Ohio           | 40,843            | 54,853         | 95,696         | 67,451                           | 32,885         | 100,336          | 31,003                       | 3,144                      | 34,147         | 230,179                   | 3,903  | -                    | 191                  | -                     | 4,094          | 234,273          |
| Oklahoma       | 14,319            | 1,666          | 15,985         | 20,982                           | 3,971          | 24,953           | 10,747                       | 1,691                      | 12,438         | 53,376                    | -  | 213                  | -                    | -                     | 213            | 53,589           |
| Oregon         | 14,175            | 4,059          | 18,234         | 10,538                           | 2,720          | 13,258           | 6,480                        | 4,760                      | 11,240         | 42,732                    | -  | -                    | 65                   | 277                   | 662            | 43,394           |
| Pennsylvania   | 8,792             | 17,424         | 26,216         | 57,147                           | 36,648         | 92,795           | 27,399                       | -                          | 27,399         | 147,410                   | 38,102                                       | 509                  | -                    | -                     | 38,611         | 186,021          |
| Rhode Island   | 267               | 12,042         | 12,309         | 1,761                            | 3,123          | 4,884            | 998                          | 467                        | 1,465          | 18,658                    | 1,095  | 93                   | 20                   | 107                   | 1,315          | 19,973           |
| South Carolina | 4,678             | 699            | 5,377          | 12,631                           | 1,388          | 14,019           | 8,037                        | -                          | 8,037          | 27,433                    | 9,978  | -                    | -                    | -                     | 10,015         | 37,448           |
| South Dakota   | 3,271             | 409            | 3,680          | 15,399                           | 77             | 15,476           | 5,034                        | 4,832                      | 9,866          | 29,022                    | 4  | -                    | -                    | -                     | 29,026         | 29,026           |
| Tennessee      | 5,479             | 856            | 6,335          | 32,450                           | 6,917          | 39,367           | -                            | -                          | 12,479         | 58,181                    | -  | 325                  | 5,799                | -                     | 6,124          | 64,305           |
| Texas          | 29,688            | 19,639         | 49,327         | 51,006                           | 24,014         | 75,020           | 48,958                       | -                          | 48,958         | 173,305                   | 18,429                                       | -                    | -                    | -                     | 18,429         | 191,734          |
| Utah           | 2,721             | -              | 2,721          | 10,500                           | 1,602          | 12,102           | 3,568                        | 716                        | 4,284          | 19,107                    | -  | 174                  | -                    | -                     | 174            | 19,281           |
| Vermont        | 3,649             | -              | 3,649          | 2,990                            | 490            | 3,480            | 3,553                        | 1,286                      | 4,839          | 11,968                    | -  | 407                  | -                    | -                     | 407            | 12,375           |
| Virginia       | 3,035             | 45             | 3,080          | 33,514                           | 4,376          | 37,890           | 19,406                       | -                          | 19,406         | 60,376                    | 6,092  | -                    | -                    | -                     | 6,092          | 66,468           |
| Washington     | 19,587            | 2,511          | 22,098         | 21,534                           | 11,230         | 32,764           | 9,624                        | 4,168                      | 13,792         | 68,654                    | 1,507  | 75                   | 743                  | 106                   | 2,431          | 71,085           |
| West Virginia  | 893               | 347            | 1,240          | 18,348                           | 3,360          | 21,708           | 7,299                        | -                          | 7,299          | 30,247                    | 2,709  | -                    | -                    | -                     | 2,709          | 32,956           |
| Wisconsin      | 6,659             | 2,402          | 9,061          | 22,120                           | 15,818         | 37,938           | 6,331                        | 12,082                     | 20,413         | 67,412                    | -  | 615                  | -                    | 615                   | 68,027         | 68,027           |
| Wyoming        | 10,154            | 3,420          | 13,574         | 7,421                            | 525            | 7,946            | 5,313                        | -                          | 5,313          | 26,833                    | -  | -                    | 1,420                | -                     | 1,420          | 28,253           |
| Dist. of Col.  | -                 | 1,810          | 1,810          | -                                | 2,304          | 2,304            | -                            | 584                        | 584            | 4,698                     | -  | 25                   | -                    | -                     | 3,502          | 8,200            |
| <b>Total</b>   | <b>476,011</b>    | <b>438,257</b> | <b>914,268</b> | <b>1,130,802</b>                 | <b>523,904</b> | <b>1,654,706</b> | <b>509,102</b>               | <b>179,605</b>             | <b>688,707</b> | <b>3,257,681</b>          | <b>178,210</b>                               | <b>28,202</b>        | <b>55,978</b>        | <b>9,473</b>          | <b>271,863</b> | <b>3,529,544</b> |

1/ This table combines capital expenditures given in Table SF-4A for State-administered highways and in Table SF-6 for local roads and streets, and classifies them according to Federal-aid systems. Data for toll facilities are not included. This table was not published in prior years.

Highway Finance

STATE OBLIGATIONS FOR HIGHWAYS-1957  
OBLIGATIONS ISSUED OR ASSUMED DURING YEAR<sup>1</sup>

Compiled for calendar year from reports of State authorities

TABLE SB-1, 1957  
SHEET 1 OF 2  
ISSUED OCTOBER 1958

| STATE AND OBLIGATIONS   | NOMINAL DATE OF ISSUE <sup>2/</sup> | GROSS PROCEEDS OF SALES |                     |                                |                | APPLICATION OF PROCEEDS <sup>4/</sup>   | INTEREST <sup>5/</sup> |                   | REDEMPTION PROVISIONS |   |                             | SOURCE OF FUNDS FOR DEBT SERVICE <sup>7/</sup> |
|---|-------------------------------------|-------------------------|---------------------|--------------------------------|----------------|---|------------------------|-------------------|-----------------------|---|-----------------------------|--|
|   |                                     | PAR VALUE               | PREMIUM OR DISCOUNT | ACCRUED INTEREST <sup>3/</sup> | GROSS PROCEEDS |   | POSTED RATE            | NET INTEREST COST | SERIAL OR TERM        | MATURITY DATES AND AMOUNTS                          | CALL FEATURES <sup>6/</sup> |  |
| <b>Alabama</b>  |                                     | 1,000 Dollars           | 1,000 Dollars       | 1,000 Dollars                  | 1,000 Dollars  |   |                        |                   |                       |   |                             |  |
| Highway Authority Bonds, Series C   | 2-1-57                              | 6,000                   | -                   | 8                              | 6,008          | Construction of State highways  | 3.5-6.0                | 3.689             | S                     | 1959-1976, \$200,000-\$1,150,000                    | 1962 @ 103.5                | Gasoline tax                                   |
| Highway Authority Bonds, Series D   | 4-1-57                              | 14,000                  | -                   | 25                             | 14,025         |   | 2.0-6.0                | 3.631             | S                     | 1958-1976, \$200,000-\$2,150,000                    | 1962 @ 103.6                |  |
| Reimbursement Obligations Assumed   | -                                   | 1,317                   | -                   | -                              | 1,317          |   |                        |                   |                       |   |                             |  |
| <b>Total</b>  |                                     | 21,317                  | -                   | 33                             | 21,350         |   |                        |                   |                       |   |                             |  |
| <b>Colorado</b>   |                                     |                         |                     |                                |                |   |                        |                   |                       |   |                             |  |
| Revenue Anticipation Warrants   | 1-1-57                              | 8,000                   | -                   | 111                            | 8,111          | Construction of State highways  | 3.0-3.75               | 3.223             | S                     | 1958-1972, \$600,000-\$500,000                      | 1967 @ par                  | Road-user taxes                                |
|   | 10-1-57                             | 8,000                   | -                   | 27                             | 8,027          |   | 3.1-3.75               | 3.243             | S                     | 1959-1973, \$600,000-\$500,000                      | 1968 @ par                  |  |
| <b>Total</b>  |                                     | 16,000                  | -                   | 138                            | 16,138         |   |                        |                   |                       |   |                             |  |
| <b>Connecticut</b>  |                                     |                         |                     |                                |                |   |                        |                   |                       |   |                             |  |
| Greenwich-Killingly Expressway Bonds, Third Series  | 1-1-57                              | 50,000                  | -                   | 576                            | 50,576         | Construction of Greenwich-Killingly (Toll) Expressway, \$108,092,000; capitalized interest \$12,799,000   | 3.65-3.75              | 3.689             | S                     | 1962-1997, \$100,000-\$5,000,000                    | 1962 @ 105                  | Road tolls and gas tax                         |
| Greenwich-Killingly Expressway Bonds, Fourth Series                                       | 7-1-57                              | 35,000                  | -                   | 202                            | 35,202         |   | 3.5-6.0                | 3.6               | S                     | 1963-1997, \$100,000-\$3,550,000                    | 1963 @ 105                  |  |
| Greenwich-Killingly Expressway Bonds, Fifth Series  | 12-1-57                             | 35,000                  | 1                   | 72                             | 35,073         |   | 3.9-6.0                | 4.0               | S                     | 1963-1987, \$300,000-\$2,000,000                    | 1963 @ 105                  |  |
| Subtotal  |                                     | 120,000                 | -                   | 850                            | 120,851        |   |                        |                   |                       |   |                             |  |
| Greater Hartford Bridge Authority Bonds, Series A   | 12-3-57                             | 30,000                  | -                   | 602                            | 30,602         | Construction of toll bridges  | 4.75                   | 4.75              | T                     | 1987  | 1960 @ 106                  | Bridge tolls                                   |
| <b>Total</b>  |                                     | 150,000                 | -                   | 1,452                          | 151,453        |   |                        |                   |                       |   |                             |  |
| <b>Delaware</b>   |                                     |                         |                     |                                |                |   |                        |                   |                       |   |                             |  |
| Highway Improvement Bonds-1955 Series D   | 3-15-57                             | 2,000                   | 4                   | -                              | 2,004          | Construction of State highways  | 2.75                   | 2.72              | S                     | 1958-1977, \$100,000                                | None                        | General State Revenues *                       |
| Highway Improvement Bonds-1957 Series A   | 9-1-57                              | 6,550                   | 47                  | -                              | 6,597          |   | 3.4                    | 3.31              | S                     | 1958-1977, \$330,000-\$280,000                      |                             |  |
| Highway Hard Surfacing Bonds-1955 Series D  | 3-15-57                             | 2,000                   | 9                   | -                              | 2,009          | Surfacing secondary roads   | 2.75                   | 2.72              | S                     | 1958-1977, \$100,000                                |                             |  |
| Series E  | 9-1-57                              | 2,000                   | 9                   | -                              | 2,009          |   | 3.4                    | 3.31              | S                     |   |                             |  |
| Suburban Street Bonds, Series A   | 9-1-57                              | 900                     | 4                   | -                              | 904            | Construction of State highways  | 3.4                    | 3.31              | S                     | 1958-1977, \$25,000                                 |                             |  |
| <b>Total</b>  |                                     | 13,050                  | 73                  | -                              | 13,123         |   |                        |                   |                       |   |                             |  |
| <b>Florida</b>  |                                     |                         |                     |                                |                |   |                        |                   |                       |   |                             |  |
| State Development Commission: 8/ Orange County Road Revenue Bonds                         | 11-1-56                             | 1,750                   | -                   | 30                             | 1,780          | Purchase of right-of-way on State highways  | 4.5-6.0                | 4.62              | S                     | 1961-1976, \$80,000-\$140,000                       | 1961 @ 102.5                | Motor-fuel tax                                 |
| Jacksonville Expressway Authority Revenue Bonds, Series 1957                              | 1-1-57                              | 70,000                  | -2,089              | 981                            | 68,892         | Refunding 1950 bonds, \$23,858,000; capitalized interest \$5,764,000; remainder for construction of expressway system   | 3.75-4.25              | 4.322             | S&T                   | 1961-1977, \$100,000-\$1,200,000 1992, \$60,000,000 | 1960 @ 103                  | Toll revenue and motor-fuel tax                |
| <b>Total</b>  |                                     | 71,750                  | -2,089              | 1,011                          | 70,672         |   |                        |                   |                       |   |                             |  |
| <b>Georgia</b>  |                                     |                         |                     |                                |                |   |                        |                   |                       |   |                             |  |
| Rural Roads Authority: 9/ Rural Road Bonds, Series 1957-A                                 | 1-1-57                              | 17,500                  | -                   | 81                             | 17,581         | Construction of rural roads off the State system.   | 3.5-4.5                | 3.809             | S                     | 1958-1972, \$890,000-\$1,495,000                    | 1967 @ 104                  | Highway department rentals                     |
| Rural Road Bonds, Series 1957-B   | 7-1-57                              | 17,500                  | -                   | 115                            | 17,615         |   | 3.6-5.0                | 4.084             | S                     | 1959-1973, \$840,000-\$1,545,000                    | 1968 @ 104                  |  |
| <b>Total</b>  |                                     | 35,000                  | -                   | 196                            | 35,197         |   |                        |                   |                       |   |                             |  |
| <b>Kansas</b>   |                                     |                         |                     |                                |                |   |                        |                   |                       |   |                             |  |
| Kansas Turnpike Authority, Kansas City Expressway Bonds                                   | 8-1-57                              | 19,500                  | -                   | 114                            | 19,614         | Construct extension of Kansas Turnpike  | 4.375-5.0              | 4.406             | S&T                   | 1961-1973, \$211,000-\$370,000 1997, \$15,820,000   | 1962 @ 103                  | Road tolls and State highway fund              |
| <b>Maryland</b>   |                                     |                         |                     |                                |                |   |                        |                   |                       |   |                             |  |
| Maryland State Roads Commission: State Highway Construction Bonds, Second Issue, Series J | 1-1-57                              | 15,000                  | -                   | 11                             | 15,011         | Construction of State highways  | 3.125-5.0              | 3.596             | S                     | 1958-1972, \$300,000-\$6,000,000                    | 1962 @ 102.5                | Road-user taxes                                |
| Second Issue, Series K  | 10-1-57                             | 15,000                  | -                   | 46                             | 15,046         |   | 3.4-5.0                | 3.500             | S                     | 1958-1972, \$300,000-\$10,000,000                   | 1965 @ 102.25               |  |
| County Highway Construction Bonds: Fourth Series  | 8-1-57                              | 2,088                   | -                   | 3                              | 2,091          | Construction of county roads  | 3.3-5.0                | 3.55              | S                     | 1958-1972, \$20,000-\$203,000                       | 1965 @ 101.75               |  |
| <b>Total</b>  |                                     | 32,088                  | -                   | 60                             | 32,148         |   |                        |                   |                       |   |                             |  |
| <b>Massachusetts</b>  |                                     |                         |                     |                                |                |   |                        |                   |                       |   |                             |  |
| Highway Improvement Loan Bonds (1956)   | 6-1-57                              | 6,000                   | 4                   | 10                             | 6,014          | Construction of State highways \$46,524,000; Metropolitan District Commission \$8,214,000; for local roads \$12,162,000 State highways \$541,000; local roads \$2,959,000 | 3.2                    | 3.23              | S                     | 1958-1977, \$300,000                                | None                        | Motor-fuel taxes *                             |
|   | 8-1-57                              | 19,000                  | 114                 | 93                             | 19,207         |   | 3.7                    | 3.643             | S                     | 1958-1977, \$950,000                                |                             |  |
|   | 10-1-57                             | 42,000                  | 39                  | 208                            | 42,247         |   | 3.5                    | 3.49              | S                     | 1958-1977, \$2,100,000                              |                             |  |
|   | 10-1-57                             | 3,500                   | 3                   | 18                             | 3,521          |   | 3.5                    | 3.49              | S                     | 1958-1977, \$175,000                                |                             |  |
| Highway Flood Relief Bonds (1955)   |                                     |                         |                     |                                |                |   |                        |                   |                       |   |                             |  |
| <b>Total</b>  |                                     | 70,500                  | 160                 | 329                            | 70,989         |   |                        |                   |                       |   |                             |  |
| <b>Michigan</b>   |                                     |                         |                     |                                |                |   |                        |                   |                       |   |                             |  |
| Limited Access Highway Dedicated Tax Bonds  | 2-1-57                              | 10,000                  | 18                  | -                              | 10,018         | Further construction of Ford-Lodge Expressway   | 3.25-4.0               | 3.354             | S                     | 1959-1976, \$95,000-\$585,000                       | 1962 @ 103                  | Road-user taxes                                |
|   | 2-1-57                              | 17,000                  | 32                  | -                              | 17,032         | Construction of Midland-Bay City Expressway   | 3.25-4.0               | 3.377             | S                     | 1958-1977, \$295,000-\$1,255,000                    | 1963 @ 103                  |  |
|   | 5-1-57                              | 25,000                  | 16                  | -                              | 25,016         | Construction of Northwestern Expressway   | 3.0-4.0                | 3.143             | S                     | 1958-1977, \$425,000-\$1,760,000                    | 1962 @ 103                  |  |
| <b>Total</b>  |                                     | 52,000                  | 66                  | -                              | 52,056         |   |                        |                   |                       |   |                             |  |

STATE OBLIGATIONS FOR HIGHWAYS - 1957  
OBLIGATIONS ISSUED OR ASSUMED DURING YEAR<sup>1/</sup>

TABLE SB-1, 1957  
SHEET 2 OF 2  
ISSUED OCTOBER 1958

Compiled for calendar year  
from reports of State authorities

| STATE AND OBLIGATIONS  | MONTHLY DATE OF ISSUE <sup>2/</sup> | GROSS PROCEEDS OF SALES |                     |                  | APPLICATION OF PROCEEDS <sup>4/</sup>  | INTEREST <sup>5/</sup> | SERIAL TERM | REDEMPTION PROVISIONS              |                            | SOURCE OF REVENUE FOR DEBT SERVICE <sup>7/</sup> |
|--|-------------------------------------|-------------------------|---------------------|------------------|--|------------------------|-------------|------------------------------------|----------------------------|--|
|  |                                     | FAIR VALUE              | PREMIUM OR DISCOUNT | ACCRUED INTEREST |  |                        |             | NET INTEREST COST                  | MATURITY DATES AND AMOUNTS |  |
| Minnesota Highway Bridge Bonds   | 8-1-57                              | 5,000                   | 3                   | 1,000            | Construction of truck highway bridges  | 2.2-3.5                | 8           | 1960-1973, \$300,000-\$500,000     | None                       | } Road-user taxes *                              |
| Right-of-way Bonds   | 8-1-57                              | 12,000                  | 4                   | 1,000            | Right-of-way acquisition, trunk highways   | 2.9                    | 8           | 1960-1973, \$400,000-\$500,000     | None                       |  |
| Total  |                                     | 17,000                  | 7                   | 2,000            |  |                        |             |                                    |                            |  |
| Massachusetts Highway Bonds, Twentieth Series                            | 2-1-57                              | 2,500                   | -                   | 14               | Construction of State highways   | 3.125-3.25             | 8           | 1975-1976, \$625,000-\$1,875,000   | 1967 @ 102.5               | Motor-fuel taxes                                 |
| New Mexico Highway Debentures, Series 1957                               | 3-1-57                              | 2,000                   | 1                   | -                | Construction of State highways   | 2.4                    | 8           | 1962                               | None                       | } Road-user taxes                                |
| Total  | 12-1-57                             | 4,000                   | 1                   | 1                |  | 2.75-3.25              | 8           | 1962-1963, \$500,000-\$1,500,000   | None                       |  |
| New York Grand Crossing Elimination Bonds                                | 8-1-57                              | 27,860                  | 15                  | 34               | \$14,360,000 for State highway improvements; \$13,500,000 for grade crossing elimination | 3-1.1                  | 8           | 1958-1977, \$2,111,000-\$675,000   | None                       | Road-user taxes *                                |
| Part of New York Authority Consolidated Bonds, Tenth Series              | 10-1-57                             | 4,400                   | 83                  | -                | Toll bridge and tunnel improvements  | 3.75                   | T           | 1987                               | 1967 @ 103                 | Toll revenue                                     |
| Total  |                                     | 32,260                  | 98                  | 34               |  |                        |             |                                    |                            |  |
| Ohio Major Thoroughfare Construction Bonds: Series E                     | 4-15-57                             | 32,000                  | 3                   | 1,067            | Construction of State highways   | 2.5-6.0                | 8           | 1957-1972, \$2,060,000-\$8,200,000 | None                       | } Road-user taxes                                |
| Series F   | 7-15-57                             | 32,000                  | 2                   | -                |  | 3.0-6.0                | 8           |                                    |                            |  |
| Series G   | 10-15-57                            | 31,000                  | -                   | -                |  | 3.0-6.0                | 8           |                                    |                            |  |
| Total  | 12-15-57                            | 125,000                 | 5                   | 1,067            |  | 3.0-6.0                | 8           |                                    |                            |  |
| State Bridges Commission: Portsmouth-Pullerton Bridge Revenue Bonds      | 8-1-57                              | 3,500                   | 52                  | 17               | Purchase and improvement of toll bridge  | 4.625                  | T           | 1978                               | 1962 @ 105                 | Bridge tolls                                     |
| Total  |                                     | 128,500                 | 57                  | 1,084            |  |                        |             |                                    |                            |  |
| Oregon State Highway Bonds   | 11-1-57                             | 20,600                  | 399                 | 5                | Construction of State highways   | 2.75-3.0               | 8           | 1960-1974, \$1,000,000-\$1,600,000 | None                       | Road-user taxes *                                |
| Rhode Island Highway Improvement Loan of 1956, Series A                  | 3-1-57                              | 10,000                  | 58                  | 28               | Construction of State highways   | 3-25                   | 8           | 1958-1985, \$370,000-\$1,000,000   | None                       | Road-user taxes *                                |
| South Carolina State Highway Bonds                                       | 12-1-57                             | 5,000                   | 6                   | 6                | Construction of State highways   | 2.7                    | 8           | 1959-1968, \$500,000               | None                       | Road-user taxes *                                |
| Reimbursement Obligations Assumed  | -                                   | 5,288                   | 6                   | 6                |  | -                      | -           | -                                  | -                          | Road-user taxes                                  |
| Total  |                                     | 57,288                  | 16                  | 16               |  |                        |             |                                    |                            |  |
| Vermont Highway Construction Bonds                                       | 7-1-57                              | 6,000                   | 8                   | -                | Construction of State highways   | 2.0                    | 8           | 1958-1967, \$600,000               | None                       | Road-user taxes *                                |
| Washington Spokane River Toll Bridge Revenue Bonds, 1956 Series A        | 6-1-56                              | 500                     | -                   | 2                | Construction of Spokane River Toll Bridge  | 4.0                    | T           | 1956                               | 1961 @ 102                 | Bridge tolls                                     |
| Washington Highway Construction Revenue Bonds: Series B and D            | 3-1-56                              | 1,000                   | -                   | 5                | Construction of roads in Columbia Basin  | 3.0                    | 8           | 1959-1964, \$75,000-\$195,000      | None                       | } Motor-fuel taxes                               |
| Total  | 6-1-57                              | 20,703                  | 12                  | 66               | Construction of State highways   | 3.75-6.0               | 8           | 1957-1976, \$775,000-\$1,385,000   | 1967 @ par                 |  |
| West Virginia Bridge Revenue Bonds                                       | 1-1-57                              | 1,400                   | -25                 | 1                | Construction of Winfield Toll Bridge   | 4.0-4.5                | 8           | 1960-1962, \$5,000-\$110,000       | 1967 @ 104                 | Bridge tolls                                     |
| Wisconsin County Improvement Bonds Assumed <sup>11/</sup> Buffalo County | -                                   | 165                     | -                   | -                | Construction of State highways   | -                      | -           | -                                  | -                          | Road-user taxes                                  |
| GRAND TOTAL  |                                     | 786,129                 | -2,235              | 4,580            |  |                        |             |                                    |                            |  |

<sup>1/</sup> This table is one of a series giving available information concerning State and quasi-State obligations incurred for highway purposes. The remaining tables in the series are as follows: Tables SB-2, change in indebtedness during year; Table SB-2B, obligations outstanding at end of year; Table SB-3, receipts and disbursements for debt service; Table SB-5, future debt service requirements. (Table SB-5 is published for odd-number years only.) When bonds were issued partly for highway and partly for other purposes, such issues have been charged to State highways, to county or other local roads and streets, and to nonhighway purposes, respectively, in proportion to the amounts of the original issues used for these purposes, with the nonhighway portion being omitted from these tables. Also omitted are obligations issued for terms of less than two years (interest payments, however, are included in Table SB-3).

<sup>2/</sup> Coincides with date bonds began to bear interest, unless noted otherwise.

<sup>3/</sup> Payment by bond purchaser for interest accrued from date of issue to date of sale.

<sup>4/</sup> In most cases, premium and accrued interest are used for the purchase of construction facilities. "Interest Cost" is bid price to borrower for combined bond facility. "Interest Cost" is declared rate printed on bonds; "Net Interest Cost" is bid price to borrower for combined bond issue, and reflects the premium or discount on sale.

<sup>5/</sup> Entries in this column reflect first date bond issue may be redeemed in its entirety. If called subsequent to the dates shown, the call premium will usually be scaled downward accordingly.

<sup>6/</sup> Where an asterisk appears in this column, the bonds are understood to be secured by the full faith and credit of the State, in addition to the specific revenues dedicated by law to debt service.

<sup>7/</sup> Bonds are issued by the Florida State Development Commission. The Commission is authorized to acquire or construct bridges connecting State highways within counties, to lease or sell them to the State highway department, and to issue bonds to finance construction secured by a pledge of motor-vehicle tax revenues credited to counties.

<sup>8/</sup> Full faith and credit of State is not pledged. Authority issues bonds for rural roads which are leased to the State for use as toll roads.

<sup>9/</sup> Estimated highway share.

<sup>10/</sup> Counties issue bonds and turn proceeds over to the State. Maturities are paid from State road-user revenues; interest from county revenues.

<sup>11/</sup> Counties issue bonds and turn proceeds over to the State. Maturities are paid from State road-user revenues; interest from county revenues.

STATE OBLIGATIONS FOR HIGHWAYS-1957  
CHANGE IN INDEBTEDNESS DURING YEAR<sup>1/</sup>

Compiled for calendar year  
from reports of State authorities

TABLE SB-2, 1957  
SHEET 1 OF 3  
ISSUED OCTOBER 1958

| STATE       | OBLIGATIONS                                      |                           | OBLIGATIONS<br>OUTSTANDING<br>JANUARY 1,<br>1957 | OBLIGATIONS ISSUED 3/ |                     |                  | OBLIGATIONS REDEEMED                              |                  |                  | OBLIGATIONS<br>OUTSTANDING<br>DECEMBER 31,<br>1957 | SINKING FUND<br>AND OTHER<br>REDEMPTION<br>RESERVES<br>DECEMBER 31,<br>1957<br>4/ | NET<br>INDEBTEDNESS<br>DECEMBER 31,<br>1957 |
|-------------|--|---------------------------|--|-----------------------|---------------------|------------------|---|------------------|------------------|--|---|---|
|             | ISSUE  | CLASSIFI-<br>CATION<br>2/ |  | ORIGINAL<br>ISSUES    | REFUNDING<br>ISSUES | TOTAL            | WITH<br>CURRENT<br>INCOME<br>AND DEBT<br>RESERVES | BY<br>REFUNDING  | TOTAL            |  |   |   |
| Alabama     | State Highway Bonds                              | 1                         | 1,000<br>Dollars                                 | 1,000<br>Dollars      | 1,000<br>Dollars    | 1,000<br>Dollars | 1,000<br>Dollars                                  | 1,000<br>Dollars | 1,000<br>Dollars | 1,000<br>Dollars                                   | 1,000<br>Dollars  | 1,000<br>Dollars                            |
|             | Highway Authority Revenue Bonds                  | 1*                        | 31,799   | -                     | -                   | -                | 2,100   | -                | 2,100            | 29,699   | -   | 29,699                                      |
|             | Reimbursement Obligations Assumed                | 6*                        | 30,000   | 20,000                | -                   | 20,000           | 200   | -                | 200              | 49,800   | -   | 49,800                                      |
|             | Total  |                           | 1,954  | 1,317                 | -                   | 1,317            | 348   | -                | 348              | 2,923  | -   | 2,923                                       |
|             |  |                           | 63,753   | 21,317                | -                   | 21,317           | 2,648   | -                | 2,648            | 82,422   | -   | 82,422                                      |
| Arkansas    | State Highway Construction Bonds                 | 1                         | 9,752  | -                     | -                   | -                | 1,652   | -                | 1,652            | 8,100  | 465   | 7,635                                       |
|             | State Highway Refunding Bonds                    | 1                         | 58,838   | -                     | -                   | -                | 2,923   | -                | 2,923            | 55,915   | 3,018   | 52,897                                      |
|             | Refunding Reimbursement Bonds                    | 5                         | 29,020   | -                     | -                   | -                | 1,441   | -                | 1,441            | 27,579   | 1,489   | 26,090                                      |
|             | Total  |                           | 97,610   | -                     | -                   | -                | 6,016   | -                | 6,016            | 91,594   | 4,972   | 86,622                                      |
| California  | State Highway Bonds                              | 1                         | 13,250   | -                     | -                   | -                | 1,775   | -                | 1,775            | 11,475   | -   | 11,475                                      |
|             | San Mateo-Alameda Bridge Revenue Bonds           | 4*                        | 6,228  | -                     | -                   | -                | 732   | -                | 732              | 5,496  | 125   | 5,371                                       |
|             | Richmond-San Rafael Bridge Revenue Bonds         | 4*                        | 62,000   | -                     | -                   | -                | -   | -                | -                | 62,000   | -   | 62,000                                      |
|             | Carguinez Strait Bridge Revenue Bonds            | 4*                        | 46,000   | -                     | -                   | -                | -   | -                | -                | 46,000   | -   | 46,000                                      |
|             | Total  |                           | 127,478  | -                     | -                   | -                | 2,507   | -                | 2,507            | 124,971  | 125   | 124,846                                     |
| Colorado    | Revenue Anticipation Warrants                    | 1*                        | 8,019  | 16,000                | -                   | 16,000           | 600   | -                | 600              | 23,419   | 19  | 23,400                                      |
|             | Highway Office Building Construction Bonds       | 3*                        | 2,126  | -                     | -                   | -                | 187   | -                | 187              | 1,939  | -   | 1,939                                       |
|             | Turnpike Revenue Bonds                           | 4*                        | 5,705  | -                     | -                   | -                | 120   | -                | 120              | 5,585  | 50  | 5,535                                       |
|             | Total  |                           | 15,850   | 16,000                | -                   | 16,000           | 907   | -                | 907              | 30,943   | 69  | 30,874                                      |
| Connecticut | Greenwich-Killingly Expressway Bonds             | 4*                        | 200,000  | 120,000               | -                   | 120,000          | -   | -                | -                | 320,000  | 16,293  | 303,707                                     |
|             | Wilbur Cross Parkway Bonds                       | 4                         | 500  | -                     | -                   | -                | 500   | -                | 500              | -  | -   | -   |
|             | Toll Bridge Bonds                                | 4                         | 8,375  | -                     | -                   | -                | 370   | -                | 370              | 8,005  | 1,952   | 6,053                                       |
|             | Greater Hartford Bridge Authority Bonds          | 4                         | 2,400  | 30,000                | -                   | 30,000           | 160   | -                | 160              | 32,240   | 30,000  | 2,240                                       |
|             | Total  |                           | 211,275  | 150,000               | -                   | 150,000          | 1,030   | -                | 1,030            | 360,245  | 20,485  | 339,760                                     |
| Delaware    | State Highway Refunding and Improvement Bonds    | 1                         | 45,085   | 13,050                | -                   | 13,050           | 2,556   | -                | 2,556            | 55,579   | -   | 55,579                                      |
|             | Delaware Memorial Bridge Revenue Bonds           | 4*                        | 30,304   | -                     | -                   | -                | 5,364   | -                | 5,364            | 24,940   | 1,573   | 23,367                                      |
|             | State Assumed County Bonds                       | 6*                        | 1,280  | -                     | -                   | -                | 145   | -                | 145              | 1,135  | -   | 1,135                                       |
|             | Total  |                           | 76,669   | 13,050                | -                   | 13,050           | 8,065   | -                | 8,065            | 81,654   | 1,573   | 80,081                                      |
| Florida     | State Development Commission Bonds:              |                           |  |                       |                     |                  |   |                  |                  |  |   |   |
|             | County Road Revenue Bonds                        | 1*                        | 20,080   | 1,750                 | -                   | 1,750            | 785   | -                | 785              | 21,045   | 6,388   | 14,657                                      |
|             | Toll Road and Bridge Bonds                       | 4*                        | 51,965   | 46,142                | 23,858              | 70,000           | 3,569   | 17,978           | 21,547           | 100,418  | 16,663  | 83,755                                      |
|             | State Road Department Lease-Purchase Agreements: |                           |  |                       |                     |                  |   |                  |                  |  |   |   |
|             | Toll Road and Bridge Bonds Assumed               | 4*                        | 5,920  | -                     | -                   | -                | 45  | -                | 45               | 5,875  | 194   | 5,681                                       |
|             | Special Road and Bridge Obligations Assumed      | 6*                        | 23,295   | -                     | -                   | -                | 350   | -                | 350              | 22,945   | 1,918   | 21,027                                      |
|             | Turnpike Authority Revenue Bonds                 | 4*                        | 74,000   | -                     | -                   | -                | 2,222   | -                | 2,222            | 71,778   | 2   | 71,776                                      |
|             | Total  |                           | 175,260  | 47,892                | 23,858              | 71,750           | 6,971   | 17,978           | 24,949           | 222,061  | 25,165  | 196,896                                     |
| Georgia     | Rural Road Authority Bonds                       | 7*                        | 30,000   | 35,000                | -                   | 35,000           | 780   | -                | 780              | 64,220   | -   | 64,220                                      |
|             | State Bridge Building Authority Revenue Bonds    | 2*                        | 26,732   | -                     | -                   | -                | 3,103   | -                | 3,103            | 23,629   | -   | 23,629                                      |
|             | State Toll Bridge Authority Bonds                | 4*                        | 6,650  | -                     | -                   | -                | 865   | -                | 865              | 5,785  | -   | 5,785                                       |
|             | Total  |                           | 63,382   | 35,000                | -                   | 35,000           | 4,748   | -                | 4,748            | 93,634   | -   | 93,634                                      |
| Illinois    | State Highway Bonds                              | 1                         | 22,106   | -                     | -                   | -                | 7,519   | -                | 7,519            | 14,587   | 87  | 14,500                                      |
|             | Turnpike Revenue Bonds                           | 4*                        | 415,000  | -                     | -                   | -                | 37,721  | -                | 37,721           | 377,279  | -   | 377,279                                     |
|             | Total  |                           | 437,106  | -                     | -                   | -                | 45,240  | -                | 45,240           | 391,866  | 87  | 391,779                                     |
| Indiana     | Turnpike Revenue Bonds                           | 4*                        | 280,000  | -                     | -                   | -                | -   | -                | -                | 280,000  | -   | 280,000                                     |
| Kansas      | Turnpike Revenue Bonds                           | 4*                        | 160,000  | 19,500                | -                   | 19,500           | 3,813   | -                | 3,813            | 175,687  | -   | 175,687                                     |
|             | County Benefit District Bonds Assumed            | 6*                        | 96   | -                     | -                   | -                | 96  | -                | 96               | 96   | 96  | 96  |
|             | Total  |                           | 160,096  | 19,500                | -                   | 19,500           | 3,813   | -                | 3,813            | 175,783  | 96  | 175,687                                     |
| Kentucky    | State Toll Bridge Revenue Bonds                  | 4*                        | 9,111  | -                     | -                   | -                | 90  | -                | 90               | 9,021  | 1,211   | 7,810                                       |
|             | Turnpike Revenue Bonds                           | 4*                        | 38,500   | -                     | -                   | -                | -   | -                | -                | 38,500   | -   | 38,500                                      |
|             | Total  |                           | 47,611   | -                     | -                   | -                | 90  | -                | 90               | 47,521   | 1,211   | 46,310                                      |
| Louisiana   | State Highway Bonds                              | 1                         | 91,517   | -                     | -                   | -                | 7,218   | -                | 7,218            | 84,299   | 7,761   | 76,538                                      |
|             | Toll Bridge Bonds                                | 4*                        | 65,000   | -                     | -                   | -                | -   | -                | -                | 65,000   | -   | 65,000                                      |
|             | Total  |                           | 156,517  | -                     | -                   | -                | 7,218   | -                | 7,218            | 149,299  | 7,761   | 141,538                                     |
| Maine       | State Highway Bonds                              | 1                         | 24,700   | -                     | -                   | -                | 1,600   | -                | 1,600            | 23,100   | -   | 23,100                                      |
|             | Fore River Bridge Bonds                          | 2                         | 7,000  | -                     | -                   | -                | -   | -                | -                | 7,000  | -   | 7,000                                       |
|             | State Toll Bridge Bonds                          | 4                         | 4,570  | -                     | -                   | -                | 125   | -                | 125              | 4,229  | 216   | 4,229                                       |
|             | Deer Isle-Sedgwick Bridge Bonds                  | 4*                        | 261  | -                     | -                   | -                | 20  | -                | 20               | 241  | -   | 241   |
|             | Maine Turnpike Authority Bonds                   | 4*                        | 78,600   | -                     | -                   | -                | -   | -                | -                | 78,600   | -   | 78,600                                      |
|             | Total  |                           | 115,131  | -                     | -                   | -                | 1,745   | -                | 1,745            | 113,386  | 216   | 113,170                                     |

**STATE OBLIGATIONS FOR HIGHWAYS-1957**  
**CHANGE IN INDEBTEDNESS DURING YEAR<sup>1</sup>**

TABLE SB-2, 1957  
SHEET 2 OF 3  
ISSUED OCTOBER 1958

Compiled for calendar year  
from reports of State authorities

| STATE          | OBLIGATIONS   |                                   |   | OBLIGATIONS ISSUED <sup>3/</sup> |                  |               | OBLIGATIONS REDEEMED                  |               |               | OBLIGATIONS OUTSTANDING DECEMBER 31, 1957 | SINKING FUND AND OTHER REDEMPTION RESERVES DECEMBER 31, 1957 <sup>4/</sup> | NET INDEBTEDNESS DECEMBER 31, 1957 |
|----------------|---|-----------------------------------|---|----------------------------------|------------------|---------------|---------------------------------------|---------------|---------------|---|--|------------------------------------|
|                | ISSUE   | CLASSIFI-<br>CATION <sup>2/</sup> | OBLIGATIONS OUTSTANDING JANUARY 1, 1957 | ORIGINAL ISSUES                  | REFUNDING ISSUES | TOTAL         | WITH CURRENT INCOME AND DEBT RESERVES | BY REFUNDING  | TOTAL         |   |  |                                    |
|                |   |                                   | 1,000 Dollars                           | 1,000 Dollars                    | 1,000 Dollars    | 1,000 Dollars | 1,000 Dollars                         | 1,000 Dollars | 1,000 Dollars | 1,000 Dollars                             | 1,000 Dollars  | 1,000 Dollars                      |
| Maryland       | State Highway Construction Bonds                                | 1*                                | 142,175                                 | 30,000                           | -                | 30,000        | 7,900                                 | -             | 7,900         | 164,275                                   | 8,500  | 155,775                            |
|                | Bridge and Tunnel Revenue and Refunding Bonds                   | 4*                                | 178,474                                 | -                                | -                | -             | 8,444                                 | -             | 8,444         | 170,030                                   | 10,585   | 159,445                            |
|                | County Construction Bonds                                       | 7*                                | 4,348                                   | 2,088                            | -                | 2,088         | 120                                   | -             | 120           | 6,316                                     | 220  | 6,096                              |
|                | Total   |                                   | 324,997                                 | 32,088                           | -                | 32,088        | 16,464                                | -             | 16,464        | 340,621                                   | 19,305   | 321,316                            |
| Massachusetts  | Highway Improvement Loan-State Share                            | 1                                 | 324,678                                 | 54,838                           | -                | 54,838        | 17,989                                | -             | 17,989        | 361,527                                   | -  | 361,527                            |
|                | Highway Improvement Loan-Local Share                            | 7                                 | 7,422                                   | 12,162                           | -                | 12,162        | 411                                   | -             | 411           | 19,173                                    | -  | 19,173                             |
|                | Subtotal  |                                   | 332,100                                 | 67,000                           | -                | 67,000        | 18,400                                | -             | 18,400        | 380,700                                   | -  | 380,700                            |
|                | Turnpike Revenue Bonds  | 4*                                | 239,000                                 | -                                | -                | -             | -                                     | -             | -             | 239,000                                   | -  | 239,000                            |
|                | Mystic River Bridge Authority Bonds                             | 4**                               | 24,749                                  | -                                | -                | -             | 1,210                                 | -             | 1,210         | 23,539                                    | -  | 23,539                             |
|                | Highway Flood Bonds-State Share                                 | 3                                 | 6,720                                   | 541                              | -                | 541           | 354                                   | -             | 354           | 6,907                                     | -  | 6,907                              |
|                | Highway Flood Bonds-Local Share                                 | 7                                 | 7,530                                   | 2,959                            | -                | 2,959         | 396                                   | -             | 396           | 10,093                                    | -  | 10,093                             |
|                | Total   |                                   | 610,099                                 | 70,500                           | -                | 70,500        | 20,360                                | -             | 20,360        | 660,239                                   | -  | 660,239                            |
| Michigan       | Limited Access Highway Revenue Bonds                            | 1*                                | 167,505                                 | 52,000                           | -                | 52,000        | 6,155                                 | -             | 6,155         | 213,350                                   | -  | 213,350                            |
|                | State Bridge Commission Revenue Refunding Bonds                 | 4**                               | 373                                     | -                                | -                | -             | 7                                     | -             | 7             | 366                                       | -  | 366                                |
|                | Mackinac Bridge Authority Revenue Bonds                         | 4**                               | 99,800                                  | -                                | -                | -             | -                                     | -             | -             | 99,800                                    | -  | 99,800                             |
|                | Total   |                                   | 267,678                                 | 52,000                           | -                | 52,000        | 6,162                                 | -             | 6,162         | 313,516                                   | -  | 313,516                            |
| Minnesota      | State Highway and Central Office Building Bonds                 | 3                                 | 6,000                                   | -                                | -                | -             | -                                     | -             | -             | 6,000                                     | -  | 6,000                              |
|                | State Bridge Bonds  | 2                                 | 4,000                                   | 5,000                            | -                | 5,000         | -                                     | -             | -             | 9,000                                     | -  | 9,000                              |
|                | Right-of-Way Bonds  | 1                                 | -                                       | 7,000                            | -                | 7,000         | -                                     | -             | -             | 7,000                                     | -  | 7,000                              |
|                | Total   |                                   | 10,000                                  | 12,000                           | -                | 12,000        | -                                     | -             | -             | 22,000                                    | -  | 22,000                             |
| Mississippi    | State Highway Bonds   | 1*                                | 57,477                                  | 2,500                            | -                | 2,500         | 2,794                                 | -             | 2,794         | 57,183                                    | -  | 57,183                             |
|                | State Highway Refunding Bonds                                   | 1*                                | 8,918                                   | -                                | -                | -             | -                                     | -             | -             | 8,918                                     | -  | 8,918                              |
|                | State Toll Bridge Revenue Bonds                                 | 4*                                | 16,750                                  | -                                | -                | -             | 1,733                                 | -             | 1,733         | 15,017                                    | 1,683  | 13,334                             |
|                | State Highway Revenue Refunding Bonds                           | 5*                                | 1,732                                   | -                                | -                | -             | 110                                   | -             | 110           | 1,622                                     | -  | 1,622                              |
|                | Total   |                                   | 84,877                                  | 2,500                            | -                | 2,500         | 4,637                                 | -             | 4,637         | 82,740                                    | 1,683  | 81,057                             |
| Missouri       | Bridge Revenue Bonds  | 4**                               | 16,700                                  | -                                | -                | -             | 500                                   | -             | 500           | 16,200                                    | 700  | 15,500                             |
|                | Reimbursement Obligations Assumed                               | 6*                                | 94                                      | -                                | -                | -             | 3                                     | -             | 3             | 91  | -  | 91                                 |
|                | Total   |                                   | 16,794                                  | -                                | -                | -             | 503                                   | -             | 503           | 16,291                                    | 700  | 15,591                             |
| Montana        | Treasury Anticipation Debentures                                | 1*                                | 3,000                                   | -                                | -                | -             | -                                     | -             | -             | 3,000                                     | 3,000  | -                                  |
| New Hampshire  | State Highway Bonds   | 1                                 | 8,465                                   | -                                | -                | -             | 1,235                                 | -             | 1,235         | 7,230                                     | -  | 7,230                              |
|                | New Hampshire Turnpike Bonds                                    | 4                                 | 6,100                                   | -                                | -                | -             | 210                                   | -             | 210           | 5,890                                     | -  | 5,890                              |
|                | Spaulding Turnpike Bonds  | 4                                 | 5,860                                   | -                                | -                | -             | 140                                   | -             | 140           | 5,720                                     | 175  | 24,455                             |
|                | Central (Everett) Turnpike Bonds                                | 4                                 | 13,260                                  | -                                | -                | -             | 240                                   | -             | 240           | 13,020                                    | -  | 13,020                             |
|                | State Toll Bridge Bonds   | 4                                 | 550                                     | -                                | -                | -             | 50                                    | -             | 50            | 500                                       | 187  | 313                                |
|                | Maine-New Hampshire Interstate Bridge Authority Refunding Bonds | 4**                               | 1,842                                   | -                                | -                | -             | 337                                   | -             | 337           | 1,505                                     | 362  | 1,143                              |
|                | Total   |                                   | 36,077                                  | -                                | -                | -             | 2,212                                 | -             | 2,212         | 33,865                                    | 724  | 33,141                             |
| New Jersey     | Highway Improvement Bonds-State Share                           | 1                                 | 25,467                                  | -                                | -                | -             | 1,507                                 | -             | 1,507         | 23,960                                    | -  | 23,960                             |
|                | Highway Improvement Bonds-Local Share                           | 7                                 | 9,743                                   | -                                | -                | -             | 323                                   | -             | 323           | 9,420                                     | -  | 9,420                              |
|                | Subtotal  |                                   | 35,210                                  | -                                | -                | -             | 1,830                                 | -             | 1,830         | 33,380                                    | -  | 33,380                             |
|                | Delaware River Joint Toll Bridge Commission Revenue Bonds       | 4*                                | 25,627                                  | -                                | -                | -             | 2,255                                 | -             | 2,255         | 23,372                                    | 327  | 23,045                             |
|                | New Jersey Turnpike Authority Revenue Bonds                     | 4*                                | 462,719                                 | -                                | -                | -             | 13,480                                | -             | 13,480        | 449,239                                   | 575  | 448,664                            |
|                | Garden State Parkway Guaranteed Bonds                           | 4                                 | 285,000                                 | -                                | -                | -             | -                                     | -             | -             | 285,000                                   | -  | 285,000                            |
|                | Garden State Parkway Revenue Bonds                              | 4**                               | 45,000                                  | -                                | -                | -             | -                                     | -             | -             | 45,000                                    | -  | 45,000                             |
|                | Total   |                                   | 833,356                                 | -                                | -                | -             | 17,565                                | -             | 17,565        | 833,991                                   | 902  | 833,089                            |
| New Mexico     | Highway Debentures  | 1*                                | 12,495                                  | 4,000                            | -                | 4,000         | 2,400                                 | -             | 2,400         | 14,095                                    | 16   | 14,079                             |
| New York       | State Highway Improvement Bonds-Serial and Term                 | 1                                 | 86,000                                  | -                                | -                | -             | 1,400                                 | -             | 1,400         | 84,600                                    | 70,718   | 13,882                             |
|                | State Highway Grade Crossing Elimination Bonds                  | 2                                 | 135,795                                 | 27,860                           | -                | 27,860        | 10,000                                | -             | 10,000        | 153,655                                   | -  | 153,655                            |
|                | General State Improvement Bonds-State Highway Share             | 3                                 | 3,751                                   | -                                | -                | -             | 1,008                                 | -             | 1,008         | 2,743                                     | -  | 2,743                              |
|                | New York State Bridge Authority Bonds                           | 4**                               | 20,517                                  | -                                | -                | -             | 783                                   | -             | 783           | 19,734                                    | 200  | 19,534                             |
|                | Niagara Falls Bridge Commission Refunding Bonds                 | 4**                               | 1,350                                   | -                                | -                | -             | 300                                   | -             | 300           | 1,050                                     | 250  | 800                                |
|                | Jones Beach Parkway Authority Revenue and Refunding Bonds       | 4**                               | 42,627                                  | -                                | -                | -             | 824                                   | -             | 824           | 41,803                                    | 400  | 41,403                             |
|                | Whiteface Mountain Authority Refunding Bonds-Highway Share      | 4**                               | 728                                     | -                                | -                | -             | 43                                    | -             | 43            | 685                                       | -  | 685                                |
|                | Thousand Islands Bridge Authority Refunding Bonds               | 4**                               | 1,830                                   | -                                | -                | -             | 698                                   | -             | 698           | 1,132                                     | 495  | 637                                |
|                | Buffalo and Fort Erie Bridge Authority Refunding Bonds          | 4**                               | 778                                     | -                                | -                | -             | 156                                   | -             | 156           | 622                                       | 300  | 322                                |
|                | Port of New York Authority Bonds-Highway Share                  | 4**                               | 94,586                                  | 4,400                            | -                | 4,400         | 5,869                                 | -             | 5,869         | 93,117                                    | 12,362   | 80,755                             |
|                | New York Thruway Guaranteed Bonds                               | 4                                 | 400,000                                 | -                                | -                | -             | -                                     | -             | -             | 400,000                                   | -  | 400,000                            |
|                | New York Thruway Revenue Bonds                                  | 4**                               | 350,000                                 | -                                | -                | -             | -                                     | -             | -             | 350,000                                   | -  | 350,000                            |
|                | Total   |                                   | 1,137,962                               | 32,260                           | -                | 32,260        | 21,081                                | -             | 21,081        | 1,149,141                                 | 84,725   | 1,064,416                          |
| North Carolina | State Highway Bonds   | 1                                 | 17,834                                  | -                                | -                | -             | 2,000                                 | -             | 2,000         | 15,834                                    | 15,834   | -                                  |
|                | State Secondary Roads Bonds                                     | 1                                 | 153,750                                 | -                                | -                | -             | 9,850                                 | -             | 9,850         | 143,900                                   | -  | 143,900                            |
|                | Total   |                                   | 171,584                                 | -                                | -                | -             | 11,850                                | -             | 11,850        | 159,734                                   | 15,834   | 143,900                            |

Highway Finance

STATE OBLIGATIONS FOR HIGHWAYS - 1957  
CHANGE IN INDEBTEDNESS DURING YEAR<sup>1/</sup>

TABLE SB-2, 1957  
SHEET 3 OF 3  
ISSUED OCTOBER 1958

Compiled for calendar year  
from reports of State Authorities

| STATE   | ISSUE   | CLASSIFI-<br>CATION<br>2/ | OBLIGATIONS ISSUED 3/ |                     |           | OBLIGATIONS REDEEMED                              |                 |           | SINKING FUND<br>AND OTHER<br>RESERVES<br>DECEMBER 31,<br>1957<br>4/ | NET<br>INDEBTEDNESS<br>DECEMBER 31,<br>1957 |
|---|---|---------------------------|-----------------------|---------------------|-----------|---|-----------------|-----------|---|---|
|   |   |                           | ORIGINAL<br>ISSUES    | REFUNDING<br>ISSUES | TOTAL     | WITH<br>CURRENT<br>INCOME<br>AND DEBT<br>RESERVES | BY<br>REFUNDING | TOTAL     |   |   |
| Ohio  | State Highway Bonds                                     | 1*                        | 1,000                 | 1,000               | 1,000     | 1,000   | 1,000           | 1,000     | 1,000   |   |
|   | Ohio Turnpike Revenue Bonds                             | 4*                        | 149,110               | -                   | 149,110   | 13,045  | -               | 13,045    | 241,885   |   |
|   | Bridge Revenue Bonds                                    | 4*                        | 326,000               | -                   | 326,000   | -   | -               | -         | 326,000   |   |
|   | Total   |                           | 475,110               | -                   | 475,110   | 13,045  | -               | 13,045    | 571,385   |   |
| Oklahoma  | Oklahoma Turnpike Authority Revenue Bonds               | 4*                        | 106,000               | -                   | 106,000   | -   | -               | -         | 106,000   |   |
| Oregon  | State Highway Bonds                                     | 1                         | 58,275                | -                   | 58,275    | 4,150   | -               | 4,150     | 74,725  |   |
| Pennsylvania  | State Highway and Bridge Authority Bonds                | 1*                        | 63,726                | -                   | 63,726    | 5,295   | -               | 5,295     | 58,431  |   |
|   | State Toll Bridge Bonds                                 | 4*                        | 3,590                 | -                   | 3,590     | 700   | -               | 700       | 2,890   |   |
|   | Delaware River Fort Authority Bonds                     | 4*                        | 103,156               | -                   | 103,156   | 2,238   | -               | 2,238     | 2,950   |   |
|   | Pennsylvania Turnpike Revenue and Refunding Bonds       | 4*                        | 692,576               | -                   | 692,576   | 11,915  | -               | 11,915    | 971,968   |   |
| Total   |   | 863,048                   | -                     | 863,048             | 17,910    | -   | 17,910          | 443,273   |   |   |
| Rhode Island  | State Highway Improvement Bonds                         | 1                         | 10,300                | -                   | 10,300    | 600   | -               | 600       | 19,700  |   |
|   | Special State Bridge Bonds                              | 2                         | 4,574                 | -                   | 4,574     | 92  | -               | 92        | 2,714   |   |
|   | Tamson Bridge Commission Bonds                          | 4*                        | 8,577                 | -                   | 8,577     | 285   | -               | 285       | 74  |   |
|   | Mount Hope Bridge Authority Revenue Bonds               | 4*                        | 185,704               | -                   | 185,704   | 977   | -               | 977       | 2,553   |   |
| Total   |   | 209,155                   | -                     | 209,155             | 974       | -   | 974             | 27,069    |   |   |
| South Carolina  | State Highway Bonds and Certificates of Indebtedness    | 1                         | 34,050                | -                   | 34,050    | 8,200   | -               | 8,200     | 20,675  |   |
|   | Killen Head Toll Bridge Bonds                           | 4*                        | 1,500                 | -                   | 1,500     | 133   | -               | 133       | 1,500   |   |
|   | State Assessed County Bonds                             | 6*                        | 1,161                 | -                   | 1,161     | 298   | -               | 298       | 1,346   |   |
|   | Total   |                           | 36,711                | -                   | 36,711    | 8,333   | -               | 8,333     | 23,321  |   |
| Tennessee   | State Highway Bonds                                     | 1                         | 10,322                | -                   | 10,322    | 9   | -               | 9         | 10,000  |   |
|   | Consolidated Bonding Reimbursement Bonds                | 2                         | 7,000                 | -                   | 7,000     | 2   | -               | 2         | -   |   |
|   | State Issues for Local Roads                            | 7                         | 17,284                | -                   | 17,284    | -   | -               | -         | 7,000   |   |
|   | Total   |                           | 34,606                | -                   | 34,606    | 11  | -               | 11        | 17,000  |   |
| Texas   | Turnpike Authority Revenue Bonds                        | 4*                        | 58,500                | -                   | 58,500    | 2,877   | -               | 2,877     | 58,500  |   |
|   | Reimbursement Obligations Assumed                       | 6*                        | 10,500                | -                   | 10,500    | 7,723   | -               | 7,723     | 2,819   |   |
|   | Total   |                           | 69,000                | -                   | 69,000    | 10,600  | -               | 10,600    | 61,319  |   |
|   | State Highway Bonds                                     | 1                         | 6,000                 | -                   | 6,000     | 600   | -               | 600       | 11,400  |   |
| Vermont   | Bridge Bonds  | 2                         | 1,270                 | -                   | 1,270     | 280   | -               | 280       | 990   |   |
|   | Flood Bonds   | 7                         | -                     | -                   | -         | -   | -               | -         | 710   |   |
|   | Total   |                           | 1,270                 | -                   | 1,270     | 280   | -               | 280       | 1,400   |   |
|   | State Highway Bonds                                     | 1                         | 6,000                 | -                   | 6,000     | 600   | -               | 600       | 11,400  |   |
| Virginia  | State Toll Bridge and Ferry Revenue and Refunding Bonds | 4*                        | 115,300               | -                   | 115,300   | 300   | -               | 300       | 115,000   |   |
|   | Richmond-Steubing Turnpike Authority Revenue Bonds      | 4*                        | 69,500                | -                   | 69,500    | 1,300   | -               | 1,300     | 69,000  |   |
|   | Elizabeth River Tunnel District Revenue Bonds           | 4*                        | 20,204                | -                   | 20,204    | 1,600   | -               | 1,600     | 16,960  |   |
|   | Total   |                           | 205,004               | -                   | 205,004   | 2,200   | -               | 2,200     | 202,960   |   |
| Washington  | Highway Construction Revenue Bonds-State Share          | 1*                        | 52,374                | -                   | 52,374    | 2,362   | -               | 2,362     | 67,006  |   |
|   | Highway Construction Revenue Bonds-Local Share          | 7*                        | 1,776                 | -                   | 1,776     | 332   | -               | 332       | 5,444   |   |
|   | Subtotal  |                           | 54,150                | -                   | 54,150    | 2,694   | -               | 2,694     | 72,450  |   |
|   | Washington Toll Bridge Authority Revenue Bonds          | 4*                        | 43,500                | -                   | 43,500    | 2,550   | -               | 2,550     | 41,000  |   |
| Total   |   | 97,650                    | -                     | 97,650              | 5,244     | -   | 5,244           | 113,450   |   |   |
| West Virginia   | State Highway Bonds                                     | 1                         | 44,874                | -                   | 44,874    | 3,530   | -               | 3,530     | 29,330  |   |
|   | State Secondary Road Bonds                              | 1                         | 33,200                | -                   | 33,200    | 3,333   | -               | 3,333     | 29,867  |   |
|   | Toll Bridge Revenue Bonds                               | 4*                        | 1,400                 | -                   | 1,400     | -   | -               | -         | 47  |   |
|   | Turnpike Revenue Bonds, Series A                        | 4*                        | 133,000               | -                   | 133,000   | -   | -               | -         | 1,400   |   |
| Total   |   | 312,474                   | -                     | 312,474             | 6,863     | -   | 6,863           | 131,000   |   |   |
| Wisconsin   | Reimbursement Obligations Assumed                       | 6*                        | 4,337                 | -                   | 4,337     | 481   | -               | 481       | 203,950   |   |
|   | General Highway Bond Issues                             | 1                         | 1,825,321             | -                   | 1,825,321 | 123,282   | -               | 123,282   | 151,424   |   |
|   | Special State Issues for Bridges and Grade Crossings    | 2                         | 170,271               | -                   | 170,271   | 13,383  | -               | 13,383    | 2,140   |   |
|   | Special Construction Issues-State Highway Share         | 3                         | 16,297                | -                   | 16,297    | 1,949   | -               | 1,949     | 17,589  |   |
| State Issues for Parks, Bridges and Ferries               | 4   | 5,388,115                 | -                     | 5,388,115           | 110,137   | -   | 110,137         | 5,366,103 |   |   |
| State Issues for Parks, Bridges and Ferries               | 5   | 3,323,233                 | -                     | 3,323,233           | 249,524   | -   | 249,524         | 3,073,709 |   |   |
| Subtotal  |   | 10,550,567                | -                     | 10,550,567          | 528,366   | -   | 528,366         | 7,547,168 |   |   |
| Reimbursement Obligations for State-Administered Highways | 6   | 7,125,000                 | -                     | 7,125,000           | 4,337     | -   | 4,337           | 3,200     |   |   |
| Total Obligations for State-Administered Highways         |   | 17,675,567                | -                     | 17,675,567          | 532,703   | -   | 532,703         | 3,200     |   |   |
| State Issues for Local Roads and Bridges                  | 7   | 70,843                    | -                     | 70,843              | 2,502     | -   | 2,502           | 242,950   |   |   |
| Total Highway Obligations of State                        |   | 17,746,410                | -                     | 17,746,410          | 535,205   | -   | 535,205         | 344,150   |   |   |

1/ See Table SB-1 for general notes on SB series. The following States reported no indebtedness during 1957: Arizona, Idaho, Iowa, Nebraska, Nevada, North Dakota, South Dakota, Utah, and Wyoming.  
2/ For purposes of this analysis, bond issues have been classified in accordance with the types of issues summarized on sheet 3. See Table SB-2B for additional details. Issues marked with an asterisk are understood to be limited State obligations or quasi-State obligations supported by specific revenues only. All other issues are understood to be supported by the full faith and credit of the State as well as by specific revenues.  
3/ Balances in this column exclude amounts known to be reserved solely for interest payments, and differ in some instances from balances shown in Table SB-3.



STATE OBLIGATIONS FOR HIGHWAYS-1957  
 OBLIGATIONS OUTSTANDING AT END OF YEAR  
 BY TYPE OF SECURITY

TABLE SB-2B  
 ISSUED OCTOBER 1958

| STATE          | FULL-FAITH<br>OBLIGATION<br>BONDS 1/ | LIMITED<br>OBLIGATION<br>BONDS 2/ | TOLL REVENUE BONDS 3/ |                  | REIMBURSE-<br>MENT<br>OBLIGATIONS<br>ASSUMED 4/ | TOTAL            | STATE          |
|----------------|--------------------------------------|-----------------------------------|-----------------------|------------------|---|------------------|----------------|
|                |                                      |                                   | CROSSING<br>BONDS     | ROAD<br>BONDS    |   |                  |                |
|                | 1,000<br>Dollars                     | 1,000<br>Dollars                  | 1,000<br>Dollars      | 1,000<br>Dollars | 1,000<br>Dollars                                | 1,000<br>Dollars |                |
| Alabama        | 29,699                               | 49,800                            | -                     | -                | 2,923   | 82,422           | Alabama        |
| Arizona        | -                                    | -                                 | -                     | -                | -   | -                | Arizona        |
| Arkansas       | 91,594                               | -                                 | -                     | -                | -   | 91,594           | Arkansas       |
| California     | 11,475                               | -                                 | 113,496               | -                | -   | 124,971          | California     |
| Colorado       | -                                    | 30,943                            | -                     | (3/)             | -   | 30,943           | Colorado       |
| Connecticut    | 45,245                               | 285,000                           | 3/ 30,000             | (3/)             | -   | 360,245          | Connecticut    |
| Delaware       | 55,579                               | -                                 | 24,940                | -                | 1,135   | 81,654           | Delaware       |
| Florida        | -                                    | 105,100                           | 3/ 16,363             | 3/ 71,778        | 28,820  | 222,061          | Florida        |
| Georgia        | -                                    | 87,849                            | 5,785                 | -                | -   | 93,634           | Georgia        |
| Idaho          | -                                    | -                                 | -                     | -                | -   | -                | Idaho          |
| Illinois       | 14,587                               | -                                 | -                     | 377,279          | -   | 391,866          | Illinois       |
| Indiana        | -                                    | -                                 | -                     | 280,000          | -   | 280,000          | Indiana        |
| Iowa           | -                                    | -                                 | -                     | -                | -   | -                | Iowa           |
| Kansas         | -                                    | 19,500                            | -                     | 156,187          | 96  | 175,783          | Kansas         |
| Kentucky       | -                                    | -                                 | 9,021                 | 38,500           | -   | 47,521           | Kentucky       |
| Louisiana      | 84,299                               | 65,000                            | (3/)                  | -                | -   | 149,299          | Louisiana      |
| Maine          | 34,545                               | -                                 | 3/ 241                | 78,600           | -   | 113,386          | Maine          |
| Maryland       | -                                    | 170,591                           | 170,030               | -                | -   | 340,621          | Maryland       |
| Massachusetts  | 397,700                              | -                                 | 23,539                | 239,000          | -   | 660,239          | Massachusetts  |
| Michigan       | -                                    | 213,350                           | 100,166               | -                | -   | 313,516          | Michigan       |
| Minnesota      | 22,000                               | -                                 | -                     | -                | -   | 22,000           | Minnesota      |
| Mississippi    | -                                    | 67,723                            | 15,017                | -                | -   | 82,740           | Mississippi    |
| Missouri       | -                                    | 16,000                            | 3/ 200                | -                | 91  | 16,291           | Missouri       |
| Montana        | -                                    | 3,000                             | -                     | -                | -   | 3,000            | Montana        |
| Nebraska       | -                                    | -                                 | -                     | -                | -   | -                | Nebraska       |
| Nevada         | -                                    | -                                 | -                     | -                | -   | -                | Nevada         |
| New Hampshire  | 32,360                               | -                                 | 3/ 1,505              | (3/)             | -   | 33,865           | New Hampshire  |
| New Jersey     | 318,380                              | -                                 | 23,372                | 3/ 494,239       | -   | 835,991          | New Jersey     |
| New Mexico     | -                                    | 14,095                            | -                     | -                | -   | 14,095           | New Mexico     |
| New York       | 640,998                              | -                                 | 115,655               | 3/ 392,488       | -   | 1,149,141        | New York       |
| North Carolina | 159,734                              | -                                 | -                     | -                | -   | 159,734          | North Carolina |
| North Dakota   | -                                    | -                                 | -                     | -                | -   | -                | North Dakota   |
| Ohio           | -                                    | 261,065                           | 3,500                 | 326,000          | -   | 590,565          | Ohio           |
| Oklahoma       | -                                    | -                                 | -                     | 106,000          | -   | 106,000          | Oklahoma       |
| Oregon         | 74,725                               | -                                 | -                     | -                | -   | 74,725           | Oregon         |
| Pennsylvania   | 2,850                                | 58,431                            | 3/ 100,918            | 447,661          | -   | 609,860          | Pennsylvania   |
| Rhode Island   | 24,274                               | -                                 | 3,453                 | -                | -   | 27,727           | Rhode Island   |
| South Carolina | 30,850                               | -                                 | 1,500                 | -                | 1,346   | 33,696           | South Carolina |
| South Dakota   | -                                    | -                                 | -                     | -                | -   | -                | South Dakota   |
| Tennessee      | 17,513                               | -                                 | -                     | -                | -   | 17,513           | Tennessee      |
| Texas          | -                                    | -                                 | -                     | 58,500           | 7,723   | 66,223           | Texas          |
| Utah           | -                                    | -                                 | -                     | -                | -   | -                | Utah           |
| Vermont        | 12,414                               | -                                 | -                     | -                | -   | 12,414           | Vermont        |
| Virginia       | -                                    | -                                 | 134,004               | 69,000           | -   | 203,004          | Virginia       |
| Washington     | -                                    | 76,139                            | 41,100                | -                | -   | 117,239          | Washington     |
| West Virginia  | 71,211                               | -                                 | 1,400                 | 133,000          | -   | 205,611          | West Virginia  |
| Wisconsin      | -                                    | -                                 | -                     | -                | 4,019   | 4,019            | Wisconsin      |
| Wyoming        | -                                    | -                                 | -                     | -                | -   | -                | Wyoming        |
| Total          | 2,172,032                            | 1,523,586                         | 935,205               | 3,268,232        | 46,153  | 7,945,208        | Total          |

1/ Full-faith obligations are secured by the general taxing power of the State, in addition to a usual pledge of road-user revenue or tolls for debt service.

2/ Limited obligations are secured only by a pledge of road-user revenues, highway fund rentals or lease payments, or by a combination of tolls and road-user revenues.

3/ Revenue bonds are secured only by earnings from operation of the facility. These columns exclude the following full-faith obligations, limited obligations or obligations assumed for toll facilities: Full-faith bonds: Conn., Greenwich-Killingly Expressway Bonds \$35,000,000, Toll Bridge Bonds \$10,245,000; Maine, Toll Bridge Bonds \$4,445,000; N. H., Turnpike System Bonds \$24,630,000, Toll Bridge Bonds \$500,000; N. J., Garden State Parkway \$285,000,000; N. Y., Thruway Bonds \$400,000,000; Pa., Toll Bridge Bonds \$2,850,000. Limited bonds: Colo., Turnpike Bonds \$5,585,000; Conn., Greenwich-Killingly Expressway Bonds \$285,000,000; Fla., Jacksonville Expressway Bonds \$75,880,000, Manatee County Bridge Bonds \$6,000,000, Martin County Bonds \$2,200,000; La., Mississippi River Bridge Bonds \$65,000,000; Mo., Toll Bridge Bonds \$16,000,000. Reimbursement obligations: Fla., Escambia Beach Bridge Bonds \$1,275,000, Ocean Highway and Port Authority Bonds \$4,600,000.

4/ Obligations assumed by the State to reimburse local units for bonds issued, or contributions, for roads now on State systems. By virtue of continued appropriations for debt service, many of these obligations are in effect "full-faith" obligations, but the legal status is not always clear.

TABLE BR-3, 1957  
SHEET 1 OF 3  
ISSUED OCTOBER 1958

STATE OBLIGATIONS FOR HIGHWAYS - 1957

RECEIPTS AND DISBURSEMENTS FOR DEBT SERVICE

Compiled for calendar year:  
from reports of State authorities

| STATE       | OBLIGATIONS   |                            | RECEIPTS APPLICABLE TO DEBT SERVICE |                       |   |                                       |   |                                    |                              |                    |  |   | DISBURSEMENTS       |                                |                                 | BALANCE                      |   |
|-------------|---|----------------------------|-------------------------------------|-----------------------|---|---------------------------------------|---|------------------------------------|------------------------------|--------------------|--|---|---------------------|--------------------------------|---------------------------------|------------------------------|---|
|             | ISSUE   | CLASSIFI-<br>CAUTION<br>2/ | HIGHWAY-<br>USER<br>REVENUES        | TOLLS                 | CONVERT-<br>ITIONS<br>FROM<br>LOCAL<br>GOVERN-<br>MENTS | PROCEEDS<br>OF<br>SALE<br>OF<br>BONDS | NEW<br>EARNINGS<br>FROM<br>INVEST-<br>MENTS | MISCEL-<br>LANEOUS<br>INCOME       | TOTAL<br>RECEIPTS            | INTEREST           | ADMINIS-<br>TRATION,<br>PAYING<br>AGENT<br>FEES,<br>ETC. | TOTAL<br>INTEREST<br>AND<br>ADMINIS-<br>TRATION | PAR<br>VALUE<br>3/  | PREMIUM<br>OR<br>DISCOUNT      | TOTAL                           | TOTAL<br>DISBURSE-<br>MENTS  | BALANCE<br>STANDING<br>FUND OR<br>DEBT<br>RESERVE<br>DECEMBER 31,<br>1957 |
| Alabama     | State Highway Bonds<br>Highway Authority Revenue Bonds<br>Reimbursement Obligations Assumed<br>Total                        | A<br>A<br>C                | 3,121<br>1,235<br>480<br>4,776      | -<br>-<br>-<br>-      | -<br>-<br>-<br>-  | -<br>-<br>-<br>-                      | -<br>-<br>-<br>-                            | 3,121<br>1,268<br>420<br>4,809     | 690<br>1,368<br>72<br>2,088  | 26<br>-<br>-<br>26 | 690<br>1,348<br>72<br>2,110                              | 2,100<br>200<br>480<br>2,688                    | -<br>-<br>-<br>-    | 2,100<br>200<br>480<br>2,688   | 2,790<br>2,548<br>480<br>4,758  | 1,000<br>331<br>57<br>388    |   |
| Arizona     | None  |                            | -                                   | -                     | -   | -                                     | -   | -                                  | -                            | -                  | -  | -   | -                   | -                              | -                               | -                            |   |
| Arkansas    | State Highway Bonds<br>State Issues for Reimbursement<br>Total  | A<br>A                     | 6,885<br>2,472<br>14,591            | -<br>-<br>-           | -<br>-<br>-   | -<br>-<br>-                           | 176<br>176                                  | 7,003<br>2,370<br>9,373            | 2,037<br>905<br>2,942        | 7<br>3<br>10       | 2,044<br>908<br>2,952                                    | 4,575<br>1,441<br>5,997                         | -21<br>-21          | 4,554<br>1,441<br>5,997        | 6,588<br>2,349<br>8,937         | 10,715<br>4,365<br>15,080    |   |
| California  | State Highway Bonds<br>Toll Bridge Authority Bonds<br>Total   | A<br>B                     | 2,361<br>2,361                      | 2,390<br>2,390        | -<br>-  | -<br>-                                | 136<br>136                                  | 2,361<br>4,887                     | 586<br>4,322<br>4,886        | 47<br>47           | 586<br>4,322<br>4,908                                    | 1,775<br>2,515                                  | -12<br>-12          | 1,775<br>2,527                 | 2,361<br>5,074<br>7,435         | 5,184<br>5,184               |   |
| Colorado    | Highway Office Building Bonds<br>Revenue Anticipation Warrants<br>Turnpike Revenue Bonds<br>Total                           | A<br>A<br>B                | 237<br>1,714<br>764<br>1,951        | -<br>-<br>-<br>-      | -<br>-<br>-<br>-  | 138<br>138                            | 24<br>24                                    | 237<br>1,852<br>419<br>2,508       | 54<br>315<br>169<br>538      | 21<br>21           | 54<br>336<br>169<br>559                                  | 184<br>1,800<br>120<br>2,104                    | -3<br>-3            | 184<br>1,800<br>120<br>2,104   | 238<br>429<br>694<br>1,361      | 429<br>429                   |   |
| Connecticut | Toll Road and Bridge Bonds  | B                          | 24                                  | 1,543                 | -   | 15,287                                | 718   | 17,372                             | 9,594                        | 172                | 9,766  | 1,030   | -                   | 1,030                          | 10,796                          | 23,028                       |   |
| Delaware    | State Highway Bonds<br>Toll Bridge Bonds<br>Total   | A<br>B                     | 3,582<br>3,582                      | 6,283<br>6,283        | -<br>-  | 72<br>72                              | 60<br>60                                    | 3,584<br>10,267                    | 953<br>1,113<br>2,066        | 20<br>20           | 953<br>1,130<br>2,083                                    | 2,701<br>5,164<br>7,865                         | 267<br>267          | 2,701<br>5,164<br>7,865        | 3,694<br>10,435                 | 4,587<br>4,587               |   |
| Florida     | State Development Commission Bonds<br>Toll Road and Bridge Bonds<br>Special Road and Bridge Obligations<br>Assumed<br>Total | A<br>B<br>C                | 2,392<br>1,842<br>1,110<br>5,304    | 6,104<br>6,104        | -<br>-  | 35<br>35                              | 132<br>316                                  | 2,519<br>37,684<br>1,156<br>41,359 | 670<br>5,284<br>798<br>6,922 | 2<br>196           | 672<br>5,720<br>760<br>7,152                             | 765<br>23,982<br>318<br>24,917                  | -232<br>-232        | 765<br>23,982<br>318<br>24,917 | 23,902<br>31,903                | 6,483<br>6,483               |   |
| Georgia     | Rural Roads Authority<br>Bridge Building Authority<br>State Toll Bridge Bonds<br>Total                                      | D<br>A<br>B                | 2,388<br>2,409<br>981<br>7,797      | -<br>-<br>-<br>-      | -<br>-<br>-<br>-  | 196<br>196                            | 107<br>107                                  | 5,984<br>2,516<br>8,100            | 1,221<br>2,221<br>2,110      | -<br>-<br>-        | 1,221<br>669<br>280<br>2,110                             | 760<br>3,103<br>685<br>4,748                    | -51<br>-104<br>-155 | 760<br>3,052<br>761<br>4,793   | 2,001<br>3,721<br>981<br>6,703  | 5,725<br>2,098               |   |
| Iowa        | None  |                            | -                                   | -                     | -   | -                                     | -   | -                                  | -                            | -                  | -  | -   | -                   | -                              | -                               | -                            |   |
| Illinois    | State Highway Bonds<br>Turnpike Revenue Bonds<br>Total  | A<br>B                     | 8,230<br>8,230                      | -<br>-                | 3,031<br>3,031  | -<br>-                                | 137<br>137                                  | 8,230<br>11,395                    | 782<br>14,255<br>15,767      | 95<br>95           | 782<br>14,900<br>15,762                                  | 7,519<br>37,721<br>45,240                       | -4,302<br>-4,302    | 7,519<br>33,419<br>40,938      | 8,271<br>48,369<br>56,640       | 118<br>31,830<br>31,948      |   |
| Indiana     | Turnpike Revenue Bonds  | B                          | -                                   | 8,197                 | -   | -                                     | 398   | 8,648                              | 9,800                        | 63                 | 9,863  | -   | -                   | 9,863                          | 11,020                          |                              |   |
| Iowa        | None  |                            | -                                   | -                     | -   | -                                     | -   | -                                  | -                            | -                  | -  | -   | -                   | -                              | -                               | -                            |   |
| Kansas      | Turnpike Revenue Bonds<br>Reimbursement Obligations Assumed<br>Total  | B<br>C                     | -<br>-<br>-                         | 2,700<br>2,700        | -<br>-  | 2,514<br>2,514                        | 157<br>157                                  | 5,371<br>5,371                     | 5,593<br>5,593               | 107<br>107         | 5,690<br>5,690   | 3,813<br>3,813                                  | -887<br>-887        | 2,926<br>2,926                 | 8,616<br>8,616                  | 13,544<br>13,660             |   |
| Kentucky    | State Toll Bridge Bonds<br>Turnpike Revenue Bonds<br>Total  | B<br>B                     | -<br>-<br>-                         | 642<br>1,276<br>1,914 | -<br>-  | -<br>-                                | 3<br>3                                      | 672<br>1,276<br>1,950              | 388<br>1,309<br>1,617        | -<br>-<br>-        | 388<br>1,309<br>1,617                                    | 90<br>-<br>-<br>90                              | -<br>-<br>-         | 90<br>-<br>-<br>90             | 398<br>1,399<br>1,712<br>2,483  | 1,211<br>1,212<br>2,483      |   |
| Louisiana   | State Highway Bonds<br>Toll Bridge Bonds<br>Total   | A<br>B                     | 14,899<br>14,899                    | -<br>-                | -<br>-  | 222<br>222                            | 222<br>222                                  | 15,313<br>15,313                   | 2,825<br>2,825               | 3<br>3             | 2,828<br>2,828   | 9,643<br>9,643                                  | -<br>-              | 9,643<br>9,643                 | 12,171<br>14,563                | 10,482<br>14,680<br>15,172   |   |
| Maine       | State Highway Bonds<br>State Toll Bridge Bonds<br>Turnpike Authority Bonds<br>Total   | A<br>B<br>B                | 632<br>435<br>2,212<br>3,279        | -<br>-<br>-<br>-      | -<br>-<br>-<br>-  | -<br>-<br>-<br>-                      | 17<br>8<br>24<br>49                         | 2,207<br>203<br>3,146<br>5,556     | 563<br>99<br>3,144<br>3,896  | -<br>-<br>-<br>-   | 563<br>99<br>3,144<br>3,893                              | 1,600<br>1,145<br>-<br>1,745                    | -<br>-<br>-         | 1,600<br>1,145<br>-<br>1,745   | 2,163<br>2,44<br>3,161<br>5,568 | 676<br>394<br>2,197<br>3,267 |   |

STATE OBLIGATIONS FOR HIGHWAYS-1957  
RECEIPTS AND DISBURSEMENTS FOR DEBT SERVICE <sup>1/</sup>

TABLE SB-3, 1957  
SHEET 2 OF 3  
ISSUED OCTOBER 1958

Compiled for calendar year  
from reports of State authorities

| STATE          | OBLIGATIONS  |                           | BALANCE<br>IN<br>SINKING<br>FUND OR<br>DEBT<br>RESERVE<br>JAN. 1,<br>1957 | RECEIPTS APPLICABLE TO DEBT SERVICE |         |   |                                       |   |                              |                   | DISBURSEMENTS |  |   |                    |                           |        | BALANCE<br>IN<br>SINKING<br>FUND OR<br>DEBT<br>RESERVE<br>DECEMBER 31,<br>1957 |                             |
|----------------|--|---------------------------|---|-------------------------------------|---------|---|---------------------------------------|---|------------------------------|-------------------|---------------|--|---|--------------------|---------------------------|--------|--|-----------------------------|
|                | ISSUE  | CLASSIFI-<br>CATION<br>2/ |   | HIGHWAY-<br>USER<br>REVENUES        | TOLLS   | CONTRI-<br>BUTIONS<br>FROM<br>LOCAL<br>GOVERN-<br>MENTS | PROCEEDS<br>OF<br>SALE<br>OF<br>BONDS | NET<br>EARNINGS<br>FROM<br>INVEST-<br>MENTS | MISCEL-<br>LANEOUS<br>INCOME | TOTAL<br>RECEIPTS | INTEREST      | ADMINIS-<br>TRATION,<br>PAYING<br>AGENT<br>FEES,<br>ETC. | TOTAL<br>INTEREST<br>AND<br>ADMINIS-<br>TRATION | REDEMPTIONS        |                           |        |  | TOTAL<br>DISBURSE-<br>MENTS |
|                |  |                           |   |                                     |         |   |                                       |   |                              |                   |               |  |   | PAR<br>VALUE<br>3/ | PREMIUM<br>OR<br>DISCOUNT | TOTAL  |  |                             |
| Maryland       | State Highway Bonds  | A                         | 12,283  | 13,195                              | -       | -   | 96                                    | 352   | -                            | 13,643            | 3,670         | 39   | 3,709   | 8,200              | -                         | 8,200  | 11,909   | 14,017                      |
|                | State Toll Bridge Bonds                                    | B                         | 18,057  | -                                   | 7,931   | -   | -                                     | 367   | -                            | 8,298             | 5,064         | -  | 5,064   | 8,444              | -409                      | 8,035  | 13,099   | 13,296                      |
|                | State Issues for Local Roads                               | D                         | 276   | 433                                 | -       | -   | 13                                    | 8   | -                            | 454               | 110           | 10   | 120   | 120                | -                         | 120    | 240  | 490                         |
|                | Total  |                           | 30,616  | 13,628                              | 7,931   | -   | 109                                   | 727   | -                            | 22,395            | 8,844         | 49   | 8,893   | 16,764             | -409                      | 16,355 | 25,248   | 27,763                      |
| Massachusetts  | State Highway Bonds  | A                         | -   | 25,184                              | -       | -   | -                                     | -   | -                            | 25,184            | 6,841         | -  | 6,841   | 18,343             | -                         | 18,343 | 25,184   | -                           |
|                | State Toll Bridge Bonds                                    | B                         | 2,039   | -                                   | 1,651   | -   | -                                     | 36  | -                            | 1,687             | 710           | 4  | 714   | 1,210              | -55                       | 1,155  | 1,869  | 1,857                       |
|                | Turnpike Authority Bonds                                   | B                         | 11,830  | -                                   | 4,779   | -   | -                                     | 6   | -                            | 4,785             | 7,887         | 21   | 7,908   | -                  | -                         | -      | 7,908  | 8,707                       |
|                | State Issues for Local Roads                               | D                         | -   | 1,133                               | -       | -   | -                                     | -   | -                            | 1,133             | 326           | -  | 326   | 807                | -                         | 807    | 1,133  | -                           |
| Total          |  | 13,869                    | 26,317  | 6,430                               | -       | -   | 42                                    | -   | 32,789                       | 15,764            | 25            | 15,789   | 20,360  | -55                | 20,305                    | 36,094 | 10,564   |                             |
| Michigan       | State Highway Bonds  | A                         | 8,992   | 14,366                              | -       | -   | 66                                    | 289   | -                            | 14,721            | 5,037         | 51   | 5,088   | 6,155              | -                         | 6,155  | 11,243   | 12,070                      |
|                | Toll Bridge Bonds  | B                         | 7,654   | -                                   | 257     | -   | 66                                    | -   | -                            | 257               | 4,251         | -  | 4,251   | 7                  | -                         | 7      | 4,258  | 3,653                       |
| Total          |  | 16,646                    | 14,366  | 257                                 | -       | 66  | 289                                   | -   | 14,978                       | 9,288             | 51            | 9,339  | 6,162   | -                  | 6,162                     | 15,501 | 15,723   |                             |
| Minnesota      | State Highway Department and Central Office Building Bonds | A                         | 140   | 338                                 | -       | -   | 5                                     | -   | -                            | 343               | 140           | -  | 140   | -                  | -                         | -      | 140  | 343                         |
|                | State Bridge Bonds   | A                         | 90  | 232                                 | -       | -   | 3                                     | -   | -                            | 235               | 90            | -  | 90  | -                  | -                         | -      | 90   | 235                         |
|                | Total  |                           | 230   | 570                                 | -       | -   | 8                                     | -   | -                            | 578               | 230           | -  | 230   | -                  | -                         | -      | 230  | 578                         |
| Mississippi    | State Highway Bonds  | A                         | 1,908   | 4,637                               | -       | -   | 14                                    | -   | -                            | 4,651             | 1,663         | -  | 1,663   | 2,995              | -                         | 2,995  | 4,658  | 1,901                       |
|                | Bridge Revenue Bonds                                       | B                         | 1,541   | 1,153                               | 1,368   | -   | -                                     | 12  | -                            | 2,933             | 299           | -  | 299   | 1,733              | 59                        | 1,792  | 2,391  | 1,683                       |
| Total          |  | 3,449                     | 5,790   | 1,368                               | -       | 14  | 12                                    | -   | 7,184                        | 2,262             | -             | 2,262  | 4,728   | 59                 | 4,787                     | 7,049  | 3,584  |                             |
| Missouri       | Bridge Revenue Bonds                                       | B                         | 654   | 800                                 | 431     | -   | -                                     | 34  | -                            | 1,265             | 574           | 2  | 576   | 500                | 1                         | 501    | 1,077  | 842                         |
|                | Reimbursement Obligations Assumed                          | C                         | 7   | 3                                   | -       | -   | -                                     | -   | 3                            | 3                 | -             | -  | 3   | -                  | 3                         | 3      | 7  | 7                           |
| Total          |  | 661                       | 803   | 431                                 | -       | -   | 34                                    | -   | 1,268                        | 574               | 2             | 576  | 503   | 1                  | 504                       | 1,080  | 849  |                             |
| Montana        | State Highway Bonds  | A                         | 1,927   | 1,166                               | -       | -   | -                                     | 53  | -                            | 1,219             | 57            | 11   | 68  | -                  | -                         | -      | 68   | 3,078                       |
| Nebraska       | None   |                           |   |                                     |         |   |                                       |   |                              |                   |               |  |   |                    |                           |        |  |                             |
| Nevada         | None   |                           |   |                                     |         |   |                                       |   |                              |                   |               |  |   |                    |                           |        |  |                             |
| New Hampshire  | State Highway Bonds  | A                         | -   | 1,425                               | -       | -   | -                                     | -   | -                            | 1,425             | 187           | 3  | 190   | 1,235              | -                         | 1,235  | 1,425  | -                           |
|                | State Toll Road and Bridge Bonds                           | B                         | 961   | -                                   | 733     | -   | -                                     | 13  | -                            | 746               | 693           | 12   | 705   | 640                | -                         | 640    | 1,345  | 362                         |
|                | Toll Bridge Authority Bonds                                | B                         | 328   | -                                   | 402     | -   | -                                     | 7   | -                            | 409               | 38            | -  | 38  | 337                | -                         | 337    | 375  | 362                         |
| Total          |  | 1,289                     | 1,425   | 1,135                               | -       | -   | 20                                    | -   | 2,580                        | 918               | 15            | 933  | 2,212   | -                  | 2,212                     | 3,145  | 724  |                             |
| New Jersey     | State Highway Bonds  | A                         | 448   | 2,304                               | -       | -   | -                                     | -   | -                            | 2,304             | 819           | -  | 819   | 1,514              | -                         | 1,514  | 2,333  | 419                         |
|                | Toll Road and Bridge Authority Bonds                       | B                         | 58,799  | -                                   | 38,156  | -   | -                                     | 490   | -                            | 38,653            | 25,307        | -  | 25,307  | 15,735             | -1,043                    | 14,692 | 39,999   | 57,453                      |
|                | State Issues for Local Roads                               | D                         | 258   | 553                                 | -       | -   | -                                     | -   | -                            | 237               | -             | -  | 237   | 323                | -                         | 323    | 251  | 251                         |
| Total          |  | 59,505                    | 2,857   | 38,156                              | -       | -   | 490                                   | -   | 41,510                       | 26,363            | -             | 26,363   | 17,572  | -1,043             | 16,529                    | 42,892 | 58,123   |                             |
| New Mexico     | State Highway Bonds  | A                         | 738   | 2,893                               | -       | -   | 2                                     | -   | -                            | 2,895             | 256           | 3  | 259   | 2,400              | -                         | 2,400  | 2,659  | 974                         |
| New York       | State Highway Bonds  | A                         | 69,491  | 3,052                               | -       | 26  | -                                     | 2,139                                       | -                            | 5,217             | 2,590         | -  | 2,590   | 1,400              | -                         | 1,400  | 3,990  | 70,718                      |
|                | Grade Crossing Elimination Bonds                           | A                         | 1,370   | 9,637                               | -       | 6   | 49                                    | -   | -                            | 12,433            | 2,743         | -  | 2,743   | 10,000             | -                         | 10,000 | 12,743   | 1,060                       |
|                | General State Improvement Bonds                            | A                         | 720   | 379                                 | -       | -   | -                                     | -   | -                            | 379               | 91            | -  | 91  | 1,008              | -                         | 1,008  | 1,099  | -                           |
|                | Toll Road and Bridge Authority Bonds                       | B                         | 13,795  | -                                   | 14,109  | -   | -                                     | 351   | -                            | 14,460            | 3,664         | 1  | 3,665   | 8,673              | -81                       | 8,592  | 12,257   | 15,998                      |
|                | Thruway Authority Bonds                                    | B                         | 27,693  | 709                                 | -       | -   | -                                     | -   | -                            | 709               | 20,844        | -  | 20,844  | -                  | -                         | -      | 20,844   | 7,558                       |
| Total          |  | 113,069                   | 13,668  | 14,818                              | 32      | 49  | 2,490                                 | -   | 2,741                        | 33,198            | 29,932        | -  | 29,933  | 21,081             | -81                       | 21,000 | 50,933   | 95,334                      |
| North Carolina | State Highway Bonds  | A                         | 23,044  | 7,999                               | -       | -   | -                                     | -   | -                            | 7,999             | 2,988         | 189  | 3,177   | 12,000             | -                         | 12,000 | 15,177   | 15,466                      |
| North Dakota   | None   |                           |   |                                     |         |   |                                       |   |                              |                   |               |  |   |                    |                           |        |  |                             |
| Ohio           | State Highway Bonds  | A                         | 28,020  | 29,016                              | -       | -   | 1,071                                 | -   | -                            | 30,087            | 4,511         | 1  | 4,512   | 13,045             | -                         | 13,045 | 17,557   | 40,550                      |
|                | Turnpike Commission Bonds                                  | B                         | 1,855   | -                                   | -14,937 | -   | -                                     | -   | -                            | 14,937            | 10,595        | -  | 10,595  | -                  | -                         | -      | 10,595   | 6,197                       |
|                | Toll Bridge Bonds  | B                         | -   | -                                   | -       | -   | 85                                    | -   | -                            | 85                | -             | -  | -   | -                  | -                         | -      | 85   | 85                          |
| Total          |  | 29,875                    | 29,016  | -14,937                             | -       | 1,156   | -                                     | -   | 45,109                       | 15,106            | -             | 15,107   | 13,045  | -                  | 13,045                    | 28,152 | 46,832   |                             |
| Oklahoma       | Turnpike Authority Bonds                                   | B                         | 6,533   | -                                   | 3,011   | -   | -                                     | 7   | -                            | 3,018             | 3,822         | 7  | 3,829   | -                  | -                         | -      | 3,829  | 5,722                       |
| Oregon         | State Highway Bonds  | A                         | 5,203   | 5,455                               | -       | -   | -                                     | 304   | -                            | 5,799             | 1,053         | 15   | 1,068   | 4,150              | -                         | 4,150  | 5,218  | 5,744                       |

Highway Finance

STATE OBLIGATIONS FOR HIGHWAYS-1957  
 RECEIPTS AND DISBURSEMENTS FOR DEBT SERVICE ↓

TABLE SB-3, 1957  
 SHEET 3 OF 3  
 ISSUED OCTOBER 1958

Compiled for calendar year  
 from reports of State authorities

| STATE          | OBLIGATIONS  |                   | BALANCE IN SINKING FUND OR DEBT RESERVE JAN. 1, 1957 | RECEIPTS APPLICABLE TO DEBT SERVICE |         |                                      |                           |                               |                      |                |          | DISBURSEMENTS                           |                                   |              |                     |         |                     | BALANCE IN SINKING FUND OR DEBT RESERVE DECEMBER 31, 1957 |
|----------------|--|-------------------|--|-------------------------------------|---------|--------------------------------------|---------------------------|-------------------------------|----------------------|----------------|----------|---|-----------------------------------|--------------|---------------------|---------|---------------------|---|
|                | ISSUE  | CLASSIFICATION 2/ |  | HIGHWAY-USER REVENUES               | TOLLS   | CONTRIBUTIONS FROM LOCAL GOVERNMENTS | PROCEEDS OF SALE OF BONDS | NET EARNINGS FROM INVESTMENTS | MISCELLANEOUS INCOME | TOTAL RECEIPTS | INTEREST | ADMINISTRATION, PAYING AGENT FEES, ETC. | TOTAL INTEREST AND ADMINISTRATION | REDEMPTIONS  |                     |         | TOTAL DISBURSEMENTS |   |
|                |  |                   |  |                                     |         |                                      |                           |                               |                      |                |          |   |                                   | PAR VALUE 3/ | PREMIUM OR DISCOUNT | TOTAL   |                     |   |
| Pennsylvania   | State Highway and Bridge Authority Bonds             | A                 | 756  | 6,361                               | -       | -                                    | -                         | 54                            | -                    | 6,415          | 1,143    | -                                       | 1,143                             | 5,295        | -                   | 5,295   | 6,438               | 733   |
|                | Toll Bridge Bonds                                    | B                 | 3,050  | -                                   | 294     | -                                    | -                         | 236                           | -                    | 530            | 39       | 1                                       | 40                                | 700          | -                   | 700     | 740                 | 2,840   |
|                | Delaware River Port Authority Bonds                  | B                 | 16,139   | -                                   | 5,471   | -                                    | -                         | 449                           | -                    | 5,920          | 3,410    | -                                       | 3,410                             | 2,238        | -178                | 2,060   | 5,470               | 16,589  |
|                | Turnpike Commission Bonds                            | B                 | 15,645   | -                                   | 28,161  | -                                    | -                         | 323                           | -                    | 28,484         | 14,317   | 18                                      | 14,335                            | 11,915       | -55                 | 11,860  | 26,195              | 17,934  |
|                | Total  |                   | 35,590   | 6,361                               | 33,926  | -                                    | -                         | 1,062                         | -                    | 41,349         | 18,909   | 19                                      | 18,928                            | 20,148       | -233                | 19,915  | 38,843              | 38,096  |
| Rhode Island   | State Highway Improvement and Bridge Bonds           | A                 | 1,759  | 1,161                               | -       | -                                    | -                         | 28                            | -                    | 1,260          | 560      | -                                       | 560                               | 600          | -                   | 600     | 1,160               | 1,859   |
|                | Jamestown Toll Facility Bonds                        | B                 | 96   | -                                   | 117     | -                                    | -                         | 1                             | -                    | 118            | 20       | -                                       | 20                                | 92           | 1                   | 93      | 113                 | 101   |
|                | Mount Hope Bridge Authority Bonds                    | B                 | 256  | -                                   | 331     | -                                    | -                         | 6                             | -                    | 333            | 112      | -                                       | 112                               | 231          | -                   | 231     | 349                 | 290   |
|                | Total  |                   | 2,111  | 1,161                               | 454     | -                                    | -                         | 28                            | -                    | 1,721          | 692      | -                                       | 692                               | 929          | -1                  | 930     | 1,622               | 2,210   |
| South Carolina | State Highway Bonds                                  | A                 | 9,951  | 8,726                               | -       | -                                    | -                         | 12                            | -                    | 8,950          | 520      | 6                                       | 526                               | 8,200        | -                   | 8,200   | 8,726               | 10,175  |
|                | Reimbursement Obligations Assumed                    | C                 | -  | 1,135                               | -       | -                                    | -                         | -                             | -                    | 135            | 2        | -                                       | 133                               | 133          | -                   | 133     | 135                 | -   |
|                | Hilton Head Toll Bridge Bonds                        | B                 | 151  | -                                   | 47      | -                                    | -                         | 6                             | -                    | 107            | 107      | 1                                       | 108                               | -            | -                   | 108     | 108                 | 96  |
|                | Total  |                   | 10,102   | 8,861                               | 47      | -                                    | -                         | 12                            | -                    | 9,138          | 629      | 7                                       | 636                               | 8,333        | -                   | 8,333   | 8,969               | 10,271  |
| South Dakota   | None   |                   |  |                                     |         |                                      |                           |                               |                      |                |          |   |                                   |              |                     |         |                     |   |
| Tennessee      | State Highway Bonds                                  | A                 | 4,864  | 157                                 | -       | -                                    | -                         | 20                            | -                    | 177            | 251      | -                                       | 251                               | 9            | -                   | 9       | 260                 | 4,781   |
|                | State Issues for Reimbursement                       | A                 | 2  | -                                   | -       | -                                    | -                         | -                             | -                    | -              | -        | -                                       | -                                 | 2            | -                   | 2       | 2                   | -   |
|                | State Issues for Local Roads                         | D                 | -  | 159                                 | -       | -                                    | -                         | -                             | -                    | 159            | 152      | -                                       | 152                               | -            | -                   | 152     | 159                 | -   |
|                | Total  |                   | 4,866  | 316                                 | -       | -                                    | -                         | 20                            | -                    | 336            | 410      | -                                       | 410                               | 11           | -                   | 11      | 421                 | 4,781   |
| Texas          | Turnpike Authority Revenue Bonds                     | B                 | 2,731  | -                                   | -       | -                                    | -                         | -                             | -                    | -              | 1,656    | 7                                       | 1,663                             | -            | -                   | -       | 1,663               | 1,068   |
|                | Reimbursement Obligations Assumed                    | C                 | 6,138  | 1,985                               | -       | -                                    | -                         | -                             | -                    | 113            | 2,098    | 455                                     | 455                               | 2,877        | -                   | 2,877   | 3,332               | 4,904   |
|                | Total  |                   | 8,869  | 1,985                               | -       | -                                    | -                         | -                             | -                    | 113            | 2,098    | 462                                     | 462                               | 2,877        | -                   | 2,877   | 4,995               | 5,972   |
| Utah           | None   |                   |  |                                     |         |                                      |                           |                               |                      |                |          |   |                                   |              |                     |         |                     |   |
| Vermont        | Special State Bridge Issues                          | A                 | 286  | 1,285                               | -       | -                                    | -                         | -                             | -                    | 1,285          | 133      | -                                       | 133                               | 880          | -                   | 880     | 1,013               | 558   |
|                | State Issues for Local Roads                         | D                 | 27   | -                                   | -       | -                                    | -                         | -                             | -                    | -              | -        | -                                       | -                                 | -            | -                   | -       | 27                  | -   |
|                | Total  |                   | 313  | 1,285                               | -       | -                                    | -                         | -                             | -                    | 1,285          | 133      | -                                       | 133                               | 880          | -                   | 880     | 1,040               | 558   |
| Virginia       | Richmond-Petersburg Turnpike Authority Revenue Bonds | B                 | 4,761  | -                                   | -       | -                                    | -                         | -                             | -                    | -              | 2,380    | -                                       | 2,380                             | -            | -                   | -       | 2,380               | 2,381   |
|                | Toll Bridge and Ferry Revenue Bonds                  | B                 | 5,944  | -                                   | 6,144   | -                                    | -                         | 95                            | -                    | 80             | 6,319    | 4,409                                   | 1                                 | 4,410        | 1,600               | 39      | 1,639               | 6,214   |
|                | Total  |                   | 10,705   | -                                   | 6,144   | -                                    | -                         | 95                            | -                    | 80             | 6,319    | 4,409                                   | 1                                 | 6,790        | 1,600               | 39      | 1,639               | 8,429   |
| Washington     | State Highway Bonds                                  | A                 | 2,785  | 5,331                               | -       | -                                    | 78                        | 32                            | -                    | 5,461          | 1,695    | -                                       | 1,695                             | 2,362        | -                   | 2,362   | 4,057               | 4,189   |
|                | Toll Bridge Authority Bonds                          | B                 | 3,584  | -                                   | 2,159   | 1,115                                | -                         | 122                           | -                    | 3,396          | 1,515    | -                                       | 1,515                             | 2,590        | 55                  | 2,605   | 4,120               | 2,860   |
|                | State Issues for Local Roads                         | D                 | -  | 453                                 | -       | -                                    | -                         | 5                             | -                    | 458            | 126      | -                                       | 126                               | 332          | -                   | 332     | 458                 | -   |
|                | Total  |                   | 6,369  | 5,784                               | 2,159   | 1,115                                | -                         | 174                           | -                    | 9,315          | 3,336    | -                                       | 3,336                             | 5,244        | 55                  | 5,299   | 8,635               | 7,049   |
| West Virginia  | State Highway Bonds                                  | A                 | 2,653  | 7,403                               | -       | -                                    | -                         | 101                           | -                    | 7,504          | 1,241    | 2                                       | 1,243                             | 6,853        | -                   | 6,853   | 8,096               | 2,061   |
|                | State Toll Road and Bridge Bonds                     | B                 | 2,566  | -                                   | 2,879   | -                                    | -                         | 78                            | -                    | 3,133          | 5,186    | 51                                      | 5,239                             | -            | -                   | -       | 5,239               | 460   |
|                | Total  |                   | 5,219  | 7,403                               | 2,879   | -                                    | -                         | 179                           | -                    | 10,637         | 6,429    | 53                                      | 6,482                             | 6,853        | -                   | 6,853   | 13,335              | 2,521   |
| Wisconsin      | Reimbursement Obligations Assumed                    | C                 | -  | 481                                 | -       | -                                    | -                         | -                             | -                    | 481            | -        | -                                       | -                                 | 481          | -                   | 481     | 481                 | -   |
| Wyoming        | None   |                   |  |                                     |         |                                      |                           |                               |                      |                |          |   |                                   |              |                     |         |                     |   |
| Summary        | State Highway and Bridge Bonds                       | A                 | 209,600  | 202,784                             | -       | 32                                   | 1,702                     | 4,303                         | 2,976                | 211,797        | 50,320   | 382                                     | 50,702                            | 144,075      | -75                 | 144,000 | 194,702             | 226,695   |
|                | Toll Road and Bridge Bonds                           | B                 | 370,263  | 3,262                               | 166,784 | 4,146                                | 47,684                    | 4,678                         | 236                  | 227,390        | 175,551  | 855                                     | 176,406                           | 130,313      | -6,912              | 123,401 | 299,807             | 297,846   |
|                | Reimbursement Obligations Assumed                    | C                 | 8,081  | 4,134                               | -       | -                                    | -                         | 46                            | 113                  | 4,293          | 1,287    | 2                                       | 1,289                             | 4,160        | -                   | 4,160   | 5,449               | 6,925   |
|                | Total for State Roads and Bridges                    |                   | 587,944  | 210,780                             | 166,784 | 4,178                                | 49,386                    | 9,027                         | 3,325                | 443,480        | 227,158  | 1,239                                   | 228,397                           | 278,548      | -6,987              | 271,561 | 499,958             | 531,466   |
|                | State Issues for Local Roads                         | D                 | 2,703  | 8,119                               | -       | -                                    | 214                       | 8                             | -                    | 8,341          | 2,179    | 10                                      | 2,189                             | 2,362        | -                   | 2,362   | 4,551               | 6,493   |
|                | GRAND TOTAL  |                   | 590,647  | 218,899                             | 166,784 | 4,178                                | 49,600                    | 9,035                         | 3,325                | 451,821        | 229,337  | 1,249                                   | 230,586                           | 280,910      | -6,987              | 273,923 | 504,509             | 537,959   |

1/ See Table SB-1 for general note on SB series.  
 2/ For purposes of this analysis, bond issues have been classified in accordance with the types of issues summarized on sheet 3.  
 3/ Differences between redemptions reported in this column and on Table SB-2 are caused by January 1 maturities paid in December. Table SB-2 reports such redemptions in the year due, while SB-3 reports them in the year paid.  
 4/ Income from concessions and rentals in Kentucky, Louisiana, Maine and New York.

TABLE 98-5, 1957  
SHEET 7 OF 6  
ISSUED DECEMBER 1958

STATE OBLIGATIONS FOR HIGHWAYS-1957  
FUTURE DEBT SERVICE REQUIREMENTS

Compiled for calendar year  
from reports of State authorities

| STATE, OBLIGATION AND CLASSIFICATION 2/   | SERIAL OR TERM 3/ | 1958                          |                              |                           | 1959                          |                              |                           | 1960                          |                              |                           | 1961                          |                              |                           | 1962                          |                              |                           |
|---|-------------------|-------------------------------|------------------------------|---------------------------|-------------------------------|------------------------------|---------------------------|-------------------------------|------------------------------|---------------------------|-------------------------------|------------------------------|---------------------------|-------------------------------|------------------------------|---------------------------|
|   |                   | PRINCIPAL<br>1,000<br>Dollars | INTEREST<br>1,000<br>Dollars | TOTAL<br>1,000<br>Dollars | PRINCIPAL<br>1,000<br>Dollars | INTEREST<br>1,000<br>Dollars | TOTAL<br>1,000<br>Dollars | PRINCIPAL<br>1,000<br>Dollars | INTEREST<br>1,000<br>Dollars | TOTAL<br>1,000<br>Dollars | PRINCIPAL<br>1,000<br>Dollars | INTEREST<br>1,000<br>Dollars | TOTAL<br>1,000<br>Dollars | PRINCIPAL<br>1,000<br>Dollars | INTEREST<br>1,000<br>Dollars | TOTAL<br>1,000<br>Dollars |
| ALABAMA<br>State Highway Bonds<br>Highway Authority Revenue Bonds<br>Reimbursement Obligations Assumed<br>Total                                       | A                 | 2,200                         | 606                          | 2,806                     | 2,399                         | 521                          | 2,920                     | 2,400                         | 445                          | 2,845                     | 2,300                         | 387                          | 2,687                     | 2,500                         | 332                          | 2,832                     |
|   | A                 | 700                           | 1,698                        | 2,398                     | 1,644                         | 1,644                        | 3,288                     | 2,300                         | 1,534                        | 3,834                     | 2,400                         | 1,400                        | 3,800                     | 2,400                         | 1,200                        | 3,600                     |
|   | C                 | 549                           | 88                           | 637                       | 524                           | 73                           | 607                       | 410                           | 58                           | 468                       | 331                           | 46                           | 377                       | 332                           | 36                           | 368                       |
|   |                   | 3,449                         | 2,393                        | 5,842                     | 4,583                         | 2,338                        | 6,921                     | 5,110                         | 2,057                        | 7,167                     | 5,031                         | 1,833                        | 6,864                     | 5,252                         | 1,684                        | 6,936                     |
| ARKANSAS<br>State Highway Bonds<br>State Issues for Reimbursement<br>Total  | A                 | 3,483                         | 1,824                        | 5,307                     | 4,368                         | 1,799                        | 6,167                     | 4,662                         | 1,671                        | 6,333                     | 4,739                         | 1,489                        | 6,228                     | 4,125                         | 1,395                        | 5,520                     |
|   | A                 | 1,482                         | 857                          | 2,339                     | 1,537                         | 2,687                        | 4,226                     | 1,887                         | 2,743                        | 4,029                     | 1,638                         | 705                          | 2,343                     | 1,652                         | 731                          | 2,373                     |
| CALIFORNIA<br>State Highway Bonds<br>Toll Bridge Bonds<br>Total   | A                 | 1,775                         | 511                          | 2,286                     | 1,775                         | 435                          | 2,210                     | 1,775                         | 360                          | 2,135                     | 1,775                         | 280                          | 2,055                     | 1,375                         | 199                          | 1,574                     |
|   | B                 | 172                           | 133                          | 305                       | 152                           | 55                           | 207                       | 211                           | 127                          | 338                       | 231                           | 123                          | 354                       | 232                           | 118                          | 350                       |
| COLORADO<br>Revenue Anticipation Warrants<br>Highway Authority Revenue Bonds<br>Turnpike Revenue Bonds<br>Total                                       | A                 | 1,200                         | 626                          | 1,826                     | 1,800                         | 646                          | 2,446                     | 1,800                         | 595                          | 2,395                     | 1,800                         | 585                          | 2,385                     | 1,700                         | 467                          | 2,167                     |
|   | A                 | 116                           | 51                           | 167                       | 120                           | 47                           | 167                       | 149                           | 42                           | 191                       | 154                           | 38                           | 192                       | 159                           | 33                           | 192                       |
|   | B                 | 135                           | 165                          | 300                       | 145                           | 161                          | 306                       | 155                           | 157                          | 312                       | 135                           | 153                          | 288                       | 145                           | 145                          | 294                       |
|   |                   | 1,451                         | 842                          | 2,293                     | 2,066                         | 854                          | 2,920                     | 2,104                         | 784                          | 2,888                     | 2,089                         | 742                          | 2,831                     | 2,004                         | 609                          | 2,613                     |
| CONNECTICUT<br>Expressway Revenue Bonds<br>Toll Bridge Bonds<br>Total   | B                 | 555                           | 9,622                        | 10,177                    | 555                           | 10,285                       | 10,840                    | 1,627                         | 10,285                       | 10,285                    | 250                           | 10,284                       | 650                       | 10,272                        | 10,272                       |                           |
|   | B                 | 555                           | 11,242                       | 11,797                    | 555                           | 11,797                       | 12,352                    | 1,627                         | 11,797                       | 11,797                    | 1,877                         | 11,824                       | 3,159                     | 11,824                        | 11,824                       |                           |
| DELAWARE<br>State Highway Bonds<br>Bridge Bonds<br>Reimbursement Obligations Assumed<br>Total   | A                 | 3,211                         | 1,231                        | 4,442                     | 3,211                         | 1,162                        | 4,373                     | 3,211                         | 1,092                        | 4,303                     | 3,211                         | 1,022                        | 4,233                     | 3,211                         | 953                          | 4,164                     |
|   | B                 | 1,188                         | 979                          | 2,167                     | 1,188                         | 979                          | 2,167                     | 1,188                         | 979                          | 2,167                     | 1,188                         | 979                          | 2,167                     | 1,188                         | 979                          | 2,167                     |
|   | C                 | 125                           | 25                           | 150                       | 106                           | 21                           | 127                       | 106                           | 18                           | 124                       | 105                           | 18                           | 123                       | 105                           | 15                           | 120                       |
|   |                   | 4,524                         | 2,235                        | 6,759                     | 4,524                         | 2,186                        | 6,710                     | 4,524                         | 2,092                        | 6,616                     | 4,524                         | 2,019                        | 6,543                     | 4,524                         | 1,987                        | 6,511                     |
| FLORIDA<br>Development Commission Revenue Bonds<br>Toll Road and Bridge Bonds<br>Turnpike Revenue Bonds<br>Reimbursement Obligations Assumed<br>Total | A                 | 899                           | 606                          | 1,505                     | 1,030                         | 682                          | 1,682                     | 1,195                         | 617                          | 1,812                     | 1,395                         | 577                          | 1,972                     | 1,505                         | 589                          | 2,034                     |
|   | B                 | 1,080                         | 4,226                        | 5,306                     | 1,160                         | 4,209                        | 5,369                     | 1,230                         | 4,187                        | 5,417                     | 1,400                         | 4,162                        | 5,562                     | 1,490                         | 4,152                        | 5,642                     |
|   | C                 | 1,885                         | 2,333                        | 4,218                     | 1,885                         | 2,333                        | 4,218                     | 1,885                         | 2,333                        | 4,218                     | 1,885                         | 2,333                        | 4,218                     | 1,885                         | 2,333                        | 4,218                     |
|   |                   | 341                           | 748                          | 1,089                     | 319                           | 735                          | 1,054                     | 375                           | 710                          | 1,085                     | 406                           | 710                          | 1,116                     | 433                           | 682                          | 1,125                     |
| GEORGIA<br>Bridge Bonds<br>Toll Bridge Bonds<br>Rural Bonds Authority Bonds<br>Total  | A                 | 1,560                         | 577                          | 2,137                     | 1,643                         | 534                          | 2,177                     | 1,651                         | 487                          | 2,138                     | 1,715                         | 450                          | 2,165                     | 1,704                         | 411                          | 2,175                     |
|   | B                 | 225                           | 195                          | 420                       | 345                           | 195                          | 540                       | 375                           | 202                          | 577                       | 370                           | 195                          | 565                       | 41                            | 195                          | 236                       |
|   | D                 | 4,085                         | 3,033                        | 7,118                     | 4,085                         | 2,901                        | 6,986                     | 4,085                         | 2,714                        | 6,800                     | 4,085                         | 2,531                        | 6,616                     | 4,085                         | 2,353                        | 6,469                     |
|   |                   | 5,870                         | 3,805                        | 9,675                     | 5,870                         | 3,536                        | 9,406                     | 5,870                         | 3,226                        | 9,096                     | 5,870                         | 2,926                        | 8,796                     | 5,870                         | 2,599                        | 8,475                     |
| ILLINOIS<br>State Highway Bonds<br>Turnpike Revenue Bonds<br>Total  | A                 | 7,500                         | 430                          | 7,930                     | 7,000                         | 140                          | 7,140                     | -                             | -                            | 7,140                     | 1,561                         | 14,148                       | 2,868                     | 2,868                         | 14,089                       |                           |
|   | B                 | 7,500                         | 14,148                       | 21,648                    | 7,000                         | 14,288                       | 21,288                    | -                             | -                            | 21,288                    | 1,561                         | 14,148                       | 15,709                    | 2,868                         | 14,089                       | 16,577                    |
| INDIANA<br>Turnpike Revenue Bonds   | B                 | 650                           | 9,800                        | 10,450                    | 1,400                         | 9,777                        | 11,177                    | 2,350                         | 9,728                        | 12,078                    | 3,300                         | 9,646                        | 12,946                    | 4,200                         | 9,531                        | 13,731                    |
|   | B                 | 900                           | 6,142                        | 7,042                     | 1,500                         | 6,112                        | 7,612                     | 1,911                         | 6,061                        | 7,972                     | 2,117                         | 5,993                        | 8,110                     | 2,328                         | 5,918                        | 8,246                     |
| IOWA<br>Toll Bridge Bonds<br>Turnpike Revenue Bonds<br>Total  | B                 | 95                            | 306                          | 401                       | 95                            | 307                          | 402                       | 175                           | 299                          | 474                       | 190                           | 296                          | 486                       | 205                           | 293                          | 498                       |
|   | B                 | 1,095                         | 1,615                        | 2,710                     | 1,000                         | 1,275                        | 2,275                     | 1,000                         | 1,546                        | 2,546                     | 1,000                         | 1,207                        | 2,207                     | 1,000                         | 1,173                        | 2,173                     |
| LOUISIANA<br>State Highway Bonds<br>Toll Bridge Bonds<br>Total  | A                 | 7,639                         | 2,418                        | 10,057                    | 8,024                         | 2,037                        | 10,061                    | 8,973                         | 1,847                        | 10,820                    | 7,821                         | 1,695                        | 9,516                     | 7,055                         | 1,416                        | 8,471                     |
|   | B                 | 7,639                         | 4,758                        | 12,397                    | 8,024                         | 4,377                        | 12,401                    | 8,973                         | 4,187                        | 13,160                    | 7,821                         | 4,035                        | 11,856                    | 8,113                         | 3,756                        | 11,869                    |
| MAINE<br>State Highway and Bridge Bonds<br>Toll Bridge Bonds<br>Turnpike Revenue Bonds<br>Total   | A                 | 2,600                         | 512                          | 3,112                     | 2,500                         | 490                          | 2,990                     | 2,500                         | 435                          | 2,935                     | 2,500                         | 376                          | 2,876                     | 2,500                         | 388                          | 2,888                     |
|   | B                 | 145                           | 106                          | 251                       | 242                           | 100                          | 342                       | 247                           | 54                           | 301                       | 153                           | 88                           | 241                       | 154                           | 86                           | 240                       |
|   | B                 | -                             | 3,144                        | 3,144                     | 1,956                         | 3,117                        | 5,073                     | 2,407                         | 3,042                        | 8,115                     | 2,407                         | 3,582                        | 5,445                     | 2,411                         | 3,582                        | 5,953                     |
|   |                   | 2,745                         | 3,762                        | 6,507                     | 4,703                         | 3,664                        | 8,367                     | 4,903                         | 3,642                        | 8,309                     | 5,060                         | 3,582                        | 8,642                     | 5,145                         | 3,582                        | 8,727                     |
| MARYLAND<br>State Highway Bonds<br>Toll Bridge Bonds<br>County Highway Construction Bonds<br>Total  | A                 | 8,500                         | 4,025                        | 12,525                    | 8,501                         | 3,823                        | 12,324                    | 8,501                         | 3,618                        | 12,119                    | 8,501                         | 3,488                        | 11,989                    | 8,501                         | 3,253                        | 11,754                    |
|   | B                 | 3,600                         | 4,871                        | 8,471                     | 3,600                         | 4,871                        | 8,471                     | 3,600                         | 4,871                        | 8,471                     | 3,600                         | 4,871                        | 8,471                     | 3,600                         | 4,871                        | 8,471                     |
|   | D                 | 280                           | 182                          | 462                       | 300                           | 172                          | 472                       | 409                           | 161                          | 566                       | 410                           | 149                          | 559                       | 415                           | 149                          | 564                       |
|   |                   | 12,380                        | 9,078                        | 21,458                    | 12,401                        | 8,826                        | 21,227                    | 12,401                        | 8,656                        | 21,057                    | 12,401                        | 8,433                        | 20,834                    | 12,401                        | 8,193                        | 20,597                    |

**STATE OBLIGATIONS FOR HIGHWAYS-1957  
FUTURE DEBT SERVICE REQUIREMENTS**

TABLE SB-5, 1957  
SHEET 2 OF 6  
ISSUED DECEMBER 1958

Compiled for calendar year  
from reports of State authorities

| STATE, OBLIGATION AND CLASSIFICATION 2/    | SERIAL OR TERM 3/ | 1958      |          |        | 1959      |          |        | 1960      |          |        | 1961      |          |        | 1962      |          |        |
|--|-------------------|-----------|----------|--------|-----------|----------|--------|-----------|----------|--------|-----------|----------|--------|-----------|----------|--------|
|  |                   | PRINCIPAL | INTEREST | TOTAL  | PRINCIPAL | INTEREST | TOTAL  | PRINCIPAL | INTEREST | TOTAL  | PRINCIPAL | INTEREST | TOTAL  | PRINCIPAL | INTEREST | TOTAL  |
| <b>MASSACHUSETTS</b>                       |                   |           |          |        |           |          |        |           |          |        |           |          |        |           |          |        |
| State Highway Bonds                        | A S               | 21,031    | 8,481    | 29,512 | 21,031    | 8,054    | 29,085 | 21,031    | 7,629    | 28,660 | 22,930    | 7,202    | 30,132 | 19,131    | 6,732    | 25,863 |
| Mystic River Bridge Authority Bonds        | B T               | 1,023     | 677      | 1,700  | 1,023     | 677      | 1,700  | 1,023     | 677      | 1,700  | 1,023     | 677      | 1,700  | 1,023     | 677      | 1,700  |
| Turmpike Revenue Bonds                     | B T               | 3,595     | 7,887    | 11,482 | 3,711     | 7,768    | 11,479 | 3,830     | 7,646    | 11,476 | 3,954     | 7,520    | 11,474 | 4,081     | 7,389    | 11,470 |
| State Issues for Local Road                | D S               | 1,644     | 697      | 2,341  | 1,644     | 663      | 2,307  | 1,644     | 625      | 2,269  | 1,745     | 591      | 2,336  | 1,544     | 552      | 2,096  |
| Total                                      |                   | 27,293    | 17,742   | 45,035 | 27,409    | 17,162   | 44,571 | 27,528    | 16,577   | 44,105 | 29,652    | 15,990   | 45,642 | 25,779    | 15,350   | 41,129 |
| <b>MICHIGAN</b>                            |                   |           |          |        |           |          |        |           |          |        |           |          |        |           |          |        |
| State Highway Bonds                        | A S               | 7,025     | 5,575    | 12,600 | 7,770     | 5,361    | 13,131 | 9,200     | 5,125    | 14,325 | 9,450     | 4,849    | 14,299 | 9,760     | 4,573    | 14,333 |
| Bridge Bonds                               | B T               | 33        | 8        | 41     | 33        | 8        | 41     | 33        | 8        | 41     | 33        | 8        | 41     | 33        | 8        | 41     |
| Mackinac Bridge Authority Revenue Bonds    | B T               | -         | 4,242    | 4,242  | -         | 4,242    | 4,242  | -         | 4,242    | 4,242  | -         | 4,242    | 4,242  | -         | 4,242    | 4,242  |
| Total                                      |                   | 7,058     | 9,825    | 16,883 | 7,803     | 9,611    | 17,414 | 9,233     | 9,375    | 18,608 | 9,483     | 9,099    | 18,582 | 9,793     | 8,823    | 18,616 |
| <b>MINNESOTA</b>                           |                   |           |          |        |           |          |        |           |          |        |           |          |        |           |          |        |
| State Highway Bonds                        | A S               | -         | 578      | 578    | 800       | 564      | 1,364  | 1,500     | 542      | 2,042  | 1,500     | 504      | 2,004  | 1,500     | 466      | 1,966  |
| <b>MISSISSIPPI</b>                         |                   |           |          |        |           |          |        |           |          |        |           |          |        |           |          |        |
| State Highway Bonds                        | A S               | 2,995     | 1,663    | 4,658  | 3,070     | 1,587    | 4,657  | 3,152     | 1,505    | 4,657  | 3,229     | 1,428    | 4,657  | 3,294     | 1,362    | 4,656  |
| Bridge Bonds                               | B S-T             | 160       | 552      | 712    | 215       | 547      | 762    | 265       | 538      | 803    | 315       | 529      | 844    | 370       | 512      | 882    |
| Total                                      |                   | 3,155     | 2,215    | 5,370  | 3,285     | 2,134    | 5,419  | 3,417     | 2,043    | 5,460  | 3,544     | 1,957    | 5,501  | 3,664     | 1,874    | 5,538  |
| <b>MISSOURI 4/</b>                         |                   |           |          |        |           |          |        |           |          |        |           |          |        |           |          |        |
| Bridge Bonds                               | B S-T             | 1,040     | 544      | 1,584  | 1,090     | 522      | 1,612  | 1,140     | 498      | 1,638  | 1,140     | 479      | 1,619  | 1,140     | 459      | 1,599  |
| Toll Ferry Bonds                           | B S               | 25        | 1        | 26     | 25        | 3        | 28     | 25        | 4        | 29     | 25        | 5        | 30     | 25        | 6        | 31     |
| Total                                      |                   | 1,065     | 545      | 1,610  | 1,115     | 525      | 1,640  | 1,165     | 502      | 1,667  | 1,165     | 484      | 1,649  | 1,165     | 465      | 1,630  |
| <b>MONTANA</b>                             |                   |           |          |        |           |          |        |           |          |        |           |          |        |           |          |        |
| State Highway Bonds                        | A S               | 3,000     | 57       | 3,057  | -         | -        | -      | -         | -        | -      | -         | -        | -      | -         | -        | -      |
| <b>NEW HAMPSHIRE</b>                       |                   |           |          |        |           |          |        |           |          |        |           |          |        |           |          |        |
| State Highway Bonds                        | A S               | 1,230     | 119      | 1,349  | 1,250     | 100      | 1,350  | 1,250     | 80       | 1,330  | 1,250     | 62       | 1,312  | 1,250     | 42       | 1,292  |
| Turmpike Revenue Bonds                     | B S               | 220       | 92       | 312    | 230       | 89       | 319    | 240       | 85       | 325    | 250       | 81       | 331    | 260       | 77       | 337    |
| Toll Bridge Bonds                          | B S               | 50        | 9        | 59     | 45        | 8        | 53     | 45        | 7        | 52     | 45        | 6        | 51     | 45        | 5        | 50     |
| Interstate Bridge Authority Bonds          | B S-T             | 320       | 32       | 352    | 155       | 25       | 180    | 160       | 22       | 182    | 165       | 18       | 183    | 170       | 15       | 185    |
| Eastern and Central Turmpike Revenue Bonds | B S               | 490       | 216      | 696    | 630       | 376      | 1,006  | 630       | 353      | 983    | 630       | 351      | 981    | 630       | 337      | 967    |
| Total                                      |                   | 2,300     | 488      | 2,788  | 2,310     | 598      | 2,908  | 2,325     | 597      | 2,922  | 2,340     | 518      | 2,858  | 2,355     | 476      | 2,831  |
| <b>NEW JERSEY</b>                          |                   |           |          |        |           |          |        |           |          |        |           |          |        |           |          |        |
| State Highway Bonds                        | A S-T             | 870       | 496      | 1,366  | 890       | 467      | 1,357  | 930       | 435      | 1,365  | 970       | 401      | 1,371  | 1,000     | 366      | 1,366  |
| Special Issue, State Highway Share         | A S               | 675       | 267      | 942    | 702       | 241      | 943    | 729       | 215      | 944    | 765       | 188      | 953    | 792       | 159      | 951    |
| Joint Toll Bridge Commission Bonds         | B T               | 864       | 543      | 1,407  | 864       | 523      | 1,387  | 864       | 503      | 1,367  | 864       | 483      | 1,347  | 864       | 463      | 1,327  |
| Turmpike Revenue Bonds                     | B T               | 15,310    | 14,552   | 29,862 | 15,310    | 14,056   | 29,366 | 15,310    | 13,559   | 28,869 | 15,310    | 13,065   | 28,375 | 15,310    | 12,567   | 27,877 |
| Highway Authority Bonds (Garden State)     | B S-T             | -         | 10,548   | 10,548 | -         | 10,548   | 10,548 | 1,825     | 10,548   | 12,373 | 2,360     | 10,479   | 12,839 | 2,945     | 10,393   | 13,386 |
| State Issues for Local Roads               | D S               | 340       | 228      | 568    | 343       | 219      | 562    | 351       | 209      | 560    | 360       | 200      | 560    | 373       | 190      | 563    |
| Total                                      |                   | 18,059    | 26,636   | 44,695 | 18,109    | 26,054   | 44,163 | 20,009    | 25,469   | 45,478 | 20,629    | 24,816   | 45,445 | 21,284    | 24,138   | 45,422 |
| <b>NEW MEXICO</b>                          |                   |           |          |        |           |          |        |           |          |        |           |          |        |           |          |        |
| State Highway Bonds                        | A S               | 2,495     | 304      | 2,799  | 2,500     | 258      | 2,758  | 2,600     | 207      | 2,807  | 2,500     | 144      | 2,644  | 2,500     | 94       | 2,594  |
| <b>NEW YORK</b>                            |                   |           |          |        |           |          |        |           |          |        |           |          |        |           |          |        |
| State Highway Bonds                        | A S-T             | 2,000     | 280      | 2,280  | 2,000     | 260      | 2,260  | 2,000     | 240      | 2,240  | 2,000     | 220      | 2,220  | 2,000     | 200      | 2,200  |
| Grade Crossing and Bridge Bonds            | A S               | 12,111    | 3,438    | 15,549 | 12,111    | 3,205    | 15,316 | 12,111    | 2,971    | 15,082 | 12,111    | 2,738    | 14,849 | 7,611     | 2,504    | 10,115 |
| Special Issues, State Highway Share        | A S               | 1,004     | 63       | 1,067  | 627       | 35       | 662    | 553       | 22       | 575    | 280       | 13       | 293    | 279       | 6        | 285    |
| Toll Authority Bonds                       | B S-T             | 1,049     | 1,879    | 2,928  | 1,174     | 1,843    | 3,017  | 1,349     | 1,800    | 3,149  | 1,424     | 1,763    | 3,187  | 1,551     | 1,755    | 3,306  |
| Port Authority Bonds - Highway Share 2/    | B S-T             | 5,038     | 1,948    | 6,986  | 5,188     | 1,869    | 7,057  | 4,917     | 1,783    | 6,700  | 4,920     | 1,701    | 6,621  | 4,564     | 1,620    | 6,184  |
| Thruway Revenue Bonds                      | B S               | 1,000     | 20,703   | 21,703 | 1,500     | 20,653   | 22,153 | 2,000     | 20,583   | 22,583 | 3,000     | 20,483   | 23,483 | 3,500     | 20,353   | 23,853 |
| Total                                      |                   | 22,202    | 28,311   | 50,513 | 22,600    | 27,865   | 50,465 | 22,930    | 27,399   | 50,329 | 23,735    | 26,916   | 50,653 | 19,505    | 26,438   | 45,943 |
| <b>NORTH CAROLINA</b>                      |                   |           |          |        |           |          |        |           |          |        |           |          |        |           |          |        |
| State Highway Bonds                        | A S               | 12,000    | 2,875    | 14,875 | 12,200    | 2,649    | 14,849 | 12,350    | 2,421    | 14,771 | 17,000    | 2,190    | 19,190 | 12,200    | 1,733    | 13,933 |
| <b>OHIO</b>                                |                   |           |          |        |           |          |        |           |          |        |           |          |        |           |          |        |
| State Highway Bonds                        | A S               | 19,180    | 7,626    | 26,806 | 19,190    | 7,130    | 26,320 | 19,190    | 6,357    | 25,547 | 19,180    | 5,686    | 24,866 | 19,180    | 5,137    | 24,317 |
| Turmpike Revenue Bonds                     | B T               | 1,900     | 10,595   | 12,495 | 2,100     | 10,533   | 12,633 | 3,000     | 10,465   | 13,465 | 3,800     | 10,367   | 14,167 | 4,600     | 10,244   | 14,844 |
| Bridge Bonds                               | B S               | -         | 162      | 162    | 65        | 162      | 227    | 80        | 159      | 239    | 85        | 240      | 100    | 151       | 251      |        |
| Total                                      |                   | 21,080    | 18,383   | 39,463 | 21,355    | 17,825   | 39,180 | 22,270    | 16,981   | 39,251 | 23,065    | 16,208   | 39,273 | 23,880    | 15,532   | 39,412 |
| <b>OKLAHOMA</b>                            |                   |           |          |        |           |          |        |           |          |        |           |          |        |           |          |        |
| Turmpike Revenue Bonds                     | B S-T             | 390       | 3,815    | 4,205  | 430       | 3,808    | 4,238  | 480       | 3,799    | 4,279  | 510       | 3,788    | 4,298  | 850       | 3,776    | 4,626  |
| <b>OREGON</b>                              |                   |           |          |        |           |          |        |           |          |        |           |          |        |           |          |        |
| State Highway Bonds                        | A S               | 4,150     | 1,594    | 5,744  | 4,150     | 1,522    | 5,672  | 5,075     | 1,449    | 6,524  | 6,000     | 1,349    | 7,349  | 6,000     | 1,231    | 7,231  |
| <b>PENNSYLVANIA</b>                        |                   |           |          |        |           |          |        |           |          |        |           |          |        |           |          |        |
| State Highway Bonds                        | A S               | 6,209     | 1,074    | 7,283  | 6,264     | 985      | 7,249  | 6,346     | 894      | 7,240  | 6,433     | 801      | 7,234  | 4,784     | 702      | 5,486  |
| Toll Bridge Bonds                          | B S               | 750       | 31       | 781    | 750       | 23       | 773    | 750       | 15       | 765    | 600       | 7        | 607    | -         | -        | -      |
| Delaware River Port Authority Bonds        | B S-T             | 2,563     | 3,362    | 5,945  | 1,335     | 3,331    | 4,666  | 1,570     | 3,295    | 4,865  | 1,820     | 3,253    | 5,073  | 2,020     | 3,205    | 5,225  |
| Turmpike Revenue Bonds                     | B S-T             | 14,966    | 13,753   | 28,719 | 14,966    | 13,290   | 28,256 | 14,966    | 12,830   | 27,796 | 14,966    | 12,368   | 27,334 | 14,966    | 11,905   | 26,871 |
| Total                                      |                   | 24,488    | 18,240   | 42,728 | 23,315    | 17,629   | 40,944 | 23,632    | 17,034   | 40,666 | 23,819    | 16,429   | 40,248 | 21,770    | 15,812   | 37,582 |

STATE OBLIGATIONS FOR HIGHWAYS-1957  
FUTURE DEBT SERVICE REQUIREMENTS

TABLE SB-5, 1957  
SERIES 3 OF 6  
ISSUED DECEMBER 1958

Compiled for calendar year  
from reports of State authorities

| STATE, OBLIGATION AND CLASSIFICATION 2/    | SERIAL OR ITEM 3/ | 1958                          |                              |                           | 1959                          |                              |                           | 1960                          |                              |                           | 1961                          |                              |                           | 1962                          |                              |                           |
|--|-------------------|-------------------------------|------------------------------|---------------------------|-------------------------------|------------------------------|---------------------------|-------------------------------|------------------------------|---------------------------|-------------------------------|------------------------------|---------------------------|-------------------------------|------------------------------|---------------------------|
|  |                   | PRINCIPAL<br>1,000<br>Dollars | INTEREST<br>1,000<br>Dollars | TOTAL<br>1,000<br>Dollars | PRINCIPAL<br>1,000<br>Dollars | INTEREST<br>1,000<br>Dollars | TOTAL<br>1,000<br>Dollars | PRINCIPAL<br>1,000<br>Dollars | INTEREST<br>1,000<br>Dollars | TOTAL<br>1,000<br>Dollars | PRINCIPAL<br>1,000<br>Dollars | INTEREST<br>1,000<br>Dollars | TOTAL<br>1,000<br>Dollars | PRINCIPAL<br>1,000<br>Dollars | INTEREST<br>1,000<br>Dollars | TOTAL<br>1,000<br>Dollars |
| <b>RHODE ISLAND</b>                        |                   |                               |                              |                           |                               |                              |                           |                               |                              |                           |                               |                              |                           |                               |                              |                           |
| State Highway Bonds                        | A                 | 950                           | 519                          | 1,469                     | 1,446                         | 472                          | 1,918                     | 950                           | 472                          | 1,422                     | 950                           | 449                          | 1,399                     | 950                           | 436                          | 1,386                     |
| Special Bridge Bonds                       | B                 | 228                           | 185                          | 413                       | 413                           | 185                          | 598                       | 228                           | 185                          | 413                       | 228                           | 185                          | 413                       | 228                           | 185                          | 413                       |
| James W. Bridge Commission Bonds           | C                 | 60                            | 19                           | 79                        | 88                            | 18                           | 106                       | 60                            | 18                           | 78                        | 60                            | 17                           | 77                        | 60                            | 17                           | 77                        |
| Mount Hope Bridge Revenue Bonds            | D                 | 24                            | 24                           | 48                        | 24                            | 24                           | 48                        | 24                            | 24                           | 48                        | 24                            | 24                           | 48                        | 24                            | 24                           | 48                        |
| Total                                      |                   | 1,462                         | 793                          | 2,255                     | 2,255                         | 793                          | 3,048                     | 1,472                         | 793                          | 2,265                     | 1,472                         | 700                          | 2,172                     | 1,472                         | 670                          | 2,142                     |
| <b>SOUTH CAROLINA</b>                      |                   |                               |                              |                           |                               |                              |                           |                               |                              |                           |                               |                              |                           |                               |                              |                           |
| State Highway Bonds                        | A                 | 7,450                         | 529                          | 7,979                     | 7,247                         | 397                          | 7,644                     | 4,050                         | 301                          | 4,351                     | 1,900                         | 235                          | 2,135                     | 1,900                         | 199                          | 2,099                     |
| Bliton Road Toll Bridge Bonds              | B                 | 20                            | 71                           | 91                        | 131                           | 70                           | 201                       | 20                            | 61                           | 81                        | 65                            | 63                           | 120                       | 65                            | 63                           | 128                       |
| Reimbursement Obligations Assumed          | C                 | 127                           | 601                          | 728                       | 7,608                         | 488                          | 8,096                     | 218                           | 368                          | 586                       | 217                           | 300                          | 517                       | 217                           | 282                          | 734                       |
| Total                                      |                   | 7,597                         | 1,101                        | 8,698                     | 15,483                        | 885                          | 16,368                    | 4,286                         | 770                          | 5,056                     | 2,183                         | 603                          | 2,786                     | 2,174                         | 534                          | 2,708                     |
| <b>TENNESSEE</b>                           |                   |                               |                              |                           |                               |                              |                           |                               |                              |                           |                               |                              |                           |                               |                              |                           |
| State Highway Bonds                        | A                 | 513                           | 290                          | 803                       | 803                           | 290                          | 1,093                     | 513                           | 290                          | 803                       | 513                           | 290                          | 803                       | 513                           | 290                          | 803                       |
| State Issues for Local Roads               | D                 | 513                           | 160                          | 673                       | 673                           | 160                          | 833                       | 513                           | 160                          | 673                       | 513                           | 160                          | 673                       | 513                           | 160                          | 673                       |
| Total                                      |                   | 1,026                         | 450                          | 1,476                     | 1,476                         | 450                          | 1,926                     | 1,026                         | 450                          | 1,476                     | 1,026                         | 450                          | 1,476                     | 1,026                         | 450                          | 1,476                     |
| <b>TEXAS</b>                               |                   |                               |                              |                           |                               |                              |                           |                               |                              |                           |                               |                              |                           |                               |                              |                           |
| Turmpike Revenue Bonds                     | B                 | 1,651                         | 1,656                        | 3,307                     | 3,152                         | 1,656                        | 4,808                     | 377                           | 1,656                        | 2,033                     | 600                           | 1,645                        | 2,145                     | 1,631                         | 2,281                        |                           |
| Reimbursement Obligations Assumed          | C                 | 328                           | 2,009                        | 2,337                     | 1,496                         | 1,727                        | 3,223                     | 1,103                         | 1,847                        | 2,950                     | 476                           | 1,504                        | 2,080                     | 462                           | 1,617                        |                           |
| Total                                      |                   | 1,979                         | 3,665                        | 5,644                     | 4,648                         | 3,383                        | 8,031                     | 1,480                         | 3,494                        | 5,900                     | 1,116                         | 3,149                        | 4,160                     | 1,766                         | 3,902                        |                           |
| <b>VERMONT</b>                             |                   |                               |                              |                           |                               |                              |                           |                               |                              |                           |                               |                              |                           |                               |                              |                           |
| State Highway Bonds                        | A                 | 1,517                         | 241                          | 1,758                     | 1,517                         | 213                          | 1,730                     | 1,517                         | 185                          | 1,702                     | 1,239                         | 157                          | 1,386                     | 1,239                         | 1,332                        |                           |
| <b>VIRGINIA</b>                            |                   |                               |                              |                           |                               |                              |                           |                               |                              |                           |                               |                              |                           |                               |                              |                           |
| Toll Bridge and Ferry Bonds                | B                 | 826                           | 3,700                        | 4,526                     | 3,700                         | 3,700                        | 7,400                     | 155                           | 3,700                        | 3,855                     | 860                           | 3,693                        | 989                       | 3,682                         | 4,671                        |                           |
| Elizabeth River Tunnel Bonds               | C                 | 826                           | 665                          | 1,491                     | 1,491                         | 665                          | 2,156                     | 826                           | 665                          | 1,491                     | 826                           | 665                          | 1,491                     | 826                           | 1,491                        |                           |
| Richmond-Petersburg Turnpike Revenue Bonds | D                 | 826                           | 2,380                        | 3,206                     | 2,380                         | 2,380                        | 4,760                     | 1,220                         | 2,380                        | 3,600                     | 1,220                         | 2,380                        | 1,220                     | 2,380                         | 3,600                        |                           |
| Total                                      |                   | 2,478                         | 6,745                        | 9,223                     | 7,571                         | 6,745                        | 14,316                    | 1,201                         | 6,745                        | 11,016                    | 1,906                         | 6,738                        | 2,029                     | 6,723                         | 8,692                        |                           |
| <b>WASHINGTON</b>                          |                   |                               |                              |                           |                               |                              |                           |                               |                              |                           |                               |                              |                           |                               |                              |                           |
| Special Issues - State Highway Share       | A                 | 2,828                         | 2,215                        | 5,043                     | 5,043                         | 2,114                        | 7,157                     | 3,004                         | 2,009                        | 5,013                     | 3,094                         | 1,903                        | 4,997                     | 3,194                         | 1,791                        | 4,985                     |
| Toll Bridge Bonds                          | B                 | 1,065                         | 1,457                        | 2,522                     | 2,570                         | 1,450                        | 4,020                     | 1,190                         | 1,443                        | 2,633                     | 2,096                         | 1,435                        | 3,531                     | 2,102                         | 1,411                        | 3,543                     |
| State Issues for Local Roads               | D                 | 4,250                         | 3,886                        | 8,136                     | 8,076                         | 3,708                        | 11,844                    | 4,350                         | 3,585                        | 7,935                     | 5,516                         | 3,460                        | 8,976                     | 3,710                         | 3,112                        | 12,088                    |
| Total                                      |                   | 8,143                         | 7,558                        | 15,701                    | 15,689                        | 7,272                        | 26,967                    | 12,544                        | 7,042                        | 19,586                    | 14,520                        | 6,800                        | 26,326                    | 12,614                        | 8,314                        | 34,640                    |
| <b>WEST VIRGINIA</b>                       |                   |                               |                              |                           |                               |                              |                           |                               |                              |                           |                               |                              |                           |                               |                              |                           |
| State Highway Bonds                        | A                 | 6,643                         | 1,148                        | 7,791                     | 6,644                         | 1,098                        | 7,742                     | 6,453                         | 986                          | 7,439                     | 6,245                         | 824                          | 7,069                     | 6,246                         | 727                          | 6,973                     |
| Toll Bridge Bonds                          | B                 | 267                           | 2,173                        | 2,440                     | 2,440                         | 2,173                        | 4,613                     | 267                           | 2,173                        | 2,440                     | 267                           | 2,173                        | 2,440                     | 267                           | 2,173                        | 2,440                     |
| Turmpike Revenue Bonds                     | C                 | 7,610                         | 6,383                        | 13,993                    | 13,993                        | 6,235                        | 20,228                    | 8,386                         | 6,067                        | 14,453                    | 8,386                         | 5,992                        | 14,449                    | 8,386                         | 5,706                        | 14,155                    |
| Total                                      |                   | 14,519                        | 9,704                        | 24,223                    | 23,677                        | 9,506                        | 33,183                    | 15,105                        | 9,256                        | 24,361                    | 15,105                        | 9,016                        | 24,358                    | 15,105                        | 9,016                        | 24,358                    |
| <b>WEST VIRGINIA</b>                       |                   |                               |                              |                           |                               |                              |                           |                               |                              |                           |                               |                              |                           |                               |                              |                           |
| Reimbursement Obligations Assumed          | C                 | 399                           | -                            | 399                       | 399                           | -                            | 399                       | 399                           | -                            | 399                       | 399                           | -                            | 399                       | 399                           | -                            | 399                       |
| <b>SUMMARY</b>                             |                   |                               |                              |                           |                               |                              |                           |                               |                              |                           |                               |                              |                           |                               |                              |                           |
| State Highway and Bridge Bonds             | A                 | 198,976                       | 55,632                       | 254,608                   | 214,668                       | 51,829                       | 266,497                   | 159,196                       | 47,690                       | 206,886                   | 158,673                       | 44,070                       | 202,743                   | 143,486                       | 40,260                       | 183,746                   |
| Toll Road and Bridge Bonds                 | B                 | 65,367                        | 172,868                      | 238,235                   | 238,235                       | 172,868                      | 411,103                   | 78,676                        | 170,265                      | 248,841                   | 86,687                        | 168,207                      | 254,894                   | 94,450                        | 165,929                      | 260,379                   |
| Reimbursement Obligations Assumed          | C                 | 3,198                         | 1,224                        | 4,422                     | 4,422                         | 1,224                        | 5,646                     | 3,198                         | 1,224                        | 4,422                     | 3,198                         | 1,224                        | 4,422                     | 3,198                         | 1,224                        | 4,422                     |
| Total for State Roads and Bridges          |                   | 227,539                       | 730,724                      | 958,265                   | 958,265                       | 730,724                      | 1,726,446                 | 240,970                       | 648,179                      | 1,215,713                 | 248,556                       | 612,500                      | 1,020,059                 | 256,114                       | 612,500                      | 1,020,059                 |
| State Issues for Local Roads               | D                 | 5,066                         | 3,688                        | 8,754                     | 8,754                         | 3,688                        | 12,442                    | 5,066                         | 3,688                        | 8,754                     | 5,066                         | 3,688                        | 8,754                     | 5,066                         | 3,688                        | 8,754                     |
| GRAND TOTAL                                |                   | 232,601                       | 738,100                      | 970,713                   | 970,713                       | 738,100                      | 1,848,130                 | 246,036                       | 654,867                      | 1,500,967                 | 253,660                       | 616,317                      | 1,117,277                 | 261,274                       | 616,317                      | 1,117,277                 |







Highway Statistics, 1957

STATE OBLIGATIONS FOR HIGHWAYS-1957  
FUTURE DEBT SERVICE REQUIREMENTS<sup>1/</sup>

Compiled for calendar year from reports of State authorities

TABLE SB-5, 1957  
SHEET 6 OF 6  
ISSUED DECEMBER 1958

| STATE, OBLIGATION AND CLASSIFICATION 2/        | SERIAL OR ITEM 3/ | 1953                          |                              |                           | 1954                          |                              |                           | PEAK YEAR 5/ |                               |                              | FINAL YEAR                |           |                               | TOTAL, ALL YEARS 7/          |                           |  |
|--|-------------------|-------------------------------|------------------------------|---------------------------|-------------------------------|------------------------------|---------------------------|--------------|-------------------------------|------------------------------|---------------------------|-----------|-------------------------------|------------------------------|---------------------------|--|
|  |                   | PRINCIPAL<br>1,000<br>Dollars | INTEREST<br>1,000<br>Dollars | TOTAL<br>1,000<br>Dollars | PRINCIPAL<br>1,000<br>Dollars | INTEREST<br>1,000<br>Dollars | TOTAL<br>1,000<br>Dollars | YEAR         | PRINCIPAL<br>1,000<br>Dollars | INTEREST<br>1,000<br>Dollars | TOTAL<br>1,000<br>Dollars | YEAR      | PRINCIPAL<br>1,000<br>Dollars | INTEREST<br>1,000<br>Dollars | TOTAL<br>1,000<br>Dollars |  |
| HONOLULU<br>State Highway Bonds                | A                 | 950                           | 402                          | 1,352                     | 950                           | 379                          | 1,329                     | 1958         | 950                           | 519                          | 1,469                     | 1985      | 400                           | 13                           | 413                       |  |
|  | B                 | 228                           | 137                          | 365                       | 240                           | 185                          | 425                       | 1977         | 240                           | 185                          | 425                       | 1985      | 400                           | 13                           | 413                       |  |
|  | C                 | 70                            | 11                           | 81                        | 80                            | 9                            | 89                        | 1964         | 80                            | 9                            | 89                        | 1963      | 35                            | 1                            | 36                        |  |
|  | D                 | 224                           | 265                          | 489                       | 224                           | 70                           | 294                       | 1958         | 224                           | 70                           | 294                       | 1969      | 224                           | 6                            | 230                       |  |
| Total  | 1,472             | 639                           | 2,111                        | 1,482                     | 683                           | 2,165                        | 1958                      | 1,482        | 793                           | 2,275                        | 1985                      | 277,727   | 10,731                        | 288,458                      |                           |  |
| SOUTH CAROLINA<br>State Highway Bonds          | A                 | 1,900                         | 164                          | 2,064                     | 1,900                         | 129                          | 2,029                     | 1958         | 7,450                         | 299                          | 7,749                     | 1963      | 500                           | 7                            | 507                       |  |
|  | B                 | 71                            | 60                           | 131                       | 76                            | 56                           | 132                       | 1972         | 308                           | 15                           | 323                       | 1972      | 308                           | 15                           | 323                       |  |
|  | C                 | 161                           | *                            | 161                       | 80                            | 227                          | 307                       | 1959         | 227                           | 1                            | 228                       | 1966      | 30                            | *                            | 30                        |  |
|  | Total             | 2,132                         | 224                          | 2,356                     | 2,056                         | 185                          | 2,241                     | 1958         | 7,597                         | 601                          | 8,198                     | 1966      | 33,696                        | 2,888                        | 36,584                    |  |
| TENNESSEE<br>State Highway Bonds               | A                 | 5,000                         | 230                          | 5,230                     | 5,000                         | 100                          | 5,100                     | 1963         | 5,000                         | 230                          | 5,230                     | 1965      | 5,000                         | 100                          | 5,100                     |  |
|  | B                 | 160                           | 350                          | 510                       | 4,000                         | 160                          | 4,160                     | 1964         | 4,000                         | 160                          | 4,160                     | 1965      | 3,000                         | 60                           | 3,060                     |  |
|  | C                 | 5,000                         | 350                          | 5,350                     | 4,000                         | 260                          | 4,260                     | 1965         | 8,000                         | 160                          | 8,160                     | 1965      | 3,000                         | 60                           | 3,060                     |  |
|  | Total             | 5,160                         | 580                          | 5,740                     | 4,000                         | 520                          | 4,520                     | 1963         | 8,000                         | 320                          | 8,320                     | 1965      | 10,513                        | 1,660                        | 12,173                    |  |
| TEXAS<br>Turnpike Revenue Bonds                | A                 | 775                           | 1,613                        | 2,388                     | 825                           | 1,532                        | 2,357                     | 1954         | 2,875                         | 83                           | 2,958                     | 1954      | 2,875                         | 83                           | 2,958                     |  |
|  | B                 | 522                           | 1,124                        | 1,646                     | 4,111                         | 30                           | 4,141                     | 1958         | 1,651                         | 32                           | 1,683                     | 1977      | 91                            | *                            | 91                        |  |
|  | C                 | 1,247                         | 1,724                        | 2,971                     | 1,342                         | 1,682                        | 3,024                     | 1958         | 1,651                         | 2,014                        | 3,665                     | 1977      | 91                            | *                            | 91                        |  |
|  | Total             | 1,200                         | 108                          | 1,308                     | 1,200                         | 84                           | 1,284                     | 1958         | 1,517                         | 241                          | 1,758                     | 1967      | 600                           | 12                           | 612                       |  |
| VERMONT<br>State Highway Bonds                 | A                 | 1,194                         | 3,650                        | 4,844                     | 1,190                         | 3,608                        | 4,798                     | 1966         | 5,327                         | 1,294                        | 6,621                     | 1974      | 5,095                         | 153                          | 5,248                     |  |
|  | B                 | 826                           | 2,367                        | 3,193                     | 826                           | 665                          | 1,491                     | 1960         | 832                           | 665                          | 1,497                     | 1960      | 832                           | 665                          | 1,497                     |  |
|  | C                 | 390                           | 6,382                        | 6,772                     | 500                           | 2,324                        | 2,824                     | 1954         | 3,515                         | 247                          | 3,762                     | 1955      | 3,635                         | 125                          | 3,760                     |  |
|  | Total             | 2,410                         | 10,399                       | 12,809                    | 2,716                         | 6,687                        | 9,403                     | 1960         | 7,149                         | 4,443                        | 11,592                    | 1960      | 9,530                         | 273                          | 9,803                     |  |
| WASHINGTON<br>State Highway Bonds              | A                 | 3,253                         | 1,677                        | 4,930                     | 3,398                         | 1,559                        | 4,957                     | 1958         | 2,828                         | 2,215                        | 5,043                     | 1976      | 4,700                         | 140                          | 4,840                     |  |
|  | B                 | 2,150                         | 1,396                        | 3,546                     | 2,198                         | 1,360                        | 3,558                     | 1968         | 2,399                         | 1,247                        | 3,646                     | 1956      | 1,142                         | 220                          | 1,362                     |  |
|  | C                 | 387                           | 1,000                        | 1,387                     | 371                           | 86                           | 457                       | 1974         | 331                           | 331                          | 662                       | 1976      | 275                           | 8                            | 283                       |  |
|  | Total             | 5,830                         | 3,153                        | 8,983                     | 5,993                         | 3,005                        | 8,998                     | 1964         | 5,993                         | 3,005                        | 8,998                     | 1964      | 6,115                         | 228                          | 6,343                     |  |
| WEST VIRGINIA<br>State Highway Bonds           | A                 | 6,053                         | 629                          | 6,682                     | 5,973                         | 535                          | 6,508                     | 1958         | 6,443                         | 1,140                        | 7,583                     | 1961      | 180                           | 2                            | 182                       |  |
|  | B                 | 20                            | 61                           | 81                        | 25                            | 60                           | 85                        | 1977         | 110                           | 25                           | 135                       | 1982      | 70                            | 2                            | 72                        |  |
|  | C                 | 3,492                         | 4,892                        | 8,384                     | 3,652                         | 4,688                        | 8,340                     | 1974         | 10,269                        | 2,122                        | 12,391                    | 1978      | 7,452                         | 290                          | 7,742                     |  |
|  | Total             | 9,565                         | 5,582                        | 15,147                    | 9,753                         | 5,283                        | 15,036                    | 1964         | 9,753                         | 5,283                        | 15,036                    | 1978      | 15,632                        | 292                          | 15,924                    |  |
| WISCONSIN<br>Reimbursement Obligations Assumed | A                 | 399                           | -                            | 399                       | 399                           | -                            | 399                       | 1958         | 399                           | -                            | 399                       | 1972      | 83                            | -                            | 83                        |  |
|  | B                 | 143,437                       | 36,415                       | 179,852                   | 137,179                       | 33,425                       | 170,604                   | 1964         | 170,604                       | 33,425                       | 204,029                   | 1972      | 2,666,612                     | 492,568                      | 3,159,180                 |  |
|  | C                 | 103,368                       | 165,688                      | 269,056                   | 112,844                       | 162,727                      | 275,571                   | 1971         | 275,571                       | 162,727                      | 438,298                   | 1978      | 4,015,247                     | 9,462,369                    | 13,477,616                |  |
|  | Total             | 246,802                       | 202,103                      | 448,905                   | 250,023                       | 196,152                      | 446,175                   | 1964         | 446,175                       | 196,152                      | 642,327                   | 1978      | 7,753,001                     | 10,017,304                   | 17,770,305                |  |
| GRAND TOTAL                                    | 255,542           | 207,686                       | 463,228                      | 262,175                   | 199,386                       | 461,561                      | 1964                      | 461,561      | 199,386                       | 660,947                      | 1978                      | 7,875,451 | 10,515,668                    | 18,391,119                   |                           |  |

1/ See Table SB-1, for general notes on SB series. Where an asterisk appears in this table, the amounts required are less than \$500.  
2/ For purposes of this analysis, bond issues have been classified in accordance with the types of issues summarized on sheet C.  
3/ Serial bonds normally require annual redemption from current revenues. Term bonds normally require annual payments to a sinking fund which, together with sinking fund earnings, will be sufficient to redeem bonds at maturity. The requirements for principal given in this table represent anticipated redemptions for serial bonds and anticipated allocations to sinking funds for term bonds.  
4/ Redemption schedule was not reported for State-assumed reimbursement obligations.  
5/ Estimated from data contained in published reports.  
6/ Peak year is determined on the basis of the maximum annual debt service requirements: (A) for each class of State obligations; and (B) for total State obligations. Therefore (A) is not additive to (B) unless all peak years coincide.  
7/ Differences between total maturities in this column and "net indebtedness December 31, 1957" shown on Table SB-2 are chiefly the result of sinking fund operations for term bonds. Interest to be paid out of bond proceeds during construction is not included in total interest requirements.

# STATUS OF TOLL ROADS ↴

AS OF OCTOBER 1, 1958

SHEET 1 OF 2

| STATE         | NAME OF ROAD OR LOCATION<br><sub>2/</sub>   | YEAR BUILT<br>OR<br>ESTIMATED<br>COMPLETION<br>DATE | MILEAGE <sub>3/</sub> |                                      |                     | ACTUAL OR<br>ESTIMATED<br>COST<br>(1,000<br>DOLLARS)<br><sub>4/</sub> |
|---------------|---|---|-----------------------|--------------------------------------|---------------------|---|
|               |   |   | COMPLETED             | UNDER<br>CONSTRUCTION<br>OR FINANCED | TOTAL               |   |
| Colorado      | Denver-Boulder Turnpike   | 1952  | 17.3                  |                                      | 17.3                | \$6,237   |
| Connecticut   | Connecticut-Turnpike (Greenwich-Killingly) <sub>5/</sub><br>Merritt Parkway <sub>7/</sub><br>Wilbur Cross Parkway <sub>7/</sub><br>Subtotal, Connecticut  | 1958  | 124.0                 | <sub>6/</sub> 5.0                    | <sub>3/</sub> 129.0 | 464,000   |
|               |   | 1940  | 37.5                  | -                                    | <sub>3/</sub> 37.5  | <sub>8/</sub> 20,592  |
|               |   | 1949  | 29.5                  | -                                    | <sub>3/</sub> 29.5  | 17,500  |
|               |   |   | <u>191.0</u>          | <u>5.0</u>                           | <u>196.0</u>        | <u>502,092</u>  |
| Florida       | Buccaneer Trail <sub>2/</sub><br>Sunshine State Parkway (Miami area-Port Pierce)<br>Subtotal, Florida   | 1950  | 17.5                  | -                                    | 17.5                | 4,600   |
|               |   | 1957  | 110.0                 | -                                    | 110.0               | 74,000  |
|               |   |   | <u>127.5</u>          | -                                    | <u>127.5</u>        | <u>78,600</u>   |
| Georgia       | Brunswick-St. Simon Causeway <sub>2/</sub>  | 1924  | 11.1                  | -                                    | 11.1                | 3,150   |
| Illinois      | Northwest Tollway (Chicago-Rockford-Beloit)<br>Tri-State Tollway (Hammond, Indiana-Wisconsin line)<br>East-West Tollway (Maywood-Aurora)<br>Subtotal, Illinois  | 1958  | 76.0                  | -                                    | 76.0                | 289,196   |
|               |   | 1959  | 30.0                  | 55.3                                 | 85.3                | 106,342   |
|               |   | 1959  | -                     | 26.0                                 | 26.0                | 50,085  |
|               |   |   | <u>106.0</u>          | <u>81.3</u>                          | <u>187.3</u>        | <u>445,623</u>  |
| Indiana       | East-West Turnpike (Ohio line-Illinois line)  | 1956  | 156.0                 | -                                    | 156.0               | 280,000   |
| Kansas        | Turnpike (Kansas City via Topeka and Wichita to Oklahoma line)<br>Turnpike extension: 18th Street Trafficway (Kansas City)<br>Subtotal, Kansas  | 1956  | 236.0                 | -                                    | 236.0               | 160,000   |
|               |   | 1959  | -                     | 4.2                                  | 4.2                 | 19,500  |
|               |   |   | <u>236.0</u>          | <u>4.2</u>                           | <u>240.2</u>        | <u>179,500</u>  |
| Kentucky      | Turnpike (Louisville-Elizabethtown)   | 1956  | 40.0                  | -                                    | 40.0                | 38,500  |
| Maine         | Turnpike (Kittery-Portland)<br>Portland-Augusta extension<br>Subtotal, Maine  | 1947  | 47.2                  | -                                    | 47.2                | 20,600  |
|               |   | 1955  | 66.0                  | -                                    | 66.0                | 58,806  |
|               |   |   | <u>113.2</u>          | -                                    | <u>113.2</u>        | <u>79,406</u>   |
| Massachusetts | Turnpike (New York line-Boston area)  | 1957  | 123.0                 | -                                    | 123.0               | 239,000   |
| New Hampshire | Turnpike (Seabrook-Portsmouth)<br>Central (Everett) Turnpike<br>Portsmouth-Rochester extension (Spaulding Turnpike)<br>Subtotal, New Hampshire  | 1950  | 14.7                  | -                                    | 14.7                | 6,824   |
|               |   | 1957  | 38.7                  | -                                    | <sub>3/</sub> 38.7  | 22,400  |
|               |   | 1957  | 22.8                  | -                                    | <sub>3/</sub> 22.8  | 14,300  |
|               |   |   | <u>76.2</u>           | -                                    | <u>76.2</u>         | <u>43,524</u>   |
| New Jersey    | Garden State Parkway <sub>9/</sub><br>Extension to New York Thruway<br>New Jersey Turnpike (Delaware River to George Washington Bridge<br>interchange)<br>Turnpike extensions:<br>Newark Airport interchange-Holland Tunnel<br>Bordentown interchange-Pennsylvania Turnpike extension<br>Subtotal, New Jersey | 1955  | 164.7                 | -                                    | <sub>3/</sub> 164.7 | 338,000   |
|               |   | 1957  | 9.5                   | -                                    | <sub>3/</sub> 9.5   | 17,000  |
|               |   | 1952  | 117.6                 | -                                    | 117.6               | 318,952   |
|               |   | 1956  | 8.1                   | -                                    | 8.1                 | 120,048   |
|               |   | 1956  | 6.0                   | -                                    | 6.0                 | <sub>10/</sub> 27,200   |
|               |   |   | <u>305.9</u>          | -                                    | <u>305.9</u>        | <u>821,200</u>  |

Highway Finance

# STATUS OF TOLL ROADS ↓

AS OF OCTOBER 1, 1958

SHEET 2 OF 2

114

Highway Statistics, 1957

| STATE                          | NAME OR ROAD OR LOCATION<br><sup>2/</sup>              | YEAR BUILT<br>OR<br>ESTIMATED<br>COMPLETION<br>DATE | MILEAGE <sup>3/</sup> |                                      |                     | ACTUAL OR<br>ESTIMATED<br>COST<br>(1,000<br>DOLLARS)<br><sup>4/</sup> |
|--------------------------------|--|---|-----------------------|--------------------------------------|---------------------|---|
|                                |  |   | COMPLETED             | UNDER<br>CONSTRUCTION<br>OR FINANCED | TOTAL               |   |
| New York                       | New York Thruway System:                               |   |                       |                                      |                     |   |
|                                | Buffalo-New York City section                          | 1956  | 427.0                 | -                                    | <sup>3/</sup> 427.0 | \$675,428   |
|                                | Niagara section  | 1960  | 6.0                   | 15.8                                 | 21.8)               |   |
|                                | Erie section   | 1957  | 70.6                  | -                                    | 70.6)               | 321,938   |
|                                | New England section                                    | 1958  | -                     | 15.1                                 | <sup>3/</sup> 15.1) |   |
|                                | Berkshire section                                      | 1959  | -                     | 24.0                                 | 24.0                | 62,332  |
|                                | Garden State Parkway connection                        | 1957  | 2.8                   | -                                    | <u>11/</u> 2.8      | 5,303   |
|                                | Westchester County Parkways: <sup>7/</sup>             |   |                       |                                      |                     |   |
|                                | Saw Mill River Parkway (toll portion)                  | 1926  | 11.1                  | -                                    | 11.1                | <sup>12/</sup> 3,500  |
|                                | Hutchinson River Parkway (toll portion)                | 1927  | 11.2                  | -                                    | 11.2                | <sup>12/</sup> 4,600  |
|                                | Cross County Parkway                                   | 1940  | 4.0                   | -                                    | <u>11/</u> 4.0      | <sup>12/</sup> 1,800  |
|                                | Long Island Parkways:                                  |   |                       |                                      |                     |   |
|                                | Southern State Parkway <sup>13/</sup>                  | 1956  | 23.0                  | -                                    | 23.0                | 40,000  |
|                                | Meadowbrook, Loop and Wantagh Causeways <sup>2/</sup>  | 1934  | 13.4                  | -                                    | 13.4                | 5,050   |
|                                | Captree Parkway (toll portion) <sup>2/</sup>           | 1954  | 4.2                   | -                                    | 4.2                 | <u>11,000</u>   |
| Subtotal, New York             |  | <u>573.3</u>  | <u>54.9</u>           | <u>628.2</u>                         | <u>1,130,951</u>    |   |
| Ohio                           | Turnpike (Pennsylvania line-Indiana line)              | 1955  | 241.4                 | -                                    | 241.4               | 326,000   |
| Oklahoma                       | Turner Turnpike (Oklahoma City-Tulsa)                  | 1953  | 88.0                  | -                                    | 88.0                | 38,714  |
|                                | Will Rogers Turnpike (Tulsa-Missouri line)             | 1957  | 88.5                  | -                                    | 88.5                | 68,000  |
|                                | Subtotal, Oklahoma                                     |   | <u>176.5</u>          | -                                    | <u>176.5</u>        | <u>106,714</u>  |
| Pennsylvania                   | Turnpike (Irwin-Carlisle)                              | 1940  | 158.9                 | -                                    | 158.9               | <sup>14/</sup> 77,164   |
|                                | Eastern extension (Carlisle-Valley Forge)              | 1950  | 100.9                 | -                                    | 100.9               | 87,000  |
|                                | Western extension (Irwin-Ohio line)                    | 1951  | 67.4                  | -                                    | 67.4                | 77,500  |
|                                | Delaware River extension (Valley Forge-Delaware River) | 1954  | 32.3                  | -                                    | 32.3                | <sup>10/</sup> 80,120   |
|                                | Northeastern extension (Philadelphia-Scranton)         | 1957  | 110.3                 | -                                    | 110.3               | 217,880   |
|                                | Subtotal, Pennsylvania                                 |   | <u>469.8</u>          | -                                    | <u>469.8</u>        | <u>539,664</u>  |
| Texas                          | Dallas-Fort Worth Turnpike                             | 1957  | 30.5                  | -                                    | 30.5                | 58,500  |
| Virginia                       | Richmond-Petersburg                                    | 1958  | 34.7                  | -                                    | 34.7                | 75,150  |
| West Virginia                  | Turnpike (Charleston-Princeton)                        | 1954  | 87.6                  | -                                    | 87.6                | 133,000   |
| Total Mileage                  |  |   | 3,117.0               | 145.4                                | 3,262.4             |   |
| Total Actual or Estimated Cost |  |   | \$4,590,582           | \$496,229                            |                     | <sup>15/</sup> \$5,086,811  |

<sup>1/</sup> This tabulation excludes projects that have been authorized by State legislatures or proposed for construction as toll facilities but that have not yet been financed. Many of these will probably be built as free roads under the expanded Federal-aid highway program.

<sup>2/</sup> Facilities indicated by "2/" are principally resort or seasonal roads, not serving through traffic. Omitted from this tabulation are the Jacksonville, Florida, toll expressway system and the Calumet Skyway in Chicago, Illinois which are not classified as toll roads.

<sup>3/</sup> Roads designated by "3/" include both toll and toll-free sections under the jurisdiction of the operating authorities.

<sup>4/</sup> "Actual" costs refer in most instances to proceeds of bond issues and hence include interest during construction.

<sup>5/</sup> The State is required to pay maintenance and collection costs.

<sup>6/</sup> This five-mile connecting link to New York Thruway has been built, but will not be put into operation until New England Section of New York Thruway has been completed.

<sup>7/</sup> The Connecticut and Westchester County (N.Y.) parkways were not built as self-liquidating, limited-access toll roads. Commercial vehicles are denied use of the parkways.

<sup>8/</sup> Includes Federal grant of approximately \$400,000 from Public Works Administration.

<sup>9/</sup> Trucks are prohibited on the 75-mile section of the Parkway north of Lakewood.  
<sup>10/</sup> The proceeds of these bond issues include the pro-rata share borne by the New Jersey Turnpike Authority and the Pennsylvania Turnpike Commission of the bridge across the Delaware River linking these toll roads.

<sup>11/</sup> Although tolls are not charged on these sections, they are integral parts of toll road networks.

<sup>12/</sup> 1956 legislature authorized a \$65-million bond sale to finance an extensive remodeling program on these parkways.

<sup>13/</sup> 1953 legislature authorized a 10-cent toll on the existing Southern State Parkway to help finance a \$40-million parkway construction and improvement program. Toll collections began in July 1954.

<sup>14/</sup> Includes \$29,250,000 Federal grant from the Public Works Administration.

<sup>15/</sup> Cost of completed mileage includes only toll roads that are opened to traffic for their entire length. Cost of mileage under construction includes the costs of sections in operation on the following toll roads: Illinois' Tri-State Tollway and New York Thruway's Niagara Section. A segregation of costs is not available.

RECEIPTS FOR TOLL ROAD AND CROSSING FACILITIES-1957

TABLE SF-3B, 1957  
SHEET 1 OF 3  
ISSUED OCTOBER 1958

Compiled for calendar year  
from reports of State authorities

| STATE       | NAME OF FACILITY   | OPERATING AUTHORITY 2/  | BALANCES ON<br>JANUARY 1, 1957 3/                                |   | HIGHWAY-<br>USER<br>REVENUES                               | ROAD,<br>BRIDGE,<br>AND<br>FERRY<br>TOLLS                        | RECEIPTS<br>FROM<br>ISSUE OF<br>BONDS                      | NET<br>INCOME<br>FROM<br>INVEST-<br>MENTS             | CONCES-<br>SIONS<br>AND<br>RENTALS            | MISCEL-<br>LANEOUS<br>RECEIPTS                       | TOTAL<br>RECEIPTS  |
|-------------|--|---|--|---|--|--|--|---|---|--|--|
|             |  |   | RESERVES<br>FOR<br>CONSTRUC-<br>TION,<br>OPERATION,<br>ETC.      | RESERVES<br>FOR<br>DEBT<br>SERVICE                                |  |  |  |   |   |  |  |
|             |  |   | 1,000<br>Dollars   | 1,000<br>Dollars  | 1,000<br>Dollars   | 1,000<br>Dollars   | 1,000<br>Dollars   | 1,000<br>Dollars                                      | 1,000<br>Dollars                              | 1,000<br>Dollars                                     | 1,000<br>Dollars   |
| California  | San Francisco-Oakland Bay Bridge<br>San Mateo-Alameda Bridges<br>Richmond-San Rafael Bridge<br>San Francisco Bay-South Crossing<br>Carquinez Straits Bridge<br>Martinez-Benicia Ferry<br>Total   | California Toll Bridge Authority<br>California Toll Bridge Authority<br>California Toll Bridge Authority<br>California Toll Bridge Authority<br>California Toll Bridge Authority<br>Department of Public Works  | 19,681<br>1,111<br>325<br>527<br>28,969<br>-                     | -<br>424<br>2,018<br>-<br>5,290<br>120                            | 284<br>207<br>21<br>-<br>804<br>120                        | 10,448<br>2,027<br>2,121<br>-<br>-<br>115                        | -<br>-<br>-<br>-<br>-<br>-                                 | 522<br>17<br>72<br>13<br>860<br>-                     | 226<br>-<br>-<br>-<br>-<br>-                  | -<br>-<br>1<br>-<br>-<br>-                           | 11,480<br>2,251<br>2,215<br>13<br>1,664<br>235<br>17,858               |
| Colorado    | Denver-Boulder Turnpike  | Colorado State Highway Department   | 12   | 764   | -  | 514  | -  | 24  | -   | -  | 538  |
| Connecticut | Groton-New London Bridge<br>Old Lyme-Old Saybrook Bridge<br>Merritt and Wilbur Cross Parkways<br>Rocky Hill-Glastonbury, Chester-Badlyme Ferries<br>Windsor Locks-Enfield Expressway<br>Connecticut Turnpike (Greenwich-Killingly)<br>Various Toll Bridges 5/<br>Total | Connecticut State Highway Department<br>Connecticut State Highway Department<br>Connecticut State Highway Department<br>Connecticut State Highway Department<br>Connecticut State Highway Department<br>Connecticut State Highway Department<br>Greater Hartford Bridge Authority | 383<br>151<br>4,511<br>-<br>-<br>-5<br>24,789<br>-687<br>29,142  | 1,216<br>526<br>-<br>-<br>-<br>-<br>11,422<br>3,088<br>16,252     | -<br>-<br>1<br>65<br>-<br>-<br>24<br>-<br>90               | 589<br>346<br>5,529<br>33<br>-<br>-<br>918<br>7,415              | -<br>-<br>-<br>-<br>-<br>-<br>120,851<br>30,602<br>151,453 | 27<br>9<br>41<br>-<br>-<br>-<br>1,006<br>250<br>1,333 | -<br>-<br>647<br>-<br>-<br>-<br>-<br>-<br>647 | -<br>-<br>-<br>-<br>-<br>-<br>4/ 1,436<br>-<br>1,436 | 616<br>355<br>6,218<br>98<br>-<br>-<br>123,317<br>31,770<br>162,374    |
| Delaware    | Delaware River Memorial Bridge   | Delaware Crossing Division, State Highway Department  | 1,434  | 4,985   | -  | 7,530  | -  | 87  | -   | 108  | 7,725  |
| Florida     | Sunshine Skyway (Lower Tampa Bay Bridge)<br>Manatee County Bridges 6/<br>Pensacola Beach Bridge<br>Jacksonville Expressway System<br>Martin County Bridges<br>Buccanier Trail<br>Sunshine State Parkway 7/<br>Franklin County Ferries<br>Total                         | Florida State Road Department<br>Florida State Road Department<br>Santa Rosa Island Authority<br>Jacksonville Expressway Authority<br>Florida State Road Department<br>Ocean Highway and Port Authority<br>Florida State Turnpike Authority<br>Florida State Road Department      | 261<br>1,412<br>2<br>424<br>1,307<br>20<br>17,121<br>-<br>20,547 | 1,789<br>410<br>126<br>3,372<br>124<br>64<br>9,040<br>-<br>14,925 | 21<br>284<br>-<br>1,609<br>1,178<br>73<br>-<br>44<br>3,209 | 2,234<br>164<br>123<br>1,978<br>-<br>202<br>3,591<br>13<br>8,305 | -<br>-<br>2<br>68,893<br>2<br>-<br>-<br>-<br>68,893        | 26<br>97<br>-<br>507<br>-<br>10<br>585<br>-<br>1,227  | -<br>-<br>-<br>-<br>-<br>-<br>224<br>-<br>224 | 1<br>-<br>-<br>-<br>-<br>-<br>12<br>3<br>16          | 2,282<br>545<br>125<br>72,987<br>1,180<br>285<br>4,412<br>60<br>81,876 |
| Georgia     | Turtle River Bridge  | Georgia State Toll Bridge Authority   | 841  | 981   | -  | 537  | -  | 58  | -   | -  | 595  |
| Illinois    | Northern Illinois Toll Highway   | Illinois State Toll Highway Commission  | 301,053  | 77,031  | -  | -  | -  | 9,322   | -   | 8/ 3,031   | 12,353   |
| Indiana     | Wabash Memorial Bridge<br>Indiana Turnpike<br>Total  | Indiana Toll Bridge Commission<br>Indiana State Toll Road Commission  | 292<br>48,447<br>48,739  | -<br>12,235<br>12,235   | -<br>-<br>-  | 99<br>8,221<br>8,320   | -<br>-<br>-  | -<br>1,653<br>1,653                                   | -<br>1,679<br>1,679                           | -<br>1,452<br>1,452                                  | 99<br>13,005<br>13,104   |
| Kansas      | Kansas Turnpike  | Kansas Turnpike Authority   | 10,712   | 16,789  | -  | 3,863  | 19,614   | 441   | 557   | 225  | 24,700   |
| Kentucky    | Kentucky Turnpike<br>Shawneetown and Suspension Bridges<br>Total   | Kentucky Department of Highways<br>Kentucky Department of Highways  | 3,998<br>882<br>4,880  | 1,303<br>937<br>2,240   | -<br>90<br>90  | 1,246<br>642<br>1,888  | -<br>-<br>-  | 86<br>12<br>98  | 111<br>27<br>138                              | -<br>-<br>-  | 1,443<br>771<br>2,214  |
| Louisiana   | Mississippi River Bridge (New Orleans)   | Mississippi River Bridge Authority  | 42,172   | 7,020   | 846  | -  | -  | 1,120   | -   | 49   | 2,015  |
| Maine       | Augusta Bridge<br>Carlton Bridge<br>Deer Isle-Sedgwick Bridge<br>Bangor-Brewer Bridge<br>Jonesport Beach Bridge<br>Maine Turnpike<br>Total   | Maine State Highway Commission<br>Maine State Highway Commission<br>Maine State Highway Commission<br>Maine State Highway Commission<br>Maine State Highway Commission<br>Maine State Highway Commission<br>Maine Turnpike Authority  | -<br>-<br>-<br>-<br>-<br>893<br>4,636<br>5,529                   | -<br>195<br>48<br>123<br>69<br>-<br>2,212<br>2,647                | -<br>-<br>-<br>43<br>-<br>-<br>-<br>43                     | 178<br>-<br>53<br>99<br>-<br>-<br>3,852<br>4,182                 | -<br>-<br>-<br>-<br>-<br>-<br>-<br>-                       | 1<br>4<br>1<br>3<br>18<br>-<br>135<br>162             | -<br>-<br>69<br>-<br>-<br>-<br>222<br>291     | -<br>-<br>-<br>-<br>-<br>-<br>6<br>6                 | 179<br>73<br>54<br>145<br>18<br>-<br>4,215<br>4,684                    |
| Maryland    | Susquehanna, Potomac, and Chesapeake Bay Bridges;<br>and Patapsco Tunnel 9/<br>Williamsport Bridge<br>Total  | Maryland State Roads Commission<br>Maryland State Roads Commission  | 79,022<br>27<br>79,049   | 18,057<br>-<br>18,057   | -<br>-<br>-  | 9,517<br>284<br>9,801  | -<br>-<br>-  | 1,942<br>-<br>1,942                                   | -<br>-<br>-                                   | 9<br>-<br>9  | 11,468<br>284<br>11,752  |

Highway Finance

RECEIPTS FOR TOLL ROAD AND CROSSING FACILITIES-1957 <sup>1</sup>

TABLE SF-3B, 1957  
SHEET 2 OF 3  
ISSUED OCTOBER 1958

Compiled for calendar year  
from reports of State authorities

| STATE         | NAME OF FACILITY   | OPERATING AUTHORITY <sup>2/</sup>                     | BALANCES ON<br>JANUARY 1, 1957 <sup>3/</sup>                |                                    | HIGHWAY-<br>USER<br>REVENUES | ROAD,<br>BRIDGE,<br>AND<br>FERRY<br>TOLLS | RECEIPTS<br>FROM<br>ISSUE OF<br>BONDS | NET<br>INCOME<br>FROM<br>INVEST-<br>MENTS | CONCES-<br>SIONS<br>AND<br>RENTALS | MISCEL-<br>LANEOUS<br>RECEIPTS | TOTAL<br>RECEIPTS |
|---------------|--|---|---|------------------------------------|------------------------------|---|---------------------------------------|---|------------------------------------|--------------------------------|-------------------|
|               |  |   | RESERVES<br>FOR<br>CONSTRUC-<br>TION,<br>OPERATION,<br>ETC. | RESERVES<br>FOR<br>DEBT<br>SERVICE |                              |   |                                       |   |                                    |                                |                   |
|               |  |   | 1,000<br>Dollars  | 1,000<br>Dollars                   | 1,000<br>Dollars             | 1,000<br>Dollars                          | 1,000<br>Dollars                      | 1,000<br>Dollars                          | 1,000<br>Dollars                   | 1,000<br>Dollars               | 1,000<br>Dollars  |
| Massachusetts | Mystic River Bridge  | Mystic River Bridge Authority                         | 689   | 2,039                              | -                            | 2,326                                     | -                                     | 36  | -                                  | 15                             | 2,377             |
|               | Massachusetts Turnpike <sup>10/</sup><br>Total   | Massachusetts Turnpike Authority                      | 58,596  | 11,830                             | 193                          | 6,594                                     | -                                     | 1,661                                     | 491                                | 396                            | 9,335             |
|               |  |   | 59,287  | 13,869                             | 193                          | 8,920                                     | -                                     | 1,697                                     | 491                                | 411                            | 11,712            |
| Michigan      | Blue Water International Bridge  | Michigan State Bridge Commission *                    | 357   | 1                                  | -                            | 628                                       | -                                     | -   | -                                  | 12                             | 640               |
|               | Mackinac Straits Bridge <sup>11/</sup>   | Mackinac Bridge Authority                             | 22,279  | 7,653                              | 130                          | 528                                       | -                                     | 196                                       | -                                  | 4                              | 858               |
|               | Mackinac-St. Ignace Ferry <sup>11/</sup>   | Michigan State Highway Department                     | 730   | -                                  | 583                          | 3,181                                     | -                                     | -   | -                                  | -                              | 3,764             |
|               | Michigan Turnpike System<br>Total  | Michigan Turnpike Authority                           | 114   | -                                  | -                            | -   | -                                     | -   | -                                  | -                              | -                 |
|               |  |   | 23,480  | 7,654                              | 713                          | 4,337                                     | -                                     | 196                                       | -                                  | 16                             | 5,262             |
| Mississippi   | Pascagoula Bridge  | Mississippi State Highway Commission                  | 20  | 900                                | 612                          | 719                                       | -                                     | -   | -                                  | -                              | 1,331             |
|               | Bay St. Louis Bridge<br>Total  | Mississippi State Highway Commission                  | 44  | 641                                | 610                          | 697                                       | -                                     | 12  | -                                  | -                              | 1,319             |
|               |  |   | 64  | 1,541                              | 1,222                        | 1,416                                     | -                                     | 12  | -                                  | -                              | 2,650             |
| Missouri      | Paseo Bridge (Kansas City)   | Missouri State Highway Commission                     | 233   | 631                                | 800                          | 554                                       | -                                     | 40  | -                                  | -                              | 1,394             |
|               | Tiptonville Ferry<br>Total   | Tennessee-Missouri Bridge Commission                  | 8   | 23                                 | -                            | 65  | -                                     | -   | -                                  | -                              | 65                |
|               |  |   | 241   | 654                                | 800                          | 619                                       | -                                     | 40  | -                                  | -                              | 1,459             |
| New Hampshire | Hampton Harbor Bridge  | New Hampshire Department of Public Works and Highways | 159   | 241                                | -                            | 83  | -                                     | 5   | -                                  | -                              | 88                |
|               | Maine-New Hampshire Interstate Bridge  | Maine-New Hampshire Interstate Bridge Authority *     | 221   | 328                                | -                            | 460                                       | -                                     | 7   | 41                                 | -                              | 508               |
|               | New Hampshire Turnpike System <sup>12/</sup>   | New Hampshire Department of Public Works and Highways | 5,391   | 720                                | -                            | 1,446                                     | -                                     | 8   | -                                  | -                              | 1,454             |
|               | Total  |   | 5,011   | 1,289                              | -                            | 1,989                                     | -                                     | 20  | 41                                 | -                              | 2,050             |
| New Jersey    | Various Toll Bridges   | Delaware River Joint Toll Bridge Commission *         | 988   | 1,847                              | -                            | 3,375                                     | -                                     | 69  | -                                  | 8                              | 3,452             |
|               | New Jersey Turnpike System   | New Jersey Turnpike Authority                         | 37,651  | 41,091                             | -                            | 29,029                                    | -                                     | 2,184                                     | 2,342                              | 47                             | 33,602            |
|               | Garden State Parkway <sup>13/</sup>  | New Jersey Highway Authority                          | 20,409  | 15,861                             | -                            | 14,388                                    | -                                     | 1,201                                     | 662                                | 57                             | 16,308            |
|               | Total  |   | 59,048  | 58,799                             | -                            | 46,792                                    | -                                     | 3,454                                     | 3,004                              | 112                            | 53,362            |
| New York      | Kingston, Rip Van Winkle, Mid-Hudson and Bear Mountain Bridges; Newburgh-Beacon Ferry <sup>14/</sup> | New York State Bridge Authority                       | 7,609   | 1,262                              | -                            | 2,536                                     | -                                     | 61  | -                                  | 4                              | 2,601             |
|               | Rouses Point and Crown Point Bridges   | Lake Champlain Bridge Commission *                    | 160   | -                                  | -                            | 272                                       | -                                     | 2   | -                                  | -                              | 274               |
|               | Thousand Islands Bridge  | Thousand Islands Bridge Commission *                  | 95  | 1,089                              | -                            | 563                                       | -                                     | -   | -                                  | 13                             | 576               |
|               | Peace Bridge   | Buffalo and Ft. Erie Public Bridge Authority *        | 358   | 300                                | -                            | 1,320                                     | -                                     | -   | 24                                 | -                              | 1,344             |
|               | Rainbow Bridge   | Niagara Falls Bridge Commission *                     | 386   | 281                                | -                            | 804                                       | -                                     | -   | 16                                 | -                              | 820               |
|               | Holland and Lincoln Tunnels, George Washington and Staten Island Bridges <sup>15/</sup>              | Port of New York Authority                            | 15,792  | 10,828                             | -                            | 44,880                                    | 4,317                                 | 549                                       | -                                  | -                              | 49,746            |
|               | Meadowbrook, Loop, Wantagh, and Captree Causeways; and Southern State Parkway                        | Jones Beach State Parkway Authority                   | -7,701  | 1                                  | -                            | 5,014                                     | -                                     | -   | -                                  | 81                             | 5,095             |
|               | Veterans Memorial Highway  | Whiteface Mountain Highway Authority                  | 77  | 34                                 | 3                            | 256                                       | -                                     | -   | -                                  | -                              | 259               |
|               | New York Thruway <sup>16/</sup>  | New York State Thruway Authority                      | 12,926  | 27,693                             | 3                            | 27,164                                    | -                                     | 2,777                                     | 3,286                              | 17/ 13,193                     | 46,420            |
|               | Total  |   | 29,702  | 41,488                             | 3                            | 82,809                                    | 4,317                                 | 3,309                                     | 3,326                              | 13,291                         | 107,135           |
| Ohio          | Stuebenville-Wierdon, Portsmouth-Fullerton Bridges <sup>18/</sup>                                    | State Bridge Commission of Ohio                       | 106   | -                                  | -                            | 445                                       | 3,466                                 | -   | -                                  | 19/ 305                        | 4,216             |
|               | Ohio Turnpike<br>Total   | Ohio Turnpike Commission                              | 6,934   | 1,855                              | -                            | 16,361                                    | -                                     | 162                                       | 3,817                              | 31                             | 20,371            |
|               |  |   | 7,040   | 1,855                              | -                            | 16,806                                    | 3,466                                 | 162                                       | 3,817                              | 336                            | 24,587            |
| Oklahoma      | Oklahoma Turnpike System <sup>20/</sup>  | Oklahoma Turnpike Authority                           | 21,282  | 6,533                              | -                            | 3,789                                     | -                                     | 7   | 147                                | 523                            | 4,466             |
| Oregon        | Astoria-Megler Ferry   | Oregon State Highway Commission                       | -   | -                                  | 96                           | 226                                       | -                                     | -   | 1                                  | -                              | 323               |
| Pennsylvania  | Delaware River Bridges (Camden and Gloucester) <sup>21/</sup>  | Delaware River Port Authority *                       | 33,415  | 16,139                             | -                            | 9,914                                     | -                                     | 1,074                                     | 156                                | -                              | 11,144            |
|               | Various State Toll Bridges <sup>22/</sup>  | Pennsylvania Department of Highways                   | -   | 3,050                              | 191                          | 412                                       | -                                     | 236                                       | -                                  | -                              | 839               |
|               | Tarentum Bridge  | Pennsylvania Department of Highways                   | 528   | -                                  | -                            | 246                                       | -                                     | 5   | -                                  | -                              | 251               |
|               | Pennsylvania Turnpike System <sup>23/</sup><br>Total   | Pennsylvania Turnpike Commission                      | 99,853  | 15,645                             | -                            | 30,656                                    | -                                     | 2,720                                     | 1,678                              | 215                            | 35,269            |
|               |  |   | 133,796   | 34,834                             | 191                          | 41,228                                    | -                                     | 4,035                                     | 1,834                              | 215                            | 47,303            |
| Rhode Island  | Jamestown Bridge   | Jamestown Bridge Commission                           | 71  | 96                                 | -                            | 236                                       | -                                     | 1   | -                                  | -                              | 237               |
|               | Mt. Hope Bridge  | Mt. Hope Bridge Authority                             | 183   | 256                                | 126                          | 454                                       | -                                     | 6   | -                                  | 4                              | 590               |
|               | Rhode Island Turnpike and Bridge   | Rhode Island Turnpike and Bridge Authority            | 10  | -                                  | -                            | -   | -                                     | -   | -                                  | -                              | -                 |
|               | Jamestown Ferry<br>Total   | Jamestown Ferry Authority                             | -   | -                                  | 118                          | 400                                       | -                                     | -   | -                                  | -                              | 518               |
|               |  |   | 264   | 352                                | 244                          | 1,090                                     | -                                     | 7   | -                                  | 4                              | 1,345             |

Highway Statistics, 1957

RECEIPTS FOR TOLL ROAD AND CROSSING FACILITIES-1957 <sup>1/</sup>

TABLE SF-3B, 1957  
SHEET 3 OF 3  
ISSUED OCTOBER 1958

Compiled for calendar year  
from reports of State authorities

| STATE          | NAME OF FACILITY   | OPERATING AUTHORITY <sup>2/</sup>  | BALANCES ON<br>JANUARY 1, 1957 <sup>3/</sup>                         |   | HIGHWAY-<br>USER<br>REVENUES                    | ROAD,<br>BRIDGE,<br>AND<br>FERRY<br>TOLLS                   | RECEIPTS<br>FROM<br>ISSUE OF<br>BONDS         | NET<br>INCOME<br>FROM<br>INVEST-<br>MENTS         | CONCES-<br>SIONS<br>AND<br>RENTALS               | MISCEL-<br>LANEOUS<br>RECEIPTS                                     | TOTAL<br>RECEIPTS   |
|----------------|--|--|--|---|---|---|---|---|--|--|---|
|                |  |  | RESERVES<br>FOR<br>CONSTRUC-<br>TION,<br>OPERATION,<br>ETC.          | RESERVES<br>FOR<br>DEBT<br>SERVICE                            |   |   |   |   |  |  |   |
|                |  |  | 1,000<br>Dollars   | 1,000<br>Dollars  | 1,000<br>Dollars                                | 1,000<br>Dollars  | 1,000<br>Dollars                              | 1,000<br>Dollars                                  | 1,000<br>Dollars                                 | 1,000<br>Dollars   | 1,000<br>Dollars  |
| South Carolina | Hilton Head Bridge   | Hilton Head Toll Bridge Authority  | 111  | 151   | -   | 107   | -   | 6   | -  | -  | 113   |
| Texas          | Dallas-Fort Worth Turnpike <sup>24/</sup>  | Texas Turnpike Authority   | 21,634   | 2,731   | -   | 636   | -   | 327   | 53   | 42   | 1,058   |
| Virginia       | Yorktown Bridge, James River Bridges, Rappahannock Bridge and Hampton Roads Tunnel <sup>25/</sup><br>Elizabeth River Bridge and Tunnel<br>Richmond-Petersburg Turnpike<br>Old Dominion Turnpike<br>Irvington, Jamestown, and Hopewell Ferries<br>Chesapeake Bay Ferry System<br>Chesapeake Bay Ferry System<br>Total | Virginia Department of Highways<br>Elizabeth River Tunnel District<br>Richmond-Petersburg Turnpike Authority<br>Old Dominion Turnpike Authority<br>Virginia Department of Highways<br>Virginia Department of Highways<br>Chesapeake Bay Ferry District                                       | 38,883<br>2,042<br>51,766<br>8<br>-<br>300<br>18,846<br>111,845      | 3,675<br>1,240<br>4,761<br>-<br>-<br>-<br>1,029<br>10,705     | -<br>-<br>-<br>-<br>231<br>-<br>-<br>231        | 3,940<br>2,657<br>-<br>-<br>260<br>1,400<br>4,574<br>12,831 | -<br>-<br>-<br>-<br>-<br>-<br>-<br>-          | 899<br>56<br>1,347<br>-<br>-<br>-<br>169<br>2,471 | 9<br>-<br>-<br>-<br>-<br>67<br>207<br>283        | 109<br>315<br>3<br>-<br>-<br>4<br>-<br>431                         | 4,957<br>3,028<br>1,350<br>-<br>491<br>1,471<br>4,950<br>16,247 |
| Washington     | Fox Island Bridge<br>Tacoma Narrows Bridge<br>Longview Bridge<br>Puget Sound Ferry System (Washington State Ferries)<br>Vancouver-Portland Bridge<br>Spokane River Bridge<br>Port Washington Narrows Bridge<br>Proposed Bridge and Road Projects<br>Total  | Washington Toll Bridge Authority<br>Washington Toll Bridge Authority<br>Washington Toll Bridge Authority<br>Washington Toll Bridge Authority<br>Washington Toll Bridge Authority<br>Washington Toll Bridge Authority<br>Washington Toll Bridge Authority<br>Washington Toll Bridge Authority | 21<br>89<br>129<br>1,188<br>7,035<br>2,917<br>4,481<br>223<br>16,083 | 214<br>388<br>129<br>876<br>1,052<br>451<br>474<br>-<br>3,584 | -<br>499<br>-<br>-<br>-<br>-<br>-<br>199<br>698 | 59<br>1,217<br>349<br>6,756<br>-<br>-<br>-<br>-<br>8,381    | -<br>-<br>-<br>-<br>-<br>502<br>-<br>-<br>502 | 7<br>8<br>3<br>44<br>178<br>95<br>151<br>1<br>487 | -<br>-<br>-<br>114<br>-<br>-<br>12<br>-<br>1,242 | 26/ 1,115<br>-<br>1<br>6,914<br>178<br>597<br>163<br>200<br>11,310 |   |
| West Virginia  | Staubenville, Aetnville, and Silver Bridges<br>Winfield Bridge <sup>27/</sup><br>West Virginia Turnpike<br>Total   | West Virginia State Road Commission<br>West Virginia State Road Commission<br>West Virginia Turnpike Commission  | 311<br>-<br>1,000<br>1,311   | 30<br>-<br>2,536<br>2,566                                     | -<br>-<br>-<br>-                                | -<br>3<br>3,394<br>3,397                                    | -<br>1,376<br>-<br>1,376                      | -<br>4<br>95<br>99                                | -<br>-<br>181<br>181                             | -<br>-<br>36<br>36   | -<br>1,383<br>3,706<br>5,089                                    |
| Summary        | Total Bridge and Tunnel Facilities<br>Total Road Facilities<br>Total Ferry Facilities<br>GRAND TOTAL   |  | 319,423<br>734,464<br>21,072<br>1,074,959                            | 106,184<br>262,151<br>1,928<br>370,263                        | 8,554<br>294<br>1,257<br>10,105                 | 119,671<br>165,745<br>17,023<br>302,439                     | 109,156<br>140,465<br>-<br>249,621            | 9,357<br>25,792<br>213<br>35,362                  | 568<br>16,097<br>275<br>16,940                   | 2,085<br>20,786<br>121<br>22,992                                   | 249,391<br>369,179<br>18,889<br>637,459                         |

Highway Finance

<sup>1/</sup> See Tables SF-1 and 2 for general note on SF series. Tables SF-3B and 4B are concerned solely with receipts and disbursements for State and quasi-State toll facilities, including (A) those owned or operated by State highway departments, (B) those the title of which will ultimately be vested in the State, and (C) other major facilities that have more than local importance. Former toll facilities, now toll-free, are included where bonded indebtedness is still outstanding. Other facilities for which no tolls are shown were under construction, or preliminary costs had been incurred during the year. Privately-owned toll facilities and quasi-public facilities operated by or for counties, local road and bridge districts, and municipalities have been omitted.

<sup>2/</sup> Interstate or international authorities are marked with an asterisk.

<sup>3/</sup> Includes funds of special toll authorities as well as State highway department funds dedicated for toll facility construction, maintenance, operation, and debt service.

<sup>4/</sup> Includes \$1,397,000 of Federal funds expended on toll-free sections.

<sup>5/</sup> Includes receipts and balances for Charter Oak Bridge transferred to Authority December 31, 1956.

<sup>6/</sup> Cortez Bridge opened to traffic March 1957; Palma Sola Bridge opened September 1957.

<sup>7/</sup> Opened to traffic January 1957.

<sup>8/</sup> Reimbursement from Cook County for funds spent by Toll Authority on portion of turnpike now toll-free.

<sup>9/</sup> Patapsco Tunnel opened to traffic November 1957.

<sup>10/</sup> Opened to traffic May 1957.

<sup>11/</sup> Machine Bridge opened to traffic November 1957. Ferry discontinued operations same time.

<sup>12/</sup> 14 additional miles of eastern and central sections opened to traffic September 1957.

<sup>13/</sup> 9.5-mile New York Thruway Extension opened July and August 1957.

<sup>14/</sup> Kingston Bridge opened to traffic February 1957. Kingston-Rhinecliff Ferry ceased operations January 1957. Newburgh-Beacon Ferry acquired April 1, 1956.

<sup>15/</sup> Third Tube, Lincoln Tunnel opened May 1957. Highway transactions of Port Authority estimated from data contained in annual reports of the Authority.

<sup>16/</sup> 41 miles of Erie Section opened August 1957; 28.8 miles in December 1957. 2.5-mile Garden State Parkway Extension opened August 1957.

<sup>17/</sup> Includes \$13,084,000 of Federal funds expended on toll-free sections.

<sup>18/</sup> Purchased in September 1957 (Portsmouth-Fullerton Bridge).

<sup>19/</sup> Includes Federal funds of \$304,000.

<sup>20/</sup> Will Rogers Section opened to traffic June 1957.

<sup>21/</sup> Walt Whitman (Gloucester) Bridge opened to traffic May 1957.

<sup>22/</sup> All bridges made toll-free May 1957.

<sup>23/</sup> 47-mile section of Northeastern Extension opened April 1957. Final 15.5-mile section opened November 1957.

<sup>24/</sup> Opened to traffic August 1957.

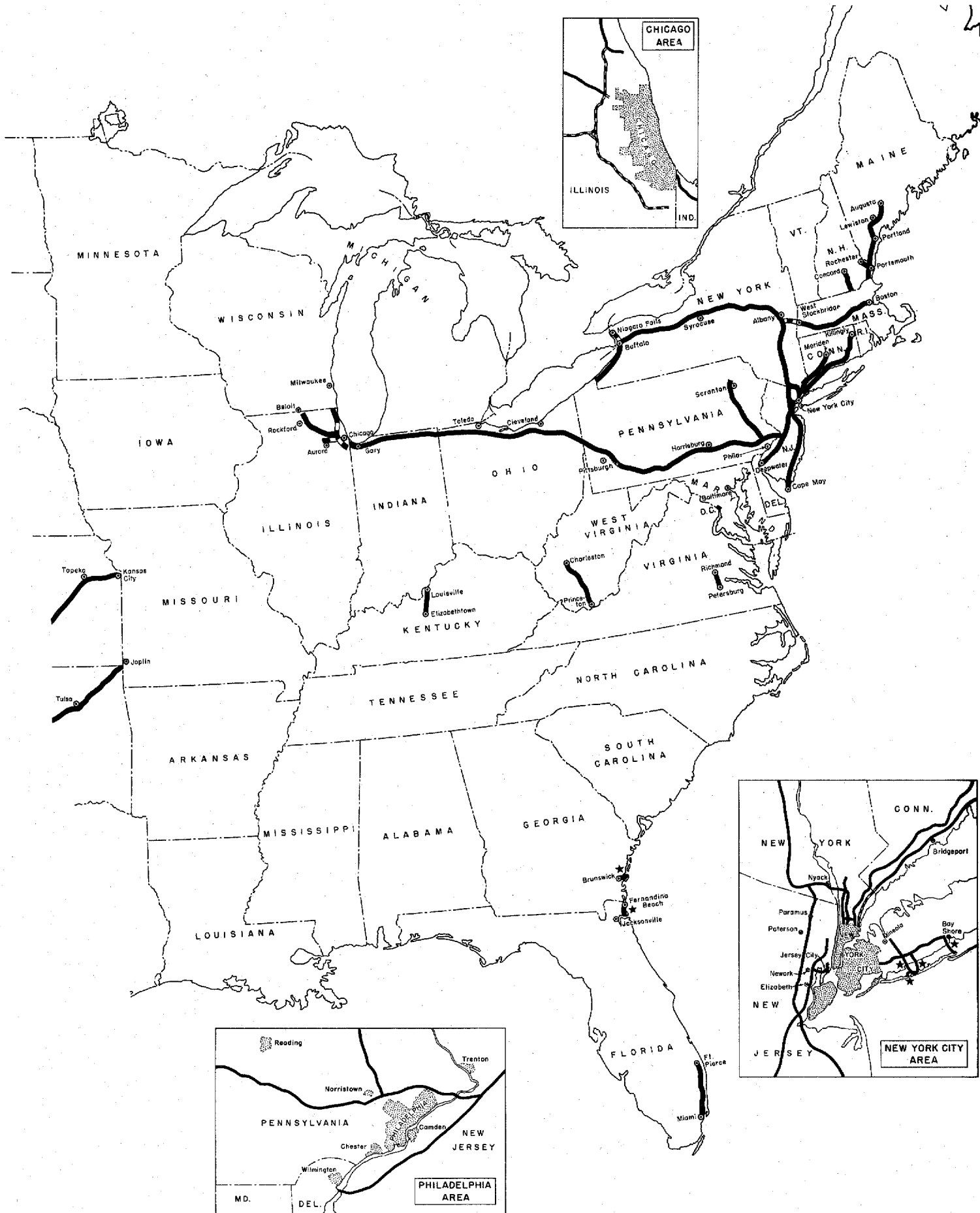
<sup>25/</sup> Rappahannock Bridge opened to traffic August 1957; Hampton Roads Tunnel November 1957.

<sup>26/</sup> Pierce County funds applied to debt redemption.

<sup>27/</sup> Opened to traffic December 1957.







DISBURSEMENTS FOR TOLL ROAD AND CROSSING FACILITIES-1957 <sup>1/</sup>

Compiled for calendar year  
from reports of State authorities

TABLE SF-4B, 1957  
SHEET 1 OF 3  
ISSUED OCTOBER 1958

| STATE   | NAME OF FACILITY                                | CAPITAL<br>OUTLAY | MAINTEN-<br>ANCE<br>AND<br>OPERATION<br>2/ | ADMINIS-<br>TRATION<br>AND<br>MISCEL-<br>LANEOUS | HIGHWAY<br>POLICE | INTEREST<br>ON<br>OBLIGA-<br>TIONS | RETIRE-<br>MENT OF<br>OBLIGA-<br>TIONS | SUBTOTAL,<br>DIRECT<br>EXPENDI-<br>TURES | FUND<br>TRANSFERS<br>TO<br>STATE<br>OR FOR<br>OTHER<br>PURPOSES | TOTAL<br>DISBURSE-<br>MENTS | BALANCES ON<br>DECEMBER 31, 1957 3/                         |                                    |
|---|---|-------------------|--|--|-------------------|------------------------------------|--|--|---|-----------------------------|---|------------------------------------|
|   |   |                   |  |  |                   |                                    |  |  |   |                             | RESERVES<br>FOR<br>CONSTRUC-<br>TION,<br>OPERATION,<br>ETC. | RESERVES<br>FOR<br>DEBT<br>SERVICE |
|   |   | 1,000<br>Dollars  | 1,000<br>Dollars                           | 1,000<br>Dollars                                 | 1,000<br>Dollars  | 1,000<br>Dollars                   | 1,000<br>Dollars                       | 1,000<br>Dollars                         | 1,000<br>Dollars  | 1,000<br>Dollars            | 1,000<br>Dollars  | 1,000<br>Dollars                   |
| California  | San Francisco-Oakland Bay Bridge                | 1,036             | 2,329                                      | 293  | -                 | -                                  | -                                      | 3,658                                    | 4/ 5,018  | 8,676                       | 22,485  | -                                  |
|   | San Mateo-Alameda Bridges                       | -                 | 1,150                                      | 138  | -                 | 152                                | 752                                    | 2,192                                    | -   | 2,192                       | 721   | 873                                |
|   | Richmond-San Rafael Bridge                      | 1,593             | 261  | 283  | -                 | 2,424                              | -                                      | 4,561                                    | -   | 4,561                       | -634  | 631                                |
|   | San Francisco Bay-South Crossing                | -                 | 276  | -  | -                 | -                                  | -                                      | 276                                      | -   | 276                         | 264   | -                                  |
|   | Carquinez Straits Bridge                        | 15,748            | -  | -  | -                 | 1,746                              | -                                      | 17,494                                   | -   | 17,494                      | 14,749  | 3,680                              |
|   | Martinez-Benecia Ferry                          | -                 | 235  | -  | -                 | -                                  | -                                      | 235                                      | -   | 235                         | -   | -                                  |
|   | Total   | 18,653            | 3,975                                      | 714  | -                 | 4,322                              | 752                                    | 28,416                                   | 5,018   | 33,434                      | 37,585  | 5,184                              |
| Colorado  | Denver Boulder Turnpike                         | 12                | 109  | 10   | -                 | 169                                | 120                                    | 420                                      | -   | 420                         | -   | 894                                |
| Connecticut                                       | Groton-New London Bridge                        | -                 | 320  | -  | -                 | 45                                 | 220                                    | 585                                      | -   | 585                         | 152   | 1,478                              |
|   | Old Lyme-Old Saybrook Bridge                    | -                 | 181  | -  | -                 | 63                                 | 150                                    | 394                                      | -   | 394                         | 163   | 475                                |
|   | Merritt and Wilbur Cross Parkways               | 14                | 617  | 1  | -                 | 6                                  | 500                                    | 1,138                                    | 5/ 7,126  | 8,264                       | 2,465   | -                                  |
|   | Rocky Hill-Glastonbury, Chester-Hadlyme Ferries | -                 | 98   | -  | -                 | -                                  | -                                      | 98                                       | -   | 98                          | -   | -                                  |
|   | Windsor Locks-Enfield Expressway                | -                 | -  | -  | -                 | -                                  | -                                      | -  | -   | -                           | -5  | -                                  |
|   | Connecticut Turnpike (Greenwich-Killingly)      | 174,929           | -  | 849  | -                 | 8,345                              | -                                      | 184,123                                  | -   | 184,123                     | -40,887   | 16,292                             |
| Various Toll Bridges (Greater Hartford Br. Auth.) | 13,950  | 613               | 365  | -  | 1,397             | 160                                | 16,395                                 | 6/ 3,033                                 | 19,428  | 9,960                       | 4,783   |                                    |
|   | Total   | 188,893           | 1,829                                      | 1,215  | -                 | 9,766                              | 1,030                                  | 202,733                                  | 10,159  | 212,892                     | -28,152   | 23,028                             |
| Delaware  | Delaware Memorial Bridge                        | 26                | 1,181                                      | 301  | -                 | 1,150                              | 5,631                                  | 8,289                                    | -   | 8,289                       | 1,298   | 4,557                              |
| Florida   | Sunshine Skyway (Lower Tampa Bay Bridge)        | 21                | 125  | 2  | -                 | 661                                | 1,515                                  | 2,324                                    | -   | 2,324                       | 277   | 1,731                              |
|   | Manatee County Bridges                          | 874               | 42   | -  | -                 | 222                                | 25                                     | 1,163                                    | -   | 1,163                       | 645   | 559                                |
|   | Pensacola Beach Bridge                          | -                 | 18   | 19   | -                 | 43                                 | 45                                     | 125                                      | -   | 125                         | 1   | 127                                |
|   | Buccaneer Trail                                 | -                 | 154  | -  | -                 | 138                                | -                                      | 292                                      | -   | 292                         | 10  | 67                                 |
|   | Jacksonville Expressway System                  | 1,431             | 178  | 31   | -                 | 2,204                              | 20,044                                 | 23,888                                   | -   | 23,888                      | 38,704  | 14,191                             |
|   | Martin County Bridges                           | 2,056             | -  | -  | -                 | 82                                 | -                                      | 2,138                                    | -   | 2,138                       | 291   | 182                                |
|   | Sunshine State Parkway                          | 12,971            | 763  | 417  | 262               | 2,370                              | 1,953                                  | 18,736                                   | 7/ 1,405  | 20,141                      | 3,782   | 6,650                              |
|   | Franklin County Ferries                         | -                 | 60   | -  | -                 | -                                  | -                                      | 60                                       | -   | 60                          | -   | -                                  |
|   | Total   | 17,353            | 1,340                                      | 469  | 262               | 5,720                              | 23,582                                 | 48,726                                   | 1,405   | 50,131                      | 43,710  | 23,507                             |
| Georgia   | Turtle River Bridge                             | 532               | 116  | -  | -                 | 220                                | 761                                    | 1,629                                    | -   | 1,629                       | 788   | -                                  |
| Illinois  | Northern Illinois Toll Highway                  | 137,327           | -  | 830  | -                 | 14,950                             | 33,419                                 | 186,526                                  | -   | 186,526                     | 172,081   | 31,830                             |
| Indiana   | Wabash Memorial Bridge                          | 35                | 49   | -  | -                 | -                                  | -                                      | 84                                       | 50  | 134                         | 257   | -                                  |
|   | Indiana Turnpike                                | 14,690            | 3,057                                      | 778  | 456               | 9,863                              | -                                      | 28,844                                   | -   | 28,844                      | 33,823  | 11,020                             |
|   | Total   | 14,725            | 3,106                                      | 778  | 456               | 9,863                              | -                                      | 28,928                                   | 50  | 28,978                      | 34,080  | 11,020                             |
| Kansas  | Kansas Turnpike                                 | 10,850            | 1,312                                      | 464  | 205               | 5,690                              | 2,926                                  | 21,447                                   | -   | 21,447                      | 17,210  | 13,544                             |
| Kentucky  | Kentucky Turnpike                               | 1,563             | 257  | 77   | 52                | 1,309                              | -                                      | 3,258                                    | -   | 3,258                       | 2,214   | 1,272                              |
|   | Shawneetown and Suspension Bridges              | 466               | 90   | -  | -                 | 308                                | 90                                     | 954                                      | -   | 954                         | 425   | 1,211                              |
|   | Total   | 2,029             | 347  | 77   | 52                | 1,617                              | 90                                     | 4,212                                    | -   | 4,212                       | 2,639   | 2,483                              |
| Louisiana   | Mississippi River Bridge (New Orleans)          | 22,665            | -  | 107  | -                 | 2,352                              | -                                      | 25,124                                   | -   | 25,124                      | 21,403  | 4,680                              |
| Maine   | Augusta Bridge                                  | -                 | 57   | -  | -                 | -                                  | -                                      | 57                                       | 143   | 200                         | 38  | -                                  |
|   | Carlton Bridge                                  | -                 | -  | -  | -                 | 17                                 | 35                                     | 52                                       | -   | 52                          | -   | 216                                |
|   | Deer Isle-Sedgwick Bridge                       | -                 | 18   | -  | -                 | 10                                 | 20                                     | 48                                       | -   | 48                          | -   | 54                                 |
|   | Bangor-Brewer Bridge                            | 3                 | 48   | -  | -                 | 43                                 | 50                                     | 144                                      | -   | 144                         | -   | 124                                |
|   | Jonesport Reach Bridge                          | 631               | -  | -  | -                 | 29                                 | 40                                     | 700                                      | -   | 700                         | 280   | -                                  |
|   | Maine Turnpike System                           | 1,167             | 857  | 230  | -                 | 3,161                              | -                                      | 5,415                                    | -   | 5,415                       | 3,451   | 2,197                              |
|   | Total   | 1,801             | 980  | 230  | -                 | 3,280                              | 145                                    | 6,416                                    | 143   | 6,559                       | 3,769   | 2,991                              |

# DISBURSEMENTS FOR TOLL ROAD AND CROSSING FACILITIES-1957 <sup>1</sup>

Compiled for calendar year  
from reports of State authorities

TABLE SF-4B, 1957  
SHEET 2 OF 3  
ISSUED OCTOBER 1958

| STATE         | NAME OF FACILITY  | CAPITAL<br>OUTLAY  | MAINTENANCE<br>AND<br>OPERATION<br><sup>2</sup>                               | ADMINISTRATION<br>AND<br>MISCELLANEOUS             | HIGHWAY<br>POLICE                                 | INTEREST<br>ON<br>OBLIGATIONS   | RETIREMENT OF<br>OBLIGATIONS                                      | SUBTOTAL,<br>DIRECT<br>EXPENDITURES  | FUND<br>TRANSFERS<br>TO<br>STATE<br>OR FOR<br>OTHER<br>PURPOSES | TOTAL<br>DISBURSEMENTS   | BALANCES ON<br>DECEMBER 31, 1957 <sup>3</sup>                                     |   |
|---------------|---|--|---|--|---|---|---|--|---|--|---|---|
|               |   |  |   |  |   |   |   |  |   |  | RESERVES<br>FOR<br>CONSTRUCTION,<br>OPERATION,<br>ETC.                            | RESERVES<br>FOR<br>DEBT<br>SERVICE  |
|               |   | 1,000<br>Dollars   | 1,000<br>Dollars  | 1,000<br>Dollars                                   | 1,000<br>Dollars                                  | 1,000<br>Dollars  | 1,000<br>Dollars  | 1,000<br>Dollars   | 1,000<br>Dollars  | 1,000<br>Dollars   | 1,000<br>Dollars  | 1,000<br>Dollars  |
| Maryland      | Susquehanna, Potomac, and Chesapeake Bay Bridges;<br>and Patapsco Tunnel<br>Williamsport Bridge<br>Total  | 52,394<br>-<br>-<br>52,394   | 595<br>51<br>-<br>646   | 195<br>-<br>-<br>195                               | -<br>-<br>-<br>-                                  | 5,064<br>-<br>-<br>5,064  | 8,035<br>-<br>-<br>8,035  | 66,283<br>51<br>-<br>66,334  | -<br>232<br>-<br>232  | 66,283<br>283<br>-<br>66,566   | 29,008<br>28<br>-<br>29,036   | 13,256<br>-<br>-<br>13,256  |
| Massachusetts | Mystic River Bridge<br>Massachusetts Turnpike<br>Total  | 12<br>37,367<br>37,379   | 432<br>718<br>1,150   | 113<br>683<br>796                                  | -<br>180<br>180                                   | 714<br>7,908<br>8,622   | 1,155<br>-<br>1,155   | 2,426<br>46,856<br>49,282  | -<br>-<br>-   | 2,426<br>46,856<br>49,282  | 822<br>24,200<br>25,022   | 1,857<br>8,707<br>10,564  |
| Michigan      | Blue Water International Bridge<br>Mackinac Straits Bridge<br>Mackinac-St. Ignace Ferry<br>Michigan Turnpike System<br>Total  | 414<br>20,497<br>12<br>-<br>20,923                                     | 260<br>52<br>3,329<br>-<br>3,641  | 39<br>146<br>134<br>31<br>350                      | -<br>-<br>-<br>-<br>-                             | 9<br>4,242<br>-<br>-<br>4,251   | 7<br>-<br>-<br>-<br>7   | 729<br>24,937<br>3,475<br>31<br>29,172   | -<br>-<br>-<br>-<br>-   | 729<br>24,937<br>3,475<br>31<br>29,172   | 236<br>2,233<br>1,019<br>83<br>3,571  | 33<br>3,620<br>-<br>-<br>3,653  |
| Mississippi   | Pasagoula Bridge<br>Bay St. Louis Bridge<br>Total   | -<br>-<br>-  | 36<br>33<br>69  | 3<br>25<br>28                                      | -<br>-<br>-                                       | 309<br>290<br>599   | 1,026<br>766<br>1,792   | 1,374<br>1,114<br>2,488  | -<br>-<br>-   | 1,374<br>1,114<br>2,488  | 24<br>60<br>84  | 853<br>830<br>1,683   |
| Missouri      | Paseo Bridge (Kansas City)<br>Tiptonville Ferry<br>Total  | 9<br>-<br>9  | 58<br>52<br>110   | 45<br>9<br>54                                      | -<br>-<br>-                                       | 566<br>10<br>576  | 501<br>-<br>501   | 1,179<br>71<br>1,250   | -<br>-<br>-   | 1,179<br>71<br>1,250   | 255<br>7<br>262   | 824<br>18<br>842  |
| New Hampshire | Hampton Harbor Bridge<br>Maine-New Hampshire Interstate Bridge<br>New Hampshire Turnpike System<br>Total  | -<br>52<br>7,474<br>7,526  | 254<br>191<br>647<br>1,092  | -<br>19<br>-<br>19                                 | -<br>-<br>62<br>62                                | 9<br>38<br>696<br>743   | 50<br>337<br>590<br>977   | 313<br>637<br>9,469<br>10,419  | -<br>-<br>-<br>-  | 313<br>637<br>9,469<br>10,419  | -12<br>58<br>-12,861<br>-12,815   | 187<br>362<br>175<br>724  |
| New Jersey    | Various Toll Bridges (Joint Toll Bridge Commission)<br>New Jersey Turnpike System<br>Garden State Parkway<br>Total  | 11<br>12,682<br>11,108<br>23,801                                       | 700<br>4,456<br>2,561<br>7,717  | 211<br>1,110<br>1,041<br>2,362                     | -<br>914<br>763<br>1,677                          | 583<br>14,827<br>9,897<br>25,307                                      | 1,911<br>12,781<br>-<br>14,692                                    | 3,416<br>46,770<br>25,370<br>75,556  | -<br>-<br>-<br>-  | 3,416<br>46,770<br>25,370<br>75,556  | 830<br>26,854<br>10,516<br>38,200   | 2,041<br>38,720<br>16,692<br>57,453                                       |
| New York      | Kingston, Rip Van Winkle, Mid-Hudson, and Bear<br>Mountain Bridges; Newburgh-Beacon Ferry<br>Rouses Point and Crown Point Bridges<br>Thousand Islands Bridge<br>Peace Bridge<br>Rainbow Bridge<br>Holland and Lincoln Tunnels, George Washington and<br>Staten Island Bridges<br>Meadowbrook, Loop, Wantagh, and Captree Causeways;<br>and Southern State Parkway<br>Veterans Memorial Highway<br>New York Thruway<br>Total | 2,178<br>-<br>99<br>387<br>-<br>15,800<br>-<br>-<br>118,557<br>137,021 | 1,119<br>83<br>121<br>655<br>242<br>15,950<br>3,703<br>194<br>8,548<br>30,615 | 70<br>13<br>91<br>61<br>60<br>-<br>-<br>517<br>812 | -<br>-<br>-<br>-<br>-<br>-<br>-<br>1,051<br>1,051 | 522<br>-<br>25<br>8<br>30<br>1,847<br>1,209<br>24<br>20,844<br>24,509 | 783<br>-<br>687<br>154<br>312<br>5,870<br>743<br>43<br>-<br>8,592 | 4,672<br>96<br>1,023<br>1,265<br>644<br>39,467<br>5,655<br>261<br>149,517<br>202,600 | -<br>-<br>-<br>215<br>-<br>8/ 11,574<br>-<br>13<br>-<br>11,802  | 4,672<br>96<br>1,023<br>1,480<br>644<br>51,041<br>5,655<br>274<br>149,517<br>214,402 | 5,597<br>338<br>139<br>222<br>304<br>12,963<br>-9,209<br>49<br>-70,036<br>-59,633 | 1,203<br>-<br>598<br>300<br>539<br>12,362<br>949<br>47<br>7,558<br>23,556 |
| Ohio          | Steubenville-Wiarton, Portsmouth-Fullerton Bridges<br>Ohio Turnpike<br>Total  | 3,669<br>1,044<br>4,713  | 124<br>3,815<br>3,939   | 25<br>1,007<br>1,032                               | -<br>804<br>804                                   | -<br>10,595<br>10,595   | -<br>-<br>-   | 3,818<br>17,265<br>21,083  | -<br>-<br>-   | 3,818<br>17,265<br>21,083  | 419<br>5,698<br>6,117   | 85<br>6,197<br>6,282  |
| Oklahoma      | Oklahoma Turnpike System  | 9,938  | 877   | 344  | 131   | 3,829   | -   | 15,119   | -   | 15,119   | 11,440  | 5,722   |
| Oregon        | Astoria-Megler Ferry  | -  | 277   | 46   | -   | -   | -   | 323  | -   | 323  | -   | -   |

Highway Finance

# DISBURSEMENTS FOR TOLL ROAD AND CROSSING FACILITIES-1957<sup>1/</sup>

Compiled for calendar year  
from reports of State authorities

TABLE SF-4B, 1957  
SHEET 3 OF 3  
ISSUED OCTOBER 1958

122

Highway Statistics, 1957

| STATE          | NAME OF FACILITY   | CAPITAL<br>OUTLAY | MAINTENANCE<br>AND<br>OPERATION<br><sup>2/</sup> | ADMINIS-<br>TRATION<br>AND<br>MISCEL-<br>LANEOUS | HIGHWAY<br>POLICE | INTEREST<br>ON<br>OBLIGA-<br>TIONS | RETIRE-<br>MENT OF<br>OBLIGA-<br>TIONS | SUBTOTAL,<br>DIRECT<br>EXPEN-<br>DITURES | FUND<br>TRANSFERS<br>TO<br>STATE<br>OR FOR<br>OTHER<br>PURPOSES | TOTAL<br>DISBURSE-<br>MENTS | BALANCES ON<br>DECEMBER 31, 1957 <sup>3/</sup>              |                                    |
|----------------|--|-------------------|--|--|-------------------|------------------------------------|--|--|---|-----------------------------|---|------------------------------------|
|                |  |                   |  |  |                   |                                    |  |  |   |                             | RESERVES<br>FOR<br>CONSTRUC-<br>TION,<br>OPERATION,<br>ETC. | RESERVES<br>FOR<br>DEBT<br>SERVICE |
|                |  | 1,000<br>Dollars  | 1,000<br>Dollars                                 | 1,000<br>Dollars                                 | 1,000<br>Dollars  | 1,000<br>Dollars                   | 1,000<br>Dollars                       | 1,000<br>Dollars                         | 1,000<br>Dollars  | 1,000<br>Dollars            | 1,000<br>Dollars  | 1,000<br>Dollars                   |
| Pennsylvania   | Delaware River Bridges (Camden and Gloucester)                                     | 12,419            | 1,663  | 757  | -                 | 3,410                              | 2,060                                  | 20,309                                   | 9/ 227  | 20,536                      | 23,573  | 16,589                             |
|                | Various State Toll Bridges   | -                 | 309  | -  | -                 | 40                                 | 700                                    | 1,049                                    | -   | 1,049                       | -   | 2,840                              |
|                | Tarentum Bridge  | -                 | 52   | -  | -                 | -                                  | -                                      | 52                                       | -   | 52                          | 727   | -                                  |
|                | Pennsylvania Turnpike System   | 31,032            | 5,560  | 1,645  | 1,186             | 14,335                             | 11,860                                 | 65,618                                   | -   | 65,618                      | 67,215  | 17,934                             |
|                | Total  | 43,451            | 7,584  | 2,402  | 1,186             | 17,785                             | 14,620                                 | 87,028                                   | 227   | 87,255                      | 91,515  | 37,363                             |
| Rhode Island   | Jamestown Bridge   | -                 | 86   | 36   | -                 | 20                                 | 93                                     | 235                                      | -   | 235                         | 68  | 101                                |
|                | Mt. Hope Bridge  | -                 | 76   | 20   | -                 | 112                                | 237                                    | 445                                      | -   | 445                         | 334   | 250                                |
|                | Rhode Island Turnpike and Bridge   | -                 | -  | 10   | -                 | -                                  | -                                      | 10                                       | -   | 10                          | -   | -                                  |
|                | Jamestown Ferry  | 27                | 491  | -  | -                 | -                                  | -                                      | 518                                      | -   | 518                         | -   | -                                  |
|                | Total  | 27                | 653  | 66   | -                 | 132                                | 330                                    | 1,208                                    | -   | 1,208                       | 402   | 351                                |
| South Carolina | Hilton Head Bridge   | 25                | 20   | 11   | -                 | 108                                | -                                      | 164                                      | -   | 164                         | 115   | 96                                 |
| Texas          | Dallas-Fort Worth Turnpike   | 18,427            | 455  | 226  | 46                | 1,663                              | -                                      | 20,817                                   | -   | 20,817                      | 3,538   | 1,068                              |
| Virginia       | Yorktown Bridge, James River Bridges, Rappahannock Bridge and Hampton Roads Tunnel | 30,143            | 591  | 213  | -                 | 2,857                              | 300                                    | 34,104                                   | -   | 34,104                      | 9,906   | 3,505                              |
|                | Elizabeth River Bridge and Tunnel  | 29                | 692  | 131  | -                 | 703                                | 1,339                                  | 2,894                                    | -   | 2,894                       | 2,095   | 1,321                              |
|                | Richmond-Petersburg Turnpike   | 37,031            | -  | 148  | -                 | 2,380                              | -                                      | 39,559                                   | -   | 39,559                      | 15,937  | 2,381                              |
|                | Old Dominion Turnpike  | -                 | -  | 8  | -                 | -                                  | -                                      | 8  | -   | 8                           | -   | -                                  |
|                | Irvington, Jamestown and Hopewell Ferries  | -                 | 491  | -  | -                 | -                                  | -                                      | 491                                      | -   | 491                         | -   | -                                  |
|                | Chesapeake Bay Ferry System  | -                 | 1,417  | 54   | -                 | -                                  | -                                      | 1,471                                    | -   | 1,471                       | 300   | -                                  |
|                | Chesapeake Bay Ferry System (District)   | 16,308            | 2,735  | 619  | -                 | 850                                | -                                      | 20,512                                   | -   | 20,512                      | 2,925   | 1,388                              |
|                | Total  | 83,511            | 5,926  | 1,173  | -                 | 6,790                              | 1,639                                  | 99,039                                   | -   | 99,039                      | 31,163  | 8,595                              |
| Washington     | Fox Island Bridge  | -                 | 20   | -  | -                 | 44                                 | 1,334                                  | 1,398                                    | -   | 1,398                       | 18  | -                                  |
|                | Tacoma Narrows Bridge  | -                 | 499  | -  | -                 | 379                                | 789                                    | 1,667                                    | -   | 1,667                       | 103   | 431                                |
|                | Longview Bridge  | -                 | 47   | 55   | -                 | 71                                 | 243                                    | 416                                      | -   | 416                         | 125   | 70                                 |
|                | Puget Sound Ferry System (Washington State Ferries)                                | 67                | 6,241  | -  | -                 | 292                                | 239                                    | 6,839                                    | -   | 6,839                       | 1,088   | 1,051                              |
|                | Vancouver-Portland Bridge  | 4,417             | -  | -  | -                 | 294                                | -                                      | 4,711                                    | -   | 4,711                       | 2,767   | 787                                |
|                | Spokane River Bridge   | 2,392             | -  | -  | -                 | 200                                | -                                      | 2,592                                    | -   | 2,592                       | 1,104   | 269                                |
|                | Port Washington Narrows Bridge   | 839               | -  | -  | -                 | 235                                | -                                      | 1,074                                    | -   | 1,074                       | 3,792   | 252                                |
|                | Proposed Bridge and Road Projects  | 324               | -  | 195  | -                 | -                                  | -                                      | 519                                      | -   | 519                         | -96   | -                                  |
|                | Total  | 8,039             | 6,807  | 250  | -                 | 1,515                              | 2,605                                  | 19,216                                   | -   | 19,216                      | 8,901   | 2,860                              |
| West Virginia  | Steubenville, Aetnaville, and Silver Bridges                                       | -                 | 71   | -  | -                 | -                                  | -                                      | 71                                       | -   | 71                          | 240   | 30                                 |
|                | Winfield Bridge  | -                 | -  | -  | -                 | 83                                 | -                                      | 83                                       | -   | 83                          | 1,203   | 97                                 |
|                | West Virginia Turnpike   | 183               | 427  | 83   | 135               | 5,156                              | -                                      | 5,984                                    | -   | 5,984                       | 925   | 333                                |
| Total          | 183  | 498               | 83   | 135  | 5,239             | -                                  | 6,138                                  | -  | 6,138   | 2,368                       | 460   |                                    |
| Summary        | Total Bridge and Tunnel Facilities   | 207,453           | 31,858   | 4,073  | -                 | 35,890                             | 58,227                                 | 337,501                                  | 20,492  | 357,993                     | 211,865   | 105,140                            |
|                | Total Road Facilities  | 638,366           | 39,087   | 10,509   | 6,247             | 139,364                            | 64,935                                 | 898,508                                  | 8,544   | 907,052                     | 268,493   | 190,249                            |
|                | Total Ferry System   | 16,414            | 15,426   | 862  | -                 | 1,152                              | 239                                    | 34,093                                   | -   | 34,093                      | 5,339   | 2,457                              |
|                | GRAND TOTAL  | 862,233           | 86,371   | 15,444   | 6,247             | 176,406                            | 123,401                                | 1,270,102                                | 29,036  | 1,299,138                   | 485,697   | 297,846                            |

<sup>1/</sup> See Tables SF-1 and 2 for general note on SF series. Tables SF-3B and 4B are concerned with receipts and disbursements for State and quasi-State toll facilities, including (A) those owned or operated by State highway departments, (B) those the title of which will ultimately be vested in the State, and (C) other major facilities that have more than local importance. Former toll facilities, now toll-free, are included where bonded indebtedness is still outstanding. Other facilities for which no tolls are shown were under construction, or preliminary costs had been incurred during the year. Privately-owned toll facilities and quasi-public facilities operated by or for counties, local road and bridge districts, and municipalities have been omitted.

<sup>2/</sup> Includes costs of toll collection.

<sup>3/</sup> Includes funds of special toll authorities as well as State highway department funds dedicated for toll facility construction, maintenance, operation, and debt service.

<sup>4/</sup> Payment to Department of Public Works in partial reimbursement for maintenance and operation expenditures, 1936-1955.

<sup>5/</sup> Surplus operating revenues transferred to State Highway Fund.

<sup>6/</sup> Reimbursement to State for work done on free bridge taken over by Authority and converted to a toll bridge.

<sup>7/</sup> Payment to State Road Department for Authority's share of Palmetto feeder road cost.

<sup>8/</sup> Toll revenue in excess of estimated highway expenditures, considered to have been allocated to other than highway facilities of the Port of New York Authority.

<sup>9/</sup> Port development expense.

**LOCAL ROAD FINANCE—1956**  
**RECEIPTS OF THE LOCAL RURAL UNITS FOR HIGHWAYS<sup>1/</sup>**

TABLE LP-1, 1956  
 (Formerly LP-R-1)  
 ISSUED DECEMBER 1956

Based primarily upon reports prepared by the State highway departments from State and local records

501811 O-59-9

| STATE                        | LOCAL REVENUE          |                     |                |                                   |   |               |               |                | TRANSFERS FROM URBAN PLACES | TRANSFERS FROM STATE |                     |                | TRANSFERS FROM FEDERAL GOVERNMENT <sup>4/</sup> | BORROWINGS     |               |                | TOTAL RECEIPTS   |
|------------------------------|------------------------|---------------------|----------------|-----------------------------------|---|---------------|---------------|----------------|-----------------------------|----------------------|---------------------|----------------|---|----------------|---------------|----------------|------------------|
|                              | PROPERTY TAXES         |                     |                | APPROPRIATIONS FROM GENERAL FUNDS | LOCAL HIGHWAY-USER IMPCOSTS <sup>2/</sup> | TOLLS         | MISCELLANEOUS | TOTAL          |                             | HIGHWAY-USER IMPOSTS | OTHER <sup>3/</sup> | TOTAL          |   | LONG TERM      | SHORT TERM    | TOTAL          |                  |
|                              | ROAD AND BRIDGE LEVIES | SPECIAL ASSESSMENTS | TOTAL          |                                   |   |               |               |                |                             |                      |                     |                |   |                |               |                |                  |
|                              | 1,000 Dollars          | 1,000 Dollars       | 1,000 Dollars  | 1,000 Dollars                     | 1,000 Dollars                             | 1,000 Dollars | 1,000 Dollars | 1,000 Dollars  | 1,000 Dollars               | 1,000 Dollars        | 1,000 Dollars       | 1,000 Dollars  | 1,000 Dollars                                   | 1,000 Dollars  | 1,000 Dollars | 1,000 Dollars  |                  |
| Alabama <sup>5/</sup>        | 6,646                  | -                   | 6,646          | 906                               | 1,334                                     | -             | 893           | 9,779          | -                           | 30,091               | -                   | 30,091         | 87  | 5,245          | 932           | 6,177          | 46,134           |
| Arizona                      | 686                    | 1,388               | 2,074          | 3,397                             | -   | -             | 1,994         | 7,465          | -                           | 3,621                | 4,78                | 4,099          | 325   | 957            | -             | 957            | 12,846           |
| Arkansas                     | 1,749                  | -                   | 1,749          | 1,941                             | -   | -             | 1,418         | 5,108          | -                           | 6,118                | 463                 | 6,581          | 179   | -              | -             | -              | 11,868           |
| California                   | 8,509                  | -                   | 8,509          | 8,575                             | 10,352                                    | 4,112         | 724           | 32,272         | 162                         | 65,415               | 63                  | 65,478         | 3,815   | 4,601          | -             | 4,601          | 106,328          |
| Colorado                     | 4,961                  | -                   | 4,961          | -                                 | -   | -             | 864           | 5,825          | 3                           | 12,367               | 902                 | 13,269         | 1,451   | -              | -             | -              | 20,548           |
| Connecticut                  | -                      | 9                   | 9              | 4,953                             | -   | -             | 11            | 4,973          | -                           | 4,848                | -                   | 4,848          | -   | -              | 5             | 5              | 9,826            |
| Delaware <sup>5/ 6/</sup>    | -                      | 82                  | 82             | -                                 | -   | -             | -             | 82             | -                           | -                    | -                   | -              | -   | 122            | -             | 122            | 204              |
| Florida                      | 8,585                  | -                   | 8,585          | 1,436                             | -   | 1,537         | 2,485         | 14,043         | 403                         | 13,096               | 3,400               | 16,496         | 53  | 365            | -             | 365            | 31,360           |
| Georgia                      | 11,261                 | -                   | 11,261         | 3,637                             | 1   | 674           | 1,000         | 16,573         | -                           | 9,327                | -                   | 9,327          | 154   | -              | -             | -              | 26,054           |
| Idaho                        | 3,803                  | -                   | 3,803          | 4                                 | -   | -             | 32            | 3,839          | 24                          | 5,774                | -                   | 5,774          | 1,231   | -              | 7             | 7              | 10,875           |
| Illinois                     | 39,016                 | 3,881               | 42,897         | 4,054                             | -   | 153           | 917           | 48,021         | -                           | 36,778               | -                   | 36,778         | -   | 3,239          | 457           | 3,696          | 88,495           |
| Indiana                      | 2,750                  | -                   | 2,750          | 2,241                             | -   | 54            | 1             | 5,046          | -                           | 29,046               | -                   | 29,046         | -   | 701            | -             | 701            | 34,793           |
| Iowa                         | 30,958                 | -                   | 30,958         | 1,265                             | -   | -             | 399           | 32,622         | -                           | 26,466               | 4,003               | 30,469         | -   | -              | -             | -              | 63,091           |
| Kansas                       | 27,288                 | 232                 | 27,520         | 276                               | -   | -             | 864           | 28,660         | -                           | 3,583                | 3,293               | 6,876          | -   | 1,410          | 1,659         | 3,069          | 38,605           |
| Kentucky                     | 3,695                  | -                   | 3,695          | 3,064                             | -   | -             | 315           | 7,074          | -                           | 1,588                | 28                  | 1,616          | -   | 559            | -             | 559            | 9,249            |
| Louisiana                    | 4,054                  | 1,225               | 5,279          | 1,519                             | 32  | 498           | 513           | 7,841          | -                           | 7,593                | 4,619               | 12,212         | 80  | 5,845          | 797           | 6,642          | 26,775           |
| Maine                        | 4,266                  | -                   | 4,266          | -                                 | -   | 105           | 16            | 4,387          | 3                           | 802                  | 180                 | 982            | -   | 45             | 65            | 110            | 5,482            |
| Maryland                     | 172                    | -                   | 172            | 4,835                             | -   | -             | 1,730         | 6,737          | -                           | 6,770                | 48                  | 6,770          | -   | 7,654          | -             | 7,654          | 21,168           |
| Massachusetts                | -                      | 16                  | 16             | 9,743                             | -   | -             | -             | 9,759          | -                           | 4,181                | -                   | 4,181          | -   | 151            | -             | 151            | 14,091           |
| Michigan                     | 1,500                  | 7/ 2,360            | 3,860          | 8/ 6,203                          | -   | 59            | -             | 4,064          | -                           | 64,173               | 4                   | 64,177         | 33  | 2,025          | -             | 2,025          | 80,421           |
| Minnesota                    | 32,992                 | -                   | 32,992         | 1,740                             | -   | -             | 182           | 34,914         | 473                         | 15,938               | 275                 | 16,213         | 386   | 149            | 66            | 215            | 52,201           |
| Mississippi                  | 6,277                  | -                   | 6,277          | 343                               | 839                                       | 632           | 408           | 8,499          | -                           | 21,567               | 3,997               | 25,564         | 259   | 6,774          | 155           | 6,929          | 41,251           |
| Missouri                     | 15,755                 | -                   | 15,755         | 1,296                             | -   | 1,271         | 997           | 19,319         | 20                          | 3,076                | -                   | 3,076          | 50  | 14,241         | 3,141         | 17,382         | 39,847           |
| Montana                      | 5,050                  | 8                   | 5,058          | -                                 | -   | 9             | 192           | 5,259          | -                           | 3,340                | -                   | 3,340          | 285   | -              | -             | -              | 8,884            |
| Nebraska                     | 6,253                  | 70                  | 6,323          | 130                               | -   | 269           | 969           | 7,691          | -                           | 15,522               | -                   | 15,522         | 44  | 123            | -             | 123            | 23,380           |
| Nevada                       | 415                    | -                   | 415            | 59                                | -   | -             | 145           | 619            | -                           | 1,715                | -                   | 1,715          | 57  | -              | 35            | 35             | 2,426            |
| New Hampshire                | -                      | -                   | -              | 2,789                             | -   | -             | -             | 2,789          | -                           | 102                  | -                   | 102            | -   | 122            | -             | 122            | 3,013            |
| New Jersey                   | -                      | 35                  | 35             | 16,392                            | 100                                       | 437           | 2,270         | 19,234         | -                           | 11,393               | -                   | 11,393         | -   | 5,125          | 1,570         | 6,695          | 37,322           |
| New Mexico                   | 542                    | -                   | 542            | 45                                | -   | -             | -             | 587            | -                           | 2,573                | -                   | 2,573          | 120   | -              | -             | -              | 3,280            |
| New York                     | 59,613                 | -                   | 59,613         | 2,754                             | -   | 4,102         | 7,040         | 73,509         | 3                           | 41,225               | -                   | 41,225         | 95  | 11,890         | 3,174         | 15,064         | 129,896          |
| North Carolina <sup>5/</sup> | 3,029                  | -                   | 3,029          | -                                 | -   | -             | -             | 3,029          | -                           | -                    | -                   | -              | -   | 152            | -             | 152            | 3,181            |
| North Dakota                 | 8,204                  | -                   | 8,204          | 422                               | -   | -             | 43            | 8,669          | -                           | 4,845                | 250                 | 5,095          | 239   | -              | 299           | 299            | 14,302           |
| Ohio                         | 11,452                 | 497                 | 11,949         | 2,843                             | -   | -             | 3,738         | 18,530         | 49                          | 71,719               | -                   | 71,719         | -   | 4,131          | 8,452         | 12,583         | 102,881          |
| Oklahoma                     | 2,816                  | -                   | 2,816          | 6                                 | -   | -             | 914           | 3,736          | -                           | 24,606               | 3,175               | 27,781         | -   | 680            | -             | 680            | 32,197           |
| Oregon                       | 5,262                  | -                   | 5,262          | 985                               | -   | 715           | 995           | 7,957          | -                           | 10,583               | 82                  | 10,665         | 8,007   | 3,500          | 35            | 3,535          | 30,164           |
| Pennsylvania <sup>9/</sup>   | 24,756                 | -                   | 24,756         | 1,193                             | -   | -             | 1,004         | 26,953         | -                           | 22,031               | 650                 | 22,681         | -   | 1,986          | 200           | 2,186          | 51,820           |
| Rhode Island                 | -                      | -                   | -              | 925                               | -   | -             | -             | 925            | -                           | 100                  | -                   | 100            | -   | -              | -             | -              | 1,025            |
| South Carolina               | 1,005                  | -                   | 1,005          | 1,119                             | -   | -             | 87            | 2,211          | -                           | 5,902                | -                   | 5,902          | -   | 1,153          | -             | 1,153          | 9,266            |
| South Dakota                 | 9,476                  | -                   | 9,476          | 54                                | -   | -             | 10            | 9,540          | -                           | 5,316                | 56                  | 5,372          | 35  | -              | 12            | 14,999         |                  |
| Tennessee                    | 10,564                 | -                   | 10,564         | 1,460                             | 46  | -             | 253           | 12,323         | -                           | 18,206               | 54                  | 18,260         | 241   | 2,691          | 545           | 3,236          | 34,060           |
| Texas                        | 52,546                 | -                   | 52,546         | -                                 | -   | 659           | 2,726         | 55,931         | 166                         | 34,336               | -                   | 34,336         | 593   | 17,776         | 652           | 18,428         | 109,454          |
| Utah                         | 2,167                  | -                   | 2,167          | 8                                 | -   | -             | 104           | 2,279          | 83                          | 1,584                | 7                   | 1,591          | -   | -              | -             | -              | 4,173            |
| Vermont                      | -                      | -                   | -              | 3,613                             | -   | -             | 79            | 3,692          | -                           | 4,004                | -                   | 4,004          | -   | -              | -             | -              | 7,696            |
| Virginia <sup>5/</sup>       | 307                    | -                   | 307            | 442                               | 246                                       | -             | 61            | 1,056          | -                           | 771                  | 2                   | 773            | -   | -              | -             | -              | 1,829            |
| Washington                   | 11,007                 | -                   | 11,007         | 95                                | -   | 37            | 972           | 12,111         | 37                          | 18,480               | 288                 | 18,768         | 2,367   | 658            | 172           | 830            | 34,113           |
| West Virginia <sup>5/</sup>  | 661                    | -                   | 661            | -                                 | -   | -             | -             | 661            | -                           | -                    | -                   | -              | -   | -              | -             | -              | 661              |
| Wisconsin                    | 23,982                 | 108                 | 24,090         | 9,577                             | -   | -             | 177           | 33,844         | 3                           | 29,468               | -                   | 29,468         | -   | 911            | 10/ 171       | 1,082          | 64,397           |
| Wyoming                      | -                      | -                   | -              | 556                               | -   | -             | -             | 556            | -                           | 1,474                | -                   | 1,474          | 425   | -              | -             | -              | 2,455            |
| <b>Total</b>                 | <b>454,030</b>         | <b>9,911</b>        | <b>463,941</b> | <b>106,895</b>                    | <b>12,950</b>                             | <b>15,323</b> | <b>41,606</b> | <b>640,715</b> | <b>1,429</b>                | <b>698,396</b>       | <b>29,393</b>       | <b>727,789</b> | <b>20,831</b>                                   | <b>104,422</b> | <b>23,160</b> | <b>127,582</b> | <b>1,518,346</b> |

Highway Finance

123

<sup>1/</sup> This table is one of a series on local road finance. Tables LP-1 and 2 record receipts and disbursements for highway purposes by counties and other local rural units, including local toll authorities; Tables UF-1 and 2 record similar data for incorporated and other urban places. Details of expenditures for right-of-way, construction, and maintenance of local rural roads and local city streets are given, respectively, in Tables LF-21 and UF-21. Transactions of local rural and urban toll authorities are given separately in Tables LF-32 and 42, and UF-32 and 42, respectively. Tables LB-2 and UB-2 show the changes during the year in indebtedness of local rural and urban units, respectively. These tables are part of a series giving information on local obligations incurred for highway and street purposes. (The complete series will appear in subsequent issues of this publication.) Tables UF-11 and 12 give the receipts and disbursements of urban places for allied street functions (parking, street cleaning, street lighting, sidewalks, and storm sewers.) These data are not included in any other tables.

<sup>2/</sup> County motor-fuel taxes in Alabama and Mississippi; rolling-store licenses in Georgia; brake inspection fees in Louisiana; bus tax in New Jersey; county wheel tax in Tennessee; auto and truck licenses in Virginia. Traffic fines in California.

<sup>3/</sup> Includes State general fund appropriations for local roads and proceeds of miscellaneous State taxes.

<sup>4/</sup> Includes National forest earnings apportioned to counties, payments in lieu of taxes, and other miscellaneous payments. Does not include Federal-aid secondary road funds.

<sup>5/</sup> All rural roads under State control in Delaware, North Carolina, West Virginia, six counties in Alabama, and all but two counties in Virginia.

<sup>6/</sup> Includes transactions under provisions of the 1945 Suburban Community Road Act.

<sup>7/</sup> Township special assessments contributed to counties; estimated.

<sup>8/</sup> Includes estimated \$5,403,000 general funds contributed by townships.

<sup>9/</sup> Partially estimated.

<sup>10/</sup> Advances from cities and villages.

**LOCAL ROAD FINANCE-1956**  
**DISBURSEMENTS BY THE LOCAL RURAL UNITS FOR HIGHWAYS <sup>1/</sup>**

Based primarily upon reports prepared by the State highway departments from State and local records

TABLE LP-2, 1956  
(Formerly LP-D-1)  
ISSUED DECEMBER 1958

124

| STATE                        | LOCAL RURAL ROADS <sup>2/</sup>               |               |                  |                    |                 |                  | STATE HIGHWAYS <sup>2/</sup>   |               |                    |                 |               | URBAN STREETS <sup>2/</sup>    |                           |               | TOTAL HIGHWAY DISBURSEMENTS | NON-HIGHWAY PURPOSES <sup>3/</sup> | TOTAL            |
|------------------------------|---|---------------|------------------|--------------------|-----------------|------------------|--------------------------------|---------------|--------------------|-----------------|---------------|--------------------------------|---------------------------|---------------|-----------------------------|------------------------------------|------------------|
|                              | CURRENT DIRECT EXPENDITURES                   |               |                  | TRANSFERS TO STATE | DEBT RETIREMENT | TOTAL            | CURRENT DIRECT EXPENDITURES    |               | TRANSFERS TO STATE | DEBT RETIREMENT | TOTAL         | CAPITAL OUTLAY AND MAINTENANCE | TRANSFERS TO URBAN PLACES | TOTAL         |                             |                                    |                  |
|                              | CAPITAL OUTLAY, MAINTENANCE AND MISCELLANEOUS | INTEREST      | TOTAL            |                    |                 |                  | CAPITAL OUTLAY AND MAINTENANCE | INTEREST      |                    |                 |               |                                |                           |               |                             |                                    |                  |
| 1,000 Dollars                | 1,000 Dollars                                 | 1,000 Dollars | 1,000 Dollars    | 1,000 Dollars      | 1,000 Dollars   | 1,000 Dollars    | 1,000 Dollars                  | 1,000 Dollars | 1,000 Dollars      | 1,000 Dollars   | 1,000 Dollars | 1,000 Dollars                  | 1,000 Dollars             | 1,000 Dollars | 1,000 Dollars               | 1,000 Dollars                      | 1,000 Dollars    |
| Alabama <sup>4/</sup>        | 39,302  | 1,369         | 41,171           | -                  | 5,069           | 46,240           | -                              | -             | -                  | -               | -             | -                              | -                         | -             | 46,240                      | 996                                | 47,236           |
| Arizona                      | 10,546  | 313           | 10,859           | 579                | 882             | 12,320           | -                              | -             | -                  | -               | -             | -                              | -                         | -             | 12,320                      | 15                                 | 12,335           |
| Arkansas                     | 11,804  | -             | 11,804           | 196                | -               | 12,000           | 238                            | -             | -                  | -               | -             | -                              | -                         | -             | 12,238                      | -                                  | 12,238           |
| California                   | 85,390  | 1,699         | 87,089           | 2,861              | 1,844           | 91,794           | -                              | -             | 906                | -               | -             | 21                             | 6,257                     | 6,278         | 98,978                      | 2                                  | 98,980           |
| Colorado                     | 18,990  | -             | 18,990           | -                  | -               | 18,990           | -                              | -             | 624                | -               | -             | -                              | 237                       | 237           | 19,851                      | 17                                 | 19,868           |
| Connecticut                  | 9,688   | 15            | 9,703            | -                  | 92              | 9,795            | -                              | -             | -                  | -               | -             | -                              | 77                        | 77            | 9,872                       | 76                                 | 9,948            |
| Delaware <sup>4/ 5/</sup>    | 68  | 46            | 114              | -                  | 90              | 204              | -                              | -             | -                  | -               | -             | -                              | -                         | -             | 204                         | -                                  | 204              |
| Florida                      | 19,432  | 2,165         | 21,577           | -                  | 4,891           | 26,468           | 786                            | -             | 65                 | -               | -             | -                              | 1,122                     | 1,122         | 28,441                      | 72.5                               | 29,156           |
| Georgia                      | 22,338  | 1,015         | 23,353           | 9                  | 1,587           | 24,949           | 664                            | -             | 1,021              | -               | -             | 241                            | 1,605                     | 1,846         | 28,480                      | 573                                | 29,053           |
| Idaho                        | 9,264   | 19            | 9,283            | 474                | 71              | 9,828            | -                              | -             | -                  | -               | -             | 160                            | 267                       | 427           | 10,255                      | 4                                  | 10,259           |
| Illinois                     | 63,301  | 3,236         | 66,537           | 20                 | 10,863          | 77,420           | 1,915                          | -             | 222                | -               | -             | 9,415                          | -                         | 9,415         | 88,972                      | -                                  | 88,972           |
| Indiana                      | 32,661  | 186           | 32,847           | 707                | 727             | 34,281           | -                              | -             | -                  | -               | -             | -                              | -                         | -             | 34,281                      | 171                                | 34,452           |
| Iowa                         | 62,106  | 156           | 62,262           | -                  | 614             | 62,876           | -                              | -             | -                  | -               | -             | -                              | -                         | -             | 62,876                      | 673                                | 63,549           |
| Kansas                       | 36,372  | 182           | 36,554           | -                  | 2,291           | 38,845           | -                              | -             | 17                 | -               | -             | -                              | 22                        | 22            | 38,867                      | 51                                 | 38,935           |
| Kentucky                     | 6,985   | 228           | 7,211            | -                  | 1,239           | 8,750            | 401                            | -             | -                  | -               | -             | -                              | -                         | -             | 9,151                       | 163                                | 9,314            |
| Louisiana                    | 37,627  | 4,019         | 41,646           | -                  | 2,692           | 44,338           | -                              | -             | 4,196              | -               | -             | -                              | 1                         | 1             | 48,535                      | 343                                | 48,878           |
| Maine                        | 3,083   | 26            | 3,109            | -                  | 311             | 3,420            | 1,082                          | -             | 1,175              | -               | -             | -                              | -                         | -             | 5,677                       | -                                  | 5,677            |
| Maryland                     | 19,865  | 44            | 19,909           | -                  | 298             | 20,207           | -                              | -             | -                  | -               | -             | -                              | -                         | -             | 20,207                      | -                                  | 20,207           |
| Massachusetts                | 11,904  | 4             | 11,908           | -                  | 49              | 11,977           | -                              | -             | -                  | -               | -             | 265                            | 1,679                     | 1,944         | 13,901                      | 190                                | 14,091           |
| Michigan                     | 72,128  | 146           | 72,274           | 3,212              | 2,773           | 78,259           | -                              | -             | -                  | -               | -             | -                              | -                         | -             | 78,259                      | -                                  | 78,259           |
| Minnesota                    | 41,801  | 167           | 41,968           | 5,911              | 872             | 48,751           | -                              | -             | -                  | -               | -             | 258                            | 1,929                     | 2,187         | 50,938                      | 1,527                              | 52,465           |
| Mississippi                  | 34,977  | 688           | 35,665           | -                  | 3,087           | 38,752           | -                              | -             | 50                 | -               | -             | 10                             | 569                       | 579           | 39,361                      | 281                                | 39,642           |
| Missouri                     | 21,702  | 391           | 22,093           | -                  | 4,153           | 26,246           | 259                            | -             | 440                | -               | -             | 699                            | 798                       | 1,006         | 27,951                      | 8                                  | 27,959           |
| Montana                      | 8,619   | 6             | 8,625            | -                  | 34              | 8,659            | -                              | -             | -                  | -               | -             | 208                            | 78                        | 78            | 8,731                       | 22                                 | 8,753            |
| Nebraska                     | 21,848  | 156           | 22,004           | -                  | 41              | 22,045           | -                              | -             | 1,314              | -               | -             | -                              | 89                        | 89            | 23,448                      | -                                  | 23,448           |
| Nevada                       | 1,897   | 1             | 1,898            | -                  | 24              | 1,922            | -                              | -             | -                  | -               | -             | -                              | 563                       | 563           | 2,485                       | 3                                  | 2,488            |
| New Hampshire                | 2,687   | 15            | 2,702            | 131                | 149             | 2,982            | 10                             | -             | 21                 | -               | -             | -                              | -                         | -             | 3,013                       | -                                  | 3,013            |
| New Jersey                   | 30,706  | 864           | 31,570           | -                  | 5,741           | 37,311           | -                              | -             | -                  | -               | -             | -                              | -                         | -             | 37,311                      | -                                  | 37,311           |
| New Mexico                   | 2,389   | 11            | 2,400            | -                  | 10              | 2,410            | 39                             | -             | -                  | -               | -             | -                              | 3                         | 3             | 2,452                       | -                                  | 2,452            |
| New York                     | 116,093                                       | 1,573         | 117,666          | -                  | 10,809          | 128,475          | -                              | -             | 29                 | -               | -             | -                              | -                         | -             | 128,504                     | -                                  | 128,504          |
| North Carolina <sup>4/</sup> | -   | 802           | 802              | -                  | 2,379           | 3,181            | -                              | -             | -                  | -               | -             | -                              | -                         | -             | 3,181                       | -                                  | 3,181            |
| North Dakota                 | 11,996  | 28            | 12,024           | 1,506              | 414             | 13,944           | -                              | -             | 181                | -               | -             | -                              | -                         | -             | 14,125                      | 28                                 | 14,153           |
| Ohio                         | 85,232  | 602           | 85,834           | 2,399              | 4,253           | 92,486           | 97                             | -             | 1,424              | -               | -             | 302                            | 7                         | 309           | 94,316                      | 649                                | 94,965           |
| Oklahoma                     | 31,436  | 274           | 31,712           | -                  | 874             | 32,586           | -                              | -             | -                  | -               | -             | -                              | -                         | -             | 32,586                      | 3                                  | 32,589           |
| Oregon                       | 26,029  | 724           | 26,753           | 974                | 1,819           | 29,546           | -                              | -             | -                  | -               | -             | -                              | -                         | -             | 29,546                      | 102                                | 29,648           |
| Pennsylvania <sup>6/</sup>   | 39,745  | 1,995         | 41,740           | -                  | 6,418           | 48,158           | -                              | -             | -                  | -               | -             | -                              | 1,379                     | 1,379         | 49,537                      | -                                  | 49,537           |
| Rhode Island                 | 925   | -             | 925              | -                  | 925             | 925              | 100                            | -             | -                  | -               | -             | -                              | -                         | -             | 1,025                       | -                                  | 1,025            |
| South Carolina               | 8,117   | 190           | 8,307            | -                  | 692             | 8,999            | 129                            | -             | -                  | -               | -             | 28                             | 44                        | 72            | 9,200                       | -                                  | 9,200            |
| South Dakota                 | 12,488  | 8             | 12,496           | 2,292              | 108             | 14,896           | -                              | -             | -                  | -               | -             | 240                            | 240                       | 15,136        | 115                         | 15,251                             |                  |
| Tennessee                    | 24,916  | 1,080         | 25,996           | 176                | 4,401           | 30,573           | 1,465                          | -             | -                  | -               | -             | 154                            | 154                       | 32,192        | -                           | 32,192                             |                  |
| Texas                        | 65,995  | 5,882         | 71,877           | -                  | 20,499          | 92,376           | 17,643                         | 609           | 295                | 2,596           | 21,143        | 1,094                          | 248                       | 1,342         | 114,861                     | 14                                 | 114,875          |
| Utah                         | 4,046   | -             | 4,046            | 145                | -               | 4,191            | -                              | -             | -                  | -               | -             | 83                             | 10                        | 93            | 4,284                       | 112                                | 4,396            |
| Vermont                      | 4,263   | -             | 4,263            | -                  | -               | 4,263            | 2,916                          | -             | 517                | -               | -             | -                              | -                         | -             | 4,780                       | -                                  | 4,780            |
| Virginia <sup>4/</sup>       | 890   | 59            | 949              | -                  | 639             | 1,588            | -                              | -             | 73                 | -               | -             | -                              | -                         | -             | 1,661                       | -                                  | 1,661            |
| Washington                   | 31,467  | 84            | 31,551           | 976                | 385             | 32,912           | -                              | 32            | -                  | 62              | 94            | 37                             | -                         | 37            | 33,043                      | 3                                  | 33,046           |
| West Virginia <sup>4/</sup>  | -   | 89            | 89               | -                  | 572             | 661              | -                              | -             | -                  | -               | -             | -                              | -                         | -             | 661                         | -                                  | 661              |
| Wisconsin                    | 56,588  | 110           | 56,698           | 4,557              | 769             | 62,044           | 1,129                          | 56            | 207                | 506             | 1,898         | -                              | 383                       | 383           | 64,325                      | 126                                | 64,451           |
| Wyoming                      | 2,247   | -             | 2,247            | 147                | -               | 2,394            | 35                             | -             | -                  | -               | 35            | -                              | -                         | -             | 2,429                       | -                                  | 2,429            |
| <b>Total</b>                 | <b>1,262,409</b>                              | <b>30,665</b> | <b>1,293,074</b> | <b>27,272</b>      | <b>105,845</b>  | <b>1,426,191</b> | <b>28,908</b>                  | <b>697</b>    | <b>12,777</b>      | <b>3,164</b>    | <b>45,546</b> | <b>12,122</b>                  | <b>17,761</b>             | <b>29,883</b> | <b>1,501,620</b>            | <b>6,982</b>                       | <b>1,508,602</b> |

**Highway Statistics, 1957**

1/ This table is one of a series on local road finance. Tables LP-1 and 2 record receipts and disbursements for highway purposes by counties and other local rural units, including local toll authorities. Tables UP-1 and 2 record similar data for incorporated and other urban places. Details of expenditures for right-of-way, construction, and maintenance of local rural roads and local city streets are given, respectively, in Tables LP-21 and UP-21. Transactions of local rural and urban toll authorities are given separately in Tables LP-32 and UP-32 and LP-42 and UP-42, respectively. Tables LB-2 and UB-2 show the changes during the year in indebtedness of local rural and urban units, respectively. These tables are part of a series giving information on local obligations incurred for highway and street purposes. Tables UP-11 and 12 give the receipts and disbursements of urban places for allied street functions (parking, street cleaning, street

lighting, sidewalks, and storm sewers). These data are not included in any other tables.  
2/ Classification of disbursements by system and purpose is not exact. Therefore, current direct expenditures on local rural roads may include transfers for State highways and local streets.  
3/ Includes transfers to general funds and other miscellaneous payments.  
4/ All rural roads under State control in Delaware, North Carolina, West Virginia, six counties in Alabama, and all but two counties in Virginia.  
5/ Includes transactions under provisions of the 1945 Suburban Community Road Act.  
6/ Partially estimated.



LOCAL ROAD FINANCE-1956

CHANGE IN STATUS OF THE HIGHWAY OBLIGATIONS OF LOCAL RURAL UNITS<sup>1/</sup>

TABLE LB-2, 1958  
(Formerly LD-C-1)  
ISSUED DECEMBER 1958

Based primarily upon reports prepared by the State highway departments from State and local records

| STATE                        | TOTAL DEBT OUTSTANDING AT BEGINNING OF YEAR | LONG TERM DEBT  |          |           |                               |              |                                   | SHORT TERM DEBT                                       |          |            |                               |                          |                                   | TOTAL DEBT OUTSTANDING AT END OF YEAR | STATE                        |
|------------------------------|---|---|----------|-----------|-------------------------------|--------------|-----------------------------------|---|----------|------------|-------------------------------|--------------------------|-----------------------------------|---------------------------------------|------------------------------|
|                              |   | AMOUNT OUTSTANDING AT BEGINNING OF YEAR <sup>2/</sup> | ISSUED   |           | REDEEMED                      |              | AMOUNT OUTSTANDING AT END OF YEAR | AMOUNT OUTSTANDING AT BEGINNING OF YEAR <sup>2/</sup> | ISSUED   |            | REDEEMED                      |                          | AMOUNT OUTSTANDING AT END OF YEAR |                                       |                              |
|                              |   |   | ORIGINAL | REFUNDING | FROM CURRENT OR SINKING FUNDS | BY REFUNDING |                                   |   | ORIGINAL | EXTENSIONS | FROM CURRENT OR SINKING FUNDS | BY EXTENSIONS OR FUNDING |                                   |                                       |                              |
| Alabama <sup>3/</sup>        | 42,638                                      | 41,974  | 5,075    | 161       | 4,410                         | 161          | 42,639                            | 664   | 932      | -          | 498                           | -                        | 1,098                             | 43,737                                | Alabama <sup>3/</sup>        |
| Arizona                      | 5,999                                       | 5,999   | 957      | -         | 882                           | -            | 6,074                             | -   | -        | -          | -                             | -                        | -                                 | 6,074                                 | Arizona                      |
| Arkansas <sup>4/</sup>       | -   | -   | -        | -         | -                             | -            | -                                 | -   | -        | -          | -                             | -                        | -                                 | -                                     | Arkansas <sup>4/</sup>       |
| California                   | 45,573                                      | 45,573  | 4,630    | -         | 1,844                         | -            | 48,359                            | -   | -        | -          | -                             | -                        | -                                 | 48,359                                | California                   |
| Colorado                     | -   | -   | -        | -         | -                             | -            | -                                 | -   | -        | -          | -                             | -                        | -                                 | -                                     | Colorado                     |
| Connecticut                  | 838   | 720   | -        | -         | 59                            | -            | 661                               | 118   | 5        | -          | 33                            | -                        | 90                                | 751                                   | Connecticut                  |
| Delaware <sup>3/</sup>       | 1,258                                       | 1,258   | 120      | -         | 90                            | -            | 1,288                             | -   | -        | -          | -                             | -                        | -                                 | 1,288                                 | Delaware <sup>3/</sup>       |
| Florida                      | 58,214                                      | 58,214  | -        | 365       | 4,526                         | 365          | 53,688                            | -   | -        | -          | -                             | -                        | -                                 | 53,688                                | Florida                      |
| Georgia                      | 38,236                                      | 38,236  | -        | -         | 1,587                         | -            | 36,649                            | -   | -        | -          | -                             | -                        | -                                 | 36,649                                | Georgia                      |
| Idaho                        | 517   | 470   | -        | -         | 24                            | -            | 446                               | 47  | 7        | -          | 47                            | -                        | 7                                 | 453                                   | Idaho                        |
| Illinois                     | 127,088                                     | 120,052   | 3,239    | -         | 10,413                        | -            | 112,878                           | 7,036   | 457      | -          | 450                           | -                        | 7,043                             | 119,921                               | Illinois                     |
| Indiana                      | 9,579                                       | 9,579   | 700      | -         | 736                           | -            | 9,573                             | -   | -        | -          | -                             | -                        | -                                 | 9,543                                 | Indiana                      |
| Iowa                         | 4,857                                       | 4,857   | -        | -         | 614                           | -            | 4,243                             | -   | -        | -          | -                             | -                        | -                                 | 4,243                                 | Iowa                         |
| Kansas                       | 8,372                                       | 6,548   | 1,410    | -         | 990                           | -            | 6,968                             | 1,824   | 1,659    | -          | 1,301                         | -                        | 2,182                             | 9,150                                 | Kansas                       |
| Kentucky                     | 6,531                                       | 6,399   | -        | -         | 901                           | -            | 5,498                             | 132   | 559      | -          | 640                           | -                        | 51                                | 5,549                                 | Kentucky                     |
| Louisiana <sup>6/</sup>      | 77,897                                      | 77,346  | 5,829    | -         | 2,235                         | -            | 80,940                            | 551   | 797      | -          | 460                           | -                        | 888                               | 81,828                                | Louisiana <sup>6/</sup>      |
| Maine                        | 1,160                                       | 1,034   | 45       | -         | 234                           | -            | 845                               | 126   | 65       | -          | 77                            | -                        | 114                               | 959                                   | Maine                        |
| Maryland                     | 16,029                                      | 16,029  | 7,629    | 25        | 273                           | 25           | 23,385                            | -   | -        | -          | -                             | -                        | -                                 | 23,385                                | Maryland                     |
| Massachusetts                | 137   | 137   | 151      | -         | 49                            | -            | 239                               | -   | -        | -          | -                             | -                        | -                                 | 239                                   | Massachusetts                |
| Michigan                     | 8,903                                       | 8,903   | 2,025    | -         | 2,773                         | -            | 8,155                             | -   | -        | -          | -                             | -                        | -                                 | 8,155                                 | Michigan                     |
| Minnesota                    | 6,186                                       | 6,057   | 149      | -         | 771                           | -            | 5,435                             | 129   | 66       | -          | 101                           | -                        | 94                                | 5,529                                 | Minnesota                    |
| Mississippi                  | 22,491                                      | 22,326  | 6,614    | 147       | 2,809                         | 147          | 26,131                            | 165   | 155      | -          | 131                           | -                        | 189                               | 26,320                                | Mississippi                  |
| Missouri                     | 8,173                                       | 5,152   | 14,402   | -         | 1,276                         | -            | 18,278                            | 3,021   | 3,141    | -          | 2,978                         | -                        | 3,184                             | 21,462                                | Missouri                     |
| Montana                      | 236   | 236   | -        | -         | 34                            | -            | 202                               | -   | -        | -          | -                             | -                        | -                                 | 202                                   | Montana                      |
| Nebraska                     | 6,165                                       | 6,165   | 123      | -         | 41                            | -            | 6,247                             | -   | -        | -          | -                             | -                        | -                                 | 6,247                                 | Nebraska                     |
| Nevada                       | 50  | 40  | -        | -         | 14                            | -            | 26                                | 10  | 35       | -          | 10                            | -                        | 35                                | 61                                    | Nevada                       |
| New Hampshire                | 415   | 415   | 271      | -         | 149                           | -            | 537                               | -   | -        | -          | -                             | -                        | -                                 | 537                                   | New Hampshire                |
| New Jersey                   | 37,514                                      | 35,106  | 5,125    | -         | 3,698                         | -            | 36,533                            | 2,408   | 1,570    | -          | 2,043                         | -                        | 1,935                             | 38,468                                | New Jersey                   |
| New Mexico                   | 232   | 232   | -        | -         | 10                            | -            | 222                               | -   | -        | -          | -                             | -                        | -                                 | 222                                   | New Mexico                   |
| New York                     | 58,889                                      | 58,889  | 11,879   | -         | 8,393                         | -            | 62,375                            | (7/)  | (3,174)  | -          | (2,416)                       | -                        | (7/)                              | 62,375                                | New York                     |
| North Carolina <sup>3/</sup> | 25,343                                      | 25,343  | -        | 152       | 2,227                         | 152          | 23,116                            | -   | -        | -          | -                             | -                        | -                                 | 23,116                                | North Carolina <sup>3/</sup> |
| North Dakota                 | 797   | 377   | -        | -         | 41                            | -            | 336                               | 420   | 299      | -          | 373                           | -                        | 346                               | 682                                   | North Dakota                 |
| Ohio                         | 24,559                                      | 22,007  | 4,131    | -         | 1,796                         | -            | 24,342                            | 2,552   | 8,452    | -          | 2,457                         | -                        | 8,547                             | 32,889                                | Ohio                         |
| Oklahoma                     | 16,486                                      | 16,486  | 680      | -         | 874                           | -            | 16,292                            | -   | -        | -          | -                             | -                        | -                                 | 16,292                                | Oklahoma                     |
| Oregon                       | 22,889                                      | 22,769  | 3,500    | -         | 1,762                         | -            | 24,507                            | 120   | 35       | -          | 39                            | -                        | 116                               | 24,623                                | Oregon                       |
| Pennsylvania <sup>8/</sup>   | 79,766                                      | 78,491  | 1,980    | -         | 6,168                         | -            | 74,303                            | 1,275   | 200      | -          | 250                           | -                        | 1,225                             | 75,528                                | Pennsylvania <sup>8/</sup>   |
| Rhode Island                 | -   | -   | -        | -         | -                             | -            | -                                 | -   | -        | -          | -                             | -                        | -                                 | -                                     | Rhode Island                 |
| South Carolina               | 8,677                                       | 8,677   | 1,153    | -         | 692                           | -            | 9,138                             | -   | -        | -          | -                             | -                        | -                                 | 9,138                                 | South Carolina               |
| South Dakota                 | 429   | 350   | -        | -         | 97                            | -            | 253                               | 79  | 12       | -          | 11                            | -                        | 80                                | 333                                   | South Dakota                 |
| Tennessee                    | 33,940                                      | 32,971  | 2,610    | 67        | 3,802                         | 150          | 31,696                            | 969   | 545      | -          | 449                           | -                        | 1,065                             | 32,761                                | Tennessee                    |
| Texas                        | 219,986                                     | 219,217   | 15,979   | 1,748     | 20,658                        | 1,748        | 214,538                           | 769   | 638      | 14         | 675                           | 14                       | 732                               | 215,270                               | Texas                        |
| Utah                         | -   | -   | -        | -         | -                             | -            | -                                 | -   | -        | -          | -                             | -                        | -                                 | -                                     | Utah                         |
| Vermont                      | -   | -   | -        | -         | -                             | -            | -                                 | -   | -        | -          | -                             | -                        | -                                 | -                                     | Vermont                      |
| Virginia <sup>3/</sup>       | 1,525                                       | 1,525   | -        | -         | 639                           | -            | 886                               | -   | -        | -          | -                             | -                        | -                                 | 886                                   | Virginia <sup>3/</sup>       |
| Washington                   | 4,759                                       | 4,741   | 657      | -         | 443                           | -            | 4,955                             | 18  | 172      | -          | 4                             | -                        | 186                               | 5,141                                 | Washington                   |
| West Virginia <sup>3/</sup>  | 1,697                                       | 1,697   | -        | -         | 572                           | -            | 1,125                             | -   | -        | -          | -                             | -                        | -                                 | 1,125                                 | West Virginia <sup>3/</sup>  |
| Wisconsin <sup>5/</sup>      | 13,412                                      | 13,412  | 911      | -         | 1,295                         | -            | 13,028                            | -   | -        | -          | -                             | -                        | -                                 | 13,028                                | Wisconsin <sup>5/</sup>      |
| Wyoming                      | -   | -   | -        | -         | -                             | -            | -                                 | -   | -        | -          | -                             | -                        | -                                 | -                                     | Wyoming                      |
| Total                        | 1,048,442                                   | 1,026,009   | 101,974  | 2,665     | 90,901                        | 2,748        | 1,036,999                         | 22,433  | 19,801   | 14         | 13,027                        | 14                       | 29,207                            | 1,066,206                             | Total                        |

Highway Statistics, 1957

1/ See Table LF-1 for general note on local finance series.  
 2/ Differences between debt outstanding at the end of 1955 and the beginning of 1956 due to inclusion of previously omitted data and other necessary adjustments.  
 3/ All rural roads under State control in Delaware, North Carolina, West Virginia, six counties in Alabama, and all but two counties in Virginia.  
 4/ Counties in Arkansas prohibited from incurring debt; data for road improvement districts not available. Colorado, Rhode Island, Utah, Vermont and Wyoming counties reported no highway debt activities

during 1956.  
 5/ Includes transactions under provision of the 1945 Suburban Community Road Act.  
 6/ Final payment on State assumed debt made in 1956.  
 7/ Information on outstanding debt not available. Therefore, borrowing and retirements shown in parentheses are not included in column totals.  
 8/ Partially estimated.



Highway Finance

LOCAL ROAD FINANCE-1956

RECEIPTS OF URBAN PLACES FOR HIGHWAYS

TABLE UP-1, 1956 (Formerly UP-R-1) ISSUED DECEMBER 1956

Based primarily upon reports prepared by the State Highway Departments from State and local records.

Table with columns for STATE, PROPERTY TAXES, LOCAL REVENUE, TRANSFERS FROM LOCAL RURAL UNITS, TRANSFERS FROM STATE, TRANSFERS FROM FEDERAL GENERAL GOVERNMENT, BORROWINGS, and TOTAL RECEIPTS. Includes a detailed breakdown of receipts for 48 states and a total row.

1/ See tables UP-1 and 2 for general note on local finance series. 2/ Includes proceeds of motor-fuel taxes, registration fees, wheel taxes, commercial vehicle fees, franchise taxes, and other miscellaneous fees and licenses. 3/ Information incomplete. In several instances, parking lot rentals are included. 4/ Includes State general-fund appropriations and proceeds of miscellaneous State taxes. 5/ Includes payments in-lieu-of taxes, flood relief, and other miscellaneous payments. Does not include Federal-aid urban funds.

6/ From operation of the San Pedro-Terminal Island Ferry by Los Angeles Harbor Department. 7/ Includes \$2,803,999 Los Angeles County flood control. Partially estimated. 8/ Includes \$297,000 special assessment paper. 9/ Includes \$304,073 from private corporations. 10/ Estimated.

LOCAL ROAD FINANCE-1956  
DISBURSEMENTS BY URBAN PLACES FOR HIGHWAYS <sup>1/</sup>

TABLE UP-2, 1956  
(Formerly UP-D-1)  
ISSUED DECEMBER 1956

Based primarily upon reports prepared by the State highway departments from State and local records.

| STATE                       | URBAN STREETS <sup>2/</sup>                   |               |               |                    |                                |                 |               | STATE HIGHWAYS <sup>2/</sup> |                    |               | CURRENT DIRECT EXPENDITURES FOR LOCAL RURAL ROADS <sup>2/</sup> | TOTAL HIGHWAY DISBURSEMENTS | NON-HIGHWAY DISBURSEMENTS | TOTAL         | STATE                       |
|-----------------------------|---|---------------|---------------|--------------------|--------------------------------|-----------------|---------------|------------------------------|--------------------|---------------|---|-----------------------------|---------------------------|---------------|-----------------------------|
|                             | CURRENT DIRECT EXPENDITURES                   |               |               | TRANSFERS TO STATE | TRANSFERS TO LOCAL RURAL UNITS | DEBT RETIREMENT | TOTAL         | CURRENT DIRECT EXPENDITURES  | TRANSFERS TO STATE | TOTAL         |   |                             |                           |               |                             |
|                             | CAPITAL OUTLAY, MAINTENANCE AND MISCELLANEOUS | INTEREST      | TOTAL         |                    |                                |                 |               |                              |                    |               |   |                             |                           |               |                             |
| 1,000 Dollars               | 1,000 Dollars                                 | 1,000 Dollars | 1,000 Dollars | 1,000 Dollars      | 1,000 Dollars                  | 1,000 Dollars   | 1,000 Dollars | 1,000 Dollars                | 1,000 Dollars      | 1,000 Dollars | 1,000 Dollars   | 1,000 Dollars               | 1,000 Dollars             | 1,000 Dollars | 1,000 Dollars               |
| Alabama                     | 16,605  | 1,234         | 17,839        | -                  | -                              | 3,722           | 21,561        | -                            | -                  | -             | -   | 21,561                      | 3/ 2,289                  | 23,850        | Alabama                     |
| Arizona                     | 5,978   | 310           | 6,288         | -                  | -                              | 1,219           | 7,507         | -                            | -                  | -             | -   | 7,507                       | 23                        | 7,530         | Arizona                     |
| Arkansas                    | 5,056   | 46            | 5,102         | -                  | -                              | 107             | 5,209         | -                            | -                  | -             | -   | 5,209                       | -                         | 5,209         | Arkansas                    |
| California                  | 101,734                                       | 1,573         | 103,307       | -                  | 162                            | 4,187           | 107,656       | 60                           | 273                | 333           | -   | 107,989                     | -                         | 107,989       | California                  |
| Colorado                    | 13,473  | -             | 13,473        | -                  | 7                              | 20              | 13,500        | -                            | 85                 | 85            | -   | 13,585                      | 52                        | 13,637        | Colorado                    |
| Connecticut                 | 13,030  | 239           | 13,269        | 3                  | -                              | 2,017           | 15,289        | -                            | -                  | -             | -   | 15,289                      | -                         | 15,289        | Connecticut                 |
| Delaware                    | 914   | 20            | 934           | -                  | -                              | 250             | 1,184         | -                            | -                  | -             | -   | 1,184                       | -                         | 1,184         | Delaware                    |
| Florida                     | 30,370  | 2,722         | 33,092        | -                  | 403                            | 4,947           | 38,442        | -                            | -                  | -             | -   | 38,442                      | 2,211                     | 40,653        | Florida                     |
| Georgia                     | 14,298  | 485           | 14,783        | -                  | -                              | 842             | 15,625        | -                            | -                  | -             | -   | 15,625                      | -                         | 15,625        | Georgia                     |
| Idaho                       | 3,892   | 71            | 3,963         | -                  | 24                             | 336             | 4,323         | -                            | -                  | -             | -   | 4,323                       | -                         | 4,323         | Idaho                       |
| Illinois <sup>4/</sup>      | 94,416  | 5,498         | 99,914        | -                  | 4                              | 7,297           | 107,215       | 32                           | -                  | 32            | 66  | 107,313                     | 5,203                     | 112,516       | Illinois <sup>4/</sup>      |
| Indiana                     | 19,791  | 134           | 19,925        | -                  | -                              | 567             | 20,492        | -                            | -                  | -             | -   | 20,492                      | 841                       | 21,333        | Indiana                     |
| Iowa                        | 25,058  | 1,037         | 26,095        | -                  | -                              | 3,994           | 30,089        | -                            | -                  | -             | -   | 30,089                      | 28                        | 30,117        | Iowa                        |
| Kansas                      | 24,481  | 1,358         | 25,839        | -                  | -                              | 12,909          | 38,748        | -                            | 170                | 170           | -   | 38,918                      | 60                        | 38,978        | Kansas                      |
| Kentucky                    | 15,204  | 542           | 15,746        | -                  | -                              | 469             | 16,215        | 1                            | -                  | 1             | -   | 16,216                      | 194                       | 16,410        | Kentucky                    |
| Louisiana                   | 20,299  | 1,585         | 21,884        | -                  | -                              | 3,847           | 25,731        | -                            | -                  | -             | -   | 25,731                      | 32                        | 25,763        | Louisiana                   |
| Maine                       | 5,881   | 19            | 5,900         | -                  | 3                              | 130             | 6,033         | 607                          | 536                | 1,143         | -   | 7,176                       | -                         | 7,176         | Maine                       |
| Maryland                    | 18,228  | 522           | 18,750        | -                  | -                              | 2,954           | 21,764        | -                            | -                  | -             | -   | 21,764                      | 509                       | 22,273        | Maryland                    |
| Massachusetts               | 32,695  | 1,308         | 34,003        | -                  | -                              | 6,481           | 40,484        | -                            | -                  | -             | -   | 40,484                      | 939                       | 41,423        | Massachusetts               |
| Michigan                    | 64,976  | 595           | 65,571        | -                  | -                              | 1,465           | 67,036        | 3,314                        | 1,768              | 5,082         | -   | 72,118                      | -                         | 72,118        | Michigan                    |
| Minnesota                   | 31,248  | 869           | 32,117        | 728                | 473                            | 5,119           | 38,437        | 97                           | -                  | 97            | -   | 38,534                      | 967                       | 39,501        | Minnesota                   |
| Mississippi                 | 8,486   | 563           | 9,049         | -                  | -                              | 4,624           | 13,673        | -                            | -                  | -             | -   | 13,673                      | 18                        | 13,691        | Mississippi                 |
| Missouri                    | 31,386  | 1,609         | 32,995        | -                  | 23                             | 1,475           | 34,473        | 148                          | -                  | 148           | -   | 34,641                      | 613                       | 35,254        | Missouri                    |
| Montana                     | 3,294   | 192           | 3,486         | 127                | -                              | 513             | 4,126         | -                            | 38                 | 38            | -   | 4,164                       | 69                        | 4,233         | Montana                     |
| Nebraska                    | 13,136  | 542           | 13,678        | -                  | -                              | 4,909           | 18,587        | -                            | 359                | 359           | -   | 18,946                      | -                         | 18,946        | Nebraska                    |
| Nevada                      | 1,968   | 102           | 2,070         | -                  | -                              | 439             | 2,509         | -                            | 3                  | 3             | -   | 2,512                       | 101                       | 2,613         | Nevada                      |
| New Hampshire               | 5,205   | 56            | 5,261         | 260                | -                              | 435             | 6,256         | 22                           | 9                  | 31            | -   | 6,287                       | -                         | 6,287         | New Hampshire               |
| New Jersey                  | 35,346  | 1,548         | 36,894        | -                  | -                              | 11,687          | 48,581        | -                            | -                  | -             | -   | 48,581                      | -                         | 48,581        | New Jersey                  |
| New Mexico                  | 5,692   | 377           | 6,069         | -                  | -                              | 1,906           | 7,975         | -                            | -                  | -             | -   | 7,975                       | -                         | 7,975         | New Mexico                  |
| New York <sup>5/</sup>      | 169,745                                       | 6,898         | 176,643       | -                  | 3                              | 72,430          | 249,076       | -                            | -                  | -             | -   | 249,076                     | 48                        | 249,124       | New York <sup>5/</sup>      |
| North Carolina              | 18,678  | 820           | 19,498        | -                  | -                              | 2,982           | 22,480        | -                            | 397                | 397           | -   | 22,877                      | -                         | 22,877        | North Carolina              |
| North Dakota                | 4,160   | 392           | 4,552         | -                  | -                              | 1,211           | 5,763         | -                            | 42                 | 42            | -   | 5,805                       | 5                         | 5,810         | North Dakota                |
| Ohio                        | 67,853  | 3,206         | 71,059        | -                  | 49                             | 21,091          | 92,199        | -                            | 5,064              | 5,064         | -   | 97,263                      | -                         | 97,263        | Ohio                        |
| Oklahoma                    | 7,562   | 268           | 7,830         | -                  | -                              | 826             | 8,656         | -                            | -                  | -             | -   | 8,656                       | 13                        | 8,669         | Oklahoma                    |
| Oregon <sup>6/</sup>        | 7,831   | 393           | 8,224         | 42                 | -                              | 1,788           | 10,054        | -                            | 74                 | 74            | -   | 10,128                      | 1,620                     | 11,748        | Oregon <sup>6/</sup>        |
| Pennsylvania <sup>5/</sup>  | 61,539  | 764           | 62,303        | -                  | -                              | 9,429           | 71,732        | 1,833                        | -                  | 1,833         | -   | 73,565                      | 10,545                    | 84,110        | Pennsylvania <sup>5/</sup>  |
| Rhode Island                | 5,474   | 266           | 5,740         | -                  | -                              | 992             | 6,692         | 63                           | -                  | 63            | -   | 6,755                       | -                         | 6,755         | Rhode Island                |
| South Carolina              | 3,663   | 95            | 3,758         | -                  | -                              | 314             | 4,072         | -                            | -                  | -             | -   | 4,072                       | 8                         | 4,080         | South Carolina              |
| South Dakota                | 4,584   | 40            | 4,624         | -                  | -                              | 313             | 4,937         | 21                           | -                  | 21            | -   | 4,958                       | 8                         | 4,966         | South Dakota                |
| Tennessee                   | 15,996  | 1,197         | 17,193        | -                  | -                              | 3,194           | 20,387        | 1,296                        | 500                | 1,796         | -   | 22,183                      | 413                       | 22,596        | Tennessee                   |
| Texas                       | 58,333  | 5,450         | 63,783        | -                  | 136                            | 10,968          | 74,887        | 12,620                       | 1,213              | 13,833        | -   | 88,720                      | 1,239                     | 89,959        | Texas                       |
| Utah                        | 3,300   | 20            | 3,320         | 26                 | 82                             | 115             | 3,543         | -                            | -                  | -             | -   | 3,543                       | 65                        | 3,608         | Utah                        |
| Vermont                     | 2,709   | 27            | 2,736         | 18                 | -                              | 174             | 2,928         | -                            | -                  | -             | -   | 2,928                       | -                         | 2,928         | Vermont                     |
| Virginia                    | 14,499  | 812           | 15,311        | 5                  | -                              | 1,699           | 17,015        | -                            | 1,289              | 1,289         | -   | 18,304                      | -                         | 18,304        | Virginia                    |
| Washington                  | 17,561  | 239           | 17,800        | 16                 | 37                             | 619             | 18,672        | -                            | -                  | -             | -   | 18,672                      | 7                         | 18,679        | Washington                  |
| West Virginia <sup>5/</sup> | 4,532   | 428           | 4,960         | -                  | -                              | 314             | 5,274         | -                            | -                  | -             | -   | 5,274                       | -                         | 5,274         | West Virginia <sup>5/</sup> |
| Wisconsin                   | 37,152  | 287           | 37,446        | 239                | 1/ 174                         | 2,215           | 40,074        | -                            | 1,421              | 1,421         | -   | 41,495                      | 1,800                     | 43,295        | Wisconsin                   |
| Wyoming <sup>6/</sup>       | 1,825   | 65            | 1,890         | 25                 | -                              | 325             | 2,240         | -                            | -                  | -             | -   | 2,240                       | -                         | 2,240         | Wyoming <sup>6/</sup>       |
| Total                       | 1,189,443                                     | 46,883        | 1,236,326     | 1,489              | 1,580                          | 220,026         | 1,459,421     | 20,114                       | 13,241             | 33,355        | 66  | 1,492,842                   | 29,892                    | 1,522,734     | Total                       |

<sup>1/</sup> See Tables IF-1 and 2 for general note on local finance series.

<sup>2/</sup> Classification of expenditures by system and purpose is not exact. Therefore, the reported current direct expenditures on urban streets may include some transfers for streets, and some expenditures and transfers for State highways and local rural roads.

<sup>3/</sup> Includes \$1,719,233 local gasoline tax receipts transferred to general fund.

<sup>4/</sup> Includes \$100,783 interest and \$1,573,504 principal on public benefit debt.

<sup>5/</sup> Partially estimated.

<sup>6/</sup> Estimated.

LOCAL ROAD FINANCE-1956

CURRENT DIRECT EXPENDITURES BY URBAN PLACES FOR CAPITAL OUTLAY, MAINTENANCE, INTEREST, AND MISCELLANEOUS PURPOSES<sup>1/</sup>

TABLE UF-21, 1956  
(Formerly UF-10-2)  
ISSUED DECEMBER 1956

Based primarily upon reports prepared by the State highway departments from State and local records

| STATE           | URBAN STREETS 2/ |               |               |               |                 |                             |               | STATE HIGHWAYS 2/ |               |               |               | LOCAL RURAL ROADS 2/ |               |               |               | ALL ROADS AND STREETS |               |               |               |                 |                          |               |
|-----------------|------------------|---------------|---------------|---------------|-----------------|-----------------------------|---------------|-------------------|---------------|---------------|---------------|----------------------|---------------|---------------|---------------|-----------------------|---------------|---------------|---------------|-----------------|--------------------------|---------------|
|                 | RIGHT OF WAY 3/  | CONSTRUCTION  | MAINTENANCE   | INTEREST      | MISCELLANEOUS   |                             | TOTAL         | RIGHT OF WAY 3/   | CONSTRUCTION  | MAINTENANCE   | TOTAL         | RIGHT OF WAY 3/      | CONSTRUCTION  | MAINTENANCE   | TOTAL         | RIGHT OF WAY 3/       | CONSTRUCTION  | MAINTENANCE   | INTEREST      | MISCELLANEOUS   |                          | TOTAL         |
|                 |                  |               |               |               | TRAFFIC CONTROL | ADMINISTRATION AND OTHER 4/ |               |                   |               |               |               |                      |               |               |               |                       |               |               |               | TRAFFIC CONTROL | ADMINISTRATION AND OTHER |               |
| 1,000 Dollars   | 1,000 Dollars    | 1,000 Dollars | 1,000 Dollars | 1,000 Dollars | 1,000 Dollars   | 1,000 Dollars               | 1,000 Dollars | 1,000 Dollars     | 1,000 Dollars | 1,000 Dollars | 1,000 Dollars | 1,000 Dollars        | 1,000 Dollars | 1,000 Dollars | 1,000 Dollars | 1,000 Dollars         | 1,000 Dollars | 1,000 Dollars | 1,000 Dollars | 1,000 Dollars   | 1,000 Dollars            | 1,000 Dollars |
| Alabama         | -                | 8,898         | 6,740         | 1,234         | 553             | 414                         | 17,839        | -                 | -             | -             | -             | -                    | -             | -             | -             | -                     | 8,898         | 6,740         | 1,234         | 553             | 414                      | 17,839        |
| Arizona         | 202              | 3,336         | 2,097         | 310           | -               | 343                         | 6,288         | -                 | -             | -             | -             | -                    | -             | -             | 202           | 3,336                 | 2,097         | 310           | -             | 343             | 6,288                    |               |
| Arkansas        | -                | 1,593         | 3,463         | 46            | -               | -                           | 5,102         | -                 | -             | -             | -             | -                    | -             | -             | -             | 1,593                 | 3,463         | 46            | -             | -               | 5,102                    |               |
| California      | 6,552            | 44,298        | 44,033        | 1,573         | -               | 6,851                       | 103,307       | -                 | -             | 5/ 60         | 60            | -                    | -             | -             | 6,552         | 44,298                | 44,093        | 1,573         | -             | 6,851           | 103,307                  |               |
| Colorado        | 181              | 7,102         | 4,610         | -             | 1,164           | 416                         | 13,473        | -                 | -             | -             | -             | -                    | -             | -             | 181           | 7,102                 | 4,610         | -             | 1,164         | 416             | 13,473                   |               |
| Connecticut     | -                | 1,179         | 11,850        | 239           | -               | 1                           | 13,269        | -                 | -             | -             | -             | -                    | -             | -             | -             | 1,179                 | 11,850        | 239           | -             | 1               | 13,269                   |               |
| Delaware        | 3                | 312           | 298           | 20            | 263             | 38                          | 934           | -                 | -             | -             | -             | -                    | -             | 3             | 312           | 298                   | 20            | 263           | 38            | 934             |                          |               |
| Florida         | 1,104            | 8,628         | 12,155        | 2,722         | 7,346           | 1,137                       | 33,092        | -                 | -             | -             | -             | -                    | -             | 1,104         | 8,628         | 12,155                | 2,722         | 7,346         | 1,137         | 33,092          |                          |               |
| Georgia         | 3,004            | 4,937         | 5,953         | 485           | 305             | 99                          | 14,783        | -                 | -             | -             | -             | -                    | -             | 3,004         | 4,937         | 5,953                 | 485           | 305           | 99            | 14,783          |                          |               |
| Idaho           | -                | 1,767         | 2,051         | 71            | 74              | -                           | 3,963         | -                 | -             | -             | -             | -                    | -             | -             | 1,767         | 2,051                 | 71            | 74            | -             | 3,963           |                          |               |
| Illinois        | 14,785           | 37,113        | 28,103        | 5,498         | 12,218          | 2,197                       | 99,914        | -                 | -             | 32            | 32            | -                    | 66            | 66            | 14,785        | 37,113                | 28,201        | 5,498         | 12,218        | 2,197           | 100,012                  |               |
| Indiana         | 129              | 5,298         | 13,309        | 134           | -               | 1,053                       | 19,925        | -                 | -             | -             | -             | -                    | -             | -             | 129           | 5,298                 | 13,309        | 134           | -             | 1,053           | 19,925                   |               |
| Iowa            | -                | 14,288        | 8,689         | 1,037         | 554             | 1,527                       | 26,095        | -                 | -             | -             | -             | -                    | -             | -             | -             | 14,288                | 8,689         | 1,037         | 554           | 1,527           | 26,095                   |               |
| Kansas          | 20               | 18,454        | 5,846         | 1,358         | -               | 161                         | 25,839        | -                 | -             | -             | -             | -                    | -             | 20            | 18,454        | 5,846                 | 1,358         | -             | 161           | 25,839          |                          |               |
| Kentucky        | -                | 7,542         | 7,660         | 542           | -               | 2                           | 15,746        | 1                 | -             | -             | 1             | -                    | -             | -             | 1             | 7,542                 | 7,660         | 542           | -             | 2               | 15,747                   |               |
| Louisiana       | 13               | 10,146        | 7,157         | 1,585         | 1,765           | 1,218                       | 21,884        | -                 | -             | -             | -             | -                    | -             | 13            | 10,146        | 7,157                 | 1,585         | 1,765         | 1,218         | 21,884          |                          |               |
| Maine           | -                | 555           | 5,317         | 19            | 9               | -                           | 5,900         | -                 | -             | 607           | 607           | -                    | -             | -             | -             | 555                   | 5,924         | 19            | 9             | -               | 6,507                    |               |
| Maryland        | -                | 8,881         | 7,795         | 582           | -               | 1,552                       | 18,810        | -                 | -             | -             | -             | -                    | -             | -             | -             | 8,881                 | 7,795         | 582           | -             | 1,552           | 18,810                   |               |
| Massachusetts   | -                | 16,383        | 33,306        | 1,308         | 1,371           | -                           | 54,003        | -                 | -             | -             | -             | -                    | -             | -             | -             | 16,383                | 33,306        | 1,308         | 1,371         | 1,635           | 54,003                   |               |
| Michigan        | -                | 37,141        | 24,511        | 595           | -               | 3,324                       | 65,571        | -                 | 3,007         | 307           | 3,314         | -                    | -             | -             | -             | 40,148                | 24,818        | 595           | -             | 3,324           | 68,885                   |               |
| Minnesota       | 789              | 13,009        | 17,450        | 869           | -               | -                           | 32,117        | -                 | -             | 97            | 97            | -                    | -             | -             | 789           | 13,009                | 17,547        | 869           | -             | -               | 32,214                   |               |
| Mississippi     | 15               | 4,179         | 4,257         | 563           | -               | 35                          | 9,049         | -                 | -             | -             | -             | -                    | -             | 15            | 4,179         | 4,257                 | 563           | -             | 35            | 9,049           |                          |               |
| Missouri        | 2,529            | 15,742        | 10,462        | 1,609         | -               | 2,653                       | 32,995        | -                 | 148           | -             | 148           | -                    | -             | 2,529         | 15,890        | 10,462                | 1,609         | -             | 2,653         | 33,143          |                          |               |
| Montana         | -                | 544           | 2,700         | 192           | -               | 50                          | 3,486         | -                 | -             | -             | -             | -                    | -             | -             | -             | 544                   | 2,700         | 192           | -             | 50              | 3,486                    |               |
| Nebraska        | 67               | 8,816         | 4,095         | 542           | -               | 158                         | 13,678        | -                 | -             | -             | -             | -                    | -             | 67            | 8,816         | 4,095                 | 542           | -             | 158           | 13,678          |                          |               |
| Nevada          | 5                | 949           | 795           | 102           | -               | 219                         | 2,070         | -                 | -             | -             | -             | -                    | -             | 5             | 949           | 795                   | 102           | -             | 219           | 2,070           |                          |               |
| New Hampshire   | -                | 601           | 4,686         | 56            | -               | 216                         | 5,561         | -                 | -             | 22            | 22            | -                    | -             | -             | 601           | 4,710                 | 56            | -             | 216           | 5,583           |                          |               |
| New Jersey      | -                | 13,879        | 21,467        | 1,548         | -               | -                           | 36,894        | -                 | -             | -             | -             | -                    | -             | -             | 13,879        | 21,467                | 1,548         | -             | -             | 36,894          |                          |               |
| New Mexico      | -                | 4,039         | 1,653         | 377           | -               | -                           | 6,069         | -                 | -             | -             | -             | -                    | -             | -             | 4,039         | 1,653                 | 377           | -             | -             | 6,069           |                          |               |
| New York 6/     | 569              | 78,487        | 86,294        | 6,898         | 1,474           | 2,921                       | 176,643       | -                 | -             | -             | -             | -                    | -             | 569           | 78,487        | 86,294                | 6,898         | 1,474         | 2,921         | 176,643         |                          |               |
| North Carolina  | 377              | 7,088         | 6,305         | 820           | 3,779           | 1,129                       | 19,498        | -                 | -             | -             | -             | -                    | -             | 377           | 7,088         | 6,305                 | 820           | 3,779         | 1,129         | 19,498          |                          |               |
| North Dakota    | -                | 2,479         | 1,512         | 392           | -               | 169                         | 4,552         | -                 | -             | -             | -             | -                    | -             | -             | 2,479         | 1,512                 | 392           | -             | 169           | 4,552           |                          |               |
| Ohio            | 10               | 31,309        | 32,345        | 3,206         | -               | 4,189                       | 71,059        | -                 | -             | -             | -             | -                    | -             | 10            | 31,309        | 32,345                | 3,206         | -             | 4,189         | 71,059          |                          |               |
| Oklahoma        | -                | 853           | 6,709         | 268           | -               | -                           | 7,830         | -                 | -             | -             | -             | -                    | -             | -             | -             | 853                   | 6,709         | 268           | -             | -               | 7,830                    |               |
| Oregon 7/       | 10               | 4,000         | 2,827         | 393           | 387             | 607                         | 8,224         | -                 | -             | -             | -             | -                    | -             | 10            | 4,000         | 2,827                 | 393           | 387           | 607           | 8,224           |                          |               |
| Pennsylvania 6/ | 913              | 15,968        | 29,718        | 764           | 11,056          | 3,884                       | 62,303        | -                 | 1,833         | -             | 1,833         | -                    | -             | 913           | 17,801        | 29,718                | 764           | 11,056        | 3,884         | 64,136          |                          |               |
| Rhode Island    | -                | 195           | 5,279         | 266           | -               | -                           | 5,740         | -                 | -             | 63            | 63            | -                    | -             | -             | -             | 195                   | 5,342         | 266           | -             | -               | 5,803                    |               |
| South Carolina  | 136              | 985           | 1,603         | 95            | 679             | 260                         | 3,758         | -                 | -             | -             | -             | -                    | -             | 136           | 985           | 1,603                 | 95            | 679           | 260           | 3,758           |                          |               |
| South Dakota    | -                | 2,136         | 2,139         | 40            | -               | 309                         | 4,624         | -                 | -             | 21            | 21            | -                    | -             | -             | 2,136         | 2,160                 | 40            | -             | 309           | 4,645           |                          |               |
| Tennessee       | 10               | 7,754         | 6,777         | 1,197         | -               | 1,455                       | 17,193        | 1,296             | -             | -             | 1,296         | -                    | -             | 1,306         | 7,754         | 6,777                 | 1,197         | -             | 1,455         | 18,489          |                          |               |
| Texas           | 3,300            | 22,205        | 18,480        | 5,450         | 12,800          | 1,548                       | 63,783        | 11,053            | 1,367         | 200           | 12,620        | -                    | -             | -             | 14,353        | 23,572                | 18,680        | 5,450         | 12,800        | 1,548           | 76,403                   |               |
| Utah            | -                | 1,471         | 1,441         | 20            | 264             | 124                         | 3,320         | -                 | -             | -             | -             | -                    | -             | -             | 1,471         | 1,441                 | 20            | 264           | 124           | 3,320           |                          |               |
| Vermont         | 5                | 936           | 1,768         | 27            | -               | -                           | 2,736         | -                 | -             | -             | -             | -                    | -             | 5             | 936           | 1,768                 | 27            | -             | -             | 2,736           |                          |               |
| Virginia 6/     | 298              | 4,259         | 8,227         | 812           | 648             | 1,067                       | 15,311        | -                 | -             | -             | -             | -                    | -             | 298           | 4,259         | 8,227                 | 812           | 648           | 1,067         | 15,311          |                          |               |
| Washington      | -                | 5,438         | 8,209         | 239           | 3,914           | -                           | 17,800        | -                 | -             | -             | -             | -                    | -             | -             | 5,438         | 8,209                 | 239           | 3,914         | -             | 17,800          |                          |               |
| West Virginia   | -                | 1,226         | 3,148         | 428           | 56              | 102                         | 4,960         | -                 | -             | -             | -             | -                    | -             | -             | 1,226         | 3,148                 | 428           | 56            | 102           | 4,960           |                          |               |
| Wisconsin       | -                | 21,712        | 14,440        | 287           | -               | 1,007                       | 37,446        | -                 | -             | -             | -             | -                    | -             | -             | 21,712        | 14,440                | 287           | -             | 1,007         | 37,446          |                          |               |
| Wyoming 7/      | -                | 900           | 850           | 65            | -               | 75                          | 1,890         | -                 | -             | -             | -             | -                    | -             | -             | 900           | 850                   | 65            | -             | 75            | 1,890           |                          |               |
| Total           | 33,026           | 509,010       | 540,581       | 46,883        | 60,679          | 44,147                      | 1,236,326     | 12,350            | 6,355         | 1,409         | 20,114        | -                    | -             | 66            | 66            | 47,376                | 515,365       | 542,056       | 46,883        | 60,679          | 44,147                   | 1,256,506     |

Highway Finance

1/ See Tables UF-1 and 2 for general note on local finance series.  
2/ Classification of expenditures by system and purpose is not exact. Therefore, the reported current direct expenditures on urban streets may include some transfers for streets, and some expenditures and transfers for State highways and local rural roads.  
3/ Identifiable expenditures for right-of-way. Some expenditures for right-of-way may be included with direct expenditures for construction, maintenance, or miscellaneous.  
4/ Includes administration, preliminary engineering and other miscellaneous payments. Construction engineering included with capital outlay.  
5/ Includes construction.  
6/ Partially estimated.  
7/ Estimated.

LOCAL ROAD FINANCE-1956

CHANGE IN STATUS OF THE HIGHWAY OBLIGATIONS OF URBAN PLACES<sup>1/</sup>

Based primarily upon reports prepared by the State highway departments from State and local records

TABLE UB-2, 1956  
(Formerly UD-C-1)  
ISSUED DECEMBER 1958

| STATE                      | TOTAL DEBT OUTSTANDING AT BEGINNING OF YEAR | LONG TERM DEBT  |               |               |                               |               |                                   | SHORT TERM DEBT                                       |               |               |                               |                          |                                   | TOTAL DEBT OUTSTANDING AT END OF YEAR | STATE                      |
|----------------------------|---|---|---------------|---------------|-------------------------------|---------------|-----------------------------------|---|---------------|---------------|-------------------------------|--------------------------|-----------------------------------|---------------------------------------|----------------------------|
|                            |   | AMOUNT OUTSTANDING AT BEGINNING OF YEAR <sup>2/</sup> | ISSUED        |               | REDEEMED                      |               | AMOUNT OUTSTANDING AT END OF YEAR | AMOUNT OUTSTANDING AT BEGINNING OF YEAR <sup>2/</sup> | ISSUED        |               | REDEEMED                      |                          | AMOUNT OUTSTANDING AT END OF YEAR |                                       |                            |
|                            |   |   | ORIGINAL      | REFUNDING     | FROM CURRENT OR SINKING FUNDS | BY REFUNDING  |                                   |   | ORIGINAL      | EXTENSIONS    | FROM CURRENT OR SINKING FUNDS | BY EXTENSIONS OR FUNDING |                                   |                                       |                            |
|                            | 1,000 Dollars                               | 1,000 Dollars   | 1,000 Dollars | 1,000 Dollars | 1,000 Dollars                 | 1,000 Dollars | 1,000 Dollars                     | 1,000 Dollars   | 1,000 Dollars | 1,000 Dollars | 1,000 Dollars                 | 1,000 Dollars            | 1,000 Dollars                     | 1,000 Dollars                         |                            |
| Alabama                    | 40,314                                      | 39,344  | 2,574         | -             | 3,020                         | -             | 38,898                            | 970   | 690           | -             | 702                           | -                        | 958                               | 39,856                                | Alabama                    |
| Arizona                    | 7,739                                       | 7,739   | 1,370         | -             | 1,219                         | -             | 7,890                             | -   | -             | -             | -                             | -                        | -                                 | 7,890                                 | Arizona                    |
| Arkansas                   | 1,709                                       | 1,709   | -             | -             | 107                           | -             | 1,602                             | -   | -             | -             | -                             | -                        | -                                 | 1,602                                 | Arkansas                   |
| California                 | 47,986                                      | 47,986  | 16,861        | -             | 4,187                         | -             | 60,660                            | -   | -             | -             | -                             | -                        | -                                 | 60,660                                | California                 |
| Colorado                   | 8,023                                       | 8,023   | 3,325         | -             | 14                            | -             | 11,334                            | -   | 10            | -             | 6                             | -                        | 4                                 | 11,338                                | Colorado                   |
| Connecticut                | 7,259                                       | 7,769   | 1,680         | -             | 1,987                         | -             | 7,462                             | 90  | -             | -             | 30                            | -                        | 60                                | 7,322                                 | Connecticut                |
| Delaware                   | 1,476                                       | 1,476   | 50            | -             | 250                           | -             | 1,276                             | -   | -             | -             | -                             | -                        | -                                 | 1,276                                 | Delaware                   |
| Florida                    | 81,107                                      | 81,107  | 3,957         | -             | 4,947                         | -             | 80,117                            | -   | -             | -             | -                             | -                        | -                                 | 80,117                                | Florida                    |
| Georgia                    | 19,836                                      | 19,836  | 2,515         | -             | 842                           | -             | 21,509                            | -   | -             | -             | -                             | -                        | -                                 | 21,509                                | Georgia                    |
| Idaho                      | 2,112                                       | 2,112   | 474           | -             | 369                           | -             | 2,217                             | -   | -             | -             | -                             | -                        | -                                 | 2,217                                 | Idaho                      |
| Illinois <sup>3/</sup>     | 179,593                                     | 179,213   | 19,215        | 10,100        | 5,184                         | 483           | 202,861                           | 380   | 87            | -             | 32                            | -                        | 435                               | 203,296                               | Illinois <sup>3/</sup>     |
| Indiana                    | 8,365                                       | 8,365   | 1,305         | -             | 566                           | -             | 9,104                             | -   | 3             | -             | 1                             | -                        | 2                                 | 9,106                                 | Indiana                    |
| Iowa                       | 28,495                                      | 28,495  | 4,440         | -             | 3,994                         | -             | 28,941                            | -   | -             | -             | -                             | -                        | -                                 | 28,941                                | Iowa                       |
| Kansas                     | 61,565                                      | 56,484  | 18,369        | -             | 8,326                         | -             | 66,527                            | 5,081   | 1,584         | 3,711         | 872                           | 3,711                    | 5,793                             | 72,320                                | Kansas                     |
| Kentucky                   | 23,154                                      | 23,124  | 40            | -             | 465                           | -             | 22,699                            | 30  | -             | -             | 4                             | -                        | 26                                | 22,725                                | Kentucky                   |
| Louisiana                  | 55,042                                      | 54,599  | 6,950         | -             | 3,731                         | -             | 57,818                            | 443   | 225           | 1             | 115                           | 1                        | 553                               | 58,371                                | Louisiana                  |
| Maine                      | 843   | 822   | 376           | -             | 123                           | -             | 1,075                             | 21  | 28            | -             | 7                             | -                        | 42                                | 1,117                                 | Maine                      |
| Maryland                   | 21,763                                      | 21,763  | 1,600         | -             | 2,954                         | -             | 20,409                            | -   | -             | -             | -                             | -                        | -                                 | 20,409                                | Maryland                   |
| Massachusetts              | 57,748                                      | 57,748  | 8,408         | -             | 6,481                         | -             | 59,675                            | -   | -             | -             | -                             | -                        | -                                 | 59,675                                | Massachusetts              |
| Michigan                   | 37,315                                      | 37,315  | 11,080        | -             | 1,465                         | -             | 46,930                            | -   | -             | -             | -                             | -                        | -                                 | 46,930                                | Michigan                   |
| Minnesota                  | 38,288                                      | 37,262  | 8,782         | -             | 4,099                         | -             | 41,945                            | 1,026   | 1,001         | -             | 1,020                         | -                        | 1,007                             | 42,952                                | Minnesota                  |
| Mississippi                | 23,678                                      | 22,325  | 5,064         | 4             | 3,105                         | 4             | 24,284                            | 1,353   | 1,419         | -             | -                             | -                        | 1,257                             | 25,541                                | Mississippi                |
| Missouri                   | 50,063                                      | 50,029  | 10,638        | -             | 1,456                         | -             | 59,211                            | 34  | -             | -             | 19                            | -                        | 15                                | 59,226                                | Missouri                   |
| Montana                    | 3,869                                       | 3,869   | 754           | -             | 513                           | -             | 4,110                             | -   | -             | -             | -                             | -                        | -                                 | 4,110                                 | Montana                    |
| Nebraska                   | 26,661                                      | 23,490  | 3,701         | -             | 2,589                         | -             | 24,602                            | 3,171   | 3,152         | -             | 2,320                         | -                        | 4,003                             | 28,605                                | Nebraska                   |
| Nevada                     | 2,864                                       | 2,864   | 1,017         | -             | 439                           | -             | 3,442                             | -   | -             | -             | -                             | -                        | -                                 | 3,442                                 | Nevada                     |
| New Hampshire              | 3,391                                       | 3,391   | 285           | -             | 433                           | -             | 3,241                             | -   | -             | -             | -                             | -                        | -                                 | 3,241                                 | New Hampshire              |
| New Jersey                 | 50,510                                      | 43,810  | 7,845         | -             | 5,149                         | -             | 46,506                            | 6,700   | 8,336         | -             | 6,538                         | -                        | 8,498                             | 55,004                                | New Jersey                 |
| New Mexico                 | 8,913                                       | 8,913   | 1,842         | -             | 1,906                         | -             | 8,849                             | -   | -             | -             | -                             | -                        | -                                 | 8,849                                 | New Mexico                 |
| New York <sup>4/</sup>     | 503,088                                     | 503,088   | 59,930        | -             | 25,405                        | -             | 537,613                           | (5/)  | (22,687)      | -             | (47,025)                      | -                        | (5/)                              | 537,613                               | New York <sup>4/</sup>     |
| North Carolina             | 31,109                                      | 29,985  | 2,925         | -             | 1,946                         | -             | 30,964                            | 1,124   | 2,095         | -             | 1,036                         | -                        | 2,183                             | 33,147                                | North Carolina             |
| North Dakota               | 11,787                                      | 11,787  | 2,269         | -             | 1,211                         | -             | 12,845                            | -   | -             | -             | -                             | -                        | -                                 | 12,845                                | North Dakota               |
| Ohio                       | 128,566                                     | 121,377   | 29,219        | -             | 10,406                        | -             | 140,170                           | 7,209   | 5,496         | -             | 10,685                        | -                        | 2,020                             | 142,190                               | Ohio                       |
| Oklahoma                   | 14,413                                      | 14,413  | 1,125         | -             | 826                           | -             | 14,712                            | -   | -             | -             | -                             | -                        | -                                 | 14,712                                | Oklahoma                   |
| Oregon <sup>5/</sup>       | 11,908                                      | 11,457  | 1,000         | -             | 1,585                         | -             | 10,872                            | 451   | -             | -             | 200                           | -                        | 251                               | 11,123                                | Oregon <sup>5/</sup>       |
| Pennsylvania <sup>4/</sup> | 120,373                                     | 120,373   | 12,984        | 32            | 8,968                         | 32            | 124,389                           | (5/)  | (292)         | -             | (429)                         | -                        | (5/)                              | 124,389                               | Pennsylvania <sup>4/</sup> |
| Rhode Island               | 12,918                                      | 12,918  | -             | -             | 932                           | -             | 11,966                            | -   | -             | -             | -                             | -                        | -                                 | 11,966                                | Rhode Island               |
| South Carolina             | 3,555                                       | 3,555   | -             | -             | 313                           | -             | 3,242                             | -   | -             | -             | -                             | -                        | -                                 | 3,242                                 | South Carolina             |
| South Dakota               | 1,800                                       | 1,800   | 467           | -             | 313                           | -             | 1,954                             | -   | -             | -             | -                             | -                        | 1,954                             | South Dakota                          |                            |
| Tennessee                  | 39,055                                      | 38,687  | 4,686         | -             | 2,905                         | -             | 40,468                            | 368   | 17            | -             | 289                           | -                        | 96                                | 40,564                                | Tennessee                  |
| Texas                      | 195,119                                     | 195,067   | 33,192        | 218           | 11,356                        | 218           | 216,903                           | 52  | -             | -             | 31                            | -                        | 21                                | 216,924                               | Texas                      |
| Utah                       | 703   | 703   | 229           | -             | 115                           | -             | 817                               | -   | -             | -             | -                             | -                        | -                                 | 817                                   | Utah                       |
| Vermont                    | 1,583                                       | 1,583   | 505           | -             | 174                           | -             | 1,914                             | -   | -             | -             | -                             | -                        | -                                 | 1,914                                 | Vermont                    |
| Virginia <sup>4/</sup>     | 26,819                                      | 26,819  | 1,904         | -             | 1,699                         | -             | 27,024                            | -   | -             | -             | -                             | -                        | -                                 | 27,024                                | Virginia <sup>4/</sup>     |
| Washington                 | 8,367                                       | 8,225   | 820           | -             | 763                           | -             | 8,282                             | 142   | 213           | -             | 55                            | -                        | 300                               | 8,582                                 | Washington                 |
| West Virginia              | 17,253                                      | 17,253  | 455           | -             | 314                           | -             | 17,394                            | -   | -             | -             | -                             | -                        | -                                 | 17,394                                | West Virginia              |
| Wisconsin                  | 22,796                                      | 22,796  | 6,520         | -             | 2,215                         | -             | 27,101                            | -   | -             | -             | -                             | -                        | -                                 | 27,101                                | Wisconsin                  |
| Wyoming <sup>6/</sup>      | 415   | 415   | 948           | -             | 325                           | -             | 1,038                             | -   | -             | -             | -                             | -                        | -                                 | 1,038                                 | Wyoming <sup>6/</sup>      |
| Total                      | 2,051,908                                   | 2,023,263   | 303,695       | 10,354        | 141,713                       | 737           | 2,194,862                         | 28,645  | 24,356        | 3,712         | 25,477                        | 3,712                    | 27,524                            | 2,222,386                             | Total                      |

1/ See tables IF-1 and 2 for general notes on local finance series.  
 2/ Differences between debt outstanding at the end of 1955 and the beginning of 1956 due to inclusion of previously omitted data and other necessary adjustments.  
 3/ Public benefit debt not included.  
 4/ Partially estimated.  
 5/ Data not available. Therefore, borrowings and retirements shown in parentheses are not included in column totals.  
 6/ Estimated.

# Highway Finance

131

## LOCAL ROAD FINANCE-1956

### RECEIPTS OF URBAN PLACES FOR ALLIED STREET FUNCTIONS<sup>1/</sup>

TABLE UF-11, 1956  
(Formerly UF-R-A)  
ISSUED DECEMBER 1956

Based primarily upon reports prepared by the State highway departments from State and local records

| STATE                        | PROPERTY TAXES |                    |               | TRANSFERS FROM OTHER URBAN FUNDS | PARKING FACILITY REVENUE |               |                | OTHER         | BORROWINGS    | TOTAL          | NUMBER OF PARKING FACILITIES REPORTED <sup>2/</sup> |                              |
|------------------------------|----------------|--------------------|---------------|----------------------------------|--------------------------|---------------|----------------|---------------|---------------|----------------|---|------------------------------|
|                              | GENERAL        | SPECIAL ASSESSMENT | TOTAL         |                                  | METERS                   | LOTS          | TOTAL          |               |               |                | NUMBER OF METERS                                    | NUMBER OF LOTS <sup>3/</sup> |
|                              | 1,000 Dollars  | 1,000 Dollars      | 1,000 Dollars | 1,000 Dollars                    | 1,000 Dollars            | 1,000 Dollars | 1,000 Dollars  | 1,000 Dollars | 1,000 Dollars | 1,000 Dollars  |   |                              |
| Alabama                      | 432            | -                  | 432           | 6                                | 955                      | -             | 955            | 230           | -             | 1,623          | 23,851  | -                            |
| Arizona                      | -              | -                  | -             | 774                              | 525                      | -             | 525            | -             | -             | 1,299          | 8,470   | -                            |
| Arkansas                     | -              | -                  | -             | 658                              | 1,031                    | 8             | 1,039          | 1             | -             | 1,698          | 17,457  | -                            |
| California <sup>4/</sup>     | 2,404          | -                  | 2,404         | 12,586                           | 7,801                    | 1,180         | 8,981          | 148           | 9,106         | 33,225         | 114,463   | 251                          |
| Colorado                     | 271            | -                  | 271           | 2,240                            | -                        | -             | -              | 35            | -             | 2,546          | 5/ 12,831   | -                            |
| Connecticut <sup>4/</sup>    | -              | 115                | 115           | 4,679                            | 1,624                    | -             | 1,624          | 109           | 857           | 7,384          | (6/)  | (6/)                         |
| Delaware                     | 325            | -                  | 325           | 98                               | 145                      | -             | 145            | -             | -             | 568            | 2,486   | -                            |
| Florida                      | 1,567          | 852                | 2,419         | 2,855                            | 3,252                    | -             | 3,252          | 609           | 4,015         | 13,190         | 55,474  | 105                          |
| Georgia                      | -              | -                  | -             | 3,119                            | 2,084                    | 5             | 2,089          | 1             | 977           | 6,186          | 34,804  | -                            |
| Idaho                        | 297            | 116                | 413           | 250                              | 360                      | -             | 360            | -             | 30            | 1,053          | 8,732   | -                            |
| Illinois                     | 5,914          | 322                | 6,236         | 12,873                           | 11,057                   | -             | 11,057         | 732           | 36,453        | 67,351         | 110,280   | 259                          |
| Indiana                      | -              | -                  | -             | 4,131                            | 3,364                    | -             | 3,364          | -             | 300           | 7,795          | (6/)  | (6/)                         |
| Iowa                         | 3,345          | 103                | 3,448         | 190                              | 4,267                    | -             | 4,267          | 7/ 961        | 2,572         | 11,438         | 32,625  | 2                            |
| Kansas                       | 237            | 278                | 515           | 911                              | 1,212                    | 76            | 1,288          | 91            | 4,383         | 7,188          | 21,627  | 16                           |
| Kentucky                     | -              | -                  | -             | 1,113                            | 8/ 1,825                 | -             | 1,825          | -             | -             | 2,938          | 9/ 25,320   | -                            |
| Louisiana <sup>4/</sup>      | 658            | 46                 | 704           | 2,874                            | 627                      | -             | 627            | 549           | 53            | 4,807          | 19,728  | (6/)                         |
| Maine                        | -              | -                  | -             | -                                | 8/ 129                   | -             | 129            | -             | -             | 129            | (6/)  | (6/)                         |
| Maryland <sup>10/</sup>      | -              | -                  | -             | 3,830                            | -                        | -             | -              | -             | -             | 3,830          | (6/)  | (6/)                         |
| Massachusetts <sup>4/</sup>  | -              | 274                | 274           | 15,682                           | 2,836                    | 523           | 3,359          | 656           | 4,567         | 24,538         | 45,142  | 155                          |
| Michigan <sup>4/</sup>       | -              | -                  | -             | -                                | -                        | 64            | 64             | 68            | -             | 132            | (6/)  | (6/)                         |
| Minnesota                    | 5,223          | 3,327              | 8,550         | 1,016                            | 1,860                    | 163           | 2,023          | 618           | 5,261         | 17,468         | 25,463  | 10                           |
| Mississippi                  | -              | -                  | -             | 827                              | 879                      | -             | 879            | -             | -             | 1,706          | (6/)  | (6/)                         |
| Missouri                     | 232            | 5                  | 237           | 4,675                            | 2,440                    | 246           | 2,686          | 479           | 439           | 8,516          | 35,793  | 20                           |
| Montana                      | 234            | 400                | 634           | 176                              | 709                      | 77            | 786            | -             | 81            | 1,677          | 10,402  | 15                           |
| Nebraska                     | 1,364          | 12                 | 1,376         | -                                | 1,089                    | -             | 1,089          | 80            | 1,316         | 3,861          | 16,575  | 1                            |
| Nevada <sup>4/</sup>         | 23             | 36                 | 59            | 97                               | 358                      | -             | 358            | 14            | -             | 528            | (6/)  | (6/)                         |
| New Hampshire <sup>1/</sup>  | -              | -                  | -             | -                                | -                        | -             | -              | -             | -             | -              | -   | -                            |
| New Jersey <sup>4/</sup>     | -              | 124                | 124           | 14,140                           | 2,939                    | 172           | 3,111          | 99            | -             | 17,474         | (6/)  | (6/)                         |
| New Mexico                   | -              | -                  | -             | 904                              | 501                      | 8             | 509            | -             | 1,956         | 3,369          | 9,204   | 1                            |
| New York <sup>4/ 11/</sup>   | 6,186          | -                  | 6,186         | 59,702                           | 10,508                   | 111           | 10,619         | 1,538         | 6,830         | 84,875         | (6/)  | (6/)                         |
| North Carolina               | -              | -                  | -             | 4,087                            | 1,791                    | -             | 1,791          | -             | -             | 5,878          | 29,725  | 49                           |
| North Dakota                 | -              | 623                | 623           | 541                              | -                        | 53            | 53             | 5             | 928           | 2,150          | 250   | 2                            |
| Ohio <sup>4/</sup>           | -              | 3,785              | 3,785         | 6,455                            | 5,816                    | 462           | 6,278          | 6,422         | 2,461         | 25,401         | 12/ 48,644  | 12/ 6                        |
| Oklahoma                     | -              | 27                 | 27            | 5,221                            | 1,733                    | -             | 1,733          | -             | 4,052         | 11,033         | 27,010  | 1                            |
| Oregon <sup>13/</sup>        | 185            | 150                | 335           | 1,462                            | 1,772                    | 1             | 1,772          | 1,545         | -             | 5,114          | 9/ 17,049   | 9/ 10                        |
| Pennsylvania <sup>11/</sup>  | 8,486          | 11                 | 8,497         | 10,545                           | 7,882                    | 450           | 8,332          | 2,526         | 1,063         | 30,963         | (6/)  | (6/)                         |
| Rhode Island <sup>4/</sup>   | -              | -                  | -             | -                                | 14/ 375                  | -             | 375            | -             | -             | 375            | (6/)  | (6/)                         |
| South Carolina               | -              | -                  | -             | 2,282                            | 817                      | 113           | 930            | -             | -             | 3,212          | 16,287  | 31                           |
| South Dakota                 | 24             | -                  | 24            | 998                              | 326                      | 83            | 1,409          | 1             | 90            | 1,522          | 7,407   | 12                           |
| Tennessee                    | -              | -                  | -             | 1,014                            | 1,693                    | -             | 1,693          | 567           | -             | 3,274          | (6/)  | (6/)                         |
| Texas <sup>4/</sup>          | 3,841          | 70                 | 3,911         | 10,202                           | 5,567                    | 211           | 5,778          | 429           | 7,609         | 27,929         | 88,772  | 74                           |
| Utah                         | 333            | -                  | 333           | 8                                | 500                      | -             | 500            | 17            | -             | 858            | 6,758   | -                            |
| Vermont                      | -              | -                  | -             | 697                              | 321                      | -             | 321            | 5             | 42            | 1,065          | 4,988   | 10                           |
| Virginia                     | -              | -                  | -             | 3,265                            | 1,703                    | -             | 1,703          | -             | -             | 4,968          | (6/)  | (6/)                         |
| Washington <sup>4/</sup>     | 265            | 21                 | 286           | 4,223                            | 4/ 2,010                 | -             | 2,010          | 9             | 15            | 6,543          | 24,410  | 16                           |
| West Virginia                | 16             | 21                 | 37            | 880                              | 1,406                    | 1,051         | 2,457          | 178           | 137           | 3,689          | 18,176  | 33                           |
| Wisconsin                    | -              | 1,676              | 1,676         | 13,080                           | 1,941                    | 643           | 2,584          | 633           | 1,824         | 19,797         | (6/)  | (6/)                         |
| Wyoming <sup>1/</sup>        | -              | -                  | -             | -                                | -                        | -             | -              | -             | -             | -              | -   | -                            |
| Dist. of Col. <sup>15/</sup> | -              | -                  | -             | -                                | -                        | -             | -              | -             | -             | -              | -   | -                            |
| <b>Total</b>                 | <b>41,862</b>  | <b>12,394</b>      | <b>54,256</b> | <b>215,366</b>                   | <b>100,029</b>           | <b>5,700</b>  | <b>105,729</b> | <b>19,355</b> | <b>97,417</b> | <b>492,123</b> | <b>920,203</b>                                      | <b>1,079</b>                 |

1/ See Tables UF-1 and 2 for general note on local highway finance. Information not available for New Hampshire and Wyoming.  
 2/ Number of meters and lots not reported by all States reporting revenue.  
 3/ Includes parking garages and ramps as follows: Illinois, 8; Kansas, 3; Massachusetts, 17; North Carolina, 1; South Carolina, 1; Washington, 3; West Virginia, 10.  
 4/ Includes data reported for certain rural areas as follows: county special lighting districts and parking facilities in 8 unincorporated areas in California; allied functions and parking facilities of rural towns and certain rural areas in Connecticut, Massachusetts, New Jersey, New York, Texas and Washington; parking facilities of the Huron-Clinton Metropolitan Authority in Michigan, rural towns in Rhode Island, and townships in Ohio; and street lighting in Louisiana and in unincorporated places in Nevada.  
 5/ 1953 data.  
 6/ Not available.  
 7/ Includes \$197,395 from State for allied functions.  
 8/ Amount of parking facility revenue reported in street funds. Other data not available.  
 9/ 1954 data.  
 10/ Parking meter data incomplete; non-State maintained counties reported \$343,370 parking meter fees collected and \$71,152 expended for parking meter purposes. Other allied functions represent only amounts included with street finance.  
 11/ Partially estimated.  
 12/ 1952 data.  
 13/ Estimated.  
 14/ Parking facility revenue transferred to general fund.  
 15/ Parking facility data included with State finance reports; other allied function information not available for 1956.

LOCAL ROAD FINANCE-1956

DISBURSEMENTS BY URBAN PLACES FOR ALLIED STREET FUNCTIONS<sup>1/</sup>

Based primarily upon reports prepared by the State highway departments from State and local records

TABLE UF-12, 1956  
(Formerly UF-D-A)  
ISSUED DECEMBER 1958

| STATE             | CAPITAL OUTLAY     |                 |                 |               |               |               | MAINTENANCE AND OPERATION |                 |                 |               |               |               | DEBT SERVICE  |               |               | OTHER         | PARKING FACILITY REVENUE TRANSFERRED TO STREET FUNDS | TOTAL         |        |
|-------------------|--------------------|-----------------|-----------------|---------------|---------------|---------------|---------------------------|-----------------|-----------------|---------------|---------------|---------------|---------------|---------------|---------------|---------------|--|---------------|--------|
|                   | PARKING FACILITIES | STREET LIGHTING | STREET CLEANING | SIDE-WALKS    | STORM SEWERS  | TOTAL         | PARKING FACILITIES        | STREET LIGHTING | STREET CLEANING | SIDE-WALKS    | STORM SEWERS  | TOTAL         | INTEREST      | PRINCIPAL     | TOTAL         |               |  |               |        |
|                   | 1,000 Dollars      | 1,000 Dollars   | 1,000 Dollars   | 1,000 Dollars | 1,000 Dollars | 1,000 Dollars | 1,000 Dollars             | 1,000 Dollars   | 1,000 Dollars   | 1,000 Dollars | 1,000 Dollars | 1,000 Dollars | 1,000 Dollars | 1,000 Dollars | 1,000 Dollars | 1,000 Dollars | 1,000 Dollars  | 1,000 Dollars |        |
| Alabama           | 85                 | -               | -               | -             | -             | 85            | 71                        | 2/ 1,186        | -               | 2/ 93         | -             | 1,350         | -             | -             | -             | 25            | 880  | 2,340         |        |
| Arizona           | -                  | -               | -               | -             | -             | -             | 57                        | 435             | 258             | -             | 81            | -             | -             | -             | -             | 468           | -  | 1,299         |        |
| Arkansas          | 141                | -               | -               | -             | -             | 141           | 82                        | 2/ 658          | -               | -             | -             | 740           | -             | -             | -             | 280           | 548  | 1,709         |        |
| California 3/     | 8,422              | 1,072           | -               | -             | (4/)          | 9,494         | 1,970                     | 12,656          | -               | -             | -             | 14,626        | 396           | 525           | 921           | 3,620         | 288  | 28,949        |        |
| Colorado          | 35                 | 1,540           | -               | -             | -             | 1,575         | -                         | -               | 2/ 971          | -             | -             | 971           | -             | -             | -             | -             | -  | 2,546         |        |
| Connecticut 3/    | 1,010              | -               | -               | 231           | 965           | 2,206         | 553                       | 3,077           | -               | 152           | 41            | 3,823         | 103           | 438           | 541           | 1,019         | 20   | 7,609         |        |
| Delaware          | 9                  | -               | -               | -             | 9             | 9             | 19                        | 2/ 253          | -               | 2/ 170        | -             | 442           | -             | -             | -             | -             | -  | 451           |        |
| Florida           | 2,118              | 55              | -               | 730           | 1,561         | 4,464         | 249                       | 3,112           | 2/ 697          | 69            | 575           | 4,702         | 623           | 1,540         | 2,163         | 199           | 1,198  | 12,726        |        |
| Georgia           | 365                | 197             | -               | 27            | 130           | 719           | 284                       | 1,845           | 2/ 915          | 8             | 5             | 3,057         | 42            | 1             | 43            | 1,803         | -  | 5,622         |        |
| Idaho             | 54                 | 16              | -               | 81            | 2             | 153           | 54                        | 560             | -               | 18            | 3             | 635           | 22            | 7             | 29            | 27            | 224  | 1,068         |        |
| Illinois          | 8,478              | 17,210          | 19              | 443           | 5,092         | 31,242        | -                         | 3,425           | 4,041           | 234           | 415           | 11,553        | 2,458         | 1,422         | 3,880         | 2,917         | 1,010  | 50,602        |        |
| Indiana           | -                  | -               | -               | -             | -             | -             | 2/ 883                    | 2/ 3,437        | 274             | -             | 320           | 4,914         | 24            | 112           | 136           | 2,917         | 2,445  | 7,495         |        |
| Iowa              | 1,135              | 98              | 70              | 258           | 1,020         | 2,581         | 1,102                     | 1,816           | 1,518           | -             | -             | 4,436         | 189           | 831           | 1,020         | 3,401         | -  | 11,438        |        |
| Kansas            | 526                | 311             | -               | 119           | 3,723         | 4,679         | -                         | 778             | -               | -             | 1             | 1,015         | 125           | 785           | 910           | 913           | 26   | 7,543         |        |
| Kentucky          | -                  | -               | -               | -             | -             | -             | 2/ 161                    | 2/ 851          | 262             | -             | -             | 1,274         | -             | -             | -             | -             | 1,693  | 2,967         |        |
| Louisiana         | 179                | 120             | -               | 59            | 843           | 1,201         | 74                        | 1,646           | 1,297           | 9             | 467           | 3,493         | 173           | 341           | 514           | 217           | 156  | 5,581         |        |
| Maine             | -                  | -               | -               | -             | -             | -             | -                         | -               | -               | -             | -             | -             | -             | -             | -             | -             | -  | -             |        |
| Maryland          | -                  | -               | -               | -             | -             | -             | -                         | 3,688           | -               | 141           | 1             | 3,830         | -             | -             | -             | -             | 5/ 129   | 129           |        |
| Massachusetts 3/  | 5,243              | 144             | -               | 1,522         | 1,476         | 8,390         | 1,167                     | 8,527           | 3,492           | 917           | 374           | 14,477        | 18            | 978           | 996           | -             | 675  | 3,830         |        |
| Michigan 3/       | 132                | -               | -               | -             | -             | 132           | -                         | -               | -               | -             | -             | -             | -             | -             | -             | -             | -  | 24,538        |        |
| Minnesota         | 628                | 1,731           | 96              | 1,054         | 6/ 6,372      | 9,881         | 441                       | 2,813           | 846             | 92            | 5/ 547        | 4,739         | 5/ 313        | 6/ 888        | 1,201         | 358           | 1,183  | 17,362        |        |
| Mississippi       | 53                 | -               | -               | -             | -             | 53            | 125                       | 2/ 827          | -               | -             | -             | 952           | -             | -             | -             | 701           | -  | 1,706         |        |
| Missouri          | 937                | 709             | -               | -             | -             | 1,646         | 1,034                     | 3,416           | -               | -             | -             | 4,450         | 248           | 134           | 382           | 663           | 1,075  | 8,216         |        |
| Montana           | 35                 | 39              | -               | 58            | 38            | 170           | 219                       | 581             | -               | 2             | 7             | 809           | 34            | 161           | 195           | 259           | 264  | 1,697         |        |
| Nebraska          | 63                 | 89              | -               | 30            | 672           | 854           | 177                       | 1,317           | -               | -             | -             | 1,494         | 29            | 45            | 74            | 726           | 65   | 3,213         |        |
| Nevada 3/         | 58                 | 11              | -               | -             | 116           | 185           | 88                        | 85              | -               | -             | -             | 173           | 7             | 45            | 52            | 191           | -  | 601           |        |
| New Hampshire 1/  | -                  | -               | -               | -             | -             | -             | -                         | -               | -               | -             | -             | -             | -             | -             | -             | -             | -  | -             |        |
| New Jersey 3/     | -                  | -               | -               | -             | -             | -             | 2/ 2,808                  | 2/ 7,993        | 2/ 4,397        | 2/ 3          | 2/ 1,304      | 16,505        | -             | -             | -             | -             | -  | 969           | 17,474 |
| New Mexico        | 278                | -               | -               | -             | 998           | 1,276         | 251                       | 391             | -               | -             | -             | 642           | 129           | 159           | 288           | 879           | -  | 3,085         |        |
| New York 3/ 7/    | 8,071              | 3,783           | -               | 534           | 3,345         | 15,733        | 3,215                     | 31,320          | 22,888          | 173           | 468           | 58,064        | 321           | 2,745         | 3,066         | 5,062         | 1,223  | 81,925        |        |
| North Carolina    | -                  | -               | -               | -             | -             | -             | 2/ 568                    | 2/ 1,430        | -               | -             | -             | 4,655         | -             | -             | -             | -             | -  | 5,978         |        |
| North Dakota      | 133                | 109             | -               | 325           | 380           | 947           | 36                        | 531             | -               | -             | -             | 567           | 93            | 407           | 500           | 14            | -  | 2,028         |        |
| Ohio 3/           | 1,598              | 520             | 139             | 1,099         | 353           | 3,709         | 1,777                     | 9,133           | 4,912           | 350           | 360           | 16,532        | 410           | 1,638         | 2,048         | 3,063         | 581  | 25,933        |        |
| Oklahoma          | 5                  | 7               | -               | 4             | 9             | 25            | 39                        | 232             | 4,898           | 50            | 4,019         | 9,238         | 222           | 567           | 789           | 1,757         | 18   | 11,827        |        |
| Oregon 8/         | 75                 | 100             | 120             | 125           | 250           | 670           | 400                       | 1,300           | 1,150           | 100           | 125           | 3,075         | 3             | 44            | 1,000         | 350           | 5,142  |               |        |
| Pennsylvania 7/   | 585                | -               | -               | -             | -             | 585           | 319                       | 2/ 11,018       | 2/ 6,565        | 2/ 450        | 2/ 3,503      | 21,855        | -             | -             | -             | 41            | 8,482  | 30,963        |        |
| Rhode Island 3/   | -                  | -               | -               | -             | -             | -             | -                         | -               | -               | -             | -             | -             | -             | -             | -             | 2/ 375        | -  | 375           |        |
| South Carolina    | 284                | -               | -               | -             | 365           | 649           | 125                       | 2/ 778          | 819             | 25            | 128           | 1,875         | -             | -             | -             | 629           | 59   | 3,212         |        |
| South Dakota      | 191                | 21              | -               | 8             | 230           | 449           | 141                       | 783             | -               | 11            | 102           | 1,037         | 3             | 17            | 20            | 45            | 33   | 3,265         |        |
| Tennessee         | 149                | -               | -               | -             | 10            | 149           | 76                        | 2/ 1,581        | -               | -             | -             | 1,657         | -             | -             | -             | -             | 1,468  | 3,274         |        |
| Texas 3/          | 408                | 508             | 246             | -             | 5,792         | 6,954         | 803                       | 4,275           | 2,818           | -             | 831           | 8,727         | 1,279         | 2,622         | 3,901         | 4,916         | 349  | 24,847        |        |
| Utah              | 18                 | -               | -               | 55            | 73            | 103           | 224                       | 224             | 79              | -             | -             | 406           | -             | -             | -             | 379           | -  | 858           |        |
| Vermont           | 70                 | -               | -               | -             | 70            | 140           | 33                        | 2/ 373          | -               | 2/ 98         | 2/ 236        | 740           | 8             | 27            | 35            | 212           | -  | 1,057         |        |
| Virginia          | 418                | 569             | -               | 572           | 878           | 2,437         | 172                       | 939             | -               | 154           | 153           | 1,418         | -             | -             | -             | -             | 1,113  | 4,968         |        |
| Washington 3/     | 123                | 345             | -               | 57            | 179           | 704           | 294                       | 1,962           | 1,393           | 182           | 157           | 3,988         | 66            | 197           | 263           | 1,530         | 42   | 6,527         |        |
| West Virginia     | 817                | -               | -               | 36            | 98            | 951           | 368                       | 803             | -               | 4             | 13            | 1,188         | 98            | 68            | 166           | 1,328         | -  | 3,633         |        |
| Wisconsin         | 1,695              | 838             | 200             | 824           | 5,451         | 9,008         | 1,120                     | 4,453           | 2,352           | 915           | 509           | 9,349         | 197           | 1,002         | 1,199         | 241           | -  | 19,797        |        |
| Wyoming 1/        | -                  | -               | -               | -             | -             | -             | -                         | -               | -               | -             | -             | -             | -             | -             | -             | -             | -  | -             |        |
| Dist. of Col. 10/ | -                  | -               | -               | -             | -             | -             | -                         | -               | -               | -             | -             | -             | -             | -             | -             | -             | -  | -             |        |
| Total             | 44,629             | 30,142          | 890             | 8,251         | 40,118        | 124,030       | 25,132                    | 136,886         | 68,442          | 4,250         | 15,594        | 250,304       | 7,618         | 17,761        | 25,379        | 39,258        | 26,566   | 465,537       |        |

1/ See Tables UF-1 and 2 for general note on local highway finance series. Information not available for New Hampshire and Wyoming.

2/ Capital outlay and maintenance not segregated.

3/ Includes data reported for certain rural areas as follows: County special lighting districts and parking facilities in 8 unincorporated areas in California; allied functions and parking facilities of rural towns and certain rural areas in Connecticut, Massachusetts, New Jersey, New York, Texas and Washington; parking facilities of the Huron-Clinton Metropolitan Authority in Michigan; rural towns in Rhode Island, and townships in Ohio; and street lighting in Louisiana and unincorporated places in Nevada.

4/ Included in expenditures for streets.

5/ Parking fees transferred to street. Expenditures not available.

6/ Includes data for curbs and gutters as follows: \$2,170,000 capital outlay; \$77,000 maintenance, interest, and \$194,000 principal.

7/ Partially estimated.

8/ Estimated.

9/ Net parking meter revenue transferred to general fund. Other data not available.

10/ Parking facility data included with State finance reports; other allied function information not available for 1956.

LOCAL ROAD FINANCE-1956  
RECEIPTS OF TOLL FACILITIES OWNED AND OPERATED BY RURAL UNITS<sup>1/</sup>

LF-32, 1956  
ISSUED DECEMBER 1956

| STATE       | NAME OF FACILITY  | OPERATING AUTHORITY   | RECEIPTS                              |                                     |                                     |                                     |  |
|-------------|---|---|---------------------------------------|-------------------------------------|-------------------------------------|-------------------------------------|--|
|             |   |   | TOLLS                                 | TRANSFERS AND MISCELLANEOUS         | BORROWINGS                          |                                     | TOTAL RECEIPTS                                     |
|             |   |   |                                       |                                     | 1,000 Dollars                       | 1,000 Dollars                       |  |
| Alabama     | Dauphin Island Bridge   | Mobile County   | 162                                   | 7                                   | -                                   | -                                   | 169  |
| California  | Golden Gate Bridge  | Golden Gate Bridge and Highway District   | 4,112                                 | 2/ 332                              | -                                   | -                                   | 4,444  |
| Florida     | Belleair Toll Causeway<br>Biscayne Key Causeway<br>Port Orange Toll Bridge<br>Venetian Causeway<br>Total  | Pinellas County<br>Dade County<br>Volusia County<br>Dade County   | 118<br>489<br>91<br>839               | -<br>2<br>17<br>10                  | -<br>-<br>-<br>-                    | -<br>-<br>-<br>-                    | 118<br>491<br>108<br>849<br>1,566                  |
| Georgia     | Brunswick-St. Simon Bridge and Causeway<br>Savannah River Toll Bridge and Causeway (Eugene Talmaage Memorial Toll Bridge)<br>Total  | Glynn County<br>Coastal Highway District  | 299<br>375                            | 2<br>167                            | -<br>-                              | -<br>-                              | 301<br>542<br>843                                  |
| Illinois    | New Harmony Bridge  | White County Bridge Commission  | 153                                   | 1                                   | -                                   | -                                   | 154  |
| Indiana     | Hutsonville, Illinois - Graysville, Indiana Toll Bridge   | Sullivan County Bridge Commission   | 54                                    | -                                   | -                                   | -                                   | 54   |
| Louisiana   | Greater New Orleans Expressway  | Greater New Orleans Expressway Commission   | 404                                   | 3/ 1,212                            | -                                   | -                                   | 1,616  |
| Maine       | Islesboro Ferry<br>North Haven Ferry<br>Vinalhaven Ferry<br>Total   | Town of Islesboro<br>North Haven Port District<br>Vinalhaven Port District  | 29<br>26<br>50                        | 3<br>6<br>7                         | -<br>-<br>-                         | -<br>-<br>-                         | 32<br>32<br>57<br>121                              |
| Michigan    | Drummond Island Ferry<br>Ironton Ferry<br>Various highway facilities<br>Total   | Chippewa County Road Commission<br>Charlevoix County Road Commission<br>Eaton-Clinton Metropolitan Authority <sup>4/</sup>  | 50<br>9<br>-                          | -<br>4<br>5/ 380                    | -<br>-<br>-                         | -<br>-<br>-                         | 50<br>13<br>380<br>443                             |
| Mississippi | Vicksburg Bridge  | Vicksburg Bridge Commission   | 632                                   | 6/ 360                              | -                                   | -                                   | 992  |
| Missouri    | Brownville Bridge<br>Cape Girardeau<br>Jefferson Barracks Bridge (Lindbergh Bridge)<br>Lewis and Clark Bridge<br>McDaniel Memorial (Miami) Bridge<br>St. Francisville Bridge<br>Fairfax Bridge<br>Total | Athens County<br>Cape Special Road District of Cape Girardeau County<br>St. Louis County<br>St. Charles County<br>Saline County<br>Wayland Special Road District<br>Platte County | 14<br>74<br>117<br>226<br>6<br>7<br>- | -<br>-<br>3<br>4<br>-<br>-<br>2/ 62 | -<br>-<br>-<br>-<br>-<br>-<br>5,189 | -<br>-<br>-<br>-<br>-<br>-<br>5,189 | 14<br>74<br>120<br>230<br>6<br>7<br>5,251<br>5,702 |
| Montana     | St. Regis Ferry   | Mineral and Sanders Counties  | 9                                     | -                                   | -                                   | -                                   | 9  |
| Nebraska    | Burt County Missouri River Bridge (Decatur)<br>Mormon Pioneer Memorial Bridge, Douglas County<br>Rulo Bridge<br>Total   | Burt County Bridge Commission<br>North Omaha Bridge Commission<br>Richardson County Parkway Authority   | 55<br>161<br>53                       | 8<br>5<br>6                         | -<br>-<br>-                         | -<br>-<br>-                         | 63<br>166<br>59<br>288                             |
| New Jersey  | Cape May County Bridges   | Cape May County Bridge Commission   | 437                                   | 2                                   | -                                   | -                                   | 439  |
| New York    | Parkway Toll Stations<br>Atlantic Beach Bridge<br>Bemis Point-Stow Ferry<br>Total   | Westchester County<br>Nassau County Bridge Authority<br>Chautauque County   | 3,289<br>24<br>789                    | -<br>1<br>8                         | -<br>-<br>-                         | -<br>-<br>-                         | 3,289<br>25<br>797<br>4,111                        |
| Oregon      | The Dallas Bridge<br>Umatilla Bridge<br>Total   | Wasco County<br>Umatilla County   | 507<br>207                            | 4<br>4                              | -<br>-                              | -<br>-                              | 511<br>211<br>722                                  |
| Texas       | Padre Island Toll Causeway<br>Padre Island Toll Causeway<br>Port Aransas Toll Causeway<br>Total   | Cameron County<br>Nueces County<br>Nueces County, District #4   | 153<br>300<br>206                     | 27<br>5<br>7/ 87                    | -<br>-<br>-                         | -<br>-<br>-                         | 180<br>305<br>293<br>778                           |
| Washington  | Barstine Island Ferry <sup>8/</sup><br>Lummi Island-Gooseberry Point Ferry <sup>8/</sup><br>Tacoma-McNeil Island-Anderson Island <sup>8/</sup><br>Total   | Mason County<br>Whatcom County<br>Pierce County   | 4<br>17<br>15                         | 14<br>59<br>16                      | -<br>-<br>-                         | -<br>-<br>-                         | 18<br>76<br>31<br>125                              |
| GRAND TOTAL |   |   | 14,562                                | 2,825                               | 5,189                               | -                                   | 22,576   |

<sup>1/</sup> See Tables LF-1 and 2 for general note on local highway finance series. Tables LF-32 and 42 are concerned with receipts and disbursements for privately owned toll facilities and quasi-public facilities operated by or for counties, local road and bridge districts, and specially created authorities. Several toll facilities which have eliminated all bonded indebtedness but still impose tolls are included. Facilities of relatively minor importance and those of which reports were not available are excluded.

<sup>2/</sup> Investment earnings.

<sup>3/</sup> Includes investment earnings \$232,000, State highway fund advances and contributions \$883,000.

<sup>4/</sup> The authority constructs and maintains parks and highways through the assessment of taxes and issuance of bonds. Debt data for highway not available.

<sup>5/</sup> Special assessments.

<sup>6/</sup> Includes rentals from railroads \$339,000.

<sup>7/</sup> Includes local property taxes \$74,000, investment earnings \$13,000.

<sup>8/</sup> No separate toll fund maintained. Facilities are operated through county road fund. Debt data unavailable.

Highway Finance

LOCAL ROAD FINANCE-1956  
DISBURSEMENTS AND DEBT STATUS OF TOLL FACILITIES OWNED AND OPERATED BY RURAL UNITS<sup>1/</sup>

IF-42, 1956  
ISSUED DECEMBER, 1956

| STATE       | NAME OF FACILITY   | DISBURSEMENTS     |                                 |                  |                  |                  |                  |                        | CHANGE IN DEBT STATUS <sup>2/</sup>             |                    |  |   |                  |
|-------------|--|-------------------|---------------------------------|------------------|------------------|------------------|------------------|------------------------|---|--------------------|--|---|------------------|
|             |  | CAPITAL<br>OUTLAY | OPERATION<br>AND<br>MAINTENANCE | MISCELLANEOUS    | INTEREST         | PRINCIPAL        | TRANSFERS        | TOTAL<br>DISBURSEMENTS | BONDS<br>OUTSTANDING<br>AT BEGINNING<br>OF YEAR | ORIGINAL<br>ISSUES | REDEMPTIONS<br>FROM CURRENT<br>OR SINKING<br>FUNDS | BONDS<br>OUTSTANDING<br>AT END<br>OF YEAR |                  |
|             |  | 1,000<br>Dollars  | 1,000<br>Dollars                | 1,000<br>Dollars | 1,000<br>Dollars | 1,000<br>Dollars | 1,000<br>Dollars | 1,000<br>Dollars       | 1,000<br>Dollars                                | 1,000<br>Dollars   | 1,000<br>Dollars                                   | 1,000<br>Dollars                          | 1,000<br>Dollars |
| Alabama     | Dauphin Island Bridge  | 1                 | 50                              | -                | 100              | 50               | -                | 201                    | 2,000   | -                  | 50   | 1,950                                     |                  |
| California  | Golden Gate Bridge   | 720               | 1,080                           | 123              | 1,249            | 800              | -                | 3,972                  | 29,600  | -                  | 800  | 28,800                                    |                  |
| Florida     | Belleair Toll Causeway   | -                 | 27                              | -                | 49               | 10               | -                | 86                     | 1,215   | -                  | 10   | 1,205                                     |                  |
|             | Biscayne Key Causeway  | -                 | 81                              | 14               | 382              | -                | 81               | 558                    | 5,785   | -                  | -  | 5,785                                     |                  |
|             | Port Orange Toll Bridge  | -                 | 39                              | 1                | 25               | 15               | -                | 80                     | 820   | -                  | 15   | 805                                       |                  |
|             | Venetian Causeway  | -                 | 207                             | 35               | 113              | 45               | 429              | 829                    | 3,565   | -                  | 45   | 3,520                                     |                  |
|             | Total  | -                 | 354                             | 50               | 569              | 70               | -                | 1,553                  | 11,385  | -                  | 70   | 11,315                                    |                  |
| Georgia     | Brunswick-St. Simon Bridge and Causeway  | -                 | 58                              | 37               | 90               | 119              | -                | 304                    | 2,259   | -                  | 119  | 2,140                                     |                  |
|             | Savannah River Toll Bridge and Causeway<br>(Eugene Talma Memorial Toll Bridge) | -                 | 53                              | 41               | 469              | -                | -                | 563                    | 12,500  | -                  | -  | 12,500                                    |                  |
|             | Total  | -                 | 111                             | 78               | 559              | 119              | -                | 867                    | 14,759  | -                  | 119  | 14,640                                    |                  |
| Illinois    | New Harmony Bridge   | -                 | 49                              | 155              | -                | -                | -                | 204                    | -   | -                  | -  | -   |                  |
| Indiana     | Hutsonville, Illinois-Graysville, Indiana Toll Bridge                          | -                 | 16                              | -                | 6                | 30               | -                | 52                     | 145   | -                  | 30   | 115                                       |                  |
| Louisiana   | Greater New Orleans Expressway   | 21,403            | 62                              | 120              | 2,760            | -                | -                | 24,345                 | 46,000  | -                  | -  | 46,000                                    |                  |
| Maine       | Islesboro Ferry  | -                 | 29                              | -                | -                | 3                | -                | 32                     | 12  | -                  | 3  | 9   |                  |
|             | North Haven Ferry  | -                 | 25                              | -                | 1                | 3                | -                | 29                     | 18  | -                  | 3  | 15  |                  |
|             | Vinalhaven Ferry   | -                 | 52                              | -                | -                | 7                | -                | 59                     | 7   | -                  | 7  | -   |                  |
|             | Total  | -                 | 106                             | -                | 1                | 13               | -                | 120                    | 37  | -                  | 13   | 24  |                  |
| Michigan    | Drummond Island Ferry  | 1                 | 42                              | 2                | -                | -                | -                | 45                     | -   | -                  | -  | -   |                  |
|             | Ironton Bridge   | -                 | 13                              | -                | -                | -                | -                | 13                     | -   | -                  | -  | -   |                  |
|             | Huron-Clinton Metropolitan Authority <sup>3/</sup>                             | 335               | 28                              | 17               | -                | -                | -                | 380                    | -   | -                  | -  | -   |                  |
|             | Total  | 336               | 83                              | 19               | -                | -                | -                | 438                    | -   | -                  | -  | -   |                  |
| Mississippi | Vicksburg Bridge   | -                 | 113                             | 174              | 81               | 145              | -                | 513                    | 2,643   | -                  | 145  | 2,498                                     |                  |
| Missouri    | Brownsville Bridge   | -                 | 16                              | -                | 12               | 16               | -                | 44                     | 320   | -                  | 16   | 304                                       |                  |
|             | Cape Girardeau   | -                 | 32                              | 31               | 14               | 340              | -                | 440                    | 690   | -                  | 340  | 350                                       |                  |
|             | Jefferson Barracks Bridge (Lindbergh Bridge)                                   | 3                 | 70                              | 46               | 37               | 360              | -                | 513                    | 1,485   | -                  | 360  | 1,125                                     |                  |
|             | Levis and Clark Bridges  | -                 | 115                             | 26               | -                | 25               | 440              | 606                    | 25  | -                  | 25   | -   |                  |
|             | McDaniel Memorial (Miami) Bridge   | -                 | 6                               | 6                | 19               | 8                | -                | 39                     | 319   | -                  | 8  | 311                                       |                  |
|             | St. Francisville Bridge  | -                 | 1                               | 1                | -                | -                | -                | 2                      | 87  | -                  | -  | 87  |                  |
|             | Fairfax Bridge   | 1,750             | -                               | 305              | 201              | -                | -                | 2,256                  | -   | 5,350              | -  | 5,350                                     |                  |
|             | Total  | 1,753             | 262                             | 415              | 284              | 749              | 440              | 3,993                  | 2,926   | 5,350              | 789  | 7,327                                     |                  |
| Montana     | St. Regis Ferry  | -                 | 6                               | -                | -                | -                | -                | 6                      | -   | -                  | -  | -   |                  |
| Nebraska    | Burt County Missouri River Bridge (Decatur)                                    | -                 | 30                              | 25               | 6                | -                | -                | 61                     | 2,195   | -                  | -  | 2,195                                     |                  |
|             | Mormon Pioneer Memorial Bridge   | -                 | 40                              | 21               | 129              | -                | -                | 190                    | 3,450   | -                  | -  | 3,450                                     |                  |
|             | Rulo Bridge  | -                 | 19                              | 1                | 17               | 22               | -                | 59                     | 388   | -                  | 22   | 366                                       |                  |
|             | Total  | -                 | 89                              | 47               | 152              | 22               | -                | 310                    | 6,033   | -                  | 22   | 6,011                                     |                  |
| New Jersey  | Cape May County Bridges  | 5                 | 96                              | 63               | 65               | 199              | -                | 428                    | 2,400   | -                  | 199  | 2,201                                     |                  |
| New York    | Parkway Toll Stations  | 1,150             | 479                             | 50               | 276              | 335              | -                | 2,290                  | 6,051   | -                  | 335  | 5,716                                     |                  |
|             | Atlantic Beach Bridge  | 44                | 230                             | 60               | 133              | 248              | -                | 715                    | 5,274   | -                  | 248  | 5,026                                     |                  |
|             | Benus Point-Stow Ferry   | -                 | 25                              | -                | -                | 25               | -                | 25                     | -   | -                  | -  | -   |                  |
|             | Total  | 1,194             | 734                             | 110              | 409              | 583              | -                | 3,030                  | 11,325  | -                  | 583  | 10,742                                    |                  |
| Oregon      | The Dalles Bridge  | 4                 | 62                              | 14               | 114              | 731              | -                | 925                    | 3,550   | -                  | 713  | 2,837                                     |                  |
|             | Umatilla Bridge  | 445               | 54                              | 14               | 223              | -                | -                | 736                    | 5,100   | -                  | -  | 5,100                                     |                  |
|             | Total  | 449               | 116                             | 28               | 337              | 731              | -                | 1,661                  | 8,650   | -                  | 713  | 7,937                                     |                  |
| Texas       | Padre Island Toll Causeway (Cameron County)                                    | 47                | -                               | 57               | 96               | -                | -                | 200                    | 2,750   | -                  | -  | 2,750                                     |                  |
|             | Padre Island Toll Causeway (Nueces County)                                     | 5                 | 152                             | -                | 77               | -                | 8                | 242                    | 1,700   | -                  | -  | 1,700                                     |                  |
|             | Port Aransas Toll Causeway (Nueces County)                                     | 4                 | 207                             | -                | 11               | 7                | 6                | 235                    | 357   | -                  | 7  | 350                                       |                  |
|             | Total  | 56                | 359                             | 57               | 184              | 7                | 14               | 677                    | 4,807   | -                  | 7  | 4,800                                     |                  |
| Washington  | Hartstene Island Ferry   | -                 | 18                              | -                | -                | -                | -                | 18                     | 4/  | -                  | -  | -   |                  |
|             | Lummi Island-Gooseberry Point Ferry  | 19                | 57                              | -                | -                | -                | -                | 76                     | 5/  | -                  | -  | -   |                  |
|             | Tacoma - McNeil Island - Anderson Island Ferry                                 | -                 | 31                              | -                | -                | -                | -                | 31                     | 6/  | -                  | -  | -   |                  |
|             | Total  | 19                | 106                             | -                | -                | -                | -                | 125                    | -   | -                  | -  | -   |                  |
|             | GRAND TOTAL  | 25,936            | 3,792                           | 1,439            | 6,756            | 3,518            | 964              | 42,405                 | 142,710   | 5,350              | 3,500  | 144,560                                   |                  |

Highway Statistics, 1957

1/ See Table IF-32 for general note on local toll facility series.  
 2/ Several facilities continue to impose tolls despite the elimination of bond indebtedness; New Harmony, Illinois, Drummond Island Ferry and Ironton Bridge, Michigan, and St. Regis Ferry, Montana.  
 3/ The authority constructs and maintains parks and highways through the assessment of taxes and issuance of bonds. Debt data for highways not available.  
 4/ Debt data not available.



LOCAL ROAD FINANCE-1956  
RECEIPTS OF TOLL FACILITIES OWNED AND OPERATED BY URBAN UNITS<sup>1/</sup>

UP-32, 1956  
ISSUED DECEMBER 1958

| STATE         | NAME OF FACILITY   | OPERATING AUTHORITY  | RECEIPTS   |   |  |  |  |
|---------------|--|--|--|---|--|--|--|
|               |  |  | TOLLS  | TRANSFERS<br>AND<br>MISCELLANEOUS                           | BONDS  |  | TOTAL  |
|               |  |  |  |   | ORIGINAL                                     | REFUNDING                                      |  |
|               |  |  | 1,000<br>Dollars                                     | 1,000<br>Dollars  | 1,000<br>Dollars                             | 1,000<br>Dollars                               | 1,000<br>Dollars   |
| Alabama       | Bankhead Tunnel  | City of Mobile   | 991  | 30  | -  | -  | 1,021  |
| California    | San Pedro-Terminal Island Ferry <sup>2/</sup>  | Los Angeles Harbor Department  | 283  | 46  | -  | -  | 329  |
| Colorado      | Pikes Peak Toll Highway  | City of Colorado Springs   | 134  | -   | -  | -  | 134  |
| Florida       | Broad Causeway<br>Treasure Island Causeway<br>Total  | Town of Bay Harbor Islands<br>City of Treasure Island  | 386<br>216<br>602                                    | 12<br>5<br>17   | -<br>-<br>-                                  | -<br>-<br>-                                    | 398<br>221<br>619  |
| Illinois      | Calumet Skyway Toll Bridge<br>Chain of Rocks Bridge (Kings Highway)<br>Chester Bridge (Mississippi River Bridge)<br>Greater Rockford Bridge<br>Rock Island Centennial Bridge<br>Veterans Memorial Bridge<br>Illinois River Bridge <sup>4/</sup><br>Total | City of Chicago<br>City of Madison<br>City of Chester<br>City of Loves Park<br>City of Rock Island<br>City of East St. Louis<br>City of Dearlstown | -<br>714<br>264<br>310<br>466<br>1,490<br>-<br>3,244 | <sup>3/</sup> 1,723<br>7<br>15<br>-<br>-<br>2<br>-<br>1,747 | -<br>-<br>-<br>-<br>-<br>5,025<br>-<br>5,025 | -<br>-<br>-<br>-<br>-<br>10,100<br>-<br>10,100 | 1,723<br>721<br>279<br>310<br>466<br>16,617<br>-<br>20,116 |
| Iowa          | Burlington Bridge<br>Iowa-Illinois Memorial Bridge<br>Julien Dubuque Toll Bridge <sup>5/</sup><br>Keokuk Municipal Bridge<br>Lyons-Fulton Bridge<br>New South Bridge (The Gateway Bridge)<br>Total   | City of Burlington<br>City of Davenport Bridge Commission<br>City of Dubuque Bridge Commission<br>City of Keokuk<br>Clinton Bridge Commission      | 348<br>539<br>-<br>263<br>769<br>1,919               | -<br>60<br>1<br>1<br>62                                     | -<br>-<br>-<br>-<br>-<br>-                   | -<br>-<br>-<br>-<br>-<br>-                     | 348<br>599<br>-<br>264<br>770<br>1,981                     |
| Kansas        | Leavenworth Centennial Bridge  | Leavenworth Bridge Commission  | 151  | 12  | -  | -  | 163  |
| Massachusetts | Summer Vehicular Traffic Tunnel  | City of Boston   | 2,550  | -   | -  | -  | 2,550  |
| Mississippi   | Greenville-Lake Village Bridge   | City of Greenville   | -  | <sup>6/</sup> 168   | -  | -  | 168  |
| Missouri      | Broadway Bridge  | City of Kansas City  | 294  | <sup>7/</sup> 489   | -  | -  | 783  |
| Nebraska      | BelleVue Bridge<br>Nebraska City Bridge <sup>8/</sup>  | BelleVue Bridge Commission<br>City of Nebraska City  | 24<br>-  | -<br>-  | -<br>-                                       | -<br>-   | 24<br>-  |
| New York      | St. George-Staten Island Ferry<br>Triborough Bridges and Tunnels<br>Total  | City of New York<br>Triborough Bridge and Tunnel Authority   | 1,879<br>35,693<br>37,572                            | <sup>9/</sup> 3,857<br><sup>10/</sup> 823<br>4,680          | 2,886<br><sup>11/</sup> 3,500<br>6,386       | -<br>-<br>-                                    | 8,622<br>40,016<br>48,638                                  |
| Oregon        | Hood River, Oregon - White Salmon Bridge, Washington   | Port of Hood River Commission  | 207  | 3   | -  | -  | 210  |
| Texas         | Del Rio International Bridge<br>Eagle Pass-Piedras Negras International Bridge<br>Laredo-Nuevo Laredo International Bridge<br>Total  | City of Del Rio<br>City of Eagle Pass<br>City of Laredo Bridge System  | 147<br>171<br>476<br>794                             | 4<br>11<br>8<br>23  | -<br>-<br>-<br>-                             | -<br>-<br>-<br>-                               | 151<br>182<br>484<br>817                                   |
| Virginia      | Norfolk-Portsmouth Ferries<br>South Norfolk Bridge   | Norfolk County - City of Portsmouth<br>South Norfolk Bridge Commission   | -  | -   | -  | -  | -  |
| West Virginia | Dunbar City Bridge <sup>12/</sup><br>Parkersburg Bridge <sup>13/</sup>   | Dunbar City Bridge Commission<br>City of Parkersburg   | -<br>50  | -<br>25   | -<br>-                                       | -<br>-   | -<br>75  |
| GRAND TOTAL   |  |  | 48,815   | 7,302   | <sup>11/</sup> 11,411                        | 10,100   | 77,628   |

<sup>1/</sup> See Tables LP-1 and 2 for general note on local highway finance series. Tables UP-32 and 42 are concerned with receipts and disbursements for privately owned toll facilities and quasi-public facilities operated by or for municipalities, local road and bridge districts, and specially created authorities. Facilities of relatively minor importance and those of which reports were not available are excluded.

<sup>2/</sup> San Pedro-Terminal Island Ferry is operated as one of the various activities of the Los Angeles City Harbor Department. Its transactions are not included in a self-balancing fund. Debt data applicable to the ferry are not available.

<sup>3/</sup> Savings from investments.

<sup>4/</sup> Bridge ceased operation.

<sup>5/</sup> Freed of tolls during 1956.

<sup>6/</sup> Includes rentals \$163,000.

<sup>7/</sup> Includes investment earnings \$289,000; State funds \$200,000 provided by contract each September 1.

<sup>8/</sup> Freed of tolls on June 30, 1955.

<sup>9/</sup> Includes transfer from general funds \$3,463,000 and rentals \$356,000.

<sup>10/</sup> Includes earnings from investment \$317,000.

<sup>11/</sup> Includes short-term note \$3,500,000.

<sup>12/</sup> Information not available.

<sup>13/</sup> Data estimated.

LOCAL ROAD FINANCE-1956  
 DISBURSEMENTS AND DEBT STATUS OF TOLL FACILITIES OWNED AND OPERATED BY URBAN UNITS<sup>1/</sup>

UP-42, 1956  
 ISSUED DECEMBER 1958

| STATE         | NAME OF FACILITY  | DISBURSEMENTS     |                                 |                  |                  |                  |                  |                        | CHANGE IN DEBT STATUS                           |                  |                  |                                     |                  |   |
|---------------|---|-------------------|---------------------------------|------------------|------------------|------------------|------------------|------------------------|---|------------------|------------------|-------------------------------------|------------------|---|
|               |   | CAPITAL<br>OUTLAY | OPERATION<br>AND<br>MAINTENANCE | MISCELLANEOUS    | INTEREST         | PRINCIPAL        | TRANSFERS        | TOTAL<br>DISBURSEMENTS | BONDS<br>OUTSTANDING<br>AT BEGINNING<br>OF YEAR | ISSUED           |                  | REDEEMED                            |                  | BONDS<br>OUTSTANDING<br>AT END<br>OF YEAR |
|               |   |                   |                                 |                  |                  |                  |                  |                        |   | ORIGINAL         | REFUNDING        | FROM CURRENT<br>OR SINKING<br>FUNDS | BY<br>REFUNDING  |   |
|               |   | 1,000<br>Dollars  | 1,000<br>Dollars                | 1,000<br>Dollars | 1,000<br>Dollars | 1,000<br>Dollars | 1,000<br>Dollars | 1,000<br>Dollars       | 1,000<br>Dollars                                | 1,000<br>Dollars | 1,000<br>Dollars | 1,000<br>Dollars                    | 1,000<br>Dollars | 1,000<br>Dollars                          |
| Alabama       | Bankhead Tunnel   | 4,642             | 125                             | 117              | 646              | -                | -                | 5,530                  | 17,000  | -                | -                | -                                   | -                | 17,000                                    |
| California    | San Pedro-Terminal Island Ferry 2/                      | 329               | -                               | -                | -                | -                | -                | 329                    | -   | -                | -                | -                                   | -                | -   |
| Colorado      | Pikes Peak Toll Highway                                 | 74                | 60                              | 16               | -                | -                | -                | 150                    | 3/  | -                | -                | -                                   | -                | -   |
| Florida       | Broad Causeway  | -                 | 84                              | 43               | 86               | 103              | -                | 316                    | 2,151   | -                | -                | 103                                 | -                | 2,048                                     |
|               | Treasure Island Causeway                                | 4                 | 48                              | 10               | 50               | 18               | 10               | 140                    | 1,410   | -                | -                | 18                                  | -                | 1,392                                     |
|               | Total   | 4                 | 132                             | 53               | 136              | 121              | 10               | 456                    | 3,561   | -                | -                | 121                                 | -                | 3,440                                     |
| Illinois      | Calumet Skyway Toll Bridge                              | 11,263            | -                               | 20               | 2,970            | -                | -                | 14,253                 | 88,000  | -                | -                | -                                   | -                | 88,000                                    |
|               | Chain of Rocks Bridge<br>(Kings Highway)                | -                 | 39                              | 260              | 52               | 100              | -                | 451                    | 1,650   | -                | -                | 100                                 | -                | 1,550                                     |
|               | Chester Bridge<br>(Mississippi River Bridge)            | -                 | 8                               | 60               | 31               | 185              | -                | 284                    | 1,046   | -                | -                | 182                                 | -                | 864                                       |
|               | Greater Rockford Bridge                                 | 1                 | -                               | 47               | 24               | 213              | -                | 285                    | 1,150   | -                | -                | 203                                 | -                | 947                                       |
|               | Rook Island Centennial Bridge                           | -                 | 15                              | 150              | 22               | 262              | -                | 449                    | 815   | -                | -                | 252                                 | -                | 563                                       |
|               | Veterans Memorial Bridge                                | 474               | 39                              | 396              | 598              | 535              | -                | 2,042                  | 10,100  | 5,025            | 10,100           | 51                                  | 483              | 24,691                                    |
|               | Illinois River Bridge 4/                                | 8                 | -                               | 16               | -                | 24               | -                | 48                     | -   | -                | -                | -                                   | -                | -   |
|               | Total   | 11,746            | 101                             | 949              | 3,697            | 1,295            | -                | 17,788                 | 102,761   | 5,025            | 10,100           | 788                                 | 483              | 116,615                                   |
| Iowa          | Burlington Bridge                                       | -                 | 68                              | -                | 25               | 35               | 205              | 333                    | 795   | -                | -                | 35                                  | -                | 760                                       |
|               | Iowa-Illinois Memorial Bridge                           | -                 | 102                             | -                | -                | -                | 22               | 124                    | 49  | -                | -                | -                                   | -                | 49  |
|               | Julien Dubuque Bridge 5/                                | -                 | -                               | -                | -                | -                | -                | -                      | -   | -                | -                | -                                   | -                | -   |
|               | Koosuk Municipal Bridge 3/                              | 310               | 94                              | 28               | -                | -                | -                | 432                    | -   | -                | -                | -                                   | -                | -   |
|               | Lyons-Fulton Bridge                                     | -                 | -                               | -                | -                | -                | -                | -                      | -   | -                | -                | -                                   | -                | -   |
|               | New South Bridge<br>(The Gateway Bridge)                | 2,777             | 105                             | -                | 460              | -                | -                | 3,342                  | 7,700   | -                | -                | -                                   | -                | 7,700                                     |
|               | Total   | 3,087             | 369                             | 28               | 485              | 35               | 227              | 4,231                  | 8,544   | -                | -                | 35                                  | -                | 8,509                                     |
| Kansas        | Leavenworth Centennial Bridge                           | 28                | 31                              | 7                | 108              | 70               | -                | 244                    | 2,765   | -                | -                | 70                                  | -                | 2,695                                     |
| Massachusetts | Summer Vehicular Traffic Tunnel                         | -                 | 550                             | 100              | 263              | 640              | -                | 1,553                  | 26,955  | -                | -                | 640                                 | -                | 26,315                                    |
| Mississippi   | Greenville-Lake Village Bridge                          | -                 | 15                              | 35               | 26               | 98               | -                | 174                    | 1,339   | -                | -                | 98                                  | -                | 1,241                                     |
| Missouri      | Broadway Bridge   | 9,880             | 89                              | 5                | 845              | -                | -                | 10,819                 | 13,000  | -                | -                | -                                   | -                | 13,000                                    |
| Nebraska      | Bellevue Bridge   | -                 | 31                              | -                | -                | -                | -                | 31                     | 2,800   | -                | -                | -                                   | -                | 2,800                                     |
|               | Nebraska City Bridge 5/                                 | -                 | -                               | -                | -                | -                | -                | -                      | -   | -                | -                | -                                   | -                | -   |
| New York      | St. George-Staten Island Ferry                          | 2,065             | 6,164                           | 354              | 551              | 3,316            | -                | 12,450                 | 17,818  | 2,886            | -                | 3,316                               | -                | 17,388                                    |
|               | Triborough Bridges and Tunnels                          | 2,465             | 6,293                           | -                | 3,928            | 6/ 6,500         | -                | 19,186                 | 201,705   | -                | -                | -                                   | -                | 201,705                                   |
|               | Total   | 4,530             | 12,457                          | 354              | 4,479            | 9,816            | -                | 31,636                 | 219,523   | 2,886            | -                | 3,316                               | -                | 219,093                                   |
| Oregon        | Hood River, Oregon -<br>White Salmon Bridge, Washington | -                 | 27                              | 7                | 43               | 88               | -                | 165                    | 1,277   | -                | -                | 85                                  | -                | 1,192                                     |
| Texas         | Del Rio International Bridge                            | -                 | 17                              | 13               | 24               | 10               | 65               | 129                    | 545   | -                | -                | 10                                  | -                | 535                                       |
|               | Eagle Pass - Piedras Negras<br>International Bridge     | 198               | 19                              | 23               | 5                | 24               | 66               | 335                    | 202   | -                | -                | 24                                  | -                | 178                                       |
|               | Laredo-Nuevo Laredo<br>International Bridge             | 318               | 103                             | 28               | 20               | 55               | 202              | 726                    | 735   | -                | -                | 55                                  | -                | 680                                       |
|               | Total   | 516               | 139                             | 64               | 49               | 89               | 333              | 1,190                  | 1,482   | -                | -                | 89                                  | -                | 1,393                                     |
| Virginia      | Norfolk-Portsmouth Ferries 7/                           | -                 | -                               | -                | -                | -                | -                | -                      | -   | -                | -                | -                                   | -                | -   |
|               | South Norfolk Bridge 8/                                 | -                 | -                               | -                | -                | -                | -                | -                      | 413   | -                | -                | -                                   | -                | 413                                       |
| West Virginia | Dunbar City Bridge 8/                                   | -                 | -                               | -                | -                | -                | -                | -                      | 4,200   | -                | -                | -                                   | -                | 4,200                                     |
|               | Parkersburg Bridge 9/                                   | 200               | 30                              | -                | 260              | -                | -                | 490                    | 6,500   | -                | -                | -                                   | -                | 6,500                                     |
|               | GRAND TOTAL   | 35,036            | 14,156                          | 1,735            | 11,037           | 12,252           | 570              | 74,786                 | 412,120   | 7,911            | 10,100           | 5,242                               | 483              | 424,406                                   |

1/ See Tables LP-1 and 2 for general note on local highway finance series. Tables UP-32 and 42 are concerned with receipts and disbursements for privately-owned toll facilities and quasi-public facilities operated by or for municipalities, local road and bridge districts, and specially created authorities. Facilities of relatively minor importance and those of which reports were not available are excluded.  
 2/ San Pedro-Terminal Island Ferry is operated as one of the various activities of the Los Angeles City Harbor Department. Its transactions are not included in a self-balancing fund. Debt data applicable to the ferry are not available.

3/ Bonded indebtedness eliminated.  
 4/ Bridge ceased operation.  
 5/ Freed of tolls during 1956.  
 6/ Repayment of bank loan.  
 7/ Operation of ferries suspended August 1955.  
 8/ Operation data not available.  
 9/ Operation data estimated.

EXISTING MILEAGE  
ROADS AND STREETS IN ALASKA, HAWAII, AND PUERTO RICO-1957  
CLASSIFIED BY TYPE OF SURFACE

Compiled in cooperation with Alaska,  
Hawaii and Puerto Rico highway departments

ISSUED DECEMBER 1958

|   | NON-SURFACED MILEAGE<br>1/ | SURFACED MILEAGE 2/ |                 |                 |             |       | TOTAL SURFACED MILEAGE | TOTAL       |  |
|---|----------------------------|---------------------|-----------------|-----------------|-------------|-------|------------------------|-------------|--|
|   |                            | D<br>E              | F<br>G-1<br>H-1 | G-2<br>H-2<br>I | J<br>K<br>L |       |                        |             |  |
| <b>PRIMARY RURAL HIGHWAYS</b>                                 |                            |                     |                 |                 |             |       |                        |             |  |
| Hawaii  | 2                          | 3                   | 35              | 435             | 2           | 475   | 477                    | Hawaii      |  |
| Puerto Rico   | 2                          | -                   | 233             | 171             | 33          | 437   | 439                    | Puerto Rico |  |
| Subtotal  | 4                          | 3                   | 268             | 506             | 35          | 912   | 916                    | Subtotal    |  |
| <b>SECONDARY RURAL HIGHWAYS 3/</b>                            |                            |                     |                 |                 |             |       |                        |             |  |
| Hawaii  | 107                        | 46                  | 100             | 328             | -           | 474   | 581                    | Hawaii      |  |
| Puerto Rico   | 240                        | 173                 | 2,074           | 55              | 1           | 2,303 | 2,543                  | Puerto Rico |  |
| Subtotal  | 347                        | 219                 | 2,174           | 383             | 1           | 2,777 | 3,124                  | Subtotal    |  |
| <b>MUNICIPAL EXTENSIONS OF PRIMARY AND SECONDARY HIGHWAYS</b> |                            |                     |                 |                 |             |       |                        |             |  |
| Hawaii  | -                          | -                   | 1               | 34              | -           | 35    | 35                     | Hawaii      |  |
| Puerto Rico   | 11                         | 18                  | 170             | 73              | 48          | 309   | 320                    | Puerto Rico |  |
| Subtotal  | 11                         | 18                  | 171             | 107             | 48          | 344   | 355                    | Subtotal    |  |
| <b>LOCAL RURAL HIGHWAYS</b>                                   |                            |                     |                 |                 |             |       |                        |             |  |
| Hawaii  | 112                        | 332                 | 60              | 774             | 2           | 1,168 | 1,280                  | Hawaii      |  |
| Puerto Rico   | 551                        | 151                 | 43              | -               | -           | 194   | 745                    | Puerto Rico |  |
| Subtotal  | 663                        | 483                 | 103             | 774             | 2           | 1,362 | 2,025                  | Subtotal    |  |
| <b>FEDERAL PARK AND FOREST ROADS</b>                          |                            |                     |                 |                 |             |       |                        |             |  |
| Hawaii  | -                          | -                   | 67              | -               | -           | 67    | 67                     | Hawaii      |  |
| Puerto Rico   | -                          | -                   | -               | -               | -           | -     | -                      | Puerto Rico |  |
| Subtotal  | -                          | -                   | 67              | -               | -           | 67    | 67                     | Subtotal    |  |
| <b>LOCAL CITY STREETS</b>                                     |                            |                     |                 |                 |             |       |                        |             |  |
| Hawaii  | 14                         | 15                  | 51              | 489             | 15          | 570   | 584                    | Hawaii      |  |
| Puerto Rico   | 74                         | 35                  | 439             | -               | 200         | 674   | 748                    | Puerto Rico |  |
| Subtotal  | 88                         | 50                  | 490             | 489             | 215         | 1,244 | 1,332                  | Subtotal    |  |
| <b>ALL ROADS AND STREETS</b>                                  |                            |                     |                 |                 |             |       |                        |             |  |
| Hawaii  | 235                        | 396                 | 314             | 2,060           | 19          | 2,789 | 3,024                  | Hawaii      |  |
| Puerto Rico   | 878                        | 377                 | 2,959           | 299             | 282         | 3,917 | 4,795                  | Puerto Rico |  |
| Alaska 4/   | -                          | -                   | -               | -               | -           | -     | 4,193                  | Alaska 4/   |  |
| Total   | 1,113                      | 773                 | 3,273           | 2,359           | 301         | 6,706 | 12,012                 | Total       |  |

1/ Nonsurfaced mileage includes primitive and unimproved, and graded and drained roads.

2/ Surface types in these columns are as follows: D, soil-surfaced; E, slag, gravel or stone; F, bituminous surface treated; G-1, mixed bituminous, and H-1, bituminous penetration having a combined thickness of surface and base less than 7 inches and/or low load-bearing capacity; G-2, mixed bituminous, and H-2, bituminous penetration having a combined thickness of surface and base 7 inches or more and/or a high load-bearing capacity; I, bituminous concrete and sheet asphalt; J, Portland cement concrete; K, brick; and L, block.

3/ Includes Territorial secondary highways in Hawaii and "secondary" and "municipal" systems in Puerto Rico which are equivalent to State secondary highways and local roads under State control, respectively.

4/ Only the data on the existing mileages of the Federal-aid systems were available and are given here. Data on other roads and streets in more detail may be available for 1958.

## Highway Statistics, 1957

MOTOR FUEL, MOTOR VEHICLE, HIGHWAY FINANCE AND RELATED DATA FOR  
ALASKA, HAWAII, AND PUERTO RICO-1957

ISSUED DECEMBER 1958

| ITEM  | ALASKA      | HAWAII         | PUERTO RICO  |
|---|-------------|----------------|--------------|
| <b>MOTOR FUEL</b>   |             |                |              |
| I Motor-fuel consumption  |             |                |              |
| A. Tax rate per gallon (excluding Federal)  |             |                |              |
| 1. Gasoline   | 1/ 5¢       | 5¢             | 8¢           |
| 2. Special fuels  | 5¢          | 5¢             | 4¢           |
| B. Net gallons taxed  | 73,278,421  | 2/ 121,091,000 | 135,210,396  |
| C. Motor fuel - gallons used  |             |                |              |
| 1. Highway  | 46,871,846  | 121,091,000    | 127,548,843  |
| 2. Nonhighway   | 26,406,575  | -              | 3/ 7,661,553 |
| II Motor-fuel tax receipts  |             |                |              |
| A. Gross receipts   | \$3,508,502 | \$6,679,672    | \$11,621,366 |
| B. Less:  |             |                |              |
| 1. Refunds paid   | 430,801     | -              | 729,018      |
| 2. Tax on aviation gasoline   | 633,531     | -              | 1,238,772    |
| 3. Tax on watercraft use  | 100,578     | -              | -            |
| C. Net receipts   | 2,343,592   | 6,679,672      | 9,653,576    |
| <b>MOTOR VEHICLE</b>  |             |                |              |
| III Motor-vehicle registrations 4/  |             |                |              |
| A. Automobiles  | 49,115      | 166,986        | 73,519       |
| B. Trucks and trailers  | 17,617      | 31,563         | 35,661       |
| C. Buses  | (2/)        | 598            | 10,568       |
| D. Motorcycles  | 653         | 2,470          | 3,323        |
| E. Total  | 67,385      | 201,617        | 6/ 123,071   |
| IV Motor-vehicle tax receipts   |             |                |              |
| A. Registration fees  | \$818,591   | \$4,230,889    | \$5,232,120  |
| B. Other fees   | 210,882     | 509,742        | 268,282      |
| C. Total  | 1,029,473   | 4,740,631      | 5,500,402    |
| <b>DISPOSITION OF HIGHWAY FUNDS</b>   |             |                |              |
| V Disposition of receipts from imposts on highway-users   |             |                |              |
| A. Net total receipts (II-C plus IV-C)  | \$3,373,065 | \$11,420,303   | \$15,153,978 |
| B. Adjustments  | 92,446      | -              | -            |
| C. Receipts available for distribution  | 3,280,619   | 11,420,303     | 15,153,978   |
| D. For collection and administration  | 33,100      | (7/)           | 1/ 289,142   |
| E. Net funds distributed:   | 3,247,519   | 11,420,303     | 14,864,836   |
| 1. For highway purposes   | 2,331,354   | 10,925,336     | 9,077,344    |
| 2. For nonhighway purposes  | 916,165     | 494,967        | 5,787,492    |
| <b>HIGHWAY FINANCE</b>  |             |                |              |
| VI Highway-user revenues and other receipts applicable to highways  |             |                |              |
| A. Highway-user revenue   |             |                |              |
| 1. Motor-fuel taxes   | \$2,251,146 | \$6,679,672    | \$5,895,042  |
| 2. Motor-vehicle and carrier taxes  | 80,208      | 4,245,664      | 3,182,302    |
| 3. Total  | 2,331,354   | 10,925,336     | 9,077,344    |
| B. Ferry tolls  | 32,604      | -              | -            |
| C. Federal funds  |             |                |              |
| 1. Bureau of Public Roads   | 8,628,336   | 2,126,543      | 6,143,396    |
| 2. Other agencies   | 467,343     | -              | 5,000        |
| D. Transfers from local government  | 34,107      | 85,713         | 746,980      |
| E. Proceeds from bonds  | -           | 12,579,021     | 4,153,000    |
| F. Miscellaneous receipts   | 855,208     | 259,838        | 37,366       |
| G. Total receipts 8/  | 12,348,952  | 25,976,451     | 20,163,086   |
| VII Disbursements from highway-user revenues and other receipts applicable to highways  |             |                |              |
| A. Capital outlay   | 16,384,835  | 17,355,134     | 17,071,156   |
| B. Maintenance  | 4,140,050   | 1,106,014      | 3,652,430    |
| C. Administration   | 97,319      | 451,270        | 2,590,915    |
| D. Highway police and safety  | 70,753      | (9/)           | 10/ 81,424   |
| E. Transfer - Rural roads   | 11,615      | 4,245,664      | -            |
| F. Bond interest  | -           | 764,803        | 540,205      |
| G. Bond retirement  | -           | 536,103        | 813,125      |
| H. Total disbursements 8/   | 20,704,572  | 24,458,988     | 24,749,258   |
| VIII Fund reserves  |             |                |              |
| A. Beginning of year  | 10,349,927  | 14,859,693     | 4,552,329    |
| B. End of year  | 1,994,307   | 16,377,156     | -33,843      |
| C. Net change   | -8,355,620  | +1,517,463     | -4,586,172   |
| 1/ Aviation use taxed at 3 cents per gallon.  |             |                |              |
| 2/ Estimate.  |             |                |              |
| 3/ Aviation gasoline.   |             |                |              |
| 4/ Private and commercial vehicles only.  |             |                |              |
| 5/ Buses are included with trucks.  |             |                |              |
| 6/ Data for fiscal year ended June 30, 1957.  |             |                |              |
| 7/ Represents partial collection costs.   |             |                |              |
| 8/ Does not include collection costs and highway-user revenues allocated for nonhighway purposes.                                       |             |                |              |
| 9/ Information not available.   |             |                |              |
| 10/ Safety education expenditures only. Information on the amount expended by Puerto Rico for highway police purposes is not available. |             |                |              |

**ESTIMATED TOTAL RECEIPTS FOR HIGHWAYS-1956<sup>1/</sup>**  
**ALL UNITS OF GOVERNMENT**

TABLE F-1  
 ISSUED FEBRUARY 1959

| STATE                     | RECEIPTS FROM CURRENT IMPOSTS |               |               |               |                               |                                  |                |                    |               |               | OTHER RECEIPTS         |                |               |                             |                        |               | TOTAL RECEIPTS |
|---------------------------|-------------------------------|---------------|---------------|---------------|-------------------------------|----------------------------------|----------------|--------------------|---------------|---------------|------------------------|----------------|---------------|-----------------------------|------------------------|---------------|----------------|
|                           | ROAD-USER TAX REVENUE 2/      |               |               |               | ROAD, BRIDGE, AND FERRY TOLLS | APPROPRIATION FROM GENERAL FUNDS | PROPERTY TAXES | PARKING METER FEES | OTHER IMPOSTS | TOTAL         | FEDERAL FUNDS          |                |               | ISSUE OF BONDS, NOTES, ETC. | MISCELLANEOUS RECEIPTS | TOTAL         |                |
|                           | STATE                         | LOCAL RURAL   | LOCAL URBAN   | TOTAL         |                               |                                  |                |                    |               |               | BUREAU OF PUBLIC ROADS | OTHER AGENCIES | TOTAL         |                             |                        |               |                |
|                           | 1,000 Dollars                 | 1,000 Dollars | 1,000 Dollars | 1,000 Dollars | 1,000 Dollars                 | 1,000 Dollars                    | 1,000 Dollars  | 1,000 Dollars      | 1,000 Dollars | 1,000 Dollars | 1,000 Dollars          | 1,000 Dollars  | 1,000 Dollars | 1,000 Dollars               | 1,000 Dollars          | 1,000 Dollars | 1,000 Dollars  |
| Alabama                   | 69,747                        | 1,334         | 5,212         | 76,293        | 991                           | 4,466                            | 10,531         | 880                | 1,448         | 94,609        | 17,571                 | 192            | 17,763        | 22,649                      | 194                    | 40,606        | 135,215        |
| Arizona                   | 27,176                        | -             | -             | 27,176        | -                             | 4,923                            | 4,089          | -                  | 2,993         | 39,181        | 16,012                 | 325            | 16,337        | 2,327                       | 2                      | 18,666        | 57,847         |
| Arkansas                  | 44,763                        | -             | 892           | 45,655        | -                             | 2,827                            | 2,334          | 548                | 2,444         | 53,808        | 10,095                 | 341            | 10,436        | -                           | 280                    | 10,716        | 64,524         |
| California                | 396,931                       | 10,352        | -             | 407,283       | 17,340                        | 45,384                           | 19,285         | 288                | 16,715        | 506,295       | 56,283                 | 4,824          | 61,107        | 21,491                      | 4,673                  | 87,271        | 593,366        |
| Colorado                  | 42,568                        | -             | -             | 42,568        | 655                           | 2,105                            | 10,269         | -                  | 864           | 56,461        | 14,458                 | 1,451          | 15,909        | 11,325                      | 335                    | 27,569        | 84,030         |
| Connecticut               | 53,211                        | -             | -             | 53,211        | 7,149                         | 19,733                           | 2,273          | 20                 | 23            | 82,409        | 3,458                  | -              | 3,458         | 101,680                     | 3,712                  | 108,850       | 191,259        |
| Delaware                  | 7,860                         | -             | -             | 7,860         | 7,467                         | 289                              | 925            | -                  | -             | 16,541        | 2,647                  | -              | 2,647         | 10,611                      | 378                    | 13,636        | 30,177         |
| Florida                   | 98,476                        | -             | 781           | 99,257        | 6,286                         | 20,827                           | 18,529         | 1,198              | 4,756         | 150,853       | 13,076                 | 364            | 13,440        | 10,457                      | 1,824                  | 25,721        | 176,574        |
| Georgia                   | 67,829                        | -             | 108           | 67,937        | 903                           | 11,498                           | 14,098         | -                  | 1,027         | 95,464        | 11,551                 | 181            | 11,732        | 18,015                      | 753                    | 30,500        | 125,964        |
| Idaho                     | 21,321                        | -             | -             | 21,321        | -                             | 4                                | 6,076          | 224                | 32            | 27,657        | 11,461                 | 1,444          | 12,905        | 474                         | 40                     | 13,419        | 43,076         |
| Illinois                  | 206,181                       | -             | 21,244        | 227,425       | 3,397                         | 4,054                            | 57,442         | 1,010              | 5,658         | 298,986       | 31,340                 | -              | 31,340        | 437,454                     | 4,506                  | 473,300       | 772,286        |
| Indiana                   | 93,830                        | -             | -             | 93,830        | 1,768                         | 3,869                            | 5,749          | 2,615              | 693           | 108,524       | 17,299                 | -              | 17,299        | 2,005                       | 3,947                  | 23,251        | 131,775        |
| Iowa                      | 93,563                        | -             | -             | 93,563        | 1,919                         | 1,798                            | 43,986         | -                  | 14,443        | 155,709       | 18,213                 | -              | 18,213        | 4,440                       | 69                     | 22,722        | 178,431        |
| Kansas                    | 51,819                        | -             | -             | 51,819        | 783                           | 380                              | 40,123         | 26                 | 1,161         | 94,292        | 19,173                 | 381            | 19,554        | 19,779                      | 2,189                  | 41,522        | 135,814        |
| Kentucky                  | 69,736                        | -             | -             | 69,736        | 984                           | 10,760                           | 4,559          | 1,693              | 594           | 88,326        | 14,173                 | -              | 14,173        | 40                          | 752                    | 14,965        | 103,291        |
| Louisiana                 | 65,058                        | 32            | 287           | 65,377        | 498                           | 53,708                           | 14,559         | 181                | 5,997         | 140,280       | 13,398                 | 470            | 13,868        | 12,779                      | 2,354                  | 29,001        | 169,281        |
| Maine                     | 28,515                        | -             | -             | 28,515        | 4,020                         | -                                | 10,617         | 129                | 16            | 43,297        | 6,292                  | -              | 6,292         | 5,021                       | 802                    | 12,115        | 55,412         |
| Maryland                  | 72,475                        | -             | -             | 72,475        | 8,743                         | 7,921                            | 357            | -                  | 2,382         | 91,878        | 7,682                  | -              | 7,682         | 25,796                      | 3,037                  | 36,515        | 128,393        |
| Massachusetts             | 77,476                        | -             | -             | 77,476        | 4,752                         | 52,016                           | 117            | 675                | 117           | 136,174       | 8,040                  | -              | 8,040         | 144,559                     | 4,965                  | 157,564       | 293,738        |
| Michigan                  | 199,250                       | -             | -             | 199,250       | 3,992                         | 32,635                           | 10,425         | -                  | 4,791         | 251,093       | 29,748                 | 33             | 29,781        | 74,105                      | 2,455                  | 106,341       | 357,434        |
| Minnesota                 | 82,373                        | -             | -             | 82,373        | -                             | 2,329                            | 56,029         | 1,183              | 3,165         | 145,079       | 22,941                 | 386            | 23,327        | 18,931                      | 759                    | 43,017        | 188,096        |
| Mississippi               | 49,047                        | 839           | -             | 49,886        | 1,989                         | 3,616                            | 9,641          | -                  | 7,280         | 72,412        | 10,612                 | 306            | 10,918        | 11,678                      | 21                     | 22,617        | 95,029         |
| Missouri                  | 70,803                        | -             | 9,848         | 80,651        | 2,229                         | 3,641                            | 20,416         | 1,075              | 3,553         | 111,565       | 33,146                 | 50             | 33,196        | 25,040                      | 159                    | 58,395        | 169,960        |
| Montana                   | 24,535                        | -             | -             | 24,535        | 92                            | -                                | 8,109          | 264                | 359           | 33,368        | 18,492                 | 779            | 19,271        | 754                         | 84                     | 20,109        | 53,477         |
| Nebraska                  | 41,155                        | -             | -             | 41,155        | 293                           | 427                              | 13,253         | 65                 | 1,619         | 56,812        | 15,544                 | 178            | 15,722        | 3,824                       | 5                      | 19,551        | 76,363         |
| Nevada                    | 11,037                        | -             | -             | 11,037        | -                             | 791                              | 1,047          | -                  | 208           | 13,083        | 7,791                  | 92             | 7,883         | 1,017                       | -                      | 8,900         | 21,983         |
| New Hampshire             | 15,509                        | -             | -             | 15,509        | 1,673                         | 8,805                            | -              | -                  | 25,987        | 45,969        | 2,351                  | 12             | 2,363         | 13,056                      | 153                    | 15,572        | 41,559         |
| New Jersey                | 79,021                        | 100           | 2,106         | 81,227        | 40,674                        | 41,107                           | 1,397          | 969                | 2,270         | 167,644       | 10,322                 | -              | 10,322        | 37,970                      | 5,380                  | 53,672        | 221,316        |
| New Mexico                | 27,015                        | -             | 436           | 27,451        | -                             | 574                              | 5,496          | -                  | -             | 33,521        | 13,982                 | 120            | 14,102        | 6,842                       | 170                    | 21,114        | 54,635         |
| New York                  | 250,385                       | -             | 9,373         | 259,758       | 114,744                       | 168,162                          | 74,506         | -                  | 14,523        | 631,773       | 51,566                 | 95             | 51,661        | 172,809                     | 12,953                 | 237,423       | 869,196        |
| North Carolina            | 116,726                       | -             | 326           | 117,052       | -                             | 10,042                           | 5,279          | 1,223              | 356           | 133,952       | 20,465                 | -              | 20,465        | 2,925                       | 1,404                  | 24,794        | 158,746        |
| North Dakota              | 19,270                        | -             | 3             | 19,273        | -                             | 2,297                            | 9,938          | -                  | 213           | 31,721        | 9,674                  | 239            | 9,913         | 2,269                       | -                      | 12,182        | 43,903         |
| Ohio                      | 228,253                       | -             | -             | 228,253       | 12,913                        | 8,466                            | 30,036         | 581                | 10,448        | 290,697       | 25,289                 | 924            | 26,213        | 108,350                     | 4,617                  | 139,180       | 429,877        |
| Oklahoma                  | 68,019                        | -             | -             | 68,019        | 2,603                         | 2,462                            | 3,150          | 18                 | 4,280         | 80,532        | 16,874                 | 97             | 16,971        | 1,805                       | 1,181                  | 19,957        | 100,489        |
| Oregon                    | 56,515                        | -             | -             | 56,515        | 1,166                         | 985                              | 10,762         | 350                | 1,066         | 70,844        | 23,779                 | 8,160          | 31,939        | 4,500                       | 145                    | 36,584        | 107,428        |
| Pennsylvania              | 246,226                       | -             | -             | 246,226       | 38,408                        | 28,997                           | 42,581         | 8,482              | 4,131         | 368,225       | 31,412                 | -              | 31,412        | 14,964                      | 9,324                  | 55,700        | 424,525        |
| Rhode Island              | 10,460                        | -             | -             | 10,460        | 836                           | 7,617                            | -              | -                  | -             | 18,913        | 5,078                  | -              | 5,078         | -                           | 96                     | 5,174         | 24,087         |
| South Carolina            | 52,059                        | -             | -             | 52,059        | 108                           | 4,258                            | 1,521          | 59                 | 87            | 58,092        | 7,167                  | -              | 7,167         | 1,603                       | 463                    | 9,233         | 67,325         |
| South Dakota              | 21,362                        | -             | -             | 21,362        | -                             | 3,946                            | 11,308         | 33                 | 2,003         | 38,652        | 12,150                 | 890            | 13,040        | 467                         | 8                      | 13,515        | 52,167         |
| Tennessee                 | 76,680                        | 46            | 1,697         | 78,423        | -                             | 8,343                            | 11,112         | 1,468              | 461           | 99,807        | 14,361                 | 298            | 14,659        | 7,296                       | 174                    | 22,129        | 121,936        |
| Texas                     | 216,590                       | -             | 782           | 217,372       | 1,484                         | 26,631                           | 77,914         | 349                | 12,820        | 336,570       | 40,888                 | 3,271          | 44,159        | 49,171                      | 1,461                  | 94,791        | 431,361        |
| Utah                      | 18,654                        | -             | -             | 18,654        | -                             | 787                              | 3,701          | -                  | 104           | 23,246        | 11,356                 | -              | 11,662        | 229                         | -                      | 11,891        | 33,137         |
| Vermont                   | 11,977                        | -             | -             | 11,977        | -                             | 5,533                            | -              | -                  | 208           | 17,718        | 3,302                  | 306            | 3,302         | 6,505                       | 13                     | 9,820         | 27,538         |
| Virginia                  | 86,526                        | 246           | 3,982         | 90,754        | 12,468                        | 5,133                            | 1,190          | 1,113              | 254           | 110,912       | 14,025                 | -              | 14,025        | 21,904                      | 2,389                  | 38,318        | 149,230        |
| Washington                | 70,338                        | -             | -             | 70,338        | 8,188                         | 6,601                            | 14,148         | 42                 | 1,454         | 100,771       | 13,757                 | 2,404          | 16,161        | 21,652                      | 1,499                  | 39,312        | 140,083        |
| West Virginia             | 46,447                        | -             | 170           | 46,617        | 3,322                         | 4,290                            | 1,381          | -                  | 452           | 56,022        | 4,170                  | -              | 4,170         | 3,455                       | 620                    | 8,245         | 64,267         |
| Wisconsin                 | 91,873                        | -             | -             | 91,873        | -                             | 22,553                           | 29,264         | -                  | 358           | 144,048       | 19,340                 | 8              | 19,348        | 7,431                       | 1,278                  | 28,057        | 172,105        |
| Wyoming                   | 12,405                        | -             | -             | 12,405        | -                             | 771                              | 1,194          | -                  | -             | 14,370        | 10,093                 | 3,803          | 13,896        | 948                         | 322                    | 15,166        | 29,536         |
| Dist. of Col.             | 13,734                        | -             | -             | 13,734        | -                             | -                                | -              | 535                | -             | 14,269        | 3,192                  | -              | 3,192         | -                           | 392                    | 3,584         | 17,853         |
| Not Distributed by States | -                             | -             | -             | -             | -                             | -                                | -              | -                  | -             | -             | 14,512                 | 45,000         | 59,512        | -                           | -                      | 59,512        | 59,512         |
| Total                     | 3,902,779                     | 12,950        | 57,247        | 3,972,976     | 314,754                       | 698,413                          | 721,817        | 27,296             | 137,786       | 5,833,042     | 809,601                | 77,424         | 887,025       | 1,472,402                   | 82,337                 | 2,441,764     | 8,274,806      |

1/ Data for 1956 supersede those given in the December 1958 issue of Table HF-1, and reflect more recent information.

2/ Excludes amounts allocated for collection expenses and non-highway purposes. Revenues are segregated according to the governmental units that levy and collect the taxes.

501811 O-59-10

Highway Finance

ESTIMATED TOTAL DISBURSEMENTS FOR HIGHWAYS-1956<sup>1/</sup>  
ALL UNITS OF GOVERNMENT<sup>2/</sup>

TABLE F-2  
ISSUED FEBRUARY 1959

Highway Statistics, 1957

Table with columns: STATE, CAPITAL OUTLAY (State-administered Highways, Local-Rural Roads, Local City Streets, Unclassified Capital Outlay), MAINTENANCE (State-administered Highways, Local Rural Roads, Local City Streets, Total), ADMINISTRATION AND MISCELLANEOUS, HIGHWAY POLICE AND SAFETY, BOND INTEREST (State-administered Highways, Local Rural Roads, Local City Streets, Total), TOTAL DIRECT EXPENDITURES, BOND REVENUES, TOTAL DISBURSEMENTS. Rows list various states including Alabama, Arizona, Arkansas, California, Colorado, Connecticut, Delaware, Florida, Georgia, Idaho, Illinois, Indiana, Iowa, Kansas, Kentucky, Louisiana, Maine, Maryland, Massachusetts, Michigan, Minnesota, Mississippi, Missouri, Montana, Nebraska, Nevada, New Hampshire, New Jersey, New Mexico, New York, North Carolina, North Dakota, Ohio, Oklahoma, Oregon, Pennsylvania, Rhode Island, South Carolina, South Dakota, Tennessee, Texas, Utah, Vermont, Virginia, Washington, West Virginia, Wisconsin, Wyoming, Dist. of Col., and Not classified by States.

1/ Data for 1956 supersede those given in the December 1958 issue of Table HF-2, and reflect more recent information.  
2/ Disbursements are classified by systems on which expended, rather than by expending agencies, e.g., capital outlay on county and other local rural roads includes expenditures from Federal, State, and local funds.

# MILEAGE OF PUBLIC ROADS AND STREETS

At the end of 1957, there were 3,453,118 miles of roads and streets in the United States, an increase of 23,317 miles over the previous year. This increase is due chiefly to construction of new roads and streets, although some statistical revisions are made each year as a result of mileage inventories. A comparison of mileages for 1956 and 1957 is given below:

|  | <u>1956</u>   | <u>1957</u>   |
|--|---------------|---------------|
| Primary State highways . . . . .   | 425,634       | 429,082       |
| Secondary State highways . . . . .                                       | 232,904       | 239,093       |
| Local rural roads . . . . .  | 2,329,644     | 2,328,987     |
| Local city streets . . . . .   | 335,426       | 343,969       |
| State park, forest, reservation,<br>and other roads . . . . .            | 11,973        | 13,467        |
| National park, forest, reservation,<br>and other Federal roads . . . . . | <u>94,220</u> | <u>98,520</u> |
| Total mileage . . . . .  | 3,429,801     | 3,453,118     |

The most significant change from year to year in the Nation's highway and street network is not the growth in total mileage, but the improvement of existing roads. Each year, many miles of local roads are converted from dirt roads to all-weather surfaces, and the more important routes comprising the State highway systems are improved by reducing grades, minimizing curves, separating lanes, eliminating grade crossings, and by providing wider, smoother, and better quality pavements.

Tables M-1, M-2, and M-3 present the latest available data for mileages of all roads and streets, classified by type of surface and governmental unit administering them. Table M-21 summarizes the mileage of all roads and streets and shows the extent of Federal-aid system coincidence with State and local road systems. Rural roads under local control, which constitute 76 percent of all rural mileage, are reported in table LM-O.

The surfaced and unsurfaced mileages of all rural roads in the United States and State primary rural highways, expressed in percentages, are given below for the years 1937, 1947, and 1957:

|                               | <u>1937</u> | <u>1947</u> | <u>1957</u> |
|-------------------------------|-------------|-------------|-------------|
| All rural roads:              |             |             |             |
| Unsurfaced . . . . .          | 59.1        | 48.7        | 34.0        |
| Surfaced . . . . .            | <u>40.9</u> | <u>51.3</u> | <u>66.0</u> |
| Total . . . . .               | 100.0       | 100.0       | 100.0       |
| State primary rural highways: |             |             |             |
| Unsurfaced . . . . .          | 12.6        | 4.6         | 1.4         |
| Surfaced . . . . .            | <u>87.4</u> | <u>95.4</u> | <u>98.6</u> |
| Total . . . . .               | 100.0       | 100.0       | 100.0       |

## PRIMARY STATE HIGHWAYS

The primary State highways forming the principal network of intercity-interstate routes, both rural and municipal, are receiving major benefits from the accelerated construction program of the Interstate System. The next decade should witness the construction of a substantial mileage of freeways as a part of the Interstate program, as well as extensive building of expressway-type facilities on large segments of the State primary highway systems.

The tables of the SM (State mileage) series classify mileage by systems, surface types, widths, lanes, average daily traffic volumes, and the mileage of divided highways according to the extent of access control. While these tables provide some indication of vehicle use and design features, they do not justify conclusions concerning adequacy of design or capacity. They are included primarily to give a quantitative appraisal of the present status of the principal highways.

Shown below is a comparison of surfaced mileage of State primary rural highways, by lanes, for 1956 and 1957:

|                                       | <u>1956</u> | <u>1957</u> |
|---------------------------------------|-------------|-------------|
| 2-lane highways . . . . .             | 369,848     | 370,613     |
| 3-lane highways . . . . .             | 3,725       | 3,990       |
| 4 or more lanes (undivided) . . . . . | 2,696       | 2,916       |
| 4 or more lanes (divided):            |             |             |
| No access control . . . . .           | 4,882       | 5,317       |
| Partial access control . . . . .      | 1,964       | 2,284       |
| Full access control . . . . .         | <u>704</u>  | <u>915</u>  |
| Total . . . . .                       | 383,819     | 386,035     |

The continuing activity in the widening of undivided State primary rural highways is apparent in the following mileage comparisons by surface widths:

|   | <u>1956</u>   | <u>1957</u>   |
|---|---------------|---------------|
| Surfaces less than 20 feet wide . . . . . | 119,373       | 113,762       |
| Surfaces 20 to 24 feet wide . . . . .     | 181,034       | 182,481       |
| Surfaces 24 feet and wider . . . . .      | <u>81,379</u> | <u>86,638</u> |
| Total undivided mileage . . . . .         | 381,786       | 382,881       |

The 40,000 miles built during 1957 on the State primary and secondary systems represent some form of improvement on 5.9 miles of every 100 miles of existing State highways. In addition, State highway departments built or supervised the construction of 13,000 miles of roads located off the State system. The latter mileages were principally county roads im-

(Continued on next page)

**Highway Statistics, 1957**

proved under the Federal-aid secondary highway program. During 1957, State toll authorities completed work on 685 miles of controlled-access divided highways.

Mileages of roads in Federal and State parks and forests, reservations, etc., and toll and other roads that are not a part of the designated State or local systems are shown in table OSM. Included with the highways under State control are 2,630 miles of toll roads.

The mileages of roads and streets in Hawaii and Puerto Rico are shown on page 137. In addition, the total existing mileages of Federal-aid systems in Alaska are included for the first time. A more com-

plete classification of mileages for Alaska may be available for 1958.

**STATE CONSTRUCTION CONTRACT AWARDS**

Table CA-3, on page 143, reports highway construction contract awards and force account authorizations by State agencies for highways. In calendar year 1957, total awards amounted to \$3,356 million, including \$1,075 million in contracts for Federal-aid Interstate projects, \$1,360 million in other Federal-aid contracts, \$578 million in State and local contracts, and \$343 million in toll facility awards.





## MILEAGE BUILT DURING 1957 BY STATE HIGHWAY DEPARTMENTS—SUMMARY

Compiled for calendar year  
from reports of State authoritiesTABLE SMP-1, 1957  
ISSUED DECEMBER 1958

| STATE          | MILEAGE GRADED AND DRAINED  |                 |    |       |   |  |  | MILEAGE SURFACED            |                              |  |        |                            |                    |       |        |                                    |                              | TOTAL<br>CONSTRUC-<br>TION | STATE          |
|----------------|-----------------------------|-----------------|----|-------|---|--|--|-----------------------------|------------------------------|--|--------|----------------------------|--------------------|-------|--------|------------------------------------|------------------------------|----------------------------|----------------|
|                | STATE-ADMINISTERED HIGHWAYS |                 |    |       |   |  |  | STATE-ADMINISTERED HIGHWAYS |                              |  |        |                            |                    |       |        |                                    |                              |                            |                |
|                | RURAL ROADS                 |                 |    |       | MUNICIPAL<br>EXTEN-<br>SIONS<br>OF<br>STATE<br>HIGHWAY<br>SYSTEMS | OTHER<br>MILEAGE<br>GRADED<br>AND<br>DRAINED<br>1/ | TOTAL<br>MILEAGE<br>GRADED<br>AND<br>DRAINED | RURAL ROADS                 |                              |  |        | MUNICIPAL EXTENSIONS       |                    |       | TOTAL  | OTHER<br>MILEAGE<br>SURFACED<br>1/ | TOTAL<br>MILEAGE<br>SURFACED |                            |                |
|                | STATE<br>PRIMARY<br>SYSTEM  | SECONDARY ROADS |    | TOTAL |   |  |  | STATE<br>PRIMARY<br>SYSTEM  | STATE<br>SECONDARY<br>SYSTEM | COUNTY<br>ROADS<br>UNDER<br>STATE<br>CONTROL | TOTAL  | STATE<br>PRIMARY<br>SYSTEM | SECONDARY<br>ROADS | TOTAL |        |                                    |                              |                            |                |
| Alabama        | -                           | -               | -  | -     | -   | -  | -  | 162                         | -                            | 382  | 544    | 56                         | -                  | 56    | 600    | 835                                | 1,435                        | 1,435                      | Alabama        |
| Arizona        | -                           | -               | -  | -     | -   | 151  | 151  | 166                         | -                            | -  | 166    | 8                          | -                  | 8     | 174    | 207                                | 381                          | 532                        | Arizona        |
| Arkansas       | -                           | -               | -  | -     | -   | -  | -  | 489                         | -                            | -  | 489    | 30                         | -                  | 30    | 519    | 200                                | 719                          | 719                        | Arkansas       |
| California     | -                           | -               | -  | -     | -   | 316  | 316  | 864                         | -                            | -  | 864    | 112                        | -                  | 112   | 976    | 257                                | 1,233                        | 1,549                      | California     |
| Colorado       | -                           | -               | -  | -     | -   | -  | -  | 408                         | -                            | -  | 408    | 40                         | -                  | 40    | 448    | -                                  | 448                          | 448                        | Colorado       |
| Connecticut    | -                           | -               | -  | -     | -   | -  | -  | 28                          | -                            | -  | 28     | 6                          | -                  | 6     | 34     | -                                  | 34                           | 34                         | Connecticut    |
| Delaware       | -                           | -               | -  | -     | -   | -  | -  | 32                          | 140                          | 163  | 335    | 3                          | 6                  | 9     | 344    | -                                  | 344                          | 344                        | Delaware       |
| Florida        | -                           | 9               | -  | 9     | -   | -  | 9  | 686                         | 272                          | -  | 958    | 86                         | 15                 | 101   | 1,059  | 219                                | 1,278                        | 1,287                      | Florida        |
| Georgia        | 28                          | -               | -  | 28    | -   | 464  | 492  | 402                         | -                            | -  | 402    | 47                         | -                  | 47    | 449    | 1,483                              | 1,932                        | 2,424                      | Georgia        |
| Idaho          | 23                          | -               | -  | 23    | -   | -  | 23   | 198                         | -                            | -  | 198    | 12                         | -                  | 12    | 210    | 75                                 | 285                          | 308                        | Idaho          |
| Illinois       | 9                           | -               | -  | 9     | -   | 7  | 16   | 353                         | -                            | -  | 353    | 65                         | -                  | 65    | 418    | 497                                | 915                          | 931                        | Illinois       |
| Indiana        | -                           | -               | -  | -     | -   | -  | -  | 600                         | -                            | -  | 600    | 64                         | -                  | 64    | 664    | 157                                | 821                          | 821                        | Indiana        |
| Iowa           | 16                          | -               | -  | 16    | 3   | 72   | 91   | 729                         | -                            | -  | 729    | 79                         | -                  | 79    | 808    | 1,661                              | 2,469                        | 2,560                      | Iowa           |
| Kansas         | -                           | -               | -  | -     | -   | 101  | 101  | 418                         | -                            | -  | 418    | 25                         | -                  | 25    | 443    | 650                                | 1,093                        | 1,194                      | Kansas         |
| Kentucky       | -                           | -               | -  | -     | -   | 40   | 40   | 1,587                       | -                            | -  | 1,587  | 65                         | -                  | 65    | 1,652  | 137                                | 1,789                        | 1,829                      | Kentucky       |
| Louisiana      | -                           | -               | -  | -     | -   | -  | -  | 268                         | 2/ 537                       | -  | 805    | 39                         | 20                 | 59    | 864    | -                                  | 864                          | 864                        | Louisiana      |
| Maine          | -                           | -               | -  | -     | -   | -  | -  | 151                         | 3/ 194                       | -  | 345    | 9                          | 5                  | 14    | 359    | -                                  | 359                          | 359                        | Maine          |
| Maryland       | -                           | -               | -  | -     | -   | -  | -  | 109                         | -                            | -  | 109    | 6                          | -                  | 6     | 115    | -                                  | 115                          | 115                        | Maryland       |
| Massachusetts  | -                           | -               | -  | -     | -   | -  | -  | 87                          | -                            | -  | 87     | 23                         | -                  | 23    | 110    | 124                                | 234                          | 234                        | Massachusetts  |
| Michigan       | -                           | -               | -  | -     | -   | 38   | 38   | 565                         | -                            | -  | 565    | 55                         | -                  | 55    | 620    | 474                                | 1,094                        | 1,132                      | Michigan       |
| Minnesota      | -                           | -               | -  | -     | -   | 90   | 90   | 637                         | -                            | -  | 637    | 95                         | -                  | 95    | 732    | 1,076                              | 1,808                        | 1,898                      | Minnesota      |
| Mississippi    | -                           | -               | -  | -     | -   | -  | -  | 212                         | -                            | -  | 212    | 10                         | -                  | 10    | 222    | -                                  | 222                          | 222                        | Mississippi    |
| Missouri       | -                           | -               | -  | -     | -   | -  | -  | 758                         | 4,200                        | -  | 4,958  | 92                         | -                  | 92    | 5,050  | -                                  | 5,050                        | 5,050                      | Missouri       |
| Montana        | 16                          | 56              | -  | 72    | -   | -  | 72   | 403                         | 368                          | -  | 771    | 8                          | 4                  | 12    | 803    | -                                  | 803                          | 875                        | Montana        |
| Nebraska       | -                           | -               | -  | -     | -   | -  | -  | 426                         | -                            | -  | 426    | 9                          | -                  | 9     | 435    | 325                                | 760                          | 760                        | Nebraska       |
| Nevada         | -                           | -               | -  | -     | -   | -  | -  | 88                          | 135                          | 26   | 249    | 1                          | 1                  | 2     | 251    | -                                  | 251                          | 251                        | Nevada         |
| New Hampshire  | -                           | -               | -  | -     | -   | -  | -  | 65                          | 53                           | -  | 118    | 6                          | 2                  | 8     | 126    | 33                                 | 159                          | 159                        | New Hampshire  |
| New Jersey     | -                           | -               | -  | -     | -   | -  | -  | 48                          | -                            | -  | 48     | 24                         | -                  | 24    | 72     | 33                                 | 105                          | 105                        | New Jersey     |
| New Mexico     | 9                           | -               | -  | 9     | -   | -  | 9  | 313                         | -                            | -  | 313    | 23                         | -                  | 23    | 336    | -                                  | 336                          | 345                        | New Mexico     |
| New York       | -                           | -               | -  | -     | -   | -  | -  | 171                         | -                            | -  | 171    | (1/)                       | -                  | -     | 171    | 127                                | 298                          | 298                        | New York       |
| North Carolina | -                           | -               | 88 | 88    | -   | -  | 88   | 677                         | -                            | 2,017  | 2,694  | 59                         | 84                 | 143   | 2,837  | -                                  | 2,837                        | 2,925                      | North Carolina |
| North Dakota   | 16                          | -               | -  | 16    | -   | 69   | 85   | 700                         | -                            | -  | 700    | 17                         | -                  | 17    | 717    | 147                                | 864                          | 949                        | North Dakota   |
| Ohio           | -                           | -               | -  | -     | -   | -  | -  | 2,880                       | -                            | -  | 2,880  | 203                        | -                  | 203   | 3,083  | 399                                | 3,482                        | 3,482                      | Ohio           |
| Oklahoma       | 15                          | -               | -  | 15    | -   | 29   | 44   | 482                         | -                            | -  | 482    | 22                         | -                  | 22    | 504    | 985                                | 1,489                        | 1,533                      | Oklahoma       |
| Oregon         | -                           | -               | -  | -     | -   | 3  | 3  | 271                         | 164                          | -  | 435    | 15                         | 10                 | 25    | 460    | 102                                | 562                          | 565                        | Oregon         |
| Pennsylvania   | -                           | -               | -  | -     | -   | -  | -  | 550                         | 686                          | -  | 1,236  | 71                         | 42                 | 113   | 1,349  | 70                                 | 1,419                        | 1,419                      | Pennsylvania   |
| Rhode Island   | -                           | -               | -  | -     | -   | -  | -  | 11                          | -                            | -  | 11     | 11                         | -                  | 11    | 22     | 4                                  | 26                           | 26                         | Rhode Island   |
| South Carolina | -                           | -               | -  | -     | -   | -  | -  | 231                         | 843                          | -  | 1,074  | 25                         | 128                | 153   | 1,227  | 3                                  | 1,230                        | 1,230                      | South Carolina |
| South Dakota   | -                           | -               | -  | -     | -   | -  | -  | 607                         | -                            | -  | 607    | 5                          | -                  | 5     | 612    | 347                                | 959                          | 959                        | South Dakota   |
| Tennessee      | -                           | -               | -  | -     | -   | -  | -  | 1,108                       | -                            | -  | 1,108  | 64                         | -                  | 64    | 1,172  | 692                                | 1,864                        | 1,864                      | Tennessee      |
| Texas          | 55                          | -               | -  | 55    | -   | -  | 55   | 3,177                       | -                            | -  | 3,177  | 246                        | -                  | 246   | 3,423  | 30                                 | 3,453                        | 3,508                      | Texas          |
| Utah           | 6                           | -               | -  | 6     | -   | -  | 6  | 309                         | -                            | -  | 309    | 39                         | -                  | 39    | 348    | 25                                 | 373                          | 379                        | Utah           |
| Vermont        | -                           | -               | -  | -     | -   | -  | -  | 111                         | -                            | -  | 111    | 9                          | -                  | 9     | 120    | 17                                 | 137                          | 137                        | Vermont        |
| Virginia       | -                           | -               | -  | -     | -   | -  | -  | 208                         | -                            | 2,007  | 2,215  | 13                         | 19                 | 32    | 2,247  | 9                                  | 2,256                        | 2,256                      | Virginia       |
| Washington     | -                           | 2               | -  | 2     | -   | 13   | 15   | 147                         | 60                           | -  | 207    | 11                         | 5                  | 16    | 223    | 264                                | 487                          | 502                        | Washington     |
| West Virginia  | -                           | -               | -  | -     | -   | -  | -  | 325                         | -                            | 867  | 1,192  | 36                         | 8                  | 44    | 1,236  | -                                  | 1,236                        | 1,236                      | West Virginia  |
| Wisconsin      | -                           | -               | -  | -     | -   | 5  | 5  | 347                         | -                            | -  | 347    | 80                         | -                  | 80    | 427    | 329                                | 756                          | 761                        | Wisconsin      |
| Wyoming        | 23                          | -               | -  | 23    | -   | 26   | 49   | 222                         | -                            | -  | 222    | 8                          | -                  | 8     | 230    | 143                                | 373                          | 422                        | Wyoming        |
| Total          | 216                         | 67              | 88 | 371   | 3   | 1,424  | 1,798  | 23,786                      | 7,672                        | 5,462  | 36,920 | 2,032                      | 349                | 2,381 | 39,301 | 12,136                             | 51,437                       | 53,235                     | Total          |

1/ Mileage built by State highway departments on county or other local rural roads not under State control, on forest, park, institutional roads, etc., and on local city streets not connecting State highway systems. Includes mileage built by State and quasi-State toll authorities.

2/ Includes 317 miles built on the farm-to-market system.

3/ Mileage built on the State-aid system.

4/ Mileage built on municipal extensions of State system included with mileage built on rural sections.

MILEAGE BUILT DURING 1957 ON STATE HIGHWAYS ✓  
CLASSIFIED BY SYSTEM AND TYPE OF SURFACE

TABLE SMB-2, 1957  
SHEET 1 OF 2  
ISSUED DECEMBER 1956

Compiled for calendar year  
from reports of State authorities

| STATE          | MILEAGE SURFACED ON PRIMARY RURAL STATE HIGHWAYS |       |       |        |  |                               |                        |    |     |       | MILEAGE GRADED AND DRAINED | MILEAGE SURFACED ON MUNICIPAL EXTENSIONS OF PRIMARY STATE HIGHWAYS |                          |  |                               |                        |  |           |  |  |  | TOTAL MILEAGE GRADED AND SURFACED |                                   |  |
|----------------|--|-------|-------|--------|--|-------------------------------|------------------------|----|-----|-------|----------------------------|--|--------------------------|--|-------------------------------|------------------------|--|-----------|--|--|--|-----------------------------------|-----------------------------------|--|
|                | TYPE OF SURFACE BUILT 2/                         |       |       |        |  | SUBTOTALS                     |                        |    |     |       |                            | TOTAL MILEAGE GRADED AND SURFACED                                  | TYPE OF SURFACE BUILT 2/ |  |                               |                        |  | SUBTOTALS |  |  |  |                                   | TOTAL MILEAGE GRADED AND SURFACED |  |
|                | D  | F     | G-2   | J      | SURFACING ON EARLY ROADS OR NEW LOCATION | RECONSTRUCTION OR RESURFACING | TOTAL MILEAGE SURFACED | D  | F   | G-2   |                            |  | J                        | SURFACING ON EARLY ROADS OR NEW LOCATION | RECONSTRUCTION OR RESURFACING | TOTAL MILEAGE SURFACED |  |           |  |  |  |                                   |                                   |  |
| Alabama        | -  | 23    | 139   | -      | 44                                       | 118                           | 162                    | -  | -   | 54    | -                          | 16   | 40                       | 56                                       |                               |                        |  |           |  |  |  |                                   |                                   |  |
| Arizona        | -  | 20    | 144   | -      | 56                                       | 110                           | 166                    | -  | -   | 29    | 1                          | 1  | 7                        | 8  |                               |                        |  |           |  |  |  |                                   |                                   |  |
| Arkansas       | -  | 220   | 242   | -      | 7  | 482                           | 489                    | -  | -   | 53    | 55                         | 14   | 30                       | 30                                       |                               |                        |  |           |  |  |  |                                   |                                   |  |
| California     | -  | 254   | 409   | 192    | 25                                       | 839                           | 864                    | -  | -   | -     | -                          | -  | 98                       | 112                                      |                               |                        |  |           |  |  |  |                                   |                                   |  |
| Colorado       | 28   | -     | 375   | -      | 15                                       | 393                           | 408                    | -  | -   | 37    | 3                          | 2  | 38                       | 40                                       |                               |                        |  |           |  |  |  |                                   |                                   |  |
| Connecticut    | -  | -     | 28    | -      | 4  | 24                            | 28                     | -  | -   | 5     | 1                          | -  | 6                        | 6  |                               |                        |  |           |  |  |  |                                   |                                   |  |
| Delaware       | -  | -     | 21    | 11     | -  | 32                            | 32                     | -  | -   | 1     | 2                          | -  | 3                        | 3  |                               |                        |  |           |  |  |  |                                   |                                   |  |
| Florida        | -  | -     | 596   | 7      | 52                                       | 634                           | 686                    | -  | -   | 79    | 5                          | 6  | 80                       | 86                                       |                               |                        |  |           |  |  |  |                                   |                                   |  |
| Georgia        | 28   | 159   | 225   | 12     | 70                                       | 332                           | 402                    | -  | -   | 38    | 4                          | 7  | 40                       | 47                                       |                               |                        |  |           |  |  |  |                                   |                                   |  |
| Idaho          | 23   | 123   | 175   | 160    | 41                                       | 157                           | 198                    | -  | -   | 10    | 11                         | 1  | 11                       | 12                                       |                               |                        |  |           |  |  |  |                                   |                                   |  |
| Illinois       | 9  | 47    | 342   | 55     | 23                                       | 362                           | 362                    | -  | -   | 51    | 11                         | 5  | 60                       | 65                                       |                               |                        |  |           |  |  |  |                                   |                                   |  |
| Indiana        | -  | -     | 545   | -      | 23                                       | 577                           | 600                    | -  | -   | 51    | 13                         | 9  | 55                       | 64                                       |                               |                        |  |           |  |  |  |                                   |                                   |  |
| Iowa           | 16   | 125   | 241   | 362    | 19                                       | 710                           | 745                    | 3  | 4   | 37    | 38                         | 5  | 74                       | 82                                       |                               |                        |  |           |  |  |  |                                   |                                   |  |
| Kansas         | -  | 207   | 174   | 24     | 53                                       | 365                           | 443                    | -  | -   | 15    | 6                          | 4  | 21                       | 25                                       |                               |                        |  |           |  |  |  |                                   |                                   |  |
| Kentucky       | -  | 367   | 746   | 2      | 46                                       | 1,541                         | 1,587                  | -  | 1   | 96    | 6                          | 2  | 63                       | 65                                       |                               |                        |  |           |  |  |  |                                   |                                   |  |
| Louisiana      | -  | -     | 251   | 17     | 12                                       | 256                           | 268                    | -  | -   | 33    | 6                          | 6  | 33                       | 39                                       |                               |                        |  |           |  |  |  |                                   |                                   |  |
| Maine          | -  | 23    | 122   | 5      | 28                                       | 123                           | 151                    | -  | -   | 9     | -                          | 1  | 8                        | 9  |                               |                        |  |           |  |  |  |                                   |                                   |  |
| Maryland       | -  | 12    | 85    | 12     | 31                                       | 78                            | 109                    | -  | -   | 4     | 2                          | 3  | 3                        | 6  |                               |                        |  |           |  |  |  |                                   |                                   |  |
| Massachusetts  | -  | 85    | 260   | 130    | 33                                       | 54                            | 87                     | -  | -   | 23    | -                          | 10   | 13                       | 23                                       |                               |                        |  |           |  |  |  |                                   |                                   |  |
| Michigan       | -  | 175   | 260   | -      | 103                                      | 462                           | 565                    | -  | -   | 33    | 20                         | 10   | 45                       | 55                                       |                               |                        |  |           |  |  |  |                                   |                                   |  |
| Minnesota      | -  | 30    | 495   | 61     | 43                                       | 594                           | 637                    | -  | -   | 79    | 13                         | 13   | 82                       | 95                                       |                               |                        |  |           |  |  |  |                                   |                                   |  |
| Mississippi    | 20   | 189   | 212   | 3      | -  | 212                           | 212                    | -  | -   | 1     | 6                          | -  | 10                       | 10                                       |                               |                        |  |           |  |  |  |                                   |                                   |  |
| Missouri       | -  | 640   | 741   | 70     | 17                                       | 741                           | 758                    | -  | -   | 5     | 20                         | 26   | 66                       | 92                                       |                               |                        |  |           |  |  |  |                                   |                                   |  |
| Montana        | 16   | 223   | 168   | -      | 96                                       | 307                           | 419                    | -  | -   | 8     | -                          | -  | 8                        | 8  |                               |                        |  |           |  |  |  |                                   |                                   |  |
| Nebraska       | -  | 268   | 49    | 42     | 98                                       | 328                           | 426                    | -  | -   | 3     | 3                          | 1  | 8                        | 9  |                               |                        |  |           |  |  |  |                                   |                                   |  |
| Nevada         | -  | -     | 88    | -      | -  | 88                            | 88                     | -  | -   | 1     | -                          | -  | 1                        | 1  |                               |                        |  |           |  |  |  |                                   |                                   |  |
| New Hampshire  | -  | 55    | 10    | 12     | 28                                       | 37                            | 65                     | -  | -   | 5     | -                          | -  | 6                        | 6  |                               |                        |  |           |  |  |  |                                   |                                   |  |
| New Jersey     | -  | -     | 36    | -      | 4  | 44                            | 48                     | -  | -   | 16    | 8                          | 3  | 21                       | 24                                       |                               |                        |  |           |  |  |  |                                   |                                   |  |
| New Mexico     | 9  | 148   | 145   | -      | 107                                      | 206                           | 322                    | -  | -   | 20    | 1                          | 2  | 21                       | 23                                       |                               |                        |  |           |  |  |  |                                   |                                   |  |
| New York       | -  | 28    | 530   | 40     | 112                                      | 565                           | 677                    | 3/ | 171 | 54    | 1                          | 11   | 48                       | 59                                       |                               |                        |  |           |  |  |  |                                   |                                   |  |
| North Carolina | -  | 107   | 393   | -      | 63                                       | 637                           | 700                    | -  | -   | 13    | -                          | -  | 17                       | 17                                       |                               |                        |  |           |  |  |  |                                   |                                   |  |
| North Dakota   | 16   | 265   | 168   | -      | -  | -                             | -                      | -  | -   | -     | -                          | -  | -                        | -  |                               |                        |  |           |  |  |  |                                   |                                   |  |
| Ohio           | 16   | 600   | 2,188 | 76     | 57                                       | 2,823                         | 2,880                  | -  | -   | 193   | 5                          | 4  | 199                      | 203                                      |                               |                        |  |           |  |  |  |                                   |                                   |  |
| Oklahoma       | 15   | 163   | 80    | 22     | 340                                      | 442                           | 497                    | -  | -   | 6     | 6                          | 9  | 13                       | 22                                       |                               |                        |  |           |  |  |  |                                   |                                   |  |
| Oregon         | -  | 4     | 267   | -      | 75                                       | 196                           | 271                    | -  | -   | 14    | 1                          | 2  | 13                       | 15                                       |                               |                        |  |           |  |  |  |                                   |                                   |  |
| Pennsylvania   | -  | 17    | 493   | 40     | 9  | 541                           | 550                    | -  | -   | 61    | 6                          | 4  | 67                       | 71                                       |                               |                        |  |           |  |  |  |                                   |                                   |  |
| Rhode Island   | -  | -     | 11    | -      | -  | 11                            | 11                     | -  | -   | 8     | 3                          | 4  | 7                        | 11                                       |                               |                        |  |           |  |  |  |                                   |                                   |  |
| South Carolina | -  | 1     | 132   | 8      | 21                                       | 210                           | 231                    | -  | -   | 19    | 1                          | 2  | 23                       | 25                                       |                               |                        |  |           |  |  |  |                                   |                                   |  |
| South Dakota   | -  | 106   | 436   | -      | 62                                       | 545                           | 607                    | -  | -   | 5     | -                          | -  | 5                        | 5  |                               |                        |  |           |  |  |  |                                   |                                   |  |
| Tennessee      | 30   | 418   | 633   | 27     | -  | 1,108                         | 1,108                  | -  | -   | 42    | 3                          | -  | 64                       | 64                                       |                               |                        |  |           |  |  |  |                                   |                                   |  |
| Texas          | 55   | 2,029 | 1,090 | 46     | 1,030                                    | 2,147                         | 3,232                  | -  | -   | 152   | 42                         | 42   | 204                      | 246                                      |                               |                        |  |           |  |  |  |                                   |                                   |  |
| Utah           | 6  | 49    | 258   | -      | 96                                       | 213                           | 309                    | -  | -   | 36    | -                          | -  | 39                       | 39                                       |                               |                        |  |           |  |  |  |                                   |                                   |  |
| Vermont        | -  | 62    | 146   | -      | 6  | 105                           | 111                    | -  | -   | 8     | -                          | -  | 9                        | 9  |                               |                        |  |           |  |  |  |                                   |                                   |  |
| Virginia       | -  | 36    | 169   | 3      | 4  | 204                           | 208                    | -  | -   | 12    | -                          | 2  | 11                       | 13                                       |                               |                        |  |           |  |  |  |                                   |                                   |  |
| Washington     | -  | 20    | 121   | 6      | 21                                       | 126                           | 147                    | -  | -   | 10    | -                          | 1  | 10                       | 11                                       |                               |                        |  |           |  |  |  |                                   |                                   |  |
| West Virginia  | -  | 3     | 319   | -      | 9  | 316                           | 325                    | -  | -   | 36    | -                          | 2  | 34                       | 36                                       |                               |                        |  |           |  |  |  |                                   |                                   |  |
| Wisconsin      | -  | 31    | 275   | 41     | 1  | 346                           | 347                    | -  | -   | 53    | 26                         | -  | 80                       | 80                                       |                               |                        |  |           |  |  |  |                                   |                                   |  |
| Wyoming        | 23   | 54    | 168   | -      | 38                                       | 184                           | 222                    | -  | -   | 8     | -                          | -  | 8                        | 8  |                               |                        |  |           |  |  |  |                                   |                                   |  |
| Total          | 216  | 1,407 | 7,188 | 13,557 | 1,634                                    | 3,050                         | 23,786                 | 3  | 22  | 1,498 | 317                        | 230  | 4/ 1,802                 | 2,032                                    | 2,035                         |                        |  |           |  |  |  |                                   |                                   |  |

# MILEAGE BUILT DURING 1957 ON STATE HIGHWAYS <sup>1/</sup>

CLASSIFIED BY SYSTEM AND TYPE OF SURFACE

TABLE SMB-2, 1957  
SHEET 2 OF 2  
ISSUED DECEMBER 1958

Compiled for calendar year  
from reports of State authorities

| STATE   | MILEAGE GRADED AND DRAINED | MILEAGE SURFACED ON SECONDARY RURAL ROADS UNDER STATE CONTROL |                 |                 |    |  |                                  |                        |                                   | MILEAGE SURFACED ON MUNICIPAL EXTENSIONS OF SECONDARY ROADS |                 |                 |   |  |                                  |                        |
|---|----------------------------|---|-----------------|-----------------|----|--|----------------------------------|------------------------|-----------------------------------|---|-----------------|-----------------|---|--|----------------------------------|------------------------|
|   |                            | TYPE OF SURFACE BUILT <sup>2/</sup>                           |                 |                 |    | SUBTOTALS                                |                                  | TOTAL MILEAGE SURFACED | TOTAL MILEAGE GRADED AND SURFACED | TYPE OF SURFACE BUILT <sup>2/</sup>                         |                 |                 |   | SUBTOTALS                                |                                  | TOTAL MILEAGE SURFACED |
|   |                            | D<br>E  | F<br>G-1<br>H-1 | G-2<br>H-2<br>I | J  | SURFACING ON EARTH ROADS OR NEW LOCATION | RECON-STRUC-TION OR RESUR-FACING |                        |                                   | D<br>E  | F<br>G-1<br>H-1 | G-2<br>H-2<br>I | J | SURFACING ON EARTH ROADS OR NEW LOCATION | RECON-STRUC-TION OR RESUR-FACING |                        |
| <b>SECONDARY STATE HIGHWAYS</b>                       |                            |   |                 |                 |    |  |                                  |                        |                                   |   |                 |                 |   |  |                                  |                        |
| Delaware  | -                          | -   | 62              | 76              | 2  | 7  | 133                              | 140                    | 140                               | -   | 1               | 5               | - | -  | 6                                | 6                      |
| Florida   | 9                          | -   | 232             | 40              | -  | 207                                      | 65                               | 272                    | 281                               | -   | 12              | 3               | - | 7  | 8                                | 15                     |
| Louisiana:<br>Secondary                               | -                          | -   | -               | 215             | 5  | -  | 220                              | 220                    | 220                               | -   | -               | 6               | - | -  | 6                                | 6                      |
| Farm-to-Market  | -                          | -   | -               | 317             | -  | 1  | 316                              | 317                    | 317                               | -   | -               | 8               | 6 | 3  | 11                               | 14                     |
| Total   | -                          | -   | -               | 532             | 5  | 1  | 536                              | 537                    | 537                               | -   | -               | 14              | 6 | 3  | 17                               | 20                     |
| Maine <sup>5/</sup>                                   | -                          | 22  | 159             | 13              | -  | 16                                       | 178                              | 194                    | 194                               | -   | 2               | 3               | - | -  | 5                                | 5                      |
| Missouri <sup>3/</sup>                                | -                          | 1,417   | 2,773           | 9               | 1  | 235                                      | 3,965                            | 4,200                  | 4,200                             | -   | -               | -               | - | -  | -                                | -                      |
| Montana   | 56                         | 107   | 245             | 36              | -  | 152                                      | 236                              | 388                    | 444                               | 1   | 1               | 2               | - | -  | 4                                | 4                      |
| Nevada  | -                          | -   | 15              | 120             | -  | 67                                       | 68                               | 135                    | 135                               | -   | -               | -               | - | -  | -                                | -                      |
| New Hampshire   | -                          | 3   | 50              | -               | -  | 7  | 46                               | 53                     | 53                                | -   | -               | 2               | - | -  | 2                                | 2                      |
| Oregon  | -                          | 1   | -               | 163             | -  | 19                                       | 145                              | 164                    | 164                               | -   | -               | 10              | - | 3  | 7                                | 10                     |
| Pennsylvania  | -                          | 8   | 225             | 445             | 8  | 12                                       | 674                              | 686                    | 686                               | 3   | 5               | 33              | 1 | 1  | 41                               | 42                     |
| South Carolina  | -                          | 3   | 833             | 7               | -  | 699                                      | 144                              | 843                    | 843                               | -   | 122             | 6               | - | 99                                       | 29                               | 128                    |
| Washington  | 2                          | -   | 32              | 28              | -  | 4  | 56                               | 60                     | 62                                | -   | -               | 5               | - | -  | 5                                | 5                      |
| Total   | 67                         | 1,561   | 4,626           | 1,469           | 16 | 1,426                                    | 6,246                            | 7,672                  | 7,739                             | 4   | 143             | 83              | 7 | 113                                      | 124                              | 237                    |
| <b>COUNTY ROADS UNDER STATE CONTROL <sup>6/</sup></b> |                            |   |                 |                 |    |  |                                  |                        |                                   |   |                 |                 |   |  |                                  |                        |
| Alabama   | -                          | -   | 382             | -               | -  | -  | 382                              | 382                    | 382                               | -   | -               | -               | - | -  | -                                | -                      |
| Delaware  | -                          | -   | 142             | 21              | -  | 27                                       | 136                              | 163                    | 163                               | -   | -               | -               | - | -  | -                                | -                      |
| Nevada  | -                          | -   | 3               | 23              | -  | -  | 26                               | 26                     | 26                                | -   | -               | 1               | - | -  | 1                                | 1                      |
| North Carolina  | 88                         | 1,011   | 689             | 309             | 8  | 814                                      | 1,203                            | 2,017                  | 2,105                             | 9   | 45              | 29              | 1 | 18                                       | 66                               | 84                     |
| Virginia  | -                          | 1,070   | 869             | 68              | -  | 249                                      | 1,758                            | 2,007                  | 2,007                             | 9   | 8               | 2               | - | 2  | 17                               | 19                     |
| West Virginia   | -                          | 254   | 187             | 425             | 1  | 180                                      | 687                              | 867                    | 867                               | -   | 1               | 7               | - | -  | 8                                | 8                      |
| Total   | 88                         | 2,335   | 2,272           | 846             | 9  | 1,270                                    | 4,192                            | 5,462                  | 5,550                             | 18  | 54              | 39              | 1 | 20                                       | 92                               | 112                    |
| <b>ALL SECONDARY ROADS UNDER STATE CONTROL</b>        |                            |   |                 |                 |    |  |                                  |                        |                                   |   |                 |                 |   |  |                                  |                        |
| Total   | 155                        | 3,896   | 6,898           | 2,315           | 25 | 2,696                                    | 10,438                           | 13,134                 | 13,289                            | 22  | 197             | 122             | 8 | 133                                      | 216                              | 349                    |

<sup>1/</sup> Includes mileage widened.

<sup>2/</sup> Surface types in these columns are as follows: D, soil-surfaced; E, slag, gravel, or stone; F, bituminous surface treated; G-1, mixed bituminous; and H-1, bituminous penetration having a combined thickness of surface and base less than 7 inches, and/or low load-bearing capacity; G-2, mixed bituminous; and H-2, bituminous penetration having a combined thickness of surface and base 7 inches or more and/or a high load-bearing capacity; I, bituminous concrete and sheet asphalt; J, Portland cement concrete. Segregation of G and H surfaces according to thickness and load-bearing capacity is not uniform for all States. Where no segregation was reported for them, the mileage was classified as G-1 and H-1.

<sup>3/</sup> Mileage built on municipal extensions included with rural mileage.

<sup>4/</sup> See Table SM-101 for segregation between resurfacing to a different type and resurfacing to the same type.

<sup>5/</sup> Mileage built on State-aid system.

<sup>6/</sup> In Alabama (8 counties), Delaware, North Carolina, Virginia (all but 2 counties), and West Virginia, county roads are under State control. In Nevada, a small mileage was constructed and taken over for State maintenance without being added to the existing State Highway System.

MILEAGE BUILT BY STATE HIGHWAY DEPARTMENTS ON LOCAL ROADS, ETC.-1957

CLASSIFIED BY TYPE OF SURFACE

Compiled for calendar year  
from reports of State authorities

TABLE SMB-5, 1957  
ISSUED DECEMBER 1958

| STATE          | MILEAGE BUILT ON COUNTY OR OTHER LOCAL ROADS NOT UNDER STATE CONTROL 1/ |                     |           |           |    |                        |        | OTHER SPECIAL CONSTRUCTION 2/ |                     |           |           |     |                        |        | TOTAL SPECIAL CONSTRUCTION 4/ |
|----------------|---|---------------------|-----------|-----------|----|------------------------|--------|-------------------------------|---------------------|-----------|-----------|-----|------------------------|--------|-------------------------------|
|                | MILEAGE GRADED AND DRAINED  | MILEAGE SURFACED 3/ |           |           |    |                        | TOTAL  | MILEAGE GRADED AND DRAINED    | MILEAGE SURFACED 3/ |           |           |     |                        | TOTAL  |                               |
|                |   | D E                 | F G-1 H-1 | G-2 H-2 I | J  | TOTAL MILEAGE SURFACED |        |                               | D E                 | F G-1 H-1 | G-2 H-2 I | J   | TOTAL MILEAGE SURFACED |        |                               |
| Alabama        | -   | -                   | 750       | 27        | -  | 777                    | 777    | -                             | -                   | 49        | 9         | -   | 58                     | 58     | 835                           |
| Arizona        | -   | 23                  | 43        | 11        | -  | 77                     | 77     | 151                           | 24                  | 87        | 19        | -   | 130                    | 281    | 358                           |
| Arkansas       | -   | 56                  | 142       | 1         | 1  | 200                    | 200    | -                             | -                   | -         | -         | -   | -                      | -      | 200                           |
| California     | 2   | 14                  | 108       | 111       | -  | 233                    | 235    | 314                           | -                   | 18        | 6         | -   | 24                     | 338    | 573                           |
| Colorado       | -   | -                   | -         | -         | -  | -                      | -      | -                             | -                   | -         | -         | -   | -                      | -      | -                             |
| Connecticut    | -   | -                   | -         | -         | -  | -                      | -      | -                             | -                   | -         | -         | -   | -                      | -      | -                             |
| Delaware       | -   | -                   | -         | -         | -  | -                      | -      | -                             | -                   | -         | -         | -   | -                      | -      | -                             |
| Florida        | -   | -                   | 93        | 10        | -  | 103                    | 103    | -                             | -                   | 6         | 110       | -   | 116                    | 5/ 116 | 219                           |
| Georgia        | 458   | 82                  | 1,243     | 75        | -  | 1,400                  | 1,858  | 6                             | 12                  | 52        | 19        | -   | 83                     | 89     | 1,947                         |
| Idaho          | -   | 5                   | 36        | 34        | -  | 75                     | 75     | -                             | -                   | -         | -         | -   | -                      | -      | 75                            |
| Illinois       | 7   | 171                 | 289       | 18        | 19 | 497                    | 504    | -                             | -                   | -         | -         | -   | -                      | -      | 504                           |
| Indiana        | -   | -                   | -         | -         | -  | -                      | -      | -                             | -                   | -         | -         | 157 | 157                    | 5/ 157 | 157                           |
| Iowa           | 72  | 914                 | 264       | 440       | 42 | 1,660                  | 1,732  | -                             | 1                   | -         | -         | -   | 1                      | 1      | 1,733                         |
| Kansas         | 101   | 323                 | 325       | -         | -  | 648                    | 749    | -                             | -                   | 2         | -         | -   | 2                      | 2      | 751                           |
| Kentucky       | 40  | 71                  | 66        | -         | -  | 137                    | 177    | -                             | -                   | -         | -         | -   | -                      | -      | 177                           |
| Louisiana      | -   | -                   | -         | -         | -  | -                      | -      | -                             | -                   | -         | -         | -   | -                      | -      | -                             |
| Maine          | -   | -                   | -         | -         | -  | -                      | -      | -                             | -                   | -         | -         | -   | -                      | -      | -                             |
| Maryland       | -   | -                   | -         | -         | -  | -                      | -      | -                             | -                   | -         | -         | -   | -                      | -      | -                             |
| Massachusetts  | -   | -                   | -         | 1         | -  | 1                      | 1      | -                             | -                   | -         | 123       | -   | 123                    | 5/ 123 | 124                           |
| Michigan       | 38  | 105                 | 345       | 19        | 4  | 473                    | 511    | -                             | -                   | -         | 1         | -   | 1                      | 1      | 512                           |
| Minnesota      | 90  | 505                 | 95        | 474       | 2  | 1,076                  | 1,166  | -                             | -                   | -         | -         | -   | -                      | -      | 1,166                         |
| Mississippi    | -   | -                   | -         | -         | -  | -                      | -      | -                             | -                   | -         | -         | -   | -                      | -      | -                             |
| Missouri       | -   | -                   | -         | -         | -  | -                      | -      | -                             | -                   | -         | -         | -   | -                      | -      | -                             |
| Montana        | -   | -                   | -         | -         | -  | -                      | -      | -                             | -                   | -         | -         | -   | -                      | -      | -                             |
| Nebraska       | -   | 270                 | 51        | 1         | 1  | 323                    | 323    | -                             | 1                   | -         | -         | 1   | 2                      | 2      | 325                           |
| Nevada         | -   | -                   | -         | -         | -  | -                      | -      | -                             | -                   | -         | -         | -   | -                      | -      | -                             |
| New Hampshire  | -   | -                   | -         | -         | -  | -                      | -      | -                             | -                   | 28        | 5         | -   | 33                     | 5/ 33  | 33                            |
| New Jersey     | -   | -                   | -         | 11        | 3  | 14                     | 14     | -                             | 3                   | 4         | 12        | -   | 19                     | 5/ 19  | 33                            |
| New Mexico     | -   | -                   | -         | -         | -  | -                      | -      | -                             | -                   | -         | -         | -   | -                      | -      | -                             |
| New York       | -   | -                   | 13        | 6         | -  | 19                     | 19     | -                             | -                   | -         | 17        | 91  | 108                    | 5/ 108 | 127                           |
| North Carolina | -   | -                   | -         | -         | -  | -                      | -      | -                             | -                   | -         | -         | -   | -                      | -      | -                             |
| North Dakota   | 69  | 144                 | 1         | -         | -  | 145                    | 214    | -                             | -                   | 2         | -         | -   | 2                      | 2      | 216                           |
| Ohio           | -   | -                   | 162       | 232       | 3  | 397                    | 397    | -                             | -                   | -         | 2         | -   | 2                      | 2      | 399                           |
| Oklahoma       | 29  | 319                 | 564       | 6         | 2  | 891                    | 920    | -                             | 2                   | 4         | 77        | 11  | 94                     | 5/ 94  | 1,014                         |
| Oregon         | -   | 2                   | 13        | 71        | -  | 86                     | 86     | 3                             | 9                   | 5         | 2         | -   | 16                     | 19     | 105                           |
| Pennsylvania   | -   | -                   | -         | -         | -  | -                      | -      | -                             | 5                   | -         | 3         | 62  | 70                     | 5/ 70  | 70                            |
| Rhode Island   | -   | -                   | -         | -         | -  | -                      | -      | -                             | -                   | -         | 4         | -   | 4                      | 4      | 4                             |
| South Carolina | -   | -                   | -         | -         | -  | -                      | -      | -                             | -                   | 3         | -         | -   | 3                      | 3      | 3                             |
| South Dakota   | -   | 203                 | 59        | 66        | -  | 328                    | 328    | -                             | -                   | 17        | 2         | -   | 19                     | 19     | 347                           |
| Tennessee      | -   | 242                 | 343       | 54        | -  | 639                    | 639    | -                             | 9                   | 23        | 21        | -   | 53                     | 53     | 692                           |
| Texas          | -   | -                   | -         | -         | -  | -                      | -      | -                             | -                   | -         | -         | 30  | 30                     | 5/ 30  | 30                            |
| Utah           | -   | -                   | 5         | 19        | -  | 24                     | 24     | -                             | -                   | -         | 1         | -   | 1                      | 1      | 25                            |
| Vermont        | -   | -                   | 17        | -         | -  | 17                     | 17     | -                             | -                   | -         | -         | -   | -                      | -      | 17                            |
| Virginia       | -   | -                   | -         | -         | -  | -                      | -      | -                             | -                   | -         | 2         | 7   | 9                      | 9      | 9                             |
| Washington     | 13  | 154                 | 85        | 16        | 9  | 264                    | 277    | -                             | -                   | -         | -         | -   | -                      | -      | 277                           |
| West Virginia  | -   | -                   | -         | -         | -  | -                      | -      | -                             | -                   | -         | -         | -   | -                      | -      | -                             |
| Wisconsin      | 4   | 57                  | 64        | 162       | 10 | 293                    | 297    | 1                             | 1                   | 20        | 13        | 2   | 36                     | 37     | 334                           |
| Wyoming        | 26  | 98                  | 39        | 6         | -  | 143                    | 169    | -                             | -                   | -         | -         | -   | -                      | -      | 169                           |
| Total          | 949   | 3,758               | 5,215     | 1,871     | 96 | 10,940                 | 11,889 | 475                           | 67                  | 320       | 448       | 361 | 1,196                  | 1,671  | 13,560                        |

1/ Includes mileage built by State highway departments on Federal-aid secondary roads located off the State highway system. Also includes projects built by local authorities on Federal-aid secondary roads but only where they were partially or entirely financed with Federal-aid funds.

2/ Mileage built on roads in Federal and State parks, forests, institutional grounds, etc., on toll roads, and on local city streets not connecting State highway systems.

3/ Surface types in these columns are as follows: D, soil-surfaced, E, slag, gravel, or stone; F, bituminous surface treated; G-1, mixed bituminous; and H-1, bituminous penetration having a combined thickness of surface and base less than 7 inches and/or low load-bearing capacity; G-2, mixed bituminous; and H-2, bituminous penetration having a combined thickness of surface and base 7 inches or more and/or a high load-bearing capacity; I, bituminous concrete and sheet asphalt; J, Portland cement concrete. Segregation of G and H surfaces according to thickness and load-bearing capacity is not uniform for all States. Where no segregation was reported for them, the mileage was classified as G-1 and H-1.

4/ States for which no amounts are given reported no special construction.

5/ Includes toll road construction as follows: Florida, Sunshine State Parkway, 110 miles of high-type bituminous; Indiana, Northern Indiana Toll Road, 157 miles of Portland cement concrete; Massachusetts Turnpike, 123 miles of high-type bituminous; New Hampshire, Central (Everett) Turnpike, 14 miles of low-type bituminous and 5 miles of high-type bituminous, Portsmouth-Rochester extension (Spaulding Turnpike), 14 miles of low-type bituminous; New Jersey, Garden State Parkway, 9 miles of high-type bituminous; New York Thruway, 73 miles of Portland cement concrete; Oklahoma, Will Rogers Turnpike, 77 miles of high-type bituminous and 11 miles of Portland cement concrete; Pennsylvania Turnpike system, 62 miles of Portland cement concrete; and Texas, Dallas-Fort Worth Turnpike, 30 miles of Portland cement concrete.

EXISTING MILEAGE OF STATE-ADMINISTERED ROADS AND STREETS-SUMMARY-1957

Compiled for end of calendar year from reports of State authorities

CLASSIFIED BY SYSTEM

TABLE SM-1, 1957  
ISSUED DECEMBER 1958

| STATE          | TOTAL MILEAGE        |                        |                                  |                        |                         |                 |        |                                      |                        | SURFACED MILEAGE                           |                      |                 |         |         |                         |                 |        |                                      |                      |  |
|----------------|----------------------|------------------------|----------------------------------|------------------------|-------------------------|-----------------|--------|--------------------------------------|------------------------|--|----------------------|-----------------|---------|---------|-------------------------|-----------------|--------|--------------------------------------|----------------------|--|
|                | RURAL ROADS          |                        |                                  | TOTAL                  | MUNICIPAL EXTENSIONS 1/ |                 |        | TOTAL EXISTING MILEAGE STATE SYSTEMS | OTHER STATE ROADS 2/   | TOTAL STATE ADMINISTERED ROADS AND STREETS | RURAL ROADS          |                 |         | TOTAL   | MUNICIPAL EXTENSIONS 1/ |                 |        | TOTAL SURFACED MILEAGE STATE SYSTEMS | OTHER STATE ROADS 2/ | TOTAL STATE ADMINISTERED ROADS AND STREETS |
|                | STATE PRIMARY SYSTEM | SECONDARY ROADS        |                                  |                        | STATE PRIMARY SYSTEM    | SECONDARY ROADS | TOTAL  |                                      |                        |  | STATE PRIMARY SYSTEM | SECONDARY ROADS | TOTAL   |         | STATE PRIMARY SYSTEM    | SECONDARY ROADS |        |                                      |                      |  |
|                |                      | STATE SECONDARY SYSTEM | COUNTY ROADS UNDER STATE CONTROL | STATE SECONDARY SYSTEM |                         |                 |        | COUNTY ROADS UNDER STATE CONTROL     | STATE SECONDARY SYSTEM | COUNTY ROADS UNDER STATE CONTROL           |                      |                 |         |         |                         |                 |        |                                      |                      |  |
| Alabama        | 7,077                | -                      | 8,923                            | 16,000                 | 1,068                   | -               | 1,068  | 17,068                               | 53                     | 17,121                                     | 7,051                | -               | 6,254   | 13,305  | 1,068                   | -               | 1,068  | 14,373                               | 53                   | 14,426                                     |
| Arizona        | 4,106                | -                      | -                                | 4,106                  | 122                     | -               | 122    | 4,228                                | 3                      | 4,231                                      | 3,990                | -               | -       | 3,990   | 122                     | -               | 122    | 4,112                                | 2                    | 4,114                                      |
| Arkansas       | 9,392                | -                      | -                                | 9,392                  | 639                     | -               | 639    | 10,031                               | 63                     | 10,094                                     | 9,278                | -               | -       | 9,278   | 639                     | -               | 639    | 9,917                                | 60                   | 9,977                                      |
| California     | 12,331               | -                      | -                                | 12,331                 | 1,440                   | -               | 1,440  | 13,771                               | 892                    | 14,663                                     | 12,176               | -               | -       | 12,176  | 1,440                   | -               | 1,440  | 13,616                               | 227                  | 13,843                                     |
| Colorado       | 7,793                | -                      | -                                | 7,793                  | 366                     | -               | 366    | 8,159                                | 17                     | 8,176                                      | 7,701                | -               | -       | 7,701   | 366                     | -               | 366    | 8,067                                | 17                   | 8,084                                      |
| Connecticut    | 2,431                | -                      | -                                | 2,431                  | 616                     | -               | 616    | 3,047                                | 25                     | 3,072                                      | 2,431                | -               | -       | 2,431   | 616                     | -               | 616    | 3,047                                | 233                  | 3,280                                      |
| Delaware       | 460                  | 1,355                  | 2,063                            | 3,878                  | 73                      | 95              | 168    | 4,046                                | -                      | 4,046                                      | 460                  | 1,321           | 1,504   | 3,285   | 73                      | 94              | 167    | 3,452                                | -                    | 3,452                                      |
| Florida        | 8,856                | 3,299                  | -                                | 12,155                 | 1,264                   | 201             | 1,465  | 13,620                               | 119                    | 13,739                                     | 8,843                | -               | -       | 12,095  | 1,263                   | 201             | 1,464  | 13,559                               | 119                  | 13,678                                     |
| Georgia        | 13,477               | -                      | -                                | 13,477                 | 1,761                   | -               | 1,761  | 15,238                               | 29                     | 15,267                                     | 12,731               | -               | -       | 12,731  | 1,739                   | -               | 1,739  | 14,470                               | 22                   | 14,492                                     |
| Idaho          | 4,484                | -                      | -                                | 4,484                  | 245                     | -               | 245    | 4,729                                | 6                      | 4,735                                      | 4,171                | -               | -       | 4,171   | 245                     | -               | 245    | 4,416                                | 4                    | 4,420                                      |
| Illinois       | 10,581               | -                      | -                                | 10,581                 | 1,952                   | -               | 1,952  | 12,533                               | -                      | 12,533                                     | 10,581               | -               | -       | 10,581  | 1,952                   | -               | 1,952  | 12,533                               | -                    | 12,533                                     |
| Indiana        | 9,845                | -                      | -                                | 9,845                  | 907                     | -               | 907    | 10,752                               | 157                    | 10,909                                     | 9,844                | -               | -       | 9,844   | 907                     | -               | 907    | 10,751                               | 157                  | 10,908                                     |
| Iowa           | 8,591                | -                      | -                                | 8,591                  | 1,059                   | -               | 1,059  | 9,650                                | 120                    | 9,770                                      | 8,575                | -               | -       | 8,575   | 1,056                   | -               | 1,056  | 9,631                                | 118                  | 9,749                                      |
| Kansas         | 9,615                | -                      | -                                | 9,615                  | 526                     | -               | 526    | 10,141                               | 237                    | 10,378                                     | 9,615                | -               | -       | 9,615   | 526                     | -               | 526    | 10,141                               | 237                  | 10,378                                     |
| Kentucky       | 18,599               | -                      | -                                | 18,599                 | 780                     | -               | 780    | 19,379                               | 84                     | 19,463                                     | 18,597               | -               | -       | 18,597  | 780                     | -               | 780    | 19,367                               | 84                   | 19,451                                     |
| Louisiana      | 3,700                | 3/ 10,346              | -                                | 14,046                 | 540                     | 533             | 1,073  | 15,119                               | -                      | 15,119                                     | 3,700                | 3/ 10,346       | -       | 14,046  | 540                     | 533             | 1,073  | 15,119                               | -                    | 15,119                                     |
| Maine          | 3,211                | 4/ 7,406               | -                                | 10,617                 | 267                     | 252             | 519    | 11,136                               | 192                    | 11,328                                     | 3,211                | 4/ 7,355        | -       | 10,566  | 267                     | 252             | 519    | 11,065                               | 178                  | 11,243                                     |
| Maryland       | 4,433                | -                      | -                                | 4,433                  | 241                     | -               | 241    | 4,674                                | 27                     | 4,701                                      | 4,433                | -               | -       | 4,433   | 241                     | -               | 241    | 4,674                                | 27                   | 4,701                                      |
| Massachusetts  | 1,697                | -                      | -                                | 1,697                  | 527                     | -               | 527    | 2,224                                | 295                    | 2,519                                      | 1,697                | -               | -       | 1,697   | 527                     | -               | 527    | 2,224                                | 295                  | 2,519                                      |
| Michigan       | 8,288                | -                      | -                                | 8,288                  | 1,079                   | -               | 1,079  | 9,367                                | -                      | 9,367                                      | 8,249                | -               | -       | 8,249   | 1,079                   | -               | 1,079  | 9,328                                | -                    | 9,328                                      |
| Minnesota      | 10,153               | -                      | -                                | 10,153                 | 1,646                   | -               | 1,646  | 11,799                               | 1,320                  | 13,119                                     | 10,153               | -               | -       | 10,153  | 1,646                   | -               | 1,646  | 11,799                               | 476                  | 12,275                                     |
| Mississippi    | 9,613                | -                      | -                                | 9,613                  | 668                     | -               | 668    | 10,281                               | -                      | 10,281                                     | 9,547                | -               | -       | 9,547   | 668                     | -               | 668    | 10,215                               | -                    | 10,215                                     |
| Missouri       | 7,745                | 17,904                 | -                                | 25,649                 | 721                     | 487             | 1,208  | 26,857                               | 3                      | 26,860                                     | 7,745                | 17,904          | -       | 25,649  | 721                     | 487             | 1,208  | 26,860                               | 3                    | 26,860                                     |
| Montana        | 5,765                | 4,817                  | -                                | 10,582                 | 165                     | 58              | 223    | 10,805                               | 24                     | 10,829                                     | 5,590                | 3,920           | -       | 9,510   | 162                     | 55              | 217    | 9,727                                | 24                   | 9,751                                      |
| Nebraska       | 8,885                | -                      | -                                | 8,885                  | 389                     | -               | 389    | 9,274                                | 33                     | 9,307                                      | 8,811                | -               | -       | 8,811   | 389                     | -               | 389    | 9,200                                | 15                   | 9,215                                      |
| Nevada         | 2,137                | 3,467                  | 5/ 390                           | 5,994                  | 50                      | 35              | 85     | 6,079                                | -                      | 6,079                                      | 2,137                | 2,744           | 5/ 390  | 5,271   | 50                      | 34              | 84     | 5,355                                | -                    | 5,355                                      |
| New Hampshire  | 1,482                | 2,146                  | -                                | 3,628                  | 169                     | 110             | 279    | 3,907                                | 116                    | 4,023                                      | 1,482                | 2,143           | -       | 3,625   | 169                     | 110             | 279    | 3,904                                | 115                  | 4,019                                      |
| New Jersey     | 1,258                | -                      | -                                | 1,258                  | 587                     | -               | 587    | 1,845                                | 807                    | 2,652                                      | 1,249                | -               | -       | 1,249   | 585                     | -               | 585    | 1,834                                | 702                  | 2,536                                      |
| New Mexico     | 11,206               | -                      | -                                | 11,206                 | 513                     | -               | 513    | 11,719                               | 3                      | 11,722                                     | 8,694                | -               | -       | 8,694   | 497                     | -               | 497    | 9,191                                | -                    | 9,191                                      |
| New York       | 12,140               | -                      | -                                | 12,140                 | 1,077                   | -               | 1,077  | 13,217                               | 1,151                  | 14,368                                     | 12,140               | -               | -       | 12,140  | 1,077                   | -               | 1,077  | 13,217                               | 1,118                | 14,335                                     |
| North Carolina | 11,160               | -                      | 56,616                           | 67,776                 | 1,212                   | 1,489           | 2,701  | 70,477                               | 170                    | 70,647                                     | 11,147               | -               | 45,591  | 56,738  | 1,210                   | 1,393           | 2,603  | 59,341                               | 92                   | 59,433                                     |
| North Dakota   | 6,216                | -                      | -                                | 6,216                  | 238                     | -               | 238    | 6,454                                | 14                     | 6,468                                      | 6,075                | -               | -       | 6,075   | 229                     | -               | 229    | 6,304                                | 14                   | 6,318                                      |
| Ohio           | 15,781               | -                      | -                                | 15,781                 | 2,513                   | -               | 2,513  | 18,294                               | 241                    | 18,535                                     | 15,780               | -               | -       | 15,780  | 2,503                   | -               | 2,503  | 18,283                               | 241                  | 18,524                                     |
| Oklahoma       | 10,549               | -                      | -                                | 10,549                 | 583                     | -               | 583    | 11,132                               | 188                    | 11,320                                     | 10,453               | -               | -       | 10,453  | 582                     | -               | 582    | 11,035                               | 188                  | 11,223                                     |
| Oregon         | 4,497                | 2,461                  | -                                | 6,958                  | 288                     | 137             | 425    | 7,383                                | 1,059                  | 8,442                                      | 4,497                | 2,438           | -       | 6,935   | 288                     | 137             | 425    | 7,360                                | 382                  | 7,742                                      |
| Pennsylvania   | 12,845               | 25,396                 | -                                | 38,241                 | 1,905                   | 1,276           | 3,181  | 41,422                               | 4,649                  | 46,071                                     | 12,844               | 25,301          | -       | 38,145  | 1,904                   | 1,270           | 3,174  | 41,319                               | 857                  | 42,176                                     |
| Rhode Island   | 639                  | -                      | -                                | 639                    | 270                     | -               | 270    | 909                                  | 64                     | 973  | 639                  | -               | -       | 639     | 270                     | -               | 270    | 909                                  | 48                   | 957  |
| South Carolina | 8,140                | 15,575                 | -                                | 23,715                 | 790                     | 2,036           | 2,826  | 26,541                               | 135                    | 26,676                                     | 8,116                | 11,048          | -       | 19,164  | 790                     | 1,692           | 2,482  | 21,646                               | 81                   | 21,727                                     |
| South Dakota   | 6,649                | -                      | -                                | 6,649                  | 220                     | -               | 220    | 6,869                                | 60                     | 6,929                                      | 6,599                | -               | -       | 6,599   | 219                     | -               | 219    | 6,778                                | 60                   | 6,788                                      |
| Tennessee      | 7,643                | -                      | -                                | 7,643                  | 728                     | -               | 728    | 8,371                                | 351                    | 8,722                                      | 7,643                | -               | -       | 7,643   | 728                     | -               | 728    | 8,371                                | 103                  | 8,634                                      |
| Texas          | 49,932               | -                      | -                                | 49,932                 | 3,544                   | -               | 3,544  | 53,476                               | 30                     | 53,506                                     | 49,873               | -               | -       | 49,873  | 3,543                   | -               | 3,543  | 53,416                               | 30                   | 53,446                                     |
| Utah           | 4,959                | -                      | -                                | 4,959                  | 601                     | -               | 601    | 5,560                                | -                      | 5,560                                      | 4,571                | -               | -       | 4,571   | 601                     | -               | 601    | 5,172                                | -                    | 5,172                                      |
| Vermont        | 1,919                | -                      | -                                | 1,919                  | 172                     | -               | 172    | 2,091                                | 72                     | 2,163                                      | 1,919                | -               | -       | 1,919   | 172                     | -               | 172    | 2,091                                | 70                   | 2,161                                      |
| Virginia       | 7,635                | -                      | 40,967                           | 48,602                 | 869                     | 555             | 1,424  | 50,026                               | 22                     | 50,048                                     | 7,633                | -               | 39,049  | 46,682  | 869                     | 543             | 1,432  | 48,094                               | 22                   | 48,116                                     |
| Washington     | 3,831                | 2,279                  | -                                | 6,110                  | 326                     | 146             | 472    | 6,582                                | 143                    | 6,725                                      | 3,821                | 2,274           | -       | 6,095   | 326                     | 146             | 472    | 6,567                                | 83                   | 6,650                                      |
| West Virginia  | 4,581                | -                      | 26,142                           | 30,723                 | 455                     | 131             | 586    | 31,309                               | 185                    | 31,494                                     | 4,577                | -               | 14,679  | 19,256  | 455                     | 128             | 583    | 19,839                               | 185                  | 20,024                                     |
| Wisconsin      | 10,075               | -                      | -                                | 10,075                 | 1,387                   | -               | 1,387  | 11,462                               | 88                     | 11,550                                     | 10,075               | -               | -       | 10,075  | 1,387                   | -               | 1,387  | 11,462                               | 82                   | 11,544                                     |
| Wyoming        | 4,995                | -                      | -                                | 4,995                  | 127                     | -               | 127    | 5,122                                | -                      | 5,122                                      | 4,941                | -               | -       | 4,941   | 127                     | -               | 127    | 5,068                                | -                    | 5,068                                      |
| Total          | 391,397              | 96,451                 | 135,101                          | 622,949                | 37,685                  | 7,541           | 45,226 | 668,175                              | 13,467                 | 681,642                                    | 386,035              | 90,026          | 107,467 | 583,528 | 37,613                  | 7,075           | 44,688 | 628,216                              | 6,934                | 635,150                                    |

1/ May include mileage in some States that is not designated by law as part of the State system but which constitutes the municipal portion of a State route entering a city or town. Massachusetts and New York do not have jurisdiction over all transit connections of State highways. The mileage given here is limited chiefly to that portion of the State system that is coincident with Federal-aid mileage in urban areas of 5,000 or more population.

2/ Includes mileage of State park, forest, institutional, toll, and other roads under State control. See Table GSM for details of this mileage.  
3/ Includes 6,451 miles designated as a farm-to-market system, all of which are surfaced.  
4/ Maine State-aid system.  
5/ Mileage maintained by the State without being added to the existing State highway system.

**EXISTING MILEAGE OF STATE HIGHWAYS-1957**  
**CLASSIFIED BY SYSTEM AND TYPE OF SURFACE**

TABLE SM-2, 1957  
 SHEET 1 OF 3  
 ISSUED DECEMBER 1958

Compiled for end of calendar year  
 from reports of State authorities

| STATE          | EXISTING MILEAGE OF PRIMARY RURAL STATE HIGHWAYS |                     |           |           |          |                        |         | EXISTING MILEAGE OF MUNICIPAL EXTENSIONS OF STATE PRIMARY HIGHWAYS 3/ |                     |           |           |        |                        |        | TOTAL NON-SURFACED MILEAGE 1/ | TOTAL SURFACED MILEAGE | TOTAL STATE PRIMARY MILEAGE | STATE          |
|----------------|--|---------------------|-----------|-----------|----------|------------------------|---------|---|---------------------|-----------|-----------|--------|------------------------|--------|-------------------------------|------------------------|-----------------------------|----------------|
|                | NON-SURFACED MILEAGE 1/                          | SURFACED MILEAGE 2/ |           |           |          |                        | TOTAL   | NON-SURFACED MILEAGE 1/   | SURFACED MILEAGE 2/ |           |           |        |                        | TOTAL  |                               |                        |                             |                |
|                |  | D E                 | F G-1 E-1 | G-2 H-2 I | J K L    | TOTAL SURFACED MILEAGE |         |   | D E                 | F G-1 H-1 | G-2 H-2 I | J K L  | TOTAL SURFACED MILEAGE |        |                               |                        |                             |                |
| Alabama        | 26   | 30                  | 1,775     | 5,078     | 168      | 7,051                  | 7,077   | -   | 1                   | 123       | 866       | 78     | 1,068                  | 1,068  | 26                            | 8,119                  | 8,145                       | Alabama        |
| Arizona        | 116  | 187                 | 1,541     | 2,205     | 57       | 3,990                  | 4,106   | -   | -                   | 11        | 92        | 19     | 122                    | 122    | 116                           | 4,112                  | 4,228                       | Arizona        |
| Arkansas       | 114  | 1,901               | 2,363     | 4,409     | 605      | 9,278                  | 9,392   | -   | 6                   | 61        | 418       | 154    | 639                    | 639    | 114                           | 9,917                  | 10,031                      | Arkansas       |
| California     | 155  | 1,738               | 2,159     | 6,922     | 1,357    | 12,176                 | 12,331  | -   | 9                   | 36        | 962       | 433    | 1,440                  | 1,440  | 155                           | 13,616                 | 13,771                      | California     |
| Colorado       | 92   | 1,287               | 57        | 6,030     | 327      | 7,701                  | 7,793   | -   | 9                   | -         | 307       | 50     | 366                    | 366    | 92                            | 8,067                  | 8,159                       | Colorado       |
| Connecticut    | -  | -                   | 399       | 1,476     | 556      | 2,431                  | 2,431   | -   | -                   | 58        | 312       | 246    | 616                    | 616    | -                             | 3,047                  | 3,047                       | Connecticut    |
| Delaware       | -  | -                   | 26        | 208       | 226      | 460                    | 460     | -   | -                   | 4         | 37        | 32     | 73                     | 73     | -                             | 533                    | 533                         | Delaware       |
| Florida        | 13   | 45                  | 4,774     | 3,713     | 311      | 8,843                  | 8,856   | 1   | 1                   | 357       | 766       | 137    | 1,263                  | 1,264  | 14                            | 10,106                 | 10,120                      | Florida        |
| Georgia        | 746  | 751                 | 5,832     | 4,746     | 1,402    | 12,731                 | 13,477  | 22  | 18                  | 495       | 891       | 335    | 1,739                  | 1,761  | 768                           | 14,470                 | 15,238                      | Georgia        |
| Idaho          | 313  | 391                 | 1,550     | 2,203     | 27       | 4,171                  | 4,484   | -   | 3                   | 66        | 168       | 8      | 245                    | 245    | 313                           | 4,416                  | 4,729                       | Idaho          |
| Illinois       | -  | 17                  | 377       | 7,260     | 27       | 10,581                 | 10,581  | -   | 2                   | 37        | 834       | 1,079  | 1,952                  | 1,952  | -                             | 12,533                 | 12,533                      | Illinois       |
| Indiana        | 1  | 80                  | 949       | 7,047     | 1,768    | 9,844                  | 9,845   | -   | -                   | 22        | 633       | 252    | 907                    | 907    | 1                             | 10,751                 | 10,752                      | Indiana        |
| Iowa           | 16   | 835                 | 710       | 2,113     | 4,917    | 8,575                  | 8,591   | 3   | 28                  | 90        | 244       | 694    | 1,056                  | 1,059  | 19                            | 9,631                  | 9,650                       | Iowa           |
| Kansas         | -  | 163                 | 6,588     | 9,615     | 1,058    | 9,615                  | 9,615   | -   | 2                   | 165       | 156       | 203    | 526                    | 526    | -                             | 10,141                 | 10,141                      | Kansas         |
| Kentucky       | 12   | 5,157               | 6,616     | 6,174     | 640      | 18,587                 | 18,599  | -   | 13                  | 128       | 520       | 119    | 780                    | 780    | 12                            | 19,367                 | 19,379                      | Kentucky       |
| Louisiana      | -  | 72                  | -         | 2,140     | 1,488    | 3,700                  | 3,700   | -   | 1                   | -         | 258       | 281    | 540                    | 540    | -                             | 4,240                  | 4,240                       | Louisiana      |
| Maine          | -  | 46                  | 1,692     | 1,411     | 62       | 3,211                  | 3,211   | -   | -                   | 54        | 198       | 15     | 267                    | 267    | -                             | 3,478                  | 3,478                       | Maine          |
| Maryland       | -  | 16                  | 679       | 2,467     | 1,271    | 4,433                  | 4,433   | -   | -                   | 12        | 162       | 67     | 241                    | 241    | -                             | 4,674                  | 4,674                       | Maryland       |
| Massachusetts  | -  | -                   | 291       | 1,313     | 93       | 1,697                  | 1,697   | -   | -                   | 30        | 459       | 38     | 527                    | 527    | -                             | 2,224                  | 2,224                       | Massachusetts  |
| Michigan       | 39   | 644                 | 2,665     | 2,177     | 2,763    | 8,249                  | 8,288   | -   | 13                  | 83        | 533       | 450    | 1,079                  | 1,079  | 39                            | 9,328                  | 9,367                       | Michigan       |
| Minnesota      | -  | 588                 | 1,818     | 5,167     | 2,580    | 10,153                 | 10,153  | -   | 7                   | 325       | 779       | 535    | 1,646                  | 1,646  | -                             | 11,799                 | 11,799                      | Minnesota      |
| Mississippi    | 66   | 2,725               | 4,209     | 783       | 1,830    | 9,547                  | 9,613   | -   | 32                  | 282       | 93        | 261    | 668                    | 668    | 66                            | 10,215                 | 10,281                      | Mississippi    |
| Missouri       | -  | 81                  | 3,537     | 1,262     | 2,865    | 7,745                  | 7,745   | -   | 68                  | 364       | 60        | 229    | 721                    | 721    | -                             | 8,466                  | 8,466                       | Missouri       |
| Montana        | 175  | 112                 | 2,388     | 3,078     | 12       | 5,590                  | 5,765   | 3   | -                   | 41        | 109       | 12     | 162                    | 165    | 178                           | 5,752                  | 5,930                       | Montana        |
| Nebraska       | 74   | 3,494               | 3,587     | 656       | 1,074    | 8,811                  | 8,885   | -   | 47                  | 104       | 68        | 170    | 389                    | 389    | 74                            | 9,200                  | 9,274                       | Nebraska       |
| Nevada         | -  | -                   | -         | 2,136     | 1        | 2,137                  | 2,137   | -   | -                   | 68        | 50        | -      | 50                     | 50     | -                             | 2,187                  | 2,187                       | Nevada         |
| New Hampshire  | -  | 5                   | 1,206     | 93        | 178      | 1,482                  | 1,482   | -   | -                   | 73        | 57        | 39     | 169                    | 169    | -                             | 1,651                  | 1,651                       | New Hampshire  |
| New Jersey     | 9  | 2                   | 363       | 363       | 880      | 1,249                  | 1,258   | 2   | -                   | 1         | 201       | 383    | 585                    | 587    | 11                            | 1,834                  | 1,845                       | New Jersey     |
| New Mexico     | 2,512  | 1,657               | 2,167     | 4,845     | 25       | 8,694                  | 11,206  | 16  | 26                  | 64        | 386       | 21     | 497                    | 513    | 2,528                         | 9,191                  | 11,719                      | New Mexico     |
| New York       | -  | 260                 | 3,831     | (4/)      | 4/ 8,049 | 12,140                 | 12,140  | -   | -                   | 294       | (4/)      | 4/ 783 | 1,077                  | 1,077  | -                             | 13,217                 | 13,217                      | New York       |
| North Carolina | 13   | 82                  | 4,372     | 5,429     | 1,264    | 11,147                 | 11,160  | 2   | -                   | 209       | 777       | 224    | 1,210                  | 1,212  | 15                            | 12,357                 | 12,372                      | North Carolina |
| North Dakota   | 141  | 2,664               | 399       | 2,885     | 127      | 6,075                  | 6,216   | 9   | 45                  | 15        | 137       | 32     | 229                    | 238    | 150                           | 6,304                  | 6,454                       | North Dakota   |
| Ohio           | 1  | 351                 | 2,949     | 11,528    | 952      | 15,780                 | 15,781  | 10  | 4                   | 146       | 1,930     | 423    | 2,903                  | 2,513  | 11                            | 18,283                 | 18,294                      | Ohio           |
| Oklahoma       | 96   | 1,359               | 3,571     | 3,291     | 2,232    | 10,453                 | 10,549  | 1   | 13                  | 82        | 210       | 277    | 582                    | 583    | 97                            | 11,035                 | 11,132                      | Oklahoma       |
| Oregon         | -  | 75                  | 840       | 3,405     | 177      | 4,497                  | 4,497   | -   | -                   | 21        | 210       | 57     | 288                    | 288    | -                             | 4,785                  | 4,785                       | Oregon         |
| Pennsylvania   | 1  | 187                 | 1,135     | 7,657     | 3,865    | 12,844                 | 12,845  | 1   | 6                   | 118       | 1,038     | 742    | 1,904                  | 1,905  | 2                             | 14,748                 | 14,750                      | Pennsylvania   |
| Rhode Island   | -  | -                   | 177       | 305       | 157      | 639                    | 639     | -   | -                   | 24        | 182       | 64     | 270                    | 270    | -                             | 909                    | 909                         | Rhode Island   |
| South Carolina | 24   | 1                   | 5,575     | 1,363     | 1,177    | 8,116                  | 8,140   | -   | -                   | 337       | 300       | 153    | 790                    | 790    | 24                            | 8,906                  | 8,930                       | South Carolina |
| South Dakota   | 90   | 1,461               | 1,467     | 3,213     | 418      | 6,559                  | 6,649   | 1   | 9                   | 36        | 97        | 77     | 219                    | 220    | 91                            | 6,778                  | 6,869                       | South Dakota   |
| Tennessee      | -  | 79                  | 2,515     | 4,259     | 790      | 7,643                  | 7,643   | -   | -                   | 113       | 475       | 140    | 728                    | 728    | -                             | 8,371                  | 8,371                       | Tennessee      |
| Texas          | 59   | 37                  | 36,965    | 10,355    | 2,516    | 49,873                 | 49,932  | 1   | 2                   | 1,197     | 1,662     | 682    | 3,543                  | 3,544  | 60                            | 53,416                 | 53,476                      | Texas          |
| Utah           | 388  | 975                 | 421       | 3,130     | 45       | 4,571                  | 4,959   | -   | 14                  | 90        | 453       | 44     | 601                    | 601    | 388                           | 5,172                  | 5,560                       | Utah           |
| Vermont        | -  | 119                 | 717       | 1,029     | 54       | 1,919                  | 1,919   | -   | -                   | 29        | 126       | 17     | 172                    | 172    | -                             | 2,091                  | 2,091                       | Vermont        |
| Virginia       | 2  | 15                  | 4,313     | 2,946     | 359      | 7,633                  | 7,635   | -   | -                   | 307       | 434       | 128    | 869                    | 869    | 2                             | 8,502                  | 8,504                       | Virginia       |
| Washington     | 10   | 40                  | 2,378     | 753       | 650      | 3,821                  | 3,831   | -   | 1                   | 59        | 131       | 135    | 326                    | 326    | 10                            | 4,147                  | 4,157                       | Washington     |
| West Virginia  | 4  | 100                 | 405       | 3,679     | 393      | 4,577                  | 4,581   | -   | 1                   | 16        | 339       | 99     | 455                    | 455    | 4                             | 5,032                  | 5,036                       | West Virginia  |
| Wisconsin      | -  | 13                  | 2,329     | 4,902     | 2,831    | 10,075                 | 10,075  | -   | -                   | 159       | 636       | 592    | 1,387                  | 1,387  | -                             | 11,462                 | 11,462                      | Wisconsin      |
| Wyoming        | 54   | 87                  | 1,176     | 3,678     | -        | 4,941                  | 4,995   | -   | 3                   | 16        | 102       | 6      | 127                    | 127    | 54                            | 5,068                  | 5,122                       | Wyoming        |
| Total          | 5,362  | 29,929              | 135,494   | 158,755   | 61,857   | 386,035                | 391,397 | 72  | 384                 | 6,354     | 19,860    | 11,015 | 37,613                 | 37,685 | 5,434                         | 423,648                | 429,082                     | Total          |

Mileage of Public Roads and Streets

EXISTING MILEAGE OF STATE HIGHWAYS-1957

CLASSIFIED BY SYSTEM AND TYPE OF SURFACE

Compiled for end of calendar year from reports of State authorities

TABLE SM-2, 1957  
SHEET 2 OF 3  
ISSUED DECEMBER 1958

| STATE                                   | EXISTING MILEAGE OF SECONDARY RURAL ROADS UNDER STATE CONTROL |        |        |        |       |         |                         |        |     |       |       |       |                     | EXISTING MILEAGE OF MUNICIPAL EXTENSIONS OF SECONDARY ROADS UNDER STATE CONTROL |        |         |         |     |                         |   |   |       |  |  |  |  |
|---|---|--------|--------|--------|-------|---------|-------------------------|--------|-----|-------|-------|-------|---------------------|---|--------|---------|---------|-----|-------------------------|---|---|-------|--|--|--|--|
|   | SURFACED MILEAGE 2/   |        |        |        |       |         | NON-SURFACED MILEAGE 1/ |        |     |       |       |       | SURFACED MILEAGE 2/ |   |        |         |         |     | NON-SURFACED MILEAGE 1/ |   |   |       |  |  |  |  |
|   | TOTAL   | D      | H-1    | H-2    | K     | L       | TOTAL                   | D      | G-1 | G-2   | F     | H-1   | H-2                 | K   | L      | TOTAL   | D       | H-1 | H-2                     | K | L | TOTAL |  |  |  |  |
| Delaware                                | 34  | 94     | 815    | 161    | 251   | 1,321   | 1,355                   | -      | 1   | 22    | 19    | 22    | 64                  | 64  | 34     | 1,385   | 1,419   |     |                         |   |   |       |  |  |  |  |
| Florida                                 | 47  | 43     | 2,849  | 357    | 3     | 3,252   | 3,299                   | -      | -   | 45    | 152   | 19    | 201                 | 201   | 47     | 3,453   | 3,500   |     |                         |   |   |       |  |  |  |  |
| Louisiana:                              |   |        |        |        |       |         |                         |        |     |       |       |       |                     |   |        |         |         |     |                         |   |   |       |  |  |  |  |
| Secondary:                              | -   | -      | 962    | -      | 2,729 | 204     | 3,895                   | 3,895  | -   | 10    | 171   | -     | 233                 | 233   | -      | 4,128   | 4,128   |     |                         |   |   |       |  |  |  |  |
| Farm-to-Market:                         | -   | -      | 4,658  | -      | 2,880 | 6,451   | 10,346                  | 10,346 | -   | 42    | 266   | -     | 300                 | 300   | -      | 6,751   | 6,751   |     |                         |   |   |       |  |  |  |  |
| Total:                                  | -   | -      | 4,658  | -      | 5,609 | 279     | 10,346                  | 10,346 | -   | 52    | 397   | -     | 533                 | 533   | -      | 10,879  | 10,879  |     |                         |   |   |       |  |  |  |  |
| Maine                                   | 71  | 1,226  | 5,977  | 127    | 5     | 7,335   | 7,406                   | -      | 2   | 164   | 71    | 252   | 487                 | 71  | 7,587  | 7,658   |         |     |                         |   |   |       |  |  |  |  |
| Missouri                                | -   | 7,552  | 10,033 | 48     | 271   | 17,904  | 17,904                  | -      | 40  | 238   | 54    | 155   | 487                 | -   | 18,391 | 18,391  |         |     |                         |   |   |       |  |  |  |  |
| Montana                                 | 897   | 2,538  | 574    | 808    | -     | 3,920   | 4,817                   | -      | 3   | 13    | 21    | 2     | 55                  | 58  | 3,975  | 4,875   |         |     |                         |   |   |       |  |  |  |  |
| Nevada                                  | 723   | 1,166  | 775    | 803    | -     | 2,744   | 3,467                   | -      | 1   | 9     | 14    | 1     | 25                  | 25  | 2,769  | 3,492   |         |     |                         |   |   |       |  |  |  |  |
| New Hampshire                           | 3   | 72     | 2,060  | 7      | 4     | 2,143   | 2,146                   | -      | -   | 90    | 17    | 3     | 110                 | 110   | 2,253  | 2,256   |         |     |                         |   |   |       |  |  |  |  |
| Oregon                                  | 23  | 464    | 797    | 1,138  | 39    | 2,461   | 2,461                   | -      | 4   | 24    | 25    | 23    | 137                 | 137   | 2,275  | 2,298   |         |     |                         |   |   |       |  |  |  |  |
| Pennsylvania                            | 95  | 5,215  | 4,877  | 14,586 | 623   | 25,301  | 25,395                  | 6      | 52  | 205   | 174   | 1,270 | 1,276               | 101   | 26,571 | 26,672  |         |     |                         |   |   |       |  |  |  |  |
| South Carolina                          | 4,527   | 533    | 10,424 | 58     | 33    | 11,048  | 15,575                  | 344    | 33  | 1,529 | 107   | 1,692 | 2,036               | 4,871   | 12,740 | 17,611  |         |     |                         |   |   |       |  |  |  |  |
| Washington                              | 5   | 101    | 1,734  | 213    | 226   | 2,274   | 2,279                   | -      | -   | 48    | 57    | 42    | 146                 | 146   | 2,420  | 2,425   |         |     |                         |   |   |       |  |  |  |  |
| Total                                   | 6,425   | 23,622 | 40,915 | 23,715 | 1,734 | 90,026  | 96,451                  | 353    | 188 | 2,500 | 1,725 | 559   | 4,972               | 5,325   | 6,778  | 94,998  | 101,776 |     |                         |   |   |       |  |  |  |  |
| COUNTY ROADS UNDER STATE CONTROL 5/     |   |        |        |        |       |         |                         |        |     |       |       |       |                     |   |        |         |         |     |                         |   |   |       |  |  |  |  |
| Alabama                                 | 2,669   | 4,220  | 1,994  | 40     | -     | 6,254   | 8,223                   | -      | -   | -     | -     | -     | -                   | -   | 8,223  | 6,254   |         |     |                         |   |   |       |  |  |  |  |
| Delaware                                | 559   | 608    | 666    | 210    | 30    | 1,504   | 2,063                   | 1      | 2   | 18    | 4     | 6     | 30                  | 31  | 1,534  | 2,094   |         |     |                         |   |   |       |  |  |  |  |
| Nevada                                  | -   | 25     | 170    | 195    | -     | 390     | 390                     | 1      | -   | 1     | 8     | -     | 9                   | 10  | 1      | 399     | 400     |     |                         |   |   |       |  |  |  |  |
| North Carolina                          | 11,025  | 22,124 | 16,097 | 7,091  | 279   | 45,591  | 56,616                  | 96     | 124 | 681   | 453   | 75    | 1,393               | 1,489   | 46,984 | 58,105  |         |     |                         |   |   |       |  |  |  |  |
| Virginia                                | 1,918   | 19,826 | 18,903 | 280    | 40    | 39,049  | 40,967                  | 12     | 49  | 476   | 11    | 7     | 543                 | 555   | 1,930  | 39,592  | 41,522  |     |                         |   |   |       |  |  |  |  |
| West Virginia                           | 11,463  | 9,055  | 3,310  | 2,069  | 245   | 14,679  | 26,142                  | 3      | 16  | 33    | 53    | 26    | 128                 | 131   | 11,466 | 14,807  | 26,273  |     |                         |   |   |       |  |  |  |  |
| Total                                   | 27,634  | 55,858 | 41,130 | 9,885  | 594   | 107,467 | 135,101                 | 113    | 251 | 1,209 | 529   | 114   | 2,103               | 2,216   | 27,747 | 109,570 | 137,317 |     |                         |   |   |       |  |  |  |  |
| ALL SECONDARY ROADS UNDER STATE CONTROL |   |        |        |        |       |         |                         |        |     |       |       |       |                     |   |        |         |         |     |                         |   |   |       |  |  |  |  |
| Total                                   | 34,059  | 79,520 | 82,045 | 33,600 | 2,328 | 197,493 | 231,552                 | 466    | 439 | 3,709 | 2,254 | 673   | 7,075               | 7,511   | 34,225 | 204,568 | 239,093 |     |                         |   |   |       |  |  |  |  |



Mileage of Public Roads and Streets

EXISTING MILEAGE OF STATE HIGHWAYS-1957

Compiled for end of calendar year from reports of State authorities

CLASSIFIED BY SYSTEM AND TYPE OF SURFACE

TABLE SM-2, 1957  
SHEET 3 OF 3  
ISSUED DECEMBER 1958

| STATE          | EXISTING MILEAGE OF STATE HIGHWAYS - SUMMARY-1957 |                     |                 |                 |             |                        |         | STATE          |
|----------------|---|---------------------|-----------------|-----------------|-------------|------------------------|---------|----------------|
|                | NON-SURFACED MILEAGE 1/                           | SURFACED MILEAGE 2/ |                 |                 |             |                        | TOTAL   |                |
|                |   | D<br>E              | F<br>G-1<br>H-1 | G-2<br>H-2<br>I | J<br>K<br>L | TOTAL SURFACED MILEAGE |         |                |
| Alabama        | 2,695   | 4,251               | 3,892           | 5,984           | 246         | 14,373                 | 17,068  | Alabama        |
| Arizona        | 116   | 187                 | 1,552           | 2,297           | 76          | 4,112                  | 4,228   | Arizona        |
| Arkansas       | 114   | 1,907               | 2,424           | 4,827           | 759         | 9,917                  | 10,031  | Arkansas       |
| California     | 155   | 1,747               | 2,195           | 7,884           | 1,790       | 13,616                 | 13,771  | California     |
| Colorado       | 92  | 1,296               | 57              | 6,337           | 377         | 8,067                  | 8,159   | Colorado       |
| Connecticut    | -   | -                   | 457             | 1,788           | 802         | 3,047                  | 3,047   | Connecticut    |
| Delaware       | 594   | 705                 | 1,541           | 639             | 567         | 3,452                  | 4,046   | Delaware       |
| Florida        | 61  | 89                  | 8,132           | 4,883           | 455         | 13,559                 | 13,620  | Florida        |
| Georgia        | 768   | 769                 | 6,327           | 5,637           | 1,737       | 14,470                 | 15,238  | Georgia        |
| Idaho          | 313   | 394                 | 1,616           | 2,371           | 35          | 4,416                  | 4,729   | Idaho          |
| Illinois       | -   | 19                  | 414             | 3,761           | 8,339       | 12,533                 | 12,533  | Illinois       |
| Indiana        | 1   | 80                  | 971             | 7,680           | 2,020       | 10,751                 | 10,752  | Indiana        |
| Iowa           | 19  | 863                 | 800             | 2,357           | 5,611       | 9,631                  | 9,650   | Iowa           |
| Kansas         | -   | 165                 | 6,753           | 1,962           | 1,261       | 10,141                 | 10,141  | Kansas         |
| Kentucky       | 12  | 5,170               | 6,744           | 6,694           | 759         | 19,367                 | 19,379  | Kentucky       |
| Louisiana      | -   | 4,773               | -               | 8,204           | 2,142       | 15,119                 | 15,119  | Louisiana      |
| Maine          | 71  | 1,274               | 7,887           | 1,807           | 97          | 11,065                 | 11,136  | Maine          |
| Maryland       | -   | 16                  | 691             | 2,629           | 1,338       | 4,674                  | 4,674   | Maryland       |
| Massachusetts  | -   | -                   | 321             | 1,772           | 131         | 2,224                  | 2,224   | Massachusetts  |
| Michigan       | 39  | 657                 | 2,748           | 2,710           | 3,213       | 9,328                  | 9,367   | Michigan       |
| Minnesota      | -   | 595                 | 2,143           | 5,946           | 3,115       | 11,799                 | 11,799  | Minnesota      |
| Mississippi    | 66  | 2,757               | 4,491           | 876             | 2,091       | 10,215                 | 10,281  | Mississippi    |
| Missouri       | -   | 7,741               | 14,172          | 1,424           | 3,520       | 26,857                 | 26,857  | Missouri       |
| Montana        | 1,078   | 2,663               | 3,022           | 4,016           | 26          | 9,727                  | 10,805  | Montana        |
| Nebraska       | 74  | 3,541               | 3,691           | 724             | 1,244       | 9,200                  | 9,274   | Nebraska       |
| Nevada         | 724   | 1,192               | 955             | 3,206           | 2           | 5,355                  | 6,079   | Nevada         |
| New Hampshire  | 3   | 77                  | 3,429           | 174             | 224         | 3,904                  | 3,907   | New Hampshire  |
| New Jersey     | 11  | 2                   | 5               | 564             | 1,263       | 1,834                  | 1,845   | New Jersey     |
| New Mexico     | 2,528   | 1,683               | 2,231           | 5,231           | 46          | 9,191                  | 11,719  | New Mexico     |
| New York       | -   | 260                 | 4,125           | (4/)            | 4/ 8,832    | 13,217                 | 13,217  | New York       |
| North Carolina | 11,136  | 22,390              | 21,359          | 13,750          | 1,842       | 59,341                 | 70,477  | North Carolina |
| North Dakota   | 150   | 2,709               | 414             | 3,022           | 159         | 6,304                  | 6,454   | North Dakota   |
| Ohio           | 11  | 355                 | 3,095           | 13,458          | 1,375       | 18,283                 | 18,294  | Ohio           |
| Oklahoma       | 97  | 1,372               | 3,653           | 3,501           | 2,509       | 11,035                 | 11,132  | Oklahoma       |
| Oregon         | 23  | 543                 | 1,682           | 4,837           | 298         | 7,360                  | 7,383   | Oregon         |
| Pennsylvania   | 103   | 5,460               | 6,335           | 24,120          | 5,404       | 41,319                 | 41,422  | Pennsylvania   |
| Rhode Island   | -   | -                   | 201             | 487             | 221         | 909                    | 909     | Rhode Island   |
| South Carolina | 4,895   | 567                 | 17,865          | 1,828           | 1,386       | 21,646                 | 26,541  | South Carolina |
| South Dakota   | 91  | 1,470               | 1,503           | 3,310           | 495         | 6,778                  | 6,869   | South Dakota   |
| Tennessee      | -   | 79                  | 2,628           | 4,734           | 930         | 8,371                  | 8,371   | Tennessee      |
| Texas          | 60  | 39                  | 38,162          | 12,017          | 3,198       | 53,416                 | 53,476  | Texas          |
| Utah           | 388   | 989                 | 511             | 3,583           | 89          | 5,172                  | 5,560   | Utah           |
| Vermont        | -   | 119                 | 746             | 1,155           | 71          | 2,091                  | 2,091   | Vermont        |
| Virginia       | 1,932   | 19,890              | 23,999          | 3,671           | 534         | 48,094                 | 50,026  | Virginia       |
| Washington     | 15  | 142                 | 4,219           | 1,154           | 1,052       | 6,567                  | 6,582   | Washington     |
| West Virginia  | 11,470  | 9,172               | 3,764           | 6,140           | 763         | 19,839                 | 31,309  | West Virginia  |
| Wisconsin      | -   | 13                  | 2,488           | 5,538           | 3,423       | 11,462                 | 11,462  | Wisconsin      |
| Wyoming        | 54  | 90                  | 1,192           | 3,780           | 6           | 5,068                  | 5,122   | Wyoming        |
| Total          | 39,959  | 110,272             | 227,602         | 214,469         | 75,873      | 628,216                | 668,175 | Total          |

1/ Nonsurfaced mileage includes primitive and unimproved, and graded and drained roads.

2/ Surface types in these columns are as follows: D, soil-surfaced; E, slag, gravel, or stone; F, bituminous surface treated; G-1, mixed bituminous; H-1, bituminous penetration having a combined thickness of surface and base less than 7 inches, and/or low load-bearing capacity; G-2, mixed bituminous; and H-2, bituminous penetration having a combined thickness of surface and base 7 inches or more and/or a high load-bearing capacity; I, bituminous concrete and sheet asphalt; J, Portland cement concrete; K, brick; and L, block. Segregation of G and H surfaces according to thickness and load-bearing capacity is not uniform for all States. Where no segregation was reported for them, the mileage was classified as G-1 and H-1.

3/ May include mileage in some States that is not designated by law as part of the State system but which constitutes the municipal portion of a State route entering a city or town. Massachusetts and New York do not have jurisdiction over all transcity connections of State highways. The mileage given here is limited chiefly to that portion of the State system that is coincident with Federal-aid mileage in urban areas of 5,000 or more population.

4/ Surface type segregation between G-2, H-2, I and J, K, L not available. Mileage is included with J, K and L surfaces.

5/ Extensions of county roads under State control are included with the rural sections.

6/ In Alabama (8 counties), Delaware, North Carolina, Virginia (all but 2 counties), and West Virginia, county roads are under State control. In Nevada, a small mileage was constructed and taken over for State maintenance without being added to the existing State highway system.



**EXISTING SURFACED MILEAGE**  
**MUNICIPAL EXTENSIONS OF STATE PRIMARY SYSTEMS-1957**

Compiled for end of calendar year  
from reports of State authorities

CLASSIFIED BY WIDTH

TABLE SM-9, 1957  
ISSUED DECEMBER 1958

| STATE          | WIDTH IN FEET |       |       |       |       |       |       |             | TOTAL SURFACED MILEAGE | STATE          |
|----------------|---------------|-------|-------|-------|-------|-------|-------|-------------|------------------------|----------------|
|                | LESS THAN 20  | 20-21 | 22-23 | 24-26 | 27-35 | 36-43 | 44-47 | 48 AND OVER |                        |                |
| Alabama        | 48            | 404   | 93    | 119   | 62    | 105   | 65    | 172         | 1,068                  | Alabama        |
| Arizona        | 1             | 6     | 9     | 4     | 10    | 14    | 2     | 76          | 122                    | Arizona        |
| Arkansas       | 123           | 163   | 70    | 89    | 75    | 74    | 10    | 35          | 639                    | Arkansas       |
| California     | 54            | 106   | 81    | 58    | 79    | 141   | 142   | 779         | 1,440                  | California     |
| Colorado       | 11            | 35    | 71    | 40    | 28    | 32    | 7     | 142         | 366                    | Colorado       |
| Connecticut    | 79            | 162   | 93    | 76    | 65    | 55    | 19    | 67          | 616                    | Connecticut    |
| Delaware       | 6             | 7     | 7     | 6     | 15    | 16    | 4     | 12          | 73                     | Delaware       |
| Florida        | 98            | 184   | 111   | 230   | 155   | 185   | 55    | 245         | 1,263                  | Florida        |
| Georgia        | 230           | 603   | 152   | 177   | 168   | 267   | 37    | 105         | 1,739                  | Georgia        |
| Idaho          | 43            | 35    | 28    | 39    | 23    | 25    | 7     | 45          | 245                    | Idaho          |
| Illinois       | 446           | 161   | 160   | 124   | 175   | 471   | 68    | 347         | 1,952                  | Illinois       |
| Indiana        | 99            | 74    | 72    | 77    | 149   | 270   | 19    | 147         | 907                    | Indiana        |
| Iowa           | 194           | 122   | 84    | 257   | 116   | 98    | 65    | 120         | 1,056                  | Iowa           |
| Kansas         | 10            | 28    | 39    | 104   | 74    | 84    | 54    | 133         | 526                    | Kansas         |
| Kentucky       | 203           | 89    | 52    | 52    | 136   | 180   | 18    | 50          | 780                    | Kentucky       |
| Louisiana      | 148           | 47    | 19    | 126   | 36    | 85    | 20    | 59          | 540                    | Louisiana      |
| Maine          | 23            | 65    | 25    | 36    | 31    | 51    | 13    | 23          | 267                    | Maine          |
| Maryland       | 49            | 20    | 20    | 50    | 42    | 31    | 3     | 26          | 241                    | Maryland       |
| Massachusetts  | 16            | 10    | 5     | 68    | 113   | 120   | 25    | 170         | 527                    | Massachusetts  |
| Michigan       | 27            | 242   | 117   | 14    | 80    | 203   | 138   | 258         | 1,079                  | Michigan       |
| Minnesota      | 14            | 221   | 116   | 591   | 109   | 130   | 115   | 350         | 1,646                  | Minnesota      |
| Mississippi    | 88            | 317   | 33    | 30    | 50    | 72    | 14    | 64          | 668                    | Mississippi    |
| Missouri       | 59            | 396   | 97    | 71    | 16    | 27    | 11    | 44          | 721                    | Missouri       |
| Montana        | 6             | 33    | 15    | 32    | 17    | 15    | 4     | 40          | 162                    | Montana        |
| Nebraska       | 4             | 54    | 40    | 92    | 57    | 54    | 8     | 80          | 389                    | Nebraska       |
| Nevada         | -             | 3     | 3     | 9     | 1     | 3     | 3     | 28          | 50                     | Nevada         |
| New Hampshire  | 12            | 43    | 9     | 46    | 29    | 14    | 4     | 12          | 169                    | New Hampshire  |
| New Jersey     | 18            | 97    | 7     | 10    | 85    | 124   | 34    | 210         | 585                    | New Jersey     |
| New Mexico     | 15            | 166   | 32    | 63    | 44    | 47    | 14    | 116         | 497                    | New Mexico     |
| New York       | 227           | 221   | 99    | 115   | 159   | 111   | 41    | 104         | 1,077                  | New York       |
| North Carolina | 180           | 209   | 161   | 157   | 176   | 169   | 49    | 109         | 1,210                  | North Carolina |
| North Dakota   | 3             | 38    | 77    | 49    | 20    | 17    | 6     | 19          | 229                    | North Dakota   |
| Ohio           | 307           | 326   | 95    | 250   | 463   | 542   | 99    | 421         | 2,503                  | Ohio           |
| Oklahoma       | 45            | 108   | 66    | 71    | 46    | 100   | 19    | 127         | 582                    | Oklahoma       |
| Oregon         | 48            | 35    | 25    | 15    | 10    | 32    | 21    | 102         | 288                    | Oregon         |
| Pennsylvania   | 383           | 138   | 208   | 167   | 469   | 309   | 75    | 155         | 1,904                  | Pennsylvania   |
| Rhode Island   | 59            | 62    | 5     | 10    | 28    | 80    | 15    | 11          | 270                    | Rhode Island   |
| South Carolina | 70            | 159   | 68    | 102   | 79    | 168   | 37    | 107         | 790                    | South Carolina |
| South Dakota   | -             | 58    | 18    | 86    | 7     | 17    | 3     | 30          | 219                    | South Dakota   |
| Tennessee      | 102           | 76    | 111   | 94    | 68    | 103   | 38    | 136         | 728                    | Tennessee      |
| Texas          | 395           | 505   | 247   | 629   | 207   | 381   | 129   | 1,050       | 3,543                  | Texas          |
| Utah           | 72            | 112   | 64    | 134   | 37    | 27    | 21    | 134         | 601                    | Utah           |
| Vermont        | 49            | 41    | 19    | 17    | 20    | 14    | 4     | 8           | 172                    | Vermont        |
| Virginia       | 147           | 140   | 60    | 26    | 148   | 220   | 50    | 78          | 869                    | Virginia       |
| Washington     | 27            | 66    | 23    | 21    | 16    | 46    | 19    | 108         | 326                    | Washington     |
| West Virginia  | 112           | 71    | 41    | 40    | 92    | 59    | 11    | 29          | 455                    | West Virginia  |
| Wisconsin      | 67            | 250   | 260   | 141   | 160   | 186   | 122   | 201         | 1,387                  | Wisconsin      |
| Wyoming        | 4             | 21    | 16    | 18    | 23    | 12    | 6     | 27          | 127                    | Wyoming        |
| Total          | 4,421         | 6,529 | 3,323 | 4,832 | 4,268 | 5,586 | 1,743 | 6,911       | 37,613                 | Total          |

## EXISTING SURFACED MILEAGE OF PRIMARY SYSTEMS OF STATE HIGHWAYS

### CLASSIFIED BY TRAFFIC LANES AND ACCESS CONTROL

Compiled for end of calendar year  
from reports of State authorities

TABLE SM-11, 1957  
ISSUED DECEMBER 1958

| STATE          | SURFACED MILEAGE OF PRIMARY RURAL STATE HIGHWAYS |         |                       |         |  |         |      |       |                     | SURFACED MILEAGE OF MUNICIPAL EXTENSIONS OF PRIMARY STATE HIGHWAYS |         |                       |         |  |         |      |       |                         | TOTAL STATE PRIMARY SURFACED MILEAGE |
|----------------|--|---------|-----------------------|---------|--|---------|------|-------|---------------------|--|---------|-----------------------|---------|--|---------|------|-------|-------------------------|--------------------------------------|
|                | 2-LANES  | 3-LANES | ONE-WAY STREETS<br>1/ | 4-LANES | DIVIDED HIGHWAYS-4 OR MORE TRAFFIC LANES |         |      |       | TOTAL RURAL MILEAGE | 2-LANES  | 3-LANES | ONE-WAY STREETS<br>1/ | 4-LANES | DIVIDED HIGHWAYS-4 OR MORE TRAFFIC LANES |         |      |       | TOTAL MUNICIPAL MILEAGE |                                      |
|                |  |         |                       |         | DEGREE OF ACCESS CONTROL                 |         |      | TOTAL |                     |  |         |                       |         | DEGREE OF ACCESS CONTROL                 |         |      | TOTAL |                         |                                      |
|                |  |         |                       |         | NONE                                     | PARTIAL | FULL |       |                     |  |         |                       |         | NONE                                     | PARTIAL | FULL |       |                         |                                      |
| Alabama        | 6,850  | -       | -                     | 3       | 198                                      | -       | -    | 198   | 7,051               | 919  | -       | 2                     | 9       | 138                                      | -       | -    | 138   | 1,068                   | 8,119                                |
| Arizona        | 3,853  | -       | 1                     | 39      | 87                                       | 5       | -    | 92    | 3,930               | 46   | -       | 3                     | 60      | 6  | 6       | 1    | 13    | 122                     | 4,112                                |
| Arkansas       | 9,264  | -       | -                     | 6       | -  | 8       | -    | 8     | 9,273               | 556  | -       | 1                     | 68      | -  | 14      | -    | 14    | 639                     | 9,917                                |
| California     | 10,739   | 76      | -                     | 158     | 259                                      | 716     | 228  | 1,203 | 12,176              | 477  | 54      | 7                     | 426     | 235                                      | 69      | 172  | 476   | 1,440                   | 13,616                               |
| Colorado       | 7,482  | -       | -                     | 17      | 31                                       | 151     | 20   | 202   | 7,701               | 270  | -       | 4                     | 49      | 21                                       | 15      | 7    | 43    | 366                     | 8,067                                |
| Connecticut    | 2,293  | -       | -                     | 15      | 27                                       | 21      | 75   | 123   | 2,431               | 486  | -       | -                     | 54      | 32                                       | 8       | 36   | 76    | 616                     | 3,047                                |
| Delaware       | 321  | 3       | -                     | 12      | 120                                      | 4       | -    | 124   | 460                 | 47   | 10      | 3                     | 7       | 6  | -       | -    | 6     | 73                      | 533                                  |
| Florida        | 8,528  | -       | -                     | 58      | 241                                      | 16      | -    | 257   | 8,843               | 974  | -       | -                     | 163     | 122                                      | 3       | 1    | 126   | 1,263                   | 10,106                               |
| Georgia        | 12,620   | -       | -                     | -       | 111                                      | -       | -    | 111   | 12,731              | 1,682  | -       | -                     | -       | 57                                       | -       | -    | 57    | 1,739                   | 14,470                               |
| Idaho          | 4,129  | -       | -                     | 29      | 1  | 12      | -    | 13    | 4,171               | 200  | -       | 5                     | 34      | 2  | 4       | -    | 6     | 245                     | 4,416                                |
| Illinois       | 9,923  | 3       | -                     | 278     | 129                                      | 232     | 16   | 377   | 10,581              | 1,256  | 122     | 31                    | 393     | 107                                      | 18      | 25   | 150   | 1,952                   | 12,533                               |
| Indiana        | 9,482  | -       | -                     | 1       | 361                                      | -       | -    | 361   | 9,844               | 843  | -       | 9                     | 1       | 47                                       | -       | 7    | 54    | 907                     | 10,751                               |
| Iowa           | 8,537  | -       | -                     | 11      | -  | 27      | -    | 27    | 8,575               | 990  | -       | 4                     | 48      | -  | 14      | -    | 14    | 1,056                   | 9,631                                |
| Kansas         | 9,524  | -       | -                     | 23      | 51                                       | 3       | 14   | 68    | 9,615               | 436  | -       | -                     | 78      | 7  | 1       | 4    | 12    | 526                     | 10,141                               |
| Kentucky       | 18,449   | 16      | -                     | 34      | 49                                       | 39      | -    | 88    | 18,587              | 687  | 1       | -                     | 73      | 7  | 8       | 4    | 19    | 780                     | 19,367                               |
| Louisiana      | 3,546  | -       | -                     | 4       | 150                                      | -       | -    | 150   | 3,700               | 379  | -       | -                     | 81      | 80                                       | -       | -    | 80    | 540                     | 4,240                                |
| Maine          | 3,155  | 30      | -                     | 11      | 3  | -       | 12   | 15    | 3,211               | 256  | 2       | -                     | 4       | 2  | -       | 2    | 4     | 267                     | 3,478                                |
| Maryland       | 4,047  | 2       | -                     | 42      | 173                                      | -       | 95   | 342   | 4,433               | 219  | -       | 2                     | 4       | 13                                       | 1       | 2    | 16    | 241                     | 4,674                                |
| Massachusetts  | 975  | 406     | -                     | 200     | 30                                       | 22      | 64   | 116   | 1,697               | 100  | 152     | -                     | 129     | 44                                       | 23      | 79   | 146   | 527                     | 2,224                                |
| Michigan       | 7,387  | 159     | -                     | 243     | 282                                      | 73      | 105  | 460   | 8,249               | 401  | 136     | -                     | 408     | 93                                       | 10      | 31   | 134   | 1,079                   | 9,328                                |
| Minnesota      | 9,944  | 31      | -                     | 2       | 16                                       | 160     | -    | 176   | 10,153              | 1,314  | 49      | 5                     | 116     | 40                                       | 122     | -    | 162   | 1,646                   | 11,799                               |
| Mississippi    | 9,504  | -       | -                     | -       | 43                                       | -       | -    | 43    | 9,547               | 622  | -       | -                     | -       | 46                                       | -       | -    | 46    | 668                     | 10,215                               |
| Missouri       | 7,230  | 93      | -                     | 73      | 87                                       | 249     | 13   | 349   | 7,745               | 594  | 17      | -                     | 44      | 34                                       | 21      | 11   | 66    | 721                     | 8,466                                |
| Montana        | 5,577  | -       | -                     | 5       | -  | 8       | -    | 8     | 5,590               | 144  | -       | 5                     | 13      | -  | -       | -    | -     | 162                     | 5,752                                |
| Nebraska       | 8,300  | 471     | -                     | 26      | 8  | 6       | -    | 14    | 8,811               | 191  | 57      | 5                     | 129     | 3  | 4       | -    | 7     | 389                     | 9,200                                |
| Nevada         | 2,095  | -       | -                     | 6       | 36                                       | -       | -    | 36    | 2,137               | 22   | -       | -                     | 19      | 9  | -       | -    | 9     | 50                      | 2,187                                |
| New Hampshire  | 1,461  | 19      | -                     | 2       | -  | -       | -    | -     | 1,482               | 160  | -       | 2                     | 7       | -  | -       | -    | 169   | 1,651                   | 1,651                                |
| New Jersey     | 938  | 8       | -                     | 46      | 227                                      | -       | 30   | 257   | 1,249               | 255  | 34      | -                     | 88      | 178                                      | -       | 30   | 208   | 585                     | 1,834                                |
| New Mexico     | 8,439  | -       | -                     | 34      | 177                                      | 41      | 3    | 221   | 8,694               | 363  | -       | 3                     | 65      | 66                                       | -       | -    | 66    | 497                     | 9,191                                |
| New York       | 10,695   | 746     | -                     | 431     | 266                                      | 2       | -    | 268   | 12,140              | 753  | 150     | -                     | 133     | 41                                       | -       | -    | 41    | 1,077                   | 13,217                               |
| North Carolina | 10,887   | -       | -                     | 26      | 138                                      | 35      | 61   | 234   | 11,147              | 1,128  | -       | -                     | 29      | 42                                       | 1       | 10   | 53    | 1,210                   | 12,357                               |
| North Dakota   | 6,073  | -       | -                     | -       | -  | 2       | -    | 2     | 6,075               | 214  | -       | -                     | 14      | -  | 1       | -    | 1     | 229                     | 6,304                                |
| Ohio           | 15,182   | 65      | 4                     | 102     | 187                                      | 239     | 1    | 427   | 15,780              | 1,632  | 10      | 34                    | 645     | 139                                      | 31      | 12   | 182   | 2,503                   | 18,283                               |
| Oklahoma       | 10,293   | 25      | -                     | 14      | 99                                       | 20      | 2    | 121   | 10,453              | 508  | -       | -                     | 42      | 19                                       | 11      | 2    | 32    | 582                     | 11,035                               |
| Oregon         | 4,291  | 7       | 2                     | 87      | 13                                       | 38      | 59   | 110   | 4,497               | 172  | 3       | 29                    | 53      | 18                                       | 8       | 5    | 31    | 288                     | 4,785                                |
| Pennsylvania   | 11,507   | 820     | -                     | 254     | 211                                      | -       | 52   | 263   | 12,844              | 1,634  | 201     | 18                    | 40      | 6  | -       | 5    | 11    | 1,904                   | 14,748                               |
| Rhode Island   | 529  | -       | -                     | 71      | 25                                       | -       | 14   | 39    | 639                 | 211  | -       | -                     | 41      | 11                                       | 2       | 5    | 18    | 270                     | 909                                  |
| South Carolina | 7,936  | -       | -                     | 50      | 126                                      | 4       | -    | 130   | 8,116               | 682  | -       | -                     | 80      | 28                                       | -       | -    | 28    | 790                     | 8,906                                |
| South Dakota   | 6,535  | -       | -                     | 1       | 6  | 17      | -    | 23    | 6,559               | 205  | -       | 2                     | 5       | 5  | 2       | -    | 7     | 219                     | 6,778                                |
| Tennessee      | 7,351  | 44      | -                     | 155     | 93                                       | -       | -    | 93    | 7,643               | 380  | 100     | 7                     | 223     | 18                                       | -       | -    | 18    | 728                     | 8,371                                |
| Texas          | 48,952   | -       | -                     | -       | 2/ 921                                   | -       | -    | 921   | 49,873              | 3,042  | -       | -                     | -       | 2/ 501                                   | -       | -    | 501   | 3,543                   | 53,416                               |
| Utah           | 4,473  | -       | -                     | 59      | 2  | 37      | -    | 39    | 4,571               | 429  | -       | -                     | 149     | 16                                       | 7       | -    | 23    | 601                     | 5,172                                |
| Vermont        | 1,919  | -       | -                     | -       | -  | -       | -    | -     | 1,919               | 170  | -       | -                     | 2       | -  | -       | -    | -     | 172                     | 2,091                                |
| Virginia       | 6,674  | 434     | -                     | 245     | 251                                      | 17      | 12   | 280   | 7,633               | 373  | 148     | -                     | 331     | 11                                       | 3       | 3    | 17    | 869                     | 8,502                                |
| Washington 3/  | 3,821  | -       | -                     | -       | -  | -       | -    | -     | 3,821               | 326  | -       | -                     | -       | -  | -       | -    | -     | 326                     | 4,147                                |
| West Virginia  | 4,576  | -       | -                     | -       | 1  | -       | -    | 1     | 4,577               | -  | 452     | -                     | -       | 3  | -       | -    | 3     | 455                     | 5,032                                |
| Wisconsin      | 9,919  | 208     | -                     | 31      | 64                                       | 37      | -    | 101   | 10,075              | 921  | 52      | 3                     | 334     | 58                                       | 19      | -    | 77    | 1,387                   | 11,462                               |
| Wyoming        | 4,396  | 508     | -                     | 12      | 17                                       | 8       | -    | 25    | 4,941               | 60   | 31      | -                     | 23      | 13                                       | -       | -    | 13    | 127                     | 5,068                                |
| Total          | 370,606  | 3,990   | 7                     | 2,916   | 5,317                                    | 2,284   | 915  | 8,516 | 386,035             | 27,729   | 1,781   | 185                   | 4,714   | 2,324                                    | 426     | 454  | 3,204 | 37,613                  | 423,648                              |

1/ The mileage of one-way streets represents the average length of the two roadways serving a single route.

2/ Includes mileage with access control.

3/ Data by lanes not reported.

# EXISTING SURFACED MILEAGE OF STATE PRIMARY SYSTEMS CLASSIFIED BY AVERAGE DAILY TRAFFIC VOLUMES

Compiled for end of calendar year  
from reports of State authorities

TABLE SM-15, 1957  
SHEET 1 OF 2  
ISSUED DECEMBER 1958

| STATE          | STATE PRIMARY HIGHWAY SYSTEMS - RURAL |               |               |               |               |               |               |               |               |               |               |                 |               | TOTAL SURFACED MILEAGE | STATE          |
|----------------|---------------------------------------|---------------|---------------|---------------|---------------|---------------|---------------|---------------|---------------|---------------|---------------|-----------------|---------------|------------------------|----------------|
|                | AVERAGE DAILY TRAFFIC VOLUMES         |               |               |               |               |               |               |               |               |               |               |                 |               |                        |                |
|                | LESS THAN 400                         | 400-999       | 1,000-1,999   | 2,000-2,999   | 3,000-3,999   | 4,000-4,999   | 5,000-9,999   | 10,000-14,999 | 15,000-19,999 | 20,000-29,999 | 30,000-39,999 | 40,000 AND OVER | UN-CLASSIFIED |                        |                |
| Alabama        | 895                                   | 2,419         | 1,841         | 1,016         | 443           | 208           | 219           | 9             | -             | 1             | -             | -               | -             | 7,051                  | Alabama        |
| Arizona        | 940                                   | 750           | 995           | 399           | 501           | 264           | 119           | 16            | 6             | -             | -             | -               | -             | 3,990                  | Arizona        |
| Arkansas       | 4,107                                 | 1,789         | 1,770         | 753           | 446           | 408           | -             | 5             | -             | -             | -             | -               | -             | 9,278                  | Arkansas       |
| California     | 1,968                                 | 2,162         | 2,169         | 1,443         | 1,013         | 777           | 1,396         | 652           | 277           | 214           | 56            | 49              | -             | 12,176                 | California     |
| Colorado       | 2,984                                 | 1,772         | 1,693         | 506           | 316           | 160           | 237           | 26            | 5             | 2             | -             | -               | -             | 7,701                  | Colorado       |
| Connecticut    | 126                                   | 500           | 600           | 395           | 215           | 150           | 290           | 56            | 25            | 56            | 18            | -               | -             | 2,431                  | Connecticut    |
| Delaware       | -                                     | 38            | 71            | 74            | 59            | 45            | 91            | 51            | 14            | 11            | 2             | 4               | -             | 460                    | Delaware       |
| Florida        | 2,136                                 | 1,663         | 1,842         | 922           | 872           | 485           | 735           | 105           | 59            | 17            | 6             | 1               | -             | 8,843                  | Florida        |
| Georgia        | 4,427                                 | 2,808         | 2,582         | 1,323         | 646           | 385           | 490           | 56            | 7             | 7             | -             | -               | -             | 12,731                 | Georgia        |
| Idaho          | 1,133                                 | 1,572         | 878           | 321           | 109           | 92            | 66            | -             | -             | -             | -             | -               | -             | 4,171                  | Idaho          |
| Illinois       | 266                                   | 1,542         | 3,593         | 2,286         | 1,106         | 674           | 897           | 156           | 38            | 21            | 2             | -               | -             | 10,581                 | Illinois       |
| Indiana        | 1,126                                 | 2,259         | 1,810         | 1,479         | 1,240         | 723           | 784           | 356           | 57            | 10            | -             | -               | -             | 9,844                  | Indiana        |
| Iowa           | 1,088                                 | 2,210         | 3,084         | 1,362         | 514           | 199           | 117           | 1             | -             | -             | -             | -               | -             | 8,575                  | Iowa           |
| Kansas         | 1,941                                 | 3,231         | 2,611         | 1,117         | 396           | 141           | 142           | 19            | 11            | 6             | -             | -               | -             | 9,615                  | Kansas         |
| Kentucky       | 10,335                                | 3,492         | 2,349         | 1,053         | 523           | 283           | 475           | 40            | 23            | 14            | -             | -               | -             | 18,587                 | Kentucky       |
| Louisiana      | 97                                    | 475           | 1,197         | 760           | 357           | 259           | 495           | 46            | 8             | 6             | -             | -               | -             | 3,700                  | Louisiana      |
| Maine          | 440                                   | 1,047         | 1,036         | 306           | 182           | 93            | 100           | 7             | -             | -             | -             | -               | -             | 3,211                  | Maine          |
| Maryland       | 453                                   | 1,200         | 918           | 517           | 291           | 260           | 509           | 125           | 65            | 74            | 16            | 5               | -             | 4,433                  | Maryland       |
| Massachusetts  | 5                                     | 167           | 288           | 267           | 132           | 180           | 431           | 170           | 45            | 12            | -             | -               | -             | 1,697                  | Massachusetts  |
| Michigan       | 866                                   | 1,817         | 1,850         | 1,058         | 613           | 559           | 1,100         | 220           | 81            | 60            | 18            | 7               | -             | 8,249                  | Michigan       |
| Minnesota      | 1,966                                 | 3,377         | 2,846         | 1,213         | 431           | 180           | 135           | 2             | 2             | 1             | -             | -               | -             | 10,153                 | Minnesota      |
| Mississippi    | 3,517                                 | 2,617         | 1,790         | 670           | 533           | 213           | 194           | 13            | -             | -             | -             | -               | -             | 9,547                  | Mississippi    |
| Missouri       | 553                                   | 2,029         | 2,252         | 1,228         | 1,013         | 545           | 116           | 9             | -             | -             | -             | -               | -             | 7,745                  | Missouri       |
| Montana        | 1,728                                 | 2,309         | 1,304         | 167           | 40            | 16            | 26            | -             | -             | -             | -             | -               | -             | 5,590                  | Montana        |
| Nebraska       | 4,239                                 | 2,287         | 1,249         | 616           | 274           | 102           | 33            | 11            | -             | -             | -             | -               | -             | 8,811                  | Nebraska       |
| Nevada         | 556                                   | 809           | 249           | 316           | 93            | 35            | 64            | 15            | -             | -             | -             | -               | -             | 2,137                  | Nevada         |
| New Hampshire  | 86                                    | 300           | 690           | 229           | 106           | 18            | 53            | -             | -             | -             | -             | -               | -             | 1,482                  | New Hampshire  |
| New Jersey     | 12                                    | 8             | 64            | 144           | 167           | 171           | 420           | 143           | 63            | 44            | 8             | 5               | -             | 1,249                  | New Jersey     |
| New Mexico     | 4,220                                 | 1,991         | 1,392         | 382           | 439           | 215           | 55            | -             | -             | -             | -             | -               | -             | 8,694                  | New Mexico     |
| New York       | 1,417                                 | 2,773         | 3,100         | 1,625         | 1,119         | 629           | 988           | 203           | 97            | 30            | 15            | 10              | -             | 12,140                 | New York       |
| North Carolina | 1,206                                 | 3,150         | 3,218         | 1,705         | 850           | 414           | 536           | 49            | 18            | 1             | -             | -               | -             | 11,147                 | North Carolina |
| North Dakota   | 3,374                                 | 1,657         | 810           | 205           | 24            | -             | 5             | -             | -             | -             | -             | -               | -             | 6,075                  | North Dakota   |
| Ohio           | 3,844                                 | 3,242         | 3,615         | 1,950         | 1,090         | 673           | 1,201         | 129           | 32            | 4             | -             | -               | -             | 15,780                 | Ohio           |
| Oklahoma       | 2,396                                 | 2,967         | 2,703         | 1,393         | 532           | 222           | 216           | 22            | 2             | -             | -             | -               | -             | 10,453                 | Oklahoma       |
| Oregon         | 911                                   | 1,130         | 985           | 699           | 293           | 186           | 299           | 22            | 7             | 3             | 2             | -               | -             | 4,497                  | Oregon         |
| Pennsylvania   | 1,587                                 | 2,829         | 3,247         | 1,665         | 1,033         | 693           | 1,274         | 325           | 147           | 39            | 5             | -               | -             | 12,844                 | Pennsylvania   |
| Rhode Island   | 82                                    | 141           | 169           | 55            | 79            | 33            | 62            | 18            | -             | -             | -             | -               | -             | 639                    | Rhode Island   |
| South Carolina | 1,231                                 | 2,844         | 2,088         | 963           | 500           | 228           | 218           | 34            | 5             | 5             | -             | -               | -             | 8,116                  | South Carolina |
| South Dakota   | 3,029                                 | 1,591         | 1,652         | 245           | 34            | 1             | 7             | -             | -             | -             | -             | -               | -             | 6,559                  | South Dakota   |
| Tennessee      | 1,273                                 | 2,444         | 1,655         | 810           | 626           | 248           | 461           | 105           | 12            | 9             | -             | -               | -             | 7,643                  | Tennessee      |
| Texas          | 23,466                                | 12,073        | 7,890         | 3,046         | 1,522         | 742           | 1,018         | 99            | 10            | 7             | -             | -               | -             | 49,873                 | Texas          |
| Utah           | 2,275                                 | 777           | 788           | 457           | 107           | 73            | 62            | 21            | 8             | 3             | -             | -               | -             | 4,571                  | Utah           |
| Vermont        | 535                                   | 605           | 434           | 247           | 73            | 12            | 13            | -             | -             | -             | -             | -               | -             | 1,919                  | Vermont        |
| Virginia       | 848                                   | 1,565         | 1,235         | 1,720         | 687           | 804           | 567           | 139           | 68            | -             | -             | -               | -             | 7,633                  | Virginia       |
| Washington     | 536                                   | 790           | 1,109         | 563           | 261           | 151           | 296           | 46            | 29            | 35            | 5             | -               | -             | 3,821                  | Washington     |
| West Virginia  | 693                                   | 1,533         | 1,110         | 607           | 294           | 120           | 193           | 23            | 4             | -             | -             | -               | -             | 4,577                  | West Virginia  |
| Wisconsin      | 1,588                                 | 3,799         | 2,624         | 939           | 470           | 276           | 329           | 46            | 2             | 2             | -             | -               | -             | 10,075                 | Wisconsin      |
| Wyoming        | 1,887                                 | 1,800         | 774           | 433           | 38            | 6             | 3             | -             | -             | -             | -             | -               | -             | 4,941                  | Wyoming        |
| <b>Total</b>   | <b>104,388</b>                        | <b>96,350</b> | <b>84,219</b> | <b>41,609</b> | <b>22,702</b> | <b>13,351</b> | <b>17,537</b> | <b>3,590</b>  | <b>1,227</b>  | <b>694</b>    | <b>153</b>    | <b>81</b>       | <b>134</b>    | <b>386,035</b>         | <b>Total</b>   |

501811 O-59-11

Mileage of Public Roads and Streets

## EXISTING SURFACED MILEAGE OF STATE PRIMARY SYSTEMS CLASSIFIED BY AVERAGE DAILY TRAFFIC VOLUMES

TABLE SM-15, 1957  
SHEET 2 OF 2  
ISSUED DECEMBER 1958

Compiled for end of calendar year  
from reports of State authorities

| STATE             | MUNICIPAL EXTENSIONS OF STATE PRIMARY HIGHWAY SYSTEMS |             |                 |                 |                 |                 |                 |                   |                   |                   |                   |                       |                        | TOTAL<br>SURFACED<br>MILEAGE | STATE             |
|-------------------|---|-------------|-----------------|-----------------|-----------------|-----------------|-----------------|-------------------|-------------------|-------------------|-------------------|-----------------------|------------------------|------------------------------|-------------------|
|                   | AVERAGE DAILY TRAFFIC VOLUMES                         |             |                 |                 |                 |                 |                 |                   |                   |                   |                   |                       |                        |                              |                   |
|                   | LESS<br>THAN<br>400                                   | 400-<br>999 | 1,000-<br>1,999 | 2,000-<br>2,999 | 3,000-<br>3,999 | 4,000-<br>4,999 | 5,000-<br>9,999 | 10,000-<br>14,999 | 15,000-<br>19,999 | 20,000-<br>29,999 | 30,000-<br>39,999 | 40,000<br>AND<br>OVER | UN-<br>CLASSI-<br>FIED |                              |                   |
| Alabama           | 6   | 99          | 206             | 200             | 151             | 62              | 224             | 70                | 34                | 5                 | 11                | -                     | -                      | 1,068                        | Alabama           |
| Arizona           | -   | 3           | 11              | 11              | 10              | 8               | 34              | 29                | 16                | -                 | -                 | -                     | -                      | 122                          | Arizona           |
| Arkansas          | 29  | 65          | 143             | 100             | 74              | 57              | 119             | 10                | 8                 | 1                 | -                 | -                     | -                      | 639                          | Arkansas          |
| California        | 1   | 8           | 28              | 44              | 44              | 48              | 298             | 221               | 215               | 290               | 122               | 121                   | -                      | 1,440                        | California        |
| Colorado          | 7   | 31          | 69              | 43              | 33              | 14              | 81              | 39                | 34                | 15                | -                 | -                     | -                      | 366                          | Colorado          |
| Connecticut       | 4   | 17          | 42              | 37              | 54              | 50              | 208             | 103               | 48                | 37                | 13                | 3                     | -                      | 616                          | Connecticut       |
| Delaware          | -   | 1           | 8               | 12              | 8               | 10              | 16              | 10                | 5                 | 3                 | -                 | -                     | -                      | 73                           | Delaware          |
| Florida           | 28  | 67          | 137             | 109             | 119             | 89              | 380             | 171               | 79                | 61                | 22                | 1                     | -                      | 1,263                        | Florida           |
| Georgia           | 166   | 259         | 370             | 253             | 168             | 149             | 231             | 76                | 43                | 23                | 1                 | -                     | -                      | 1,739                        | Georgia           |
| Idaho             | 9   | 40          | 49              | 40              | 19              | 21              | 56              | 10                | 1                 | -                 | -                 | -                     | -                      | 245                          | Idaho             |
| Illinois          | 19  | 95          | 265             | 236             | 155             | 137             | 428             | 262               | 120               | 129               | 74                | 32                    | -                      | 1,952                        | Illinois          |
| Indiana 1/        | -   | -           | -               | -               | -               | -               | -               | -                 | -                 | -                 | -                 | -                     | 907                    | 907                          | Indiana 1/        |
| Iowa              | 29  | 134         | 173             | 187             | 142             | 81              | 211             | 65                | 24                | 9                 | 1                 | -                     | -                      | 1,056                        | Iowa              |
| Kansas            | 8   | 72          | 98              | 86              | 61              | 39              | 96              | 31                | 25                | 8                 | 1                 | 1                     | -                      | 526                          | Kansas            |
| Kentucky          | 47  | 96          | 107             | 93              | 67              | 63              | 174             | 57                | 44                | 28                | 4                 | -                     | -                      | 780                          | Kentucky          |
| Louisiana         | -   | 9           | 56              | 78              | 64              | 54              | 159             | 42                | 37                | 26                | 14                | 1                     | -                      | 540                          | Louisiana         |
| Maine             | 1   | 7           | 30              | 39              | 41              | 31              | 77              | 31                | 9                 | 1                 | -                 | -                     | -                      | 267                          | Maine             |
| Maryland          | 8   | 33          | 45              | 32              | 32              | 10              | 38              | 19                | 9                 | 14                | -                 | 1                     | -                      | 241                          | Maryland          |
| Massachusetts     | -   | 1           | 17              | 32              | 30              | 27              | 163             | 96                | 60                | 57                | 44                | -                     | -                      | 527                          | Massachusetts     |
| Michigan          | 10  | 24          | 111             | 116             | 70              | 88              | 285             | 94                | 62                | 94                | 34                | 91                    | -                      | 1,079                        | Michigan          |
| Minnesota         | 53  | 229         | 387             | 222             | 169             | 114             | 240             | 104               | 81                | 28                | 19                | -                     | -                      | 1,646                        | Minnesota         |
| Mississippi       | 98  | 127         | 136             | 68              | 76              | 36              | 96              | 16                | 9                 | 6                 | -                 | -                     | -                      | 668                          | Mississippi       |
| Missouri          | 18  | 35          | 110             | 160             | 181             | 151             | 40              | 14                | 12                | -                 | -                 | -                     | -                      | 721                          | Missouri          |
| Montana           | 5   | 20          | 42              | 26              | 17              | 15              | 29              | 8                 | -                 | -                 | -                 | -                     | -                      | 162                          | Montana           |
| Nebraska          | 22  | 102         | 84              | 50              | 28              | 24              | 42              | 21                | 10                | 5                 | 1                 | -                     | -                      | 389                          | Nebraska          |
| Nevada            | -   | 1           | 2               | 4               | 2               | 1               | 14              | 13                | 5                 | 8                 | -                 | -                     | -                      | 50                           | Nevada            |
| New Hampshire     | 2   | 4           | 22              | 42              | 28              | 23              | 35              | 9                 | 4                 | -                 | -                 | -                     | -                      | 169                          | New Hampshire     |
| New Jersey        | 3   | -           | 3               | 8               | 16              | 20              | 146             | 132               | 74                | 59                | 44                | 80                    | -                      | 585                          | New Jersey        |
| New Mexico        | 64  | 63          | 103             | 49              | 49              | 39              | 79              | 39                | 7                 | 5                 | -                 | -                     | -                      | 497                          | New Mexico        |
| New York          | 3   | 6           | 14              | 22              | 29              | 26              | 106             | 47                | 36                | 17                | 24                | 20                    | -                      | 727                          | 727               |
| North Carolina 1/ | -   | -           | -               | -               | -               | -               | -               | -                 | -                 | -                 | -                 | -                     | 1,210                  | 1,210                        | North Carolina 1/ |
| North Dakota      | 59  | 66          | 57              | 15              | 13              | 6               | 10              | 3                 | -                 | -                 | -                 | -                     | -                      | 229                          | 229               |
| Ohio              | 49  | 137         | 330             | 244             | 215             | 183             | 687             | 326               | 169               | 120               | 29                | 14                    | -                      | 2,503                        | Ohio              |
| Oklahoma          | 27  | 49          | 74              | 81              | 71              | 53              | 116             | 37                | 36                | 38                | -                 | -                     | -                      | 582                          | Oklahoma          |
| Oregon            | 3   | 11          | 27              | 31              | 29              | 24              | 80              | 33                | 20                | 24                | 2                 | 4                     | -                      | 288                          | Oregon            |
| Pennsylvania      | 54  | 121         | 215             | 217             | 175             | 160             | 474             | 299               | 135               | 86                | 7                 | 1                     | -                      | 1,904                        | Pennsylvania      |
| Rhode Island      | 5   | 9           | 30              | 25              | 31              | 17              | 92              | 36                | 18                | 7                 | -                 | -                     | -                      | 270                          | Rhode Island      |
| South Carolina    | 8   | 94          | 164             | 151             | 100             | 70              | 139             | 46                | 13                | 5                 | -                 | -                     | -                      | 790                          | South Carolina    |
| South Dakota 1/   | -   | -           | -               | -               | -               | -               | -               | -                 | -                 | -                 | -                 | -                     | 219                    | 219                          | South Dakota 1/   |
| Tennessee         | 13  | 60          | 106             | 101             | 102             | 52              | 144             | 49                | 65                | 36                | -                 | -                     | -                      | 728                          | 728               |
| Texas 1/          | -   | -           | -               | -               | -               | -               | -               | -                 | -                 | -                 | -                 | -                     | 3,543                  | 3,543                        | Texas 1/          |
| Utah              | 68  | 99          | 125             | 59              | 58              | 36              | 61              | 42                | 29                | 21                | 3                 | -                     | -                      | 601                          | 601               |
| Vermont           | 6   | 25          | 46              | 27              | 24              | 11              | 29              | 4                 | 29                | -                 | -                 | -                     | -                      | 172                          | 172               |
| Virginia          | 13  | 42          | 48              | 97              | 90              | 101             | 236             | 114               | 84                | 33                | 8                 | 3                     | -                      | 869                          | 869               |
| Washington 1/     | -   | -           | -               | -               | -               | -               | -               | -                 | -                 | -                 | -                 | -                     | 326                    | 326                          | Washington 1/     |
| West Virginia     | 7   | 32          | 68              | 63              | 51              | 39              | 115             | 56                | 11                | 13                | -                 | -                     | -                      | 455                          | 455               |
| Wisconsin         | 21  | 224         | 293             | 173             | 136             | 83              | 284             | 92                | 40                | 35                | 6                 | -                     | -                      | 1,387                        | 1,387             |
| Wyoming           | 12  | 30          | 25              | 23              | 10              | 3               | 22              | 2                 | -                 | -                 | -                 | -                     | -                      | 127                          | 127               |
| Total             | 985   | 2,647       | 4,476           | 3,706           | 3,042           | 2,325           | 6,508           | 3,047             | 1,733             | 1,354             | 485               | 373                   | 6,932                  | 37,613                       | Total             |

1/ Average daily traffic volume data not reported.

Mileage of Public Roads and Streets

STATE HIGHWAY MILEAGE-1957

MILEAGE CHANGES OF STATE HIGHWAY SYSTEMS

Compiled for calendar year from reports of State authorities

TABLE SM-101, 1957  
ISSUED DECEMBER 1958

| TYPE OF ROAD EXISTING OR BUILT                                     | EXISTING MILEAGE AT BEGINNING OF YEAR | NET CHANGES DUE TO REVISIONS OR TRANSFERS | ACCOUNTING TABLE OF CONSTRUCTION CHANGES |                                       |       |        |       |       |       |       |                                 |        |                                    |                          |                                 | NET TOTAL CHANGE IN MILEAGE (2+15) | EXISTING MILEAGE AT END OF YEAR (1+16) |                                  |  |       |
|--|---------------------------------------|---|--|---------------------------------------|-------|--------|-------|-------|-------|-------|---------------------------------|--------|------------------------------------|--------------------------|---------------------------------|------------------------------------|--|----------------------------------|--|-------|
|  |                                       |   | BUILT ON NEW LOCATION                    | TYPE OF ROAD REPLACED OR ABANDONED 1/ |       |        |       |       |       |       | SUMMARY OF CONSTRUCTION CHANGES |        |                                    |                          |                                 |                                    |  |                                  |  |       |
|  |                                       |   |  | A                                     | C     | D      | F     | G-2   | H-1   | J     | K                               | L      | MILEAGE BUILT DURING YEAR          |                          |                                 |                                    |  | MILEAGE OF FORMER TYPES REPLACED | NET MILEAGE CHANGE DUE TO CONSTRUCTION (13-14) |       |
|  |                                       |   |  |                                       |       |        |       |       |       |       |                                 |        | ON EXISTING ROADS OR NEW LOCATIONS | RESURFACING TO SAME TYPE | NEW TYPES REPLACING OLD SURFACE |                                    |  |                                  |  | TOTAL |
| <b>PRIMARY RURAL STATE HIGHWAYS</b>                                |                                       |   |  |                                       |       |        |       |       |       |       |                                 |        |                                    |                          |                                 |                                    |  |                                  |  |       |
| Abandoned  | **                                    | **  | **                                       | 18                                    | 21    | 130    | 72    | 59    | 13    | **    | **                              | **     | **                                 | (313)                    | **                              | **                                 | **                                     |                                  |  |       |
| A, B   | 1,262                                 | 209                                       | **                                       | **                                    | **    | **     | **    | **    | **    | **    | **                              | **     | **                                 | **                       | 217                             | -217                               | -8                                     |                                  |  |       |
| C  | 4,255                                 | 790                                       | 114                                      | 14                                    | 17    | 45     | 4     | 22    | -     | 128   | 17                              | 71     | 216                                | 1,153                    | -937                            | -147                               | 4,108                                  |                                  |  |       |
| D, E   | 32,578                                | 669                                       | 370                                      | 60                                    | 48    | 852    | 54    | 23    | -     | 478   | 852                             | 77     | 1,407                              | 4,725                    | -3,318                          | -2,649                             | 29,929                                 |                                  |  |       |
| F, G-1, H-1  | 133,757                               | 1,367                                     | 476                                      | 99                                    | 956   | 2,221  | 3,150 | 230   | 56    | 1,531 | 3,150                           | 2,507  | 7,188                              | 6,818                    | 370                             | 1,737                              | 135,494                                |                                  |  |       |
| G-2, H-2, I  | 153,118                               | -1,628                                    | 622                                      | 24                                    | 101   | 1,385  | 3,467 | 5,733 | 2,225 | 747   | 5,733                           | 7,077  | 13,557                             | 6,292                    | 7,265                           | 5,637                              | 158,755                                |                                  |  |       |
| J, K, L  | 64,366                                | -997                                      | 282                                      | 2                                     | 10    | 92     | 71    | 225   | 952   | 294   | 952                             | 388    | 1,634                              | 3,246                    | -1,612                          | -2,509                             | 61,857                                 |                                  |  |       |
| Total  | 389,336                               | 510                                       | 1,864                                    | 217                                   | 1,153 | 4,725  | 6,818 | 6,292 | 3,246 | 3,178 | 10,704                          | 10,120 | 24,002                             | 22,451                   | 1,551                           | 2,061                              | 391,397                                |                                  |  |       |
| <b>MUNICIPAL EXTENSIONS OF STATE PRIMARY SYSTEMS</b>               |                                       |   |  |                                       |       |        |       |       |       |       |                                 |        |                                    |                          |                                 |                                    |  |                                  |  |       |
| Abandoned  | **                                    | **  | **                                       | -                                     | -     | 1      | 6     | 5     | 6     | **    | **                              | **     | **                                 | (18)                     | **                              | **                                 | **                                     |                                  |  |       |
| A, B   | 19                                    | -3  | **                                       | **                                    | **    | **     | **    | **    | **    | **    | **                              | **     | **                                 | **                       | 1                               | -1                                 | -4                                     |                                  |  |       |
| C  | 57                                    | 8   | 3  | -                                     | -     | -      | -     | -     | -     | 3     | -                               | -      | -                                  | 11                       | -8                              | -                                  | 57                                     |                                  |  |       |
| D, E   | 480                                   | -17                                       | 13                                       | -                                     | -     | 8      | 1     | -     | -     | 13    | 8                               | 1      | 22                                 | 101                      | -79                             | -96                                | 384                                    |                                  |  |       |
| F, G-1, H-1  | 6,093                                 | 397                                       | 20                                       | 1                                     | 2     | 50     | 104   | 15    | 3     | 23    | 104                             | 68     | 195                                | 331                      | -136                            | 261                                | 6,354                                  |                                  |  |       |
| G-2, H-2, I  | 18,474                                | 680                                       | 102                                      | -                                     | 9     | 32     | 205   | 700   | 450   | 111   | 700                             | 687    | 1,468                              | 792                      | 706                             | 1,386                              | 19,860                                 |                                  |  |       |
| J, K, L  | 11,175                                | 119                                       | 83                                       | -                                     | -     | 10     | 15    | 72    | 137   | 83    | 137                             | 97     | 317                                | 596                      | -279                            | -160                               | 11,015                                 |                                  |  |       |
| Total  | 36,298                                | 1,184                                     | 221                                      | 1                                     | 11    | 101    | 331   | 792   | 596   | 233   | 949                             | 853    | 2,035                              | 1,832                    | 203                             | 1,387                              | 37,685                                 |                                  |  |       |
| <b>SECONDARY RURAL STATE HIGHWAYS</b>                              |                                       |   |  |                                       |       |        |       |       |       |       |                                 |        |                                    |                          |                                 |                                    |  |                                  |  |       |
| Abandoned  | **                                    | **  | **                                       | 21                                    | 2     | 20     | 2     | 2     | -     | **    | **                              | **     | **                                 | (47)                     | **                              | **                                 | **                                     |                                  |  |       |
| A, B   | 5,038                                 | 609                                       | **                                       | **                                    | **    | **     | **    | **    | **    | **    | **                              | **     | **                                 | **                       | 739                             | -739                               | -130                                   |                                  |  |       |
| C  | 1,472                                 | 527                                       | 2  | 3                                     | 9     | 53     | -     | -     | -     | 5     | 9                               | 53     | 67                                 | 549                      | -482                            | 45                                 | 4,908                                  |                                  |  |       |
| D, E   | 25,788                                | 1,388                                     | 74                                       | 19                                    | 193   | 1,265  | 10    | -     | -     | 286   | 1,265                           | 10     | 1,561                              | 5,075                    | -3,514                          | -2,126                             | 23,662                                 |                                  |  |       |
| F, G-1, H-1  | 37,217                                | -147                                      | 49                                       | 635                                   | 299   | 3,090  | 525   | -     | 28    | 983   | 525                             | 3,118  | 4,626                              | 781                      | 3,845                           | 3,698                              | 40,915                                 |                                  |  |       |
| G-2, H-2, I  | 22,567                                | 30  | 50                                       | 61                                    | 46    | 642    | 244   | 347   | 79    | 157   | 347                             | 965    | 1,469                              | 351                      | 1,118                           | 1,148                              | 23,715                                 |                                  |  |       |
| J, K, L  | 1,801                                 | 33  | -  | -                                     | -     | 5      | -     | 2     | 9     | -     | 9                               | 7      | 16                                 | 116                      | -100                            | -67                                | 1,734                                  |                                  |  |       |
| Total  | 93,883                                | 2,440                                     | 175                                      | 739                                   | 549   | 5,075  | 781   | 351   | 116   | 1,431 | 2,155                           | 4,153  | 7,739                              | 7,611                    | 128                             | 2,568                              | 96,451                                 |                                  |  |       |
| <b>COUNTY RURAL ROADS UNDER STATE CONTROL 2/</b>                   |                                       |   |  |                                       |       |        |       |       |       |       |                                 |        |                                    |                          |                                 |                                    |  |                                  |  |       |
| Abandoned  | **                                    | **  | **                                       | 8                                     | 2     | 14     | 6     | -     | -     | **    | **                              | **     | **                                 | (30)                     | **                              | **                                 | **                                     |                                  |  |       |
| A, B   | 15,868                                | 675                                       | **                                       | **                                    | **    | **     | **    | **    | **    | **    | **                              | **     | **                                 | **                       | 659                             | -659                               | 16                                     |                                  |  |       |
| C  | 11,518                                | 808                                       | 1  | 23                                    | 41    | 23     | -     | -     | -     | 24    | 41                              | 23     | 88                                 | 664                      | -576                            | 232                                | 15,884                                 |                                  |  |       |
| D, E   | 55,958                                | 601                                       | 2  | 581                                   | 411   | 1,339  | 1     | 1     | -     | 994   | 1,339                           | 2      | 2,335                              | 3,036                    | -701                            | -100                               | 55,858                                 |                                  |  |       |
| F, G-1, H-1  | 39,091                                | 742                                       | 13                                       | 33                                    | 138   | 1,455  | 633   | -     | 184   | 633   | 1,455                           | 2,272  | 975                                | 1,297                    | 2,039                           | 41,130                             |  |                                  |  |       |
| G-2, H-2, I  | 9,295                                 | -51                                       | 6  | 14                                    | 72    | 205    | 335   | 204   | 10    | 92    | 204                             | 550    | 846                                | 205                      | 641                             | 590                                | 9,885                                  |                                  |  |       |
| J, K, L  | 596                                   | 6   | -  | -                                     | -     | -      | -     | -     | 9     | -     | 9                               | -      | 9                                  | 19                       | -10                             | -2                                 | 594                                    |                                  |  |       |
| Total  | 132,326                               | 2,783                                     | 22                                       | 659                                   | 664   | 3,036  | 975   | 205   | 19    | 1,294 | 2,226                           | 2,030  | 5,550                              | 5,558                    | -8                              | 2,775                              | 135,101                                |                                  |  |       |
| <b>MUNICIPAL EXTENSIONS OF SECONDARY ROADS UNDER STATE CONTROL</b> |                                       |   |  |                                       |       |        |       |       |       |       |                                 |        |                                    |                          |                                 |                                    |  |                                  |  |       |
| Abandoned  | **                                    | **  | **                                       | 5                                     | -     | -      | -     | -     | -     | **    | **                              | **     | **                                 | (5)                      | **                              | **                                 | **                                     |                                  |  |       |
| A, B   | 357                                   | 128                                       | **                                       | **                                    | **    | **     | **    | **    | **    | **    | **                              | **     | **                                 | **                       | 101                             | -101                               | 27                                     |                                  |  |       |
| C  | 100                                   | 5   | -  | -                                     | -     | -      | -     | -     | -     | -     | -                               | -      | -                                  | 23                       | -23                             | -18                                | 82                                     |                                  |  |       |
| D, E   | 416                                   | 63  | -  | 3                                     | 3     | 15     | 1     | -     | -     | 6     | 15                              | 1      | 22                                 | 62                       | -40                             | 23                                 | 439                                    |                                  |  |       |
| F, G-1, H-1  | 3,241                                 | 350                                       | 5  | 91                                    | 18    | 30     | 53    | -     | -     | 114   | 53                              | 30     | 197                                | 79                       | 118                             | 468                                | 3,709                                  |                                  |  |       |
| G-2, H-2, I  | 2,062                                 | 120                                       | 6  | 2                                     | 2     | 17     | 25    | 50    | 20    | 10    | 50                              | 62     | 122                                | 50                       | 72                              | 192                                | 2,254                                  |                                  |  |       |
| J, K, L  | 519                                   | 171                                       | 3  | -                                     | -     | -      | -     | -     | 5     | 3     | 5                               | -      | 8                                  | 25                       | -17                             | 154                                | 673                                    |                                  |  |       |
| Total  | 6,695                                 | 837                                       | 14                                       | 101                                   | 23    | 62     | 79    | 50    | 25    | 133   | 123                             | 93     | 349                                | 340                      | 9                               | 846                                | 7,541                                  |                                  |  |       |
| <b>SUMMARY OF MILEAGE CHANGES</b>                                  |                                       |   |  |                                       |       |        |       |       |       |       |                                 |        |                                    |                          |                                 |                                    |  |                                  |  |       |
| Abandoned  | **                                    | **  | **                                       | 52                                    | 25    | 165    | 86    | 66    | 19    | **    | **                              | **     | **                                 | (413)                    | **                              | **                                 | **                                     |                                  |  |       |
| A, B   | 22,544                                | 1,618                                     | **                                       | **                                    | **    | **     | **    | **    | **    | **    | **                              | **     | **                                 | **                       | 1,717                           | -1,717                             | -99                                    |                                  |  |       |
| C  | 17,402                                | 2,138                                     | 120                                      | 40                                    | 67    | 121    | 4     | 22    | -     | 160   | 67                              | 147    | 374                                | 2,400                    | -2,026                          | 112                                | 17,514                                 |                                  |  |       |
| D, E   | 115,220                               | 2,704                                     | 459                                      | 663                                   | 655   | 3,479  | 67    | 24    | -     | 1,777 | 3,479                           | 91     | 5,347                              | 12,999                   | -7,652                          | -4,948                             | 110,272                                |                                  |  |       |
| F, G-1, H-1  | 219,399                               | 2,709                                     | 859                                      | 1,413                                 | 6,846 | 4,465  | 245   | 87    | -     | 2,835 | 4,465                           | 7,178  | 14,478                             | 8,984                    | 5,494                           | 8,203                              | 227,602                                |                                  |  |       |
| G-2, H-2, I  | 205,516                               | -849                                      | 706                                      | 101                                   | 230   | 2,281  | 4,276 | 7,034 | 2,784 | 1,117 | 7,034                           | 9,341  | 17,492                             | 7,690                    | 9,802                           | 8,953                              | 214,469                                |                                  |  |       |
| J, K, L  | 78,457                                | -566                                      | 368                                      | 2                                     | 10    | 107    | 86    | 299   | 1,112 | 380   | 1,112                           | 492    | 1,984                              | 4,002                    | -2,018                          | -2,584                             | 75,873                                 |                                  |  |       |
| Total  | 658,538                               | 7,754                                     | 2,296                                    | 1,717                                 | 2,400 | 12,999 | 8,984 | 7,690 | 4,002 | 6,269 | 16,157                          | 17,249 | 39,675                             | 37,792                   | 1,883                           | 9,637                              | 668,175                                |                                  |  |       |

1/ Surface types in these columns are as follows: A, primitive; B, unimproved; C, graded and drained; D, soil-surfaced; E, slag, gravel, or stone; F, bituminous surface treated; G-1, mixed bituminous; and H-1, bituminous penetration having a combined thickness of surface and base less than 7 inches and/or low load-bearing capacity; G-2, mixed bituminous; and H-2, bituminous penetration having a combined thickness of surface and base 7 inches or more and/or a high load-bearing capacity; I, bituminous concrete and sheet asphalt; J, Portland cement concrete; K, brick; L, block. Segregation of G and H surfaces according to thickness and load-bearing capacity is not uniform for all States. Where no segregation was reported for them, the mileage was classified as G-1 and H-1.  
2/ Includes mileages in Alabama (8 counties), Delaware, North Carolina, Virginia (all but 2 counties), and West Virginia. In Nevada a small mileage has been constructed and taken over for State maintenance without being added to the existing State highway system.

**EXISTING SURFACED MILEAGE  
STATE PRIMARY SYSTEMS-SUMMARY**

**CLASSIFIED BY WIDTHS AND AVERAGE DAILY TRAFFIC VOLUMES**

TABLE SM-110, 1957  
SHEET 1 OF 2  
ISSUED DECEMBER 1958

Compiled for end of calendar year  
from reports of State authorities

| SURFACE WIDTH AND<br>DEGREE OF ACCESS CONTROL | STATE PRIMARY HIGHWAY SYSTEMS - RURAL |               |                 |                 |                 |                 |                 |                   |                   |                   |                   |                       |                        | TOTAL<br>SURFACED<br>MILEAGE |
|---|---------------------------------------|---------------|-----------------|-----------------|-----------------|-----------------|-----------------|-------------------|-------------------|-------------------|-------------------|-----------------------|------------------------|------------------------------|
|   | AVERAGE DAILY TRAFFIC VOLUMES         |               |                 |                 |                 |                 |                 |                   |                   |                   |                   |                       |                        |                              |
|   | LESS<br>THAN<br>400                   | 400-<br>999   | 1,000-<br>1,999 | 2,000-<br>2,999 | 3,000-<br>3,999 | 4,000-<br>4,999 | 5,000-<br>9,999 | 10,000-<br>14,999 | 15,000-<br>19,999 | 20,000-<br>29,999 | 30,000-<br>39,999 | 40,000<br>AND<br>OVER | UN-<br>CLASSI-<br>FIED |                              |
| <b>Undivided:</b>                             |                                       |               |                 |                 |                 |                 |                 |                   |                   |                   |                   |                       |                        |                              |
| Under 20 feet                                 | 46,276                                | 28,025        | 20,771          | 7,912           | 2,873           | 1,178           | 1,075           | 164               | 12                | 59                | 3                 | -                     | 52                     | 108,400                      |
| 20-21   | 32,290                                | 31,983        | 27,882          | 12,673          | 6,363           | 3,261           | 3,189           | 277               | 50                | 10                | 1                 | 4                     | 42                     | 118,025                      |
| 22-23   | 11,756                                | 17,473        | 16,469          | 8,813           | 4,523           | 2,464           | 2,731           | 192               | 16                | 1                 | 1                 | -                     | 17                     | 64,456                       |
| 24-26   | 10,943                                | 15,725        | 16,077          | 10,139          | 6,815           | 3,914           | 3,852           | 296               | 45                | 11                | -                 | -                     | 14                     | 67,831                       |
| 27-35   | 2,837                                 | 2,785         | 2,187           | 1,046           | 783             | 745             | 1,784           | 429               | 110               | 25                | -                 | -                     | 6                      | 12,737                       |
| 36-43   | 206                                   | 212           | 524             | 517             | 470             | 482             | 778             | 562               | 233               | 94                | 18                | 1                     | 1                      | 4,098                        |
| 44-47   | 4                                     | 52            | 64              | 41              | 52              | 47              | 269             | 168               | 88                | 49                | 16                | -                     | 1                      | 851                          |
| 48 and over                                   | 76                                    | 95            | 19              | 164             | 60              | 149             | 326             | 175               | 6                 | 33                | 3                 | 14                    | 1                      | 1,121                        |
| <b>Total Undivided</b>                        | <b>104,388</b>                        | <b>96,350</b> | <b>83,993</b>   | <b>41,305</b>   | <b>21,939</b>   | <b>12,240</b>   | <b>14,004</b>   | <b>2,263</b>      | <b>560</b>        | <b>282</b>        | <b>42</b>         | <b>19</b>             | <b>134</b>             | <b>377,519</b>               |
| <b>Divided:</b>                               |                                       |               |                 |                 |                 |                 |                 |                   |                   |                   |                   |                       |                        |                              |
| <b>No access control:</b>                     |                                       |               |                 |                 |                 |                 |                 |                   |                   |                   |                   |                       |                        |                              |
| Less than 44                                  | **                                    | **            | 38              | 16              | 73              | 118             | 217             | 116               | 86                | 62                | 7                 | -                     | -                      | 733                          |
| 44-47   | **                                    | **            | 26              | 79              | 119             | 139             | 630             | 250               | 71                | 28                | 8                 | 2                     | -                      | 1,352                        |
| 48 and over                                   | **                                    | **            | 133             | 165             | 396             | 401             | 1,311           | 357               | 230               | 170               | 49                | 20                    | -                      | 3,232                        |
| Subtotal                                      | **                                    | **            | 197             | 260             | 588             | 658             | 2,158           | 723               | 387               | 260               | 64                | 22                    | -                      | 5,317                        |
| <b>Partial access control: 1/</b>             |                                       |               |                 |                 |                 |                 |                 |                   |                   |                   |                   |                       |                        |                              |
| Less than 44                                  | **                                    | **            | 1               | 1               | 11              | 12              | 60              | 14                | 22                | 1                 | -                 | -                     | -                      | 122                          |
| 44-47   | **                                    | **            | 1               | 9               | 13              | 94              | 182             | 137               | 83                | 9                 | -                 | -                     | -                      | 528                          |
| 48 and over                                   | **                                    | **            | 20              | 25              | 115             | 303             | 780             | 270               | 80                | 41                | -                 | -                     | -                      | 1,634                        |
| Subtotal                                      | **                                    | **            | 22              | 35              | 139             | 409             | 1,022           | 421               | 185               | 51                | -                 | -                     | -                      | 2,284                        |
| <b>Full access control: 1/</b>                |                                       |               |                 |                 |                 |                 |                 |                   |                   |                   |                   |                       |                        |                              |
| Less than 44                                  | **                                    | **            | -               | -               | -               | -               | 2               | 2                 | -                 | -                 | -                 | -                     | -                      | 4                            |
| 44-47   | **                                    | **            | -               | -               | 10              | 3               | 18              | 16                | 3                 | 5                 | 1                 | -                     | -                      | 56                           |
| 48 and over                                   | **                                    | **            | 7               | 9               | 26              | 41              | 333             | 165               | 92                | 96                | 46                | 40                    | -                      | 855                          |
| Subtotal                                      | **                                    | **            | 7               | 9               | 36              | 44              | 353             | 183               | 95                | 101               | 47                | 40                    | -                      | 915                          |
| <b>Total Divided</b>                          | <b>**</b>                             | <b>**</b>     | <b>226</b>      | <b>304</b>      | <b>763</b>      | <b>1,111</b>    | <b>3,533</b>    | <b>1,327</b>      | <b>667</b>        | <b>412</b>        | <b>111</b>        | <b>62</b>             | <b>-</b>               | <b>8,516</b>                 |
| <b>Total Surfaced Mileage</b>                 | <b>104,388</b>                        | <b>96,350</b> | <b>84,219</b>   | <b>41,609</b>   | <b>22,702</b>   | <b>13,351</b>   | <b>17,537</b>   | <b>2,590</b>      | <b>1,227</b>      | <b>694</b>        | <b>153</b>        | <b>81</b>             | <b>2/ 134</b>          | <b>386,035</b>               |



**EXISTING SURFACED MILEAGE  
STATE PRIMARY SYSTEMS - SUMMARY**

**CLASSIFIED BY WIDTHS AND AVERAGE DAILY TRAFFIC VOLUMES**

Compiled for end of calendar year  
from reports of State authorities

TABLE SM-110, 1957  
SHEET 2 OF 2  
ISSUED DECEMBER 1958

| SURFACE WIDTH AND<br>DEGREE OF ACCESS CONTROL   | STATE PRIMARY HIGHWAY SYSTEMS - MUNICIPAL EXTENSIONS |              |                 |                 |                 |                 |                 |                   |                   |                   |                   |                       |                        | TOTAL<br>SURFACED<br>MILEAGE |
|---|--|--------------|-----------------|-----------------|-----------------|-----------------|-----------------|-------------------|-------------------|-------------------|-------------------|-----------------------|------------------------|------------------------------|
|   | AVERAGE DAILY TRAFFIC VOLUMES                        |              |                 |                 |                 |                 |                 |                   |                   |                   |                   |                       |                        |                              |
|   | LESS<br>THAN<br>400                                  | 400-<br>999  | 1,000-<br>1,999 | 2,000-<br>2,999 | 3,000-<br>3,999 | 4,000-<br>4,999 | 5,000-<br>9,999 | 10,000-<br>14,999 | 15,000-<br>19,999 | 20,000-<br>29,999 | 30,000-<br>39,999 | 40,000<br>AND<br>OVER | UN-<br>CLASSI-<br>FIED |                              |
| <b>Undivided:</b>   |  |              |                 |                 |                 |                 |                 |                   |                   |                   |                   |                       |                        |                              |
| Under 20 feet   | 342  | 619          | 940             | 670             | 372             | 218             | 303             | 36                | 8                 | 4                 | -                 | -                     | 909                    | 4,421                        |
| 20-21   | 287  | 748          | 1,371           | 1,002           | 743             | 393             | 716             | 146               | 14                | 2                 | 7                 | -                     | 1,100                  | 6,529                        |
| 22-23   | 107  | 382          | 570             | 427             | 346             | 278             | 485             | 98                | 21                | 2                 | -                 | -                     | 607                    | 3,323                        |
| 24-26   | 149  | 457          | 660             | 544             | 503             | 442             | 794             | 193               | 26                | 6                 | 2                 | 1                     | 1,055                  | 4,832                        |
| 27-35   | 41   | 177          | 369             | 374             | 387             | 367             | 1,197           | 478               | 167               | 53                | 3                 | -                     | 655                    | 4,268                        |
| 36-43   | 34   | 154          | 278             | 360             | 348             | 314             | 1,350           | 842               | 452               | 307               | 27                | 12                    | 881                    | 5,359                        |
| 44-47   | 8  | 28           | 75              | 101             | 88              | 69              | 301             | 201               | 150               | 108               | 23                | 1                     | 178                    | 1,331                        |
| 48 and over   | 17   | 82           | 175             | 191             | 182             | 142             | 731             | 591               | 510               | 464               | 177               | 91                    | 993                    | 4,346                        |
| <b>Total Undivided</b>  | <b>985</b>   | <b>2,647</b> | <b>4,438</b>    | <b>3,669</b>    | <b>2,969</b>    | <b>2,223</b>    | <b>5,877</b>    | <b>2,585</b>      | <b>1,348</b>      | <b>946</b>        | <b>239</b>        | <b>105</b>            | <b>6,378</b>           | <b>34,409</b>                |
| <b>Divided:</b>   |  |              |                 |                 |                 |                 |                 |                   |                   |                   |                   |                       |                        |                              |
| <b>No access control:</b>   |  |              |                 |                 |                 |                 |                 |                   |                   |                   |                   |                       |                        |                              |
| Less than 44  | **   | **           | 5               | 4               | 8               | 10              | 41              | 31                | 39                | 15                | 6                 | 2                     | 47                     | 208                          |
| 44-47   | **   | **           | 4               | 4               | 12              | 19              | 79              | 63                | 45                | 30                | 18                | 6                     | 47                     | 327                          |
| 48 and over   | **   | **           | 25              | 22              | 38              | 32              | 291             | 221               | 188               | 246               | 147               | 130                   | 449                    | 1,789                        |
| Subtotal  | **   | **           | 34              | 30              | 58              | 61              | 411             | 315               | 272               | 291               | 171               | 138                   | 543                    | 2,324                        |
| <b>Partial access control: 1/</b>   |  |              |                 |                 |                 |                 |                 |                   |                   |                   |                   |                       |                        |                              |
| Less than 44  | **   | **           | -               | -               | -               | 1               | 6               | 1                 | 2                 | 5                 | 3                 | -                     | -                      | 18                           |
| 44-47   | **   | **           | -               | 1               | 1               | 5               | 34              | 11                | 12                | 4                 | 1                 | 7                     | -                      | 76                           |
| 48 and over   | **   | **           | 2               | 4               | 11              | 28              | 112             | 78                | 38                | 46                | 12                | -                     | 1                      | 332                          |
| Subtotal  | **   | **           | 2               | 5               | 12              | 34              | 152             | 90                | 52                | 55                | 16                | 7                     | 1                      | 426                          |
| <b>Full access control: 1/</b>  |  |              |                 |                 |                 |                 |                 |                   |                   |                   |                   |                       |                        |                              |
| Less than 44  | **   | **           | -               | -               | -               | 1               | -               | -                 | -                 | -                 | -                 | -                     | -                      | 1                            |
| 44-47   | **   | **           | 1               | -               | -               | 6               | 4               | -                 | 2                 | -                 | 1                 | 1                     | -                      | 9                            |
| 48 and over   | **   | **           | 1               | 2               | 3               | 6               | 64              | 57                | 59                | 62                | 58                | 122                   | 10                     | 444                          |
| Subtotal  | **   | **           | 2               | 2               | 3               | 7               | 68              | 57                | 61                | 62                | 59                | 123                   | 10                     | 454                          |
| <b>Total Divided</b>  | <b>**</b>  | <b>**</b>    | <b>38</b>       | <b>37</b>       | <b>73</b>       | <b>102</b>      | <b>631</b>      | <b>462</b>        | <b>385</b>        | <b>408</b>        | <b>246</b>        | <b>268</b>            | <b>554</b>             | <b>3,204</b>                 |
| <b>Total Surfaced Mileage</b>   | <b>985</b>   | <b>2,647</b> | <b>4,476</b>    | <b>3,706</b>    | <b>3,042</b>    | <b>2,325</b>    | <b>6,508</b>    | <b>3,047</b>      | <b>1,733</b>      | <b>1,354</b>      | <b>485</b>        | <b>373</b>            | <b>2/6,932</b>         | <b>37,613</b>                |
| <p>1/ Partial control--The State has legal authority to prohibit access and exercises this authority to some degree to deny crossings at grade or at private driveway connections. Full control--Authority to control access is exercised to give preference to through traffic by providing access connections with selected public roads and streets only and by prohibiting crossings at grade or direct private driveway connections.</p> <p>2/ States not reporting average daily traffic volume data are listed in Table SM-15.</p> |  |              |                 |                 |                 |                 |                 |                   |                   |                   |                   |                       |                        |                              |

Mileage of Public Roads and Streets

## EXISTING MILEAGE OF FEDERAL AND STATE PARK, FOREST, RESERVATION, AND OTHER ROADS-1957 <sup>1/</sup>

Compiled for end of calendar year from reports of State and local authorities

CLASSIFIED BY TYPE OF SURFACE

TABLE OSM, 1957  
ISSUED DECEMBER 1958

| STATE          | UNDER FEDERAL CONTROL              |                                |                 |                 |           |                        |               | UNDER STATE CONTROL                |                                |                 |                 |              |                        |                 |
|----------------|------------------------------------|--------------------------------|-----------------|-----------------|-----------|------------------------|---------------|------------------------------------|--------------------------------|-----------------|-----------------|--------------|------------------------|-----------------|
|                | NON-SURFACED MILEAGE <sup>2/</sup> | SURFACED MILEAGE <sup>3/</sup> |                 |                 |           |                        | TOTAL         | NON-SURFACED MILEAGE <sup>2/</sup> | SURFACED MILEAGE <sup>3/</sup> |                 |                 |              |                        | TOTAL           |
|                |                                    | D<br>E                         | F<br>G-1<br>H-1 | G-2<br>H-2<br>I | J         | TOTAL SURFACED MILEAGE |               |                                    | D<br>E                         | F<br>G-1<br>H-1 | G-2<br>H-2<br>I | J            | TOTAL SURFACED MILEAGE |                 |
| Alabama        | -                                  | -                              | -               | -               | -         | -                      | -             | -                                  | 35                             | 18              | -               | -            | 53                     | 53              |
| Arizona        | 7,259                              | 1,305                          | 465             | 70              | -         | 1,840                  | 9,099         | 1                                  | 2                              | -               | -               | 2            | 3                      | 3               |
| Arkansas       | 461                                | 1,168                          | 9               | -               | 4         | 1,181                  | 1,642         | 3                                  | 29                             | 15              | 12              | 4            | 60                     | 63              |
| California     | 19,096                             | 374                            | 479             | 644             | 27        | 1,524                  | 20,620        | 665                                | 135                            | 92              | -               | -            | 227                    | 892             |
| Colorado       | 1,001                              | 157                            | 20              | -               | -         | 177                    | 1,178         | -                                  | -                              | -               | -               | 17           | 17                     | <u>4/</u> 17    |
| Connecticut    | -                                  | -                              | -               | -               | -         | -                      | -             | 12                                 | 171                            | 62              | -               | -            | 233                    | 245             |
| Delaware       | -                                  | -                              | -               | -               | -         | -                      | -             | -                                  | -                              | -               | -               | -            | -                      | -               |
| Florida        | -                                  | -                              | -               | -               | -         | -                      | -             | -                                  | -                              | 9               | 110             | -            | 119                    | <u>4/</u> 119   |
| Georgia        | 21                                 | 1                              | -               | 5               | -         | 6                      | 27            | 7                                  | 12                             | 10              | -               | -            | 22                     | 29              |
| Idaho          | 7,405                              | 569                            | 24              | -               | -         | 593                    | 7,998         | 2                                  | 2                              | 2               | -               | -            | 4                      | 6               |
| Illinois       | -                                  | -                              | -               | -               | -         | -                      | -             | -                                  | -                              | -               | -               | -            | -                      | -               |
| Indiana        | -                                  | -                              | -               | -               | -         | -                      | -             | -                                  | -                              | -               | -               | 157          | 157                    | <u>4/</u> 157   |
| Iowa           | -                                  | -                              | -               | -               | -         | -                      | -             | 2                                  | 93                             | 25              | -               | -            | 118                    | 120             |
| Kansas         | -                                  | -                              | 12              | -               | -         | 12                     | 12            | -                                  | -                              | -               | 177             | 60           | 237                    | <u>4/</u> 237   |
| Kentucky       | 47                                 | 198                            | 7               | 9               | 3         | 217                    | 264           | -                                  | 5                              | 72              | 7               | -            | 84                     | 84              |
| Louisiana      | -                                  | -                              | -               | -               | -         | -                      | -             | -                                  | -                              | -               | -               | -            | -                      | -               |
| Maine          | 34                                 | 21                             | 13              | 30              | -         | 64                     | 98            | 14                                 | 57                             | 8               | 112             | 1            | 178                    | <u>4/</u> 192   |
| Maryland       | -                                  | -                              | -               | -               | 19        | 19                     | 19            | -                                  | -                              | -               | -               | 27           | 27                     | 27              |
| Massachusetts  | -                                  | -                              | -               | -               | -         | -                      | -             | -                                  | -                              | -               | 295             | -            | 295                    | <u>4/</u> 295   |
| Michigan       | -                                  | -                              | -               | -               | -         | -                      | -             | -                                  | -                              | -               | -               | -            | -                      | -               |
| Minnesota      | 504                                | 925                            | 13              | -               | 2         | 940                    | 1,444         | 844                                | 469                            | 7               | -               | -            | 476                    | 1,320           |
| Mississippi    | -                                  | -                              | 117             | -               | -         | 117                    | 117           | -                                  | -                              | -               | -               | -            | -                      | -               |
| Missouri       | -                                  | 547                            | -               | -               | -         | 547                    | 547           | -                                  | -                              | -               | -               | 3            | 3                      | 3               |
| Montana        | 6,168                              | 1,121                          | 158             | -               | -         | 1,279                  | 7,447         | -                                  | 14                             | -               | 9               | 1            | 24                     | 24              |
| Nebraska       | 238                                | 19                             | -               | 4               | 1         | 24                     | 262           | 18                                 | 13                             | -               | -               | 2            | 15                     | 33              |
| Nevada         | -                                  | -                              | -               | -               | -         | -                      | -             | -                                  | -                              | -               | -               | -            | -                      | -               |
| New Hampshire  | 9                                  | 103                            | 4               | -               | -         | 107                    | 116           | 1                                  | 25                             | 77              | 11              | 2            | 115                    | <u>4/</u> 116   |
| New Jersey     | -                                  | -                              | -               | -               | -         | -                      | -             | 105                                | 250                            | 81              | 339             | 32           | 702                    | <u>4/</u> 807   |
| New Mexico     | 3,927                              | 655                            | 24              | 2               | -         | 681                    | 4,608         | 3                                  | -                              | -               | -               | -            | -                      | 3               |
| New York       | -                                  | -                              | 10              | -               | -         | 10                     | 10            | 33                                 | 144                            | 85              | 182             | 707          | 1,118                  | <u>4/</u> 1,151 |
| North Carolina | 610                                | 537                            | 27              | 77              | -         | 641                    | 1,251         | 78                                 | 46                             | 38              | 8               | -            | 92                     | 170             |
| North Dakota   | 28                                 | 527                            | 7               | -               | -         | 534                    | 562           | -                                  | 12                             | 1               | 1               | -            | 14                     | 14              |
| Ohio           | -                                  | -                              | -               | -               | -         | -                      | -             | -                                  | -                              | -               | -               | 241          | 241                    | <u>4/</u> 241   |
| Oklahoma       | 145                                | 312                            | 27              | 48              | -         | 387                    | 532           | -                                  | -                              | 13              | 164             | 11           | 188                    | <u>4/</u> 188   |
| Oregon         | 13,836                             | 6,188                          | 44              | 192             | -         | 6,424                  | 20,260        | 677                                | 233                            | 21              | 128             | -            | 382                    | 1,059           |
| Pennsylvania   | 233                                | 4                              | 30              | 40              | 1         | 75                     | 308           | 3,792                              | 134                            | -               | 239             | 484          | 857                    | <u>4/</u> 4,649 |
| Rhode Island   | -                                  | -                              | -               | -               | -         | -                      | -             | 16                                 | 18                             | 24              | 6               | -            | 48                     | 64              |
| South Carolina | -                                  | -                              | -               | -               | -         | -                      | -             | 54                                 | 14                             | 64              | 3               | -            | 81                     | 135             |
| South Dakota   | 783                                | 394                            | 33              | 9               | -         | 436                    | 1,219         | 50                                 | 10                             | -               | -               | -            | 10                     | 60              |
| Tennessee      | 82                                 | 471                            | 89              | 38              | 3         | 601                    | 683           | 88                                 | 219                            | 41              | 3               | -            | 263                    | 351             |
| Texas          | -                                  | -                              | -               | -               | -         | -                      | -             | -                                  | -                              | -               | -               | 30           | 30                     | <u>4/</u> 30    |
| Utah           | 4,448                              | 762                            | 354             | 487             | 24        | 1,627                  | 6,075         | -                                  | -                              | -               | -               | -            | -                      | -               |
| Vermont        | 4                                  | 13                             | 6               | -               | -         | 19                     | 23            | 2                                  | 52                             | 7               | 11              | -            | 70                     | 72              |
| Virginia       | 323                                | 357                            | 100             | 315             | 8         | 780                    | 1,103         | -                                  | -                              | 4               | 2               | 10           | 22                     | 22              |
| Washington     | 6,954                              | 860                            | 39              | -               | -         | 899                    | 7,853         | 60                                 | 35                             | 38              | 7               | 3            | 83                     | 143             |
| West Virginia  | 428                                | 84                             | -               | -               | -         | 84                     | 512           | -                                  | 97                             | -               | -               | 88           | 185                    | <u>4/</u> 185   |
| Wisconsin      | 198                                | 34                             | 37              | -               | -         | 71                     | 269           | 6                                  | 15                             | 66              | -               | 1            | 82                     | 88              |
| Wyoming        | 1,719                              | 521                            | 60              | 62              | -         | 643                    | 2,362         | -                                  | -                              | -               | -               | -            | -                      | -               |
| <b>Total</b>   | <b>75,961</b>                      | <b>18,227</b>                  | <b>2,208</b>    | <b>2,032</b>    | <b>92</b> | <b>22,559</b>          | <b>98,520</b> | <b>6,533</b>                       | <b>2,341</b>                   | <b>880</b>      | <b>1,826</b>    | <b>1,887</b> | <b>6,934</b>           | <b>13,467</b>   |

<sup>1/</sup> Includes only the mileage of roads that is not a part of the State or local systems.

<sup>2/</sup> Nonsurfaced mileage includes primitive, unimproved, and graded and drained roads.

<sup>3/</sup> Surface types in these columns are as follows: D, soil-surfaced; E, slag, gravel, or stone; F, bituminous surface treated; G-1, mixed bituminous; and H-1, bituminous penetration having a combined thickness of surface and base less than 7 inches, and/or low load-bearing capacity; G-2, mixed bituminous; and H-2, bituminous penetration having a combined thickness of surface and base 7 inches or more and/or a high load-bearing capacity; I, bituminous concrete and sheet asphalt; J, Portland cement concrete. Segregation of G and H surfaces according to thickness and load-bearing capacity is not uniform for all States. Where no segregation was reported for them, the mileage was classified as G-1 and H-1.

<sup>4/</sup> Toll roads are included as follows: Colorado, Denver-Boulder Turnpike 17 miles; Florida, Buccaneer Trail 9 miles and Sunshine State Parkway 110 miles; Northern Indiana Toll Road 157 miles; Kansas Turnpike 237 miles; Maine Turnpike 113 miles; Massachusetts Turnpike 123 miles; New Hampshire, New Hampshire Turnpike 15 miles, Central (Everett) Turnpike 40 miles (including 7 miles of toll free sections); New Jersey, New Jersey Turnpike 133 miles and Garden State Parkway 150 miles; New York State Thruway 500 miles; Ohio Turnpike 241 miles; Oklahoma, Turner Turnpike 87 miles and Will Rogers Turnpike 88 miles; Pennsylvania Turnpike system 469 miles; Texas, Dallas-Fort Worth Turnpike 30 miles; and West Virginia Turnpike 88 miles.

## EXISTING MILEAGE COUNTY, TOWNSHIP AND OTHER LOCAL RURAL ROADS-1957

Compiled for end of calendar year from reports of State and local authorities

CLASSIFIED BY TYPE OF SURFACE <sup>1/</sup>

TABLE LM-0, 1957  
ISSUED DECEMBER 1958

| STATE                        | NON-SURFACED MILEAGE <sup>2/</sup> | SURFACED MILEAGE <sup>3/</sup> |                 |                 |             |           | TOTAL SURFACED MILEAGE | TOTAL LOCAL RURAL MILEAGE <sup>4/</sup> | STATE |
|------------------------------|------------------------------------|--------------------------------|-----------------|-----------------|-------------|-----------|------------------------|---|-------|
|                              |                                    | D<br>E                         | F<br>G-1<br>H-1 | G-2<br>H-2<br>I | J<br>K<br>L |           |                        |   |       |
| Alabama <sup>5/</sup>        | 11,715                             | 22,197                         | 11,525          | 544             | 126         | 34,392    | 46,107                 | Alabama <sup>5/</sup>                   |       |
| Arizona                      | 10,126                             | 3,581                          | 2,282           | 533             | 133         | 6,529     | 16,655                 | Arizona                                 |       |
| Arkansas                     | 32,016                             | 28,754                         | 1,046           | 315             | 58          | 30,173    | 62,189                 | Arkansas                                |       |
| California                   | 20,556                             | 27,718                         | 26,887          | 709             | 1,110       | 56,424    | 76,980                 | California                              |       |
| Colorado                     | 40,796                             | 19,811                         | 58              | 1,783           | 49          | 21,701    | 62,497                 | Colorado                                |       |
| Connecticut                  | 246                                | 1,312                          | 5,729           | 802             | 35          | 7,878     | 8,124                  | Connecticut                             |       |
| Delaware <sup>5/</sup>       | -                                  | -                              | -               | -               | -           | -         | -                      | Delaware <sup>5/</sup>                  |       |
| Florida                      | 21,862                             | 6,060                          | 6,934           | 640             | 166         | 13,800    | 35,662                 | Florida                                 |       |
| Georgia                      | 45,291                             | 16,209                         | 7,437           | 665             | 103         | 24,414    | 69,705                 | Georgia                                 |       |
| Idaho                        | 9,598                              | 14,550                         | 3,202           | 296             | 5           | 18,053    | 27,651                 | Idaho                                   |       |
| Illinois                     | 9,984                              | 70,844                         | 8,780           | 440             | 1,719       | 81,783    | 91,767                 | Illinois                                |       |
| Indiana                      | 9,412                              | 49,200                         | 11,708          | 4,899           | 742         | 66,549    | 75,961                 | Indiana                                 |       |
| Iowa                         | 13,496                             | 74,926                         | 1,366           | 1,351           | 332         | 77,975    | 91,471                 | Iowa                                    |       |
| Kansas                       | 58,385                             | 52,311                         | 3,666           | 246             | 233         | 56,456    | 114,841                | Kansas                                  |       |
| Kentucky                     | 19,349                             | 17,703                         | 3,680           | 125             | 17          | 21,525    | 40,874                 | Kentucky                                |       |
| Louisiana                    | 10,592                             | 14,387                         | 21              | 495             | 40          | 14,943    | 25,535                 | Louisiana                               |       |
| Maine                        | 2,690                              | 4,363                          | 1,008           | 17              | 2           | 5,390     | 8,080                  | Maine                                   |       |
| Maryland                     | 637                                | 4,615                          | 4,982           | 2,849           | 237         | 12,683    | 13,320                 | Maryland                                |       |
| Massachusetts                | 1,545                              | 7,759                          | 3,674           | 1,112           | 23          | 12,568    | 14,113                 | Massachusetts                           |       |
| Michigan                     | 20,272                             | 47,460                         | 15,986          | 495             | 1,021       | 64,962    | 85,234                 | Michigan                                |       |
| Minnesota                    | 18,554                             | 71,729                         | 6,556           | 4               | 56          | 78,345    | 96,899                 | Minnesota                               |       |
| Mississippi                  | 17,642                             | 28,388                         | 3,799           | 306             | 127         | 32,620    | 50,262                 | Mississippi                             |       |
| Missouri                     | 13,241                             | 56,378                         | 2,231           | 144             | 289         | 59,042    | 72,283                 | Missouri                                |       |
| Montana                      | 42,599                             | 12,140                         | 447             | -               | 7           | 12,594    | 55,193                 | Montana                                 |       |
| Nebraska                     | 50,354                             | 37,125                         | 434             | 96              | 129         | 37,784    | 88,138                 | Nebraska                                |       |
| Nevada <sup>5/</sup>         | 22,737                             | 1,965                          | 154             | 6               | -           | 2,125     | 24,862                 | Nevada <sup>5/</sup>                    |       |
| New Hampshire                | 2,900                              | 3,428                          | 2,301           | 3               | 5           | 5,737     | 8,637                  | New Hampshire                           |       |
| New Jersey                   | 3,212                              | 4,668                          | 5,952           | 1,025           | 521         | 12,166    | 15,378                 | New Jersey                              |       |
| New Mexico                   | 42,869                             | 2,523                          | 179             | 111             | -           | 2,813     | 45,682                 | New Mexico                              |       |
| New York                     | 14,170                             | 21,463                         | 19,440          | 17,930          | 1,440       | 60,273    | 74,443                 | New York                                |       |
| North Carolina <sup>5/</sup> | -                                  | -                              | -               | -               | -           | -         | -                      | North Carolina <sup>5/</sup>            |       |
| North Dakota                 | 65,319                             | 39,847                         | 117             | 57              | 2           | 40,023    | 105,342                | North Dakota                            |       |
| Ohio                         | 2,025                              | 32,422                         | 19,321          | 12,993          | 461         | 65,197    | 67,222                 | Ohio                                    |       |
| Oklahoma                     | 41,887                             | 36,531                         | 2,908           | 775             | 190         | 40,404    | 82,291                 | Oklahoma                                |       |
| Oregon                       | 9,634                              | 15,053                         | 4,299           | 1,916           | 113         | 21,381    | 31,015                 | Oregon                                  |       |
| Pennsylvania                 | 20,998                             | 15,166                         | 7,333           | 4,352           | 861         | 27,712    | 48,710                 | Pennsylvania                            |       |
| Rhode Island                 | 108                                | 496                            | 429             | 69              | -           | 994       | 1,102                  | Rhode Island                            |       |
| South Carolina               | 19,198                             | 2,560                          | 3,968           | 38              | -           | 6,566     | 25,764                 | South Carolina                          |       |
| South Dakota                 | 43,568                             | 37,308                         | 418             | 561             | 4           | 38,291    | 81,859                 | South Dakota                            |       |
| Tennessee                    | 4,620                              | 38,688                         | 12,164          | 1,185           | 91          | 52,128    | 56,748                 | Tennessee                               |       |
| Texas                        | 84,653                             | 49,695                         | 10,112          | 363             | 364         | 60,534    | 145,187                | Texas                                   |       |
| Utah                         | 9,375                              | 6,369                          | 1,017           | 159             | 18          | 7,563     | 16,938                 | Utah                                    |       |
| Vermont                      | 2,540                              | 7,087                          | 1,286           | 20              | 2           | 8,395     | 10,935                 | Vermont                                 |       |
| Virginia <sup>5/</sup>       | -                                  | 56                             | 568             | 10              | -           | 634       | 634                    | Virginia <sup>5/</sup>                  |       |
| Washington                   | 5,733                              | 20,351                         | 9,962           | 1,216           | 583         | 32,112    | 37,845                 | Washington                              |       |
| West Virginia <sup>5/</sup>  | 910                                | 661                            | 91              | 3               | 17          | 772       | 1,682                  | West Virginia <sup>5/</sup>             |       |
| Wisconsin                    | 7,371                              | 46,378                         | 19,730          | 2,098           | 379         | 68,585    | 75,956                 | Wisconsin                               |       |
| Wyoming                      | 35,914                             | 4,516                          | 583             | 201             | -           | 5,300     | 41,214                 | Wyoming                                 |       |
| Total                        | 920,699                            | 1,076,751                      | 255,770         | 63,957          | 11,810      | 1,408,288 | 2,328,987              | Total                                   |       |

<sup>1/</sup> Complete surface type classification was not available for all States.

<sup>2/</sup> Includes primitive, unimproved, and graded and drained roads.

<sup>3/</sup> Surface types indicated by symbols in these columns are as follows: D, soil-surfaced; E, slag, gravel, or stone; F, bituminous surface treated; G-1, mixed bituminous, and H-1, bituminous penetration having a combined thickness of surface and base less than 7 inches and/or low load-bearing capacity; G-2, mixed bituminous, and H-2, bituminous penetration having a combined thickness of surface and base 7 inches or more and/or a high load-bearing capacity; I, bituminous concrete and sheet asphalt; J, Portland cement concrete; K, brick; and L, block. Segregation of G and H surfaces according to thickness and load-bearing capacity is not uniform for all States. Where no segregation was reported for them, the mileage was classified as G-1 and H-1.

<sup>4/</sup> The mileages for some States may differ substantially from those reported in former years, because of reinventory, transfer between systems, or reclassification from rural to municipal.

<sup>5/</sup> County roads are under State control in the following States: Alabama (8 counties), Delaware, Nevada (400 miles), North Carolina, Virginia (all but two counties), and West Virginia. For details of this mileage see Table SM-2, "Existing Mileage of State Highways - 1957".

# EXISTING RURAL AND MUNICIPAL MILEAGE IN THE UNITED STATES-SUMMARY-1957

## CLASSIFIED BY SYSTEM

TABLE M-1, 1957  
ISSUED DECEMBER 1958

Compiled for end of calendar year from reports of State and local authorities

| STATE          | RURAL MILEAGE        |                                      |                                 |                |                            |                                       |                                 |                  |                                     |                                   |                      |               | MUNICIPAL MILEAGE |                                     |                                       |               |  |                    |                | TOTAL RURAL AND MUNICIPAL MILEAGE |                  |
|----------------|----------------------|--------------------------------------|---------------------------------|----------------|----------------------------|---------------------------------------|---------------------------------|------------------|-------------------------------------|-----------------------------------|----------------------|---------------|-------------------|-------------------------------------|---------------------------------------|---------------|--|--------------------|----------------|-----------------------------------|------------------|
|                | UNDER STATE CONTROL  |                                      |                                 |                | UNDER LOCAL CONTROL        |                                       |                                 |                  | UNDER FEDERAL CONTROL <sup>5/</sup> |                                   |                      |               | TOTAL RURAL ROADS | UNDER STATE CONTROL                 |                                       |               | UNDER LOCAL CONTROL <sup>6/</sup>              |                    |                |                                   |                  |
|                | STATE PRIMARY SYSTEM | STATE SECONDARY SYSTEM <sup>1/</sup> | OTHER STATE ROADS <sup>2/</sup> | TOTAL          | COUNTY ROADS <sup>3/</sup> | TOWN AND TOWNSHIP ROADS <sup>3/</sup> | OTHER LOCAL ROADS <sup>4/</sup> | TOTAL            | NATIONAL FOREST HIGHWAYS            | NATIONAL INDIAN RESERVATION ROADS | OTHER NATIONAL ROADS | TOTAL         |                   | EXTEN-SIONS OF STATE PRIMARY SYSTEM | EXTEN-SIONS OF STATE SECONDARY SYSTEM | TOTAL         | EXTEN-SIONS OF COUNTY, TOWN AND TOWNSHIP ROADS | LOCAL CITY STREETS | TOTAL          |                                   |                  |
| Alabama        | 7,077                | 8,923                                | 53                              | 16,053         | 46,107                     | -                                     | -                               | 46,107           | -                                   | -                                 | -                    | 62,160        | 1,068             | -                                   | 1,068                                 | -             | 7,569  | 7,569              | 8,637          | 70,797                            |                  |
| Arizona        | 4,106                | -                                    | 3                               | 4,109          | 16,655                     | -                                     | -                               | 16,655           | 4,246                               | 4,158                             | 695                  | 29,863        | 122               | -                                   | 122                                   | -             | 2,071  | 2,071              | 2,193          | 38,056                            |                  |
| Arkansas       | 9,392                | -                                    | 63                              | 9,455          | 77,930                     | -                                     | -                               | 77,930           | 1,387                               | -                                 | -                    | 1,642         | 639               | -                                   | 639                                   | -             | 4,224  | 4,224              | 5,367          | 78,653                            |                  |
| California     | 12,331               | -                                    | 892                             | 13,223         | 60,022                     | -                                     | -                               | 60,022           | 18,903                              | -                                 | 1,397                | 20,620        | 110,823           | -                                   | 1,440                                 | -             | 26,496   | 26,496             | 27,936         | 138,759                           |                  |
| Colorado       | 7,793                | -                                    | 17                              | 7,810          | 62,497                     | -                                     | -                               | 62,497           | 1,047                               | 63                                | 68                   | 71,485        | 366               | -                                   | 366                                   | -             | 4,397  | 4,397              | 4,763          | 76,248                            |                  |
| Connecticut    | 2,431                | -                                    | 245                             | 2,676          | -                          | -                                     | -                               | -                | 8,124                               | -                                 | -                    | 10,800        | 616               | -                                   | 616                                   | -             | 4,452  | 4,452              | 5,068          | 15,868                            |                  |
| Delaware       | 460                  | 3,418                                | -                               | 3,878          | -                          | -                                     | -                               | -                | -                                   | -                                 | -                    | 3,878         | 73                | 95                                  | 168                                   | -             | 482  | 482                | 650            | 4,528                             |                  |
| Florida        | 8,856                | 3,299                                | 119                             | 12,274         | 35,662                     | -                                     | -                               | 35,662           | -                                   | -                                 | -                    | 47,936        | 1,264             | 201                                 | 1,465                                 | -             | 13,009   | 13,009             | 14,474         | 62,410                            |                  |
| Georgia        | 13,477               | -                                    | 29                              | 13,506         | 69,705                     | -                                     | -                               | 69,705           | 27                                  | -                                 | -                    | 83,238        | 1,761             | -                                   | 1,761                                 | 3,533         | 7,432  | 10,965             | 12,726         | 95,964                            |                  |
| Idaho          | 4,484                | -                                    | 6                               | 4,490          | 18,056                     | -                                     | -                               | 18,056           | 7,494                               | 494                               | 10                   | 40,139        | 245               | -                                   | 245                                   | -             | 2,051  | 2,051              | 2,296          | 42,435                            |                  |
| Illinois       | 10,581               | -                                    | -                               | 10,581         | 18,273                     | -                                     | -                               | 18,273           | 73,494                              | -                                 | -                    | 102,348       | 1,952             | -                                   | 1,952                                 | 1,902         | 17,032   | 18,934             | 20,886         | 123,234                           |                  |
| Indiana        | 9,845                | -                                    | 157                             | 10,002         | 75,961                     | -                                     | -                               | 75,961           | -                                   | -                                 | -                    | 85,963        | 907               | -                                   | 907                                   | 932           | 11,761   | 12,693             | 13,600         | 99,563                            |                  |
| Iowa           | 8,591                | -                                    | 120                             | 8,711          | 91,471                     | -                                     | -                               | 91,471           | -                                   | -                                 | -                    | 100,182       | 1,059             | -                                   | 1,059                                 | -             | 10,761   | 10,761             | 11,820         | 112,002                           |                  |
| Kansas         | 9,615                | -                                    | 237                             | 9,852          | 114,841                    | -                                     | -                               | 114,841          | -                                   | -                                 | 12                   | 124,705       | 526               | -                                   | 526                                   | -             | 7,774  | 7,774              | 8,300          | 133,005                           |                  |
| Kentucky       | 18,599               | -                                    | 84                              | 18,683         | 40,874                     | -                                     | -                               | 40,874           | -                                   | -                                 | 264                  | 59,821        | 780               | -                                   | 780                                   | -             | 2,655  | 2,655              | 3,435          | 63,256                            |                  |
| Louisiana      | 3,700                | 10,346                               | -                               | 14,046         | 25,535                     | -                                     | -                               | 25,535           | -                                   | -                                 | -                    | 39,581        | 500               | 533                                 | 1,073                                 | 329           | 5,917  | 6,246              | 7,319          | 46,900                            |                  |
| Maine          | 3,211                | 7,406                                | 192                             | 10,809         | -                          | 8,080                                 | -                               | 8,080            | -                                   | 53                                | 41                   | 18,987        | 267               | 252                                 | 519                                   | -             | 1,280  | 1,280              | 1,799          | 20,786                            |                  |
| Maryland       | 4,433                | -                                    | 27                              | 4,460          | 13,320                     | -                                     | -                               | 13,320           | -                                   | -                                 | 19                   | 17,799        | 241               | -                                   | 241                                   | 52            | 2,870  | 2,922              | 3,163          | 20,962                            |                  |
| Massachusetts  | 1,697                | -                                    | 295                             | 1,992          | -                          | 14,113                                | -                               | 14,113           | -                                   | -                                 | -                    | 16,105        | 527               | -                                   | 527                                   | -             | 9,030  | 9,030              | 9,557          | 25,662                            |                  |
| Michigan       | 8,288                | -                                    | -                               | 8,288          | 85,234                     | -                                     | -                               | 85,234           | -                                   | -                                 | -                    | 93,522        | 1,079             | -                                   | 1,079                                 | 546           | 13,993   | 14,539             | 15,618         | 109,140                           |                  |
| Minnesota      | 10,153               | -                                    | 1,320                           | 11,473         | 41,797                     | 55,102                                | -                               | 96,899           | 1,009                               | 409                               | 26                   | 1,444         | 1,646             | -                                   | 1,646                                 | 2,093         | 9,164  | 11,257             | 12,903         | 122,719                           |                  |
| Mississippi    | 9,613                | -                                    | -                               | 9,613          | 50,262                     | -                                     | -                               | 50,262           | -                                   | -                                 | 117                  | 59,592        | 668               | -                                   | 668                                   | 154           | 3,477  | 3,631              | 4,299          | 64,291                            |                  |
| Missouri       | 7,745                | 17,904                               | 3                               | 25,652         | 72,283                     | -                                     | -                               | 72,283           | -                                   | 547                               | -                    | 86,482        | 721               | 487                                 | 1,208                                 | -             | 10,893   | 10,893             | 12,101         | 110,583                           |                  |
| Montana        | 5,765                | 4,817                                | 24                              | 10,606         | 55,193                     | -                                     | -                               | 55,193           | 6,077                               | 1,118                             | 252                  | 7,447         | 1,65              | -                                   | 1,65                                  | 58            | 1,351  | 1,351              | 1,574          | 74,820                            |                  |
| Nebraska       | 8,895                | -                                    | 33                              | 8,918          | 65,793                     | 22,345                                | -                               | 88,138           | 116                                 | -                                 | 146                  | 262           | 389               | -                                   | 389                                   | -             | 5,302  | 5,302              | 5,691          | 103,009                           |                  |
| Nevada         | 2,137                | 3,857                                | -                               | 5,994          | 24,862                     | -                                     | -                               | 24,862           | -                                   | -                                 | -                    | 30,856        | 50                | 35                                  | 85                                    | -             | 600  | 600                | 685            | 31,541                            |                  |
| New Hampshire  | 1,482                | 2,146                                | 116                             | 3,744          | -                          | 8,637                                 | -                               | 8,637            | 116                                 | -                                 | -                    | 12,497        | 169               | 110                                 | 279                                   | -             | 1,044  | 1,044              | 1,323          | 13,820                            |                  |
| New Jersey     | 1,258                | -                                    | 807                             | 2,065          | 4,923                      | -                                     | -                               | 4,923            | -                                   | -                                 | -                    | 17,443        | 587               | -                                   | 587                                   | 1,817         | 9,500  | 11,317             | 12,904         | 29,347                            |                  |
| New Mexico     | 11,206               | -                                    | 3                               | 11,209         | 45,682                     | -                                     | -                               | 45,682           | 3,112                               | 1,432                             | 64                   | 4,608         | 61,499            | 513                                 | -                                     | 513           | -  | 1,893              | 1,893          | 2,406                             | 63,905           |
| New York       | 12,140               | -                                    | 1,151                           | 13,291         | 18,976                     | 55,467                                | -                               | 74,443           | -                                   | -                                 | 10                   | 87,744        | 1,077             | -                                   | 1,077                                 | -             | 16,745   | 16,745             | 17,822         | 105,566                           |                  |
| North Carolina | 11,160               | 56,616                               | 170                             | 67,946         | -                          | -                                     | -                               | -                | 936                                 | -                                 | 115                  | 69,197        | 1,212             | 1,489                               | 2,701                                 | -             | 7,093  | 7,093              | 7,994          | 78,991                            |                  |
| North Dakota   | 6,216                | -                                    | 14                              | 6,230          | 26,601                     | 78,741                                | -                               | 105,342          | -                                   | -                                 | 37                   | 562           | 112,134           | 238                                 | -                                     | 238           | 682  | 1,536              | 2,218          | 114,590                           |                  |
| Ohio           | 15,781               | -                                    | 241                             | 16,022         | 29,253                     | 37,969                                | -                               | 67,222           | -                                   | -                                 | -                    | 83,244        | 2,513             | -                                   | 2,513                                 | -             | 14,234   | 14,234             | 16,747         | 99,991                            |                  |
| Oklahoma       | 10,549               | -                                    | 188                             | 10,737         | 82,291                     | -                                     | -                               | 82,291           | -                                   | 532                               | -                    | 93,560        | 583               | -                                   | 583                                   | 674           | 5,682  | 6,256              | 7,939          | 101,499                           |                  |
| Oregon         | 4,497                | 2,461                                | 1,059                           | 8,017          | 28,595                     | -                                     | 2,420                           | 31,015           | 16,197                              | 1,264                             | 2,799                | 39,292        | 288               | 137                                 | 425                                   | 194           | 4,524  | 4,718              | 5,143          | 64,435                            |                  |
| Pennsylvania   | 12,845               | 29,396                               | 4,649                           | 42,890         | 764                        | 47,946                                | -                               | 48,710           | 217                                 | 3                                 | 88                   | 91,908        | 1,905             | 1,276                               | 3,181                                 | -             | 12,605   | 12,605             | 15,786         | 107,694                           |                  |
| Rhode Island   | 639                  | -                                    | 64                              | 703            | -                          | 1,102                                 | -                               | 1,102            | -                                   | -                                 | -                    | -             | 1,805             | -                                   | 1,805                                 | -             | 2,092  | 2,092              | 2,362          | 4,167                             |                  |
| South Carolina | 8,140                | 15,575                               | 135                             | 23,850         | 25,764                     | -                                     | -                               | 25,764           | -                                   | -                                 | -                    | 49,614        | 790               | 2,036                               | 2,826                                 | -             | 2,203  | 2,203              | 5,029          | 54,643                            |                  |
| South Dakota   | 6,649                | -                                    | 60                              | 6,709          | 20,277                     | 61,582                                | -                               | 81,859           | -                                   | 1,135                             | 84                   | 1,219         | 89,787            | 220                                 | -                                     | 2,458         | -  | 2,678              | 2,678          | 92,465                            |                  |
| Tennessee      | 7,643                | -                                    | 351                             | 7,994          | 56,719                     | -                                     | -                               | 56,718           | -                                   | -                                 | 160                  | 69,425        | 728               | -                                   | 728                                   | -             | 4,352  | 4,352              | 5,080          | 70,505                            |                  |
| Texas          | 49,932               | -                                    | 30                              | 49,962         | 145,187                    | -                                     | -                               | 145,187          | -                                   | -                                 | -                    | 195,149       | 3,544             | -                                   | 3,544                                 | -             | 29,461   | 29,461             | 33,005         | 228,154                           |                  |
| Utah           | 4,959                | -                                    | 72                              | 5,031          | 16,938                     | -                                     | -                               | 16,938           | 4,079                               | 438                               | 1,558                | 27,972        | 601               | -                                   | 601                                   | -             | 3,080  | 3,080              | 3,681          | 31,653                            |                  |
| Vermont        | 1,919                | -                                    | 30                              | 1,949          | -                          | 10,935                                | -                               | 10,935           | 14                                  | -                                 | 23                   | 12,949        | 172               | -                                   | 172                                   | -             | 672  | 672                | 944            | 13,793                            |                  |
| Virginia       | 7,635                | 40,967                               | 22                              | 48,624         | 634                        | -                                     | -                               | 634              | 598                                 | -                                 | 505                  | 50,361        | 869               | 555                                 | 1,424                                 | -             | 4,110  | 4,110              | 5,534          | 59,893                            |                  |
| Washington     | 3,831                | 2,279                                | 143                             | 6,253          | 37,845                     | -                                     | -                               | 37,845           | 7,063                               | 712                               | 78                   | 7,853         | 51,951            | 326                                 | 146                                   | 472           | -  | 6,244              | 6,244          | 6,716                             | 58,667           |
| West Virginia  | 4,581                | 26,142                               | 183                             | 30,906         | -                          | -                                     | 1,682                           | 1,682            | 512                                 | -                                 | -                    | 33,102        | 455               | -                                   | 455                                   | -             | 2,400  | 2,400              | 2,988          | 36,088                            |                  |
| Wisconsin      | 10,075               | -                                    | 88                              | 10,163         | 18,728                     | 57,228                                | -                               | 75,956           | 92                                  | 177                               | -                    | 86,388        | 1,387             | -                                   | 1,387                                 | 653           | 8,879  | 9,332              | 10,919         | 97,307                            |                  |
| Wyoming        | 4,995                | -                                    | -                               | 4,995          | 16,265                     | -                                     | -                               | 16,265           | 24,949                              | -                                 | -                    | 41,214        | 1,852             | -                                   | 1,852                                 | -             | 804  | 804                | 931            | 49,502                            |                  |
| Dist. of Col.  | -                    | -                                    | -                               | -              | -                          | -                                     | -                               | -                | -                                   | -                                 | -                    | -             | -                 | -                                   | -                                     | -             | 1,250  | 1,250              | 1,250          | 1,250                             |                  |
| <b>Total</b>   | <b>391,397</b>       | <b>231,552</b>                       | <b>13,467</b>                   | <b>636,416</b> | <b>1,725,775</b>           | <b>560,915</b>                        | <b>42,297</b>                   | <b>2,328,987</b> | <b>76,217</b>                       | <b>13,279</b>                     | <b>9,024</b>         | <b>98,520</b> | <b>3,063,923</b>  | <b>37,685</b>                       | <b>7,541</b>                          | <b>45,226</b> | <b>14,065</b>                                  | <b>329,904</b>     | <b>343,969</b> | <b>389,195</b>                    | <b>3,453,118</b> |

<sup>1/</sup> Includes mileage of county roads under State control in Alabama (8 counties), Delaware, Nevada (390 miles), North Carolina, Virginia (all but 2 counties), and West Virginia; 6,451 miles designated as farm-to-market system in Louisiana; and the State-aid system in Maine.

<sup>2/</sup> Includes mileage of State park, forest, institutional, toll and other roads, rural and municipal, that are not a part of the State or local highway systems.

<sup>3/</sup> Includes local roads designated as State-aid mileage as follows: Illinois 18,273 miles; Minnesota 16,209 miles; and Vermont 2,467 miles.

<sup>4/</sup> Roads not on county, town or township systems. The mileage shown for California and Wyoming has not been classified by administrative system.

<sup>5/</sup> Includes only the mileage of roads that is not a part of the State or local highway systems.

<sup>6/</sup> Municipal extensions of county, town or township roads cannot be segregated in all States.

<sup>7/</sup> Toll roads are included as follows: Colorado, Denver-Boulder Turnpike 17 miles; Connecticut, Merritt and Willbur Cross Parkways 67 miles; Florida, Baccancer Trail 9 miles and Sunshine State Parkway 110 miles; Georgia, Brunswick-St. Simon Highway 11 miles; Northern Indiana Toll Road 157 miles; Kansas Turnpike 237 miles; Kentucky Turnpike 40 miles; Maine Turnpike 113 miles; Massachusetts Turnpike 123 miles; New Hampshire, New Hampshire Turnpike 15 miles, and Central (Everett) Turnpike 40 miles (including 7 miles of toll-free sections), Portsmouth-Rochester extension (Spanning Turnpike) 23 miles; New Jersey, New Jersey Turnpike 133 miles, and Garden State Parkway 174 miles; New York, county parkways 26 miles, State parkways 18 miles, New York Turnpike 500 miles; Ohio Turnpike 241 miles; Oklahoma, Turner Turnpike 87 miles, and Will Rogers Turnpike 88 miles; Pennsylvania Turnpike system 469 miles; Texas, Dallas-Fort Worth Turnpike 30 miles; and the West Virginia Turnpike 88 miles.

# EXISTING RURAL AND MUNICIPAL MILEAGE IN THE UNITED STATES-1957

## CLASSIFIED BY SYSTEM AND TYPE OF SURFACE

Compiled for end of calendar year from reports of State and local authorities

TABLE M-2, 1957  
ISSUED DECEMBER 1958

| SYSTEM  | NONSURFACED MILEAGE <sup>1/</sup> |             | SURFACED MILEAGE <sup>2/</sup> |                 |                            |                        | TOTAL EXISTING MILEAGE |
|---|-----------------------------------|-------------|--------------------------------|-----------------|----------------------------|------------------------|------------------------|
|   | A<br>B                            | C           | D<br>E                         | F<br>G-1<br>H-1 | G-2<br>H-2<br>I, J<br>K, L | TOTAL SURFACED MILEAGE |                        |
|   | 1,000 miles                       | 1,000 miles | 1,000 miles                    | 1,000 miles     | 1,000 miles                | 1,000 miles            | 1,000 miles            |
| <b>Rural Mileage:</b>   |                                   |             |                                |                 |                            |                        |                        |
| <b>Under State control:</b>                                   |                                   |             |                                |                 |                            |                        |                        |
| State primary systems   | 1                                 | 4           | 30                             | 135             | 221                        | 386                    | 391                    |
| State secondary systems                                       | 5                                 | 2           | 24                             | 41              | 25                         | 90                     | 97                     |
| County roads under State control <sup>3/</sup>                | 16                                | 12          | 56                             | 41              | 10                         | 107                    | 135                    |
| State parks, forests, reservations, etc. <sup>4/</sup>        | 1                                 | 5           | 2                              | 1               | 4                          | 7                      | 13                     |
| Total   | <u>23</u>                         | <u>23</u>   | <u>112</u>                     | <u>218</u>      | <u>260</u>                 | <u>590</u>             | <u>636</u>             |
| <b>Under local control:</b>                                   |                                   |             |                                |                 |                            |                        |                        |
| County roads  | 312                               | 376         | 784                            | 193             | 61                         | 1,038                  | 1,726                  |
| Town and township roads                                       | 111                               | 85          | 288                            | 62              | 15                         | 365                    | 561                    |
| Other local roads   | 30                                | 6           | 5                              | 1               | -                          | 6                      | 42                     |
| Total   | <u>453</u>                        | <u>467</u>  | <u>1,077</u>                   | <u>256</u>      | <u>76</u>                  | <u>1,409</u>           | <u>2,329</u>           |
| <b>Under Federal control:</b>                                 |                                   |             |                                |                 |                            |                        |                        |
| National parks, forests, reservations, etc. <sup>4/</sup>     | 34                                | 43          | 18                             | 2               | 2                          | 22                     | 99                     |
| <b>Total Rural Mileage</b>                                    | <b>510</b>                        | <b>533</b>  | <b>1,207</b>                   | <b>476</b>      | <b>338</b>                 | <b>2,021</b>           | <b>3,064</b>           |
| <b>Municipal Mileage:</b>                                     |                                   |             |                                |                 |                            |                        |                        |
| <b>Under State control:</b>                                   |                                   |             |                                |                 |                            |                        |                        |
| Extensions of State primary systems                           | -                                 | -           | -                              | 6               | 31                         | 37                     | 37                     |
| Extensions of secondary roads under State control             | -                                 | -           | 1                              | 4               | 3                          | 8                      | 8                      |
| Total   | <u>-</u>                          | <u>-</u>    | <u>1</u>                       | <u>10</u>       | <u>34</u>                  | <u>45</u>              | <u>45</u>              |
| <b>Under local control:</b>                                   |                                   |             |                                |                 |                            |                        |                        |
| City streets  | 7                                 | 32          | 78                             | 106             | 121                        | 305                    | 344                    |
| <b>Total Municipal Mileage</b>                                | <b>7</b>                          | <b>32</b>   | <b>79</b>                      | <b>116</b>      | <b>155</b>                 | <b>350</b>             | <b>389</b>             |
| <b>TOTAL RURAL AND MUNICIPAL MILEAGE IN THE UNITED STATES</b> | <b>517</b>                        | <b>565</b>  | <b>1,286</b>                   | <b>592</b>      | <b>493</b>                 | <b>2,371</b>           | <b>3,453</b>           |

Mileage of Public Roads and Streets

<sup>1/</sup> Nonsurfaced includes A and B, primitive and unimproved, and C, graded and drained roads.  
<sup>2/</sup> Surface types in these columns are as follows: D, soil-surfaced; E, slag, gravel, or stone; F, bituminous surface treated; G-1, mixed bituminous; and H-1, bituminous penetration having a combined thickness of surface and base less than 7 inches, and/or low load-bearing capacity; G-2, mixed bituminous; and H-2, bituminous penetration having a combined thickness of surface and base 7 inches or more and/or a high load-bearing capacity; I, bituminous concrete and sheet asphalt; J, Portland cement concrete; K, brick; and L, block. Segregation of G and H surfaces according to thickness and load-bearing capacity is not uniform for all States. Where no segregation was reported for them, the mileage was classified as G-1 and H-1.  
<sup>3/</sup> County roads are under State control in Alabama (8 counties), Delaware, Nevada (390 miles), North Carolina, Virginia (all but 2 counties), and West Virginia.  
<sup>4/</sup> State and National park, forest, reservation, toll, and other roads that are not a part of the State or local systems.

EXISTING RURAL AND MUNICIPAL MILEAGE IN THE UNITED STATES-SUMMARY-1957  
CLASSIFIED BY TYPE OF SURFACE<sup>1</sup>

Compiled for end of calendar year from reports of State and local authorities

TABLE M-3, 1957  
ISSUED DECEMBER 1958

| STATE          | RURAL MILEAGE                      |                                |                 |                 |             |                        |                     | MUNICIPAL MILEAGE                  |                                |                 |                 |             |                        |                         | TOTAL NONSURFACED MILEAGE <sup>2/</sup> | TOTAL SURFACED MILEAGE | TOTAL EXISTING MILEAGE IN THE UNITED STATES |
|----------------|------------------------------------|--------------------------------|-----------------|-----------------|-------------|------------------------|---------------------|------------------------------------|--------------------------------|-----------------|-----------------|-------------|------------------------|-------------------------|---|------------------------|---|
|                | NON-SURFACED MILEAGE <sup>2/</sup> | SURFACED MILEAGE <sup>3/</sup> |                 |                 |             |                        | TOTAL RURAL MILEAGE | NON-SURFACED MILEAGE <sup>2/</sup> | SURFACED MILEAGE <sup>3/</sup> |                 |                 |             |                        | TOTAL MUNICIPAL MILEAGE |   |                        |   |
|                |                                    | D<br>E                         | F<br>G-1<br>H-1 | G-2<br>H-2<br>I | J<br>K<br>L | TOTAL SURFACED MILEAGE |                     |                                    | D<br>E                         | F<br>G-1<br>H-1 | G-2<br>H-2<br>I | J<br>K<br>L | TOTAL SURFACED MILEAGE |                         |   |                        |   |
| Alabama        | 14,410                             | 26,482                         | 15,312          | 5,662           | 294         | 47,790                 | 62,160              | 576                                | 2,704                          | 2,469           | 1,622           | 1,266       | 8,061                  | 8,637                   | 14,986                                  | 55,811                 | 70,797                                      |
| Arizona        | 17,502                             | 5,075                          | 4,288           | 2,808           | 190         | 12,361                 | 29,863              | 501                                | 2,603                          | 963             | 385             | 81          | 1,692                  | 2,193                   | 18,003                                  | 14,053                 | 32,056                                      |
| Arkansas       | 32,594                             | 31,852                         | 3,433           | 4,736           | 671         | 40,692                 | 73,286              | 496                                | 1,749                          | 1,652           | 886             | 584         | 4,871                  | 5,367                   | 33,090                                  | 45,563                 | 78,653                                      |
| California     | 40,472                             | 29,965                         | 29,617          | 8,275           | 2,494       | 70,351                 | 110,823             | 1,705                              | 1,217                          | 15,485          | 4/ 9,096        | 4/ 433      | 26,231                 | 27,936                  | 42,177                                  | 96,582                 | 138,759                                     |
| Colorado       | 41,889                             | 21,255                         | 135             | 7,813           | 393         | 29,596                 | 71,485              | 476                                | 1,398                          | 8               | 2,783           | 98          | 4,287                  | 4,763                   | 42,365                                  | 33,883                 | 76,248                                      |
| Connecticut    | 250                                | 1,483                          | 6,190           | 2,278           | 591         | 10,542                 | 10,800              | 19                                 | 51                             | 2,961           | 1,616           | 381         | 5,049                  | 5,068                   | 277                                     | 15,591                 | 15,868                                      |
| Delaware       | 593                                | 702                            | 1,497           | 579             | 507         | 3,285                  | 3,878               | 78                                 | 91                             | 281             | 154             | 86          | 572                    | 671                     | 3,857                                   | 4,528                  | 4,528                                       |
| Florida        | 21,922                             | 6,148                          | 14,566          | 4,820           | 480         | 26,014                 | 47,936              | 2,552                              | 1,792                          | 6,409           | 2,714           | 1,007       | 11,922                 | 14,474                  | 24,474                                  | 37,936                 | 62,410                                      |
| Georgia        | 46,065                             | 16,973                         | 13,279          | 5,416           | 1,505       | 37,173                 | 83,238              | 1,043                              | 4,858                          | 3,106           | 3,218           | 501         | 11,683                 | 12,726                  | 47,108                                  | 48,856                 | 95,964                                      |
| Idaho          | 17,318                             | 15,512                         | 4,778           | 2,499           | 32          | 22,821                 | 40,139              | 140                                | 813                            | 894             | 168             | 281         | 2,156                  | 2,296                   | 17,458                                  | 24,977                 | 42,435                                      |
| Illinois       | 9,984                              | 70,861                         | 9,157           | 3,367           | 8,979       | 92,364                 | 102,348             | 2,157                              | 6,233                          | 2,109           | 4/ 8,758        | 4/ 1,629    | 18,729                 | 20,886                  | 12,141                                  | 111,093                | 123,234                                     |
| Indiana        | 9,413                              | 49,280                         | 12,657          | 11,946          | 2,667       | 76,550                 | 85,963              | 762                                | 2,046                          | 4,583           | 646             | 5,563       | 12,838                 | 13,600                  | 10,175                                  | 89,388                 | 99,563                                      |
| Iowa           | 13,514                             | 75,854                         | 2,101           | 3,464           | 5,249       | 86,668                 | 100,182             | 894                                | 4,204                          | 2,647           | 244             | 3,831       | 10,926                 | 11,820                  | 14,408                                  | 97,594                 | 112,002                                     |
| Kansas         | 58,385                             | 22,474                         | 10,266          | 2,229           | 1,351       | 66,320                 | 124,705             | 356                                | 3,274                          | 1,419           | 1,493           | 1,758       | 7,944                  | 8,300                   | 58,741                                  | 74,264                 | 133,005                                     |
| Kentucky       | 19,408                             | 23,063                         | 10,375          | 6,315           | 660         | 40,413                 | 59,821              | 86                                 | 529                            | 1,277           | 1,424           | 3,349       | 3,349                  | 3,345                   | 19,494                                  | 43,762                 | 63,256                                      |
| Louisiana      | 10,592                             | 19,117                         | 21              | 8,044           | 1,807       | 28,989                 | 39,581              | 899                                | 2,697                          | 89              | 2,445           | 1,189       | 6,420                  | 7,319                   | 11,491                                  | 35,409                 | 46,900                                      |
| Maine          | 2,809                              | 5,713                          | 8,698           | 1,697           | 70          | 16,178                 | 18,987              | 25                                 | 152                            | 1,229           | 354             | 39          | 1,774                  | 1,799                   | 2,834                                   | 17,952                 | 20,786                                      |
| Maryland       | 637                                | 4,631                          | 5,661           | 5,316           | 1,554       | 17,162                 | 17,799              | 38                                 | 408                            | 876             | 1,620           | 221         | 3,125                  | 3,163                   | 675                                     | 20,287                 | 20,962                                      |
| Massachusetts  | 1,545                              | 7,759                          | 3,965           | 2,720           | 116         | 14,560                 | 16,105              | 216                                | 3,167                          | 1,471           | 4,399           | 9,341       | 9,557                  | 1,761                   | 9,557                                   | 25,662                 | 25,662                                      |
| Michigan       | 20,311                             | 48,104                         | 18,651          | 2,672           | 3,784       | 73,211                 | 93,522              | 1,031                              | 2,754                          | 4,896           | 3,750           | 3,187       | 14,587                 | 15,618                  | 21,342                                  | 87,798                 | 109,140                                     |
| Minnesota      | 19,902                             | 73,711                         | 8,394           | 5,171           | 2,638       | 89,914                 | 109,816             | 785                                | 3,903                          | 5,986           | 1,148           | 1,081       | 12,118                 | 12,903                  | 20,687                                  | 102,032                | 122,719                                     |
| Mississippi    | 17,708                             | 31,113                         | 8,125           | 1,957           | 1,957       | 39,992                 | 42,284              | 218                                | 1,085                          | 1,579           | 511             | 4,291       | 4,081                  | 4,299                   | 17,926                                  | 46,365                 | 64,231                                      |
| Missouri       | 13,241                             | 64,558                         | 15,801          | 1,454           | 3,428       | 85,241                 | 98,482              | 5/ 3,268                           | 5/ 110                         | 3,455           | 4,775           | 493         | 8,833                  | 12,011                  | 16,509                                  | 94,074                 | 110,583                                     |
| Montana        | 49,839                             | 15,925                         | 3,567           | 8,935           | 20          | 23,407                 | 73,246              | 316                                | 510                            | 312             | 398             | 246         | 1,258                  | 1,574                   | 50,155                                  | 24,665                 | 74,820                                      |
| Nebraska       | 50,684                             | 40,651                         | 4,021           | 756             | 1,206       | 46,634                 | 97,318              | 708                                | 2,602                          | 319             | 997             | 1,065       | 4,983                  | 5,691                   | 51,392                                  | 51,617                 | 103,009                                     |
| Nevada         | 23,460                             | 3,156                          | 1,099           | 3,140           | 1           | 7,396                  | 30,856              | 40                                 | 101                            | 463             | 75              | 6           | 645                    | 685                     | 23,500                                  | 8,041                  | 31,541                                      |
| New Hampshire  | 2,913                              | 3,633                          | 5,648           | 114             | 189         | 9,584                  | 12,497              | 16                                 | 97                             | 986             | 168             | 56          | 1,307                  | 1,323                   | 2,929                                   | 10,891                 | 13,820                                      |
| New Jersey     | 3,326                              | 4,920                          | 6,037           | 1,727           | 1,433       | 14,117                 | 17,443              | 555                                | 1,476                          | 4,438           | 4/ 4,593        | 4/ 842      | 11,349                 | 11,904                  | 3,881                                   | 25,466                 | 29,347                                      |
| New Mexico     | 49,311                             | 4,835                          | 2,370           | 4,958           | 25          | 18,188                 | 61,499              | 625                                | 810                            | 271             | 642             | 58          | 1,781                  | 2,406                   | 49,936                                  | 13,969                 | 63,905                                      |
| New York       | 14,203                             | 21,867                         | 23,366          | 18,112          | 10,196      | 73,541                 | 87,744              | 1,090                              | 1,618                          | 7,026           | 4/ 7,305        | 4/ 783      | 16,732                 | 17,822                  | 15,293                                  | 90,273                 | 105,566                                     |
| North Carolina | 11,726                             | 22,789                         | 20,534          | 12,605          | 1,543       | 57,471                 | 69,197              | 1,410                              | 1,794                          | 5/ 890          | 5/ 1,230        | 6/ 4,470    | 8,384                  | 9,794                   | 13,136                                  | 65,855                 | 78,991                                      |
| North Dakota   | 65,488                             | 43,050                         | 524             | 2,943           | 129         | 46,646                 | 112,134             | 504                                | 1,425                          | 146             | 288             | 93          | 1,952                  | 2,456                   | 65,992                                  | 48,598                 | 114,590                                     |
| Ohio           | 2,026                              | 32,773                         | 22,270          | 24,521          | 1,654       | 81,218                 | 83,244              | 136                                | 2,042                          | 5,223           | 5,501           | 3,845       | 16,611                 | 16,747                  | 2,162                                   | 97,829                 | 99,951                                      |
| Oklahoma       | 42,128                             | 38,202                         | 6,519           | 4,278           | 2,433       | 51,432                 | 93,560              | 1,231                              | 2,782                          | 804             | 1,519           | 1,603       | 6,708                  | 7,939                   | 43,359                                  | 58,140                 | 101,499                                     |
| Oregon         | 24,170                             | 22,013                         | 6,001           | 6,779           | 329         | 35,122                 | 59,292              | 648                                | 1,431                          | 1,129           | 1,754           | 181         | 4,495                  | 5,143                   | 24,818                                  | 39,617                 | 64,435                                      |
| Pennsylvania   | 25,119                             | 20,706                         | 13,375          | 5,834           | 5,834       | 66,789                 | 91,908              | 1,973                              | 58                             | 1,767           | 9,016           | 2,972       | 13,613                 | 15,786                  | 27,092                                  | 80,602                 | 107,694                                     |
| Rhode Island   | 124                                | 514                            | 630             | 380             | 157         | 1,681                  | 1,805               | 285                                | 158                            | 1,062           | 770             | 87          | 2,077                  | 2,362                   | 409                                     | 3,758                  | 4,167                                       |
| South Carolina | 23,803                             | 3,108                          | 20,031          | 1,462           | 1,210       | 25,811                 | 49,614              | 1,341                              | 33                             | 2,772           | 707             | 176         | 5,029                  | 25,144                  | 29,499                                  | 54,643                 |   |
| South Dakota   | 44,491                             | 39,173                         | 1,918           | 3,783           | 422         | 45,296                 | 89,787              | 233                                | 1,521                          | 632             | 97              | 195         | 2,445                  | 2,678                   | 44,724                                  | 47,741                 | 92,465                                      |
| Tennessee      | 4,790                              | 39,457                         | 14,809          | 5,485           | 884         | 60,635                 | 65,425              | 113                                | 1,248                          | 113             | 4/ 3,466        | 4/ 140      | 4,967                  | 5,080                   | 4,903                                   | 65,602                 | 70,505                                      |
| Texas          | 84,732                             | 49,732                         | 47,077          | 10,718          | 2,910       | 110,437                | 195,149             | 6,933                              | 8,033                          | 12,231          | 4/ 5,126        | 4/ 682      | 26,072                 | 33,005                  | 91,645                                  | 136,509                | 228,154                                     |
| Utah           | 14,211                             | 8,106                          | 1,792           | 1,792           | 87          | 13,761                 | 27,972              | 328                                | 1,247                          | 1,239           | 770             | 97          | 3,353                  | 3,681                   | 17,114                                  | 31,653                 |   |
| Vermont        | 2,546                              | 7,271                          | 2,016           | 1,060           | 56          | 10,403                 | 12,949              | 7                                  | 160                            | 476             | 158             | 43          | 837                    | 844                     | 2,553                                   | 11,240                 | 13,793                                      |
| Virginia       | 2,243                              | 20,254                         | 23,888          | 3,553           | 423         | 48,118                 | 50,361              | 204                                | 240                            | 1,087           | 3,862           | 141         | 5,330                  | 5,534                   | 2,447                                   | 53,448                 | 55,895                                      |
| Washington     | 12,762                             | 21,387                         | 14,151          | 2,189           | 1,462       | 39,189                 | 51,951              | 1,145                              | 1,160                          | 1,454           | 4/ 2,781        | 4/ 176      | 5,571                  | 6,716                   | 13,907                                  | 44,760                 | 58,667                                      |
| West Virginia  | 12,805                             | 9,997                          | 3,806           | 5,751           | 743         | 20,297                 | 33,102              | 311                                | 751                            | 450             | 781             | 693         | 2,675                  | 2,986                   | 13,116                                  | 22,972                 | 36,088                                      |
| Wisconsin      | 7,575                              | 46,440                         | 22,162          | 7,000           | 3,211       | 78,813                 | 86,388              | 343                                | 1,951                          | 4,310           | 2,383           | 1,932       | 10,576                 | 10,919                  | 7,118                                   | 89,389                 | 97,307                                      |
| Wyoming        | 37,687                             | 5,124                          | 1,819           | 3,941           | -           | 10,884                 | 48,571              | 86                                 | 490                            | 176             | 165             | 14          | 845                    | 931                     | 37,773                                  | 11,729                 | 49,502                                      |
| Dist. of Col.  | -                                  | -                              | -               | -               | -           | -                      | -                   | 176                                | -                              | 157             | 680             | 23          | 1,074                  | 1,250                   | 176                                     | 1,074                  | 1,250                                       |
| Total          | 1,042,614                          | 1,206,768                      | 476,397         | 260,170         | 77,974      | 2,021,309              | 3,063,923           | 39,078                             | 79,236                         | 115,777         | 109,441         | 45,663      | 350,117                | 389,195                 | 1,081,692                               | 2,371,426              | 3,453,118                                   |

Highway Statistics, 1957

1/ For more detail of surface types by systems, see table series SM for 1957 and Table IM-O.

2/ Non-surfaced mileage includes primitive, unimproved, and graded and drained roads.

3/ Surface types indicated by symbols in these columns are as follows: D, soil-surfaced; E, slag, gravel, or stone; F, bituminous surface treated; G-1, mixed bituminous, and H-1, bituminous penetration having a combined thickness of surface and base less than 7 inches and/or low load-bearing capacity; G-2, mixed bituminous, and H-2, bituminous penetration having a combined thickness of surface and base 7 inches or more and/or a high load-bearing capacity; I, bituminous concrete and sheet asphalt; J, Portland cement concrete; K, brick; and L, block. Segregation of G and H surfaces according to thickness and load-bearing capacity is not uniform for all States. Where no segregation was reported for them, the mileage was classified as G-1 and H-1.

4/ Some J, K, and L surfaces included with G-2, H-2, and I surfaces.

5/ Non-surfaced includes some D and E surfaces.

6/ Some F, G-1, H-1, and G-2, H-2, I surfaces are included with J, K, and L surfaces.

Mileage of Public Roads and Streets

MILEAGE SUMMARY OF EXISTING STATE AND LOCAL ROADS AND STREETS IN THE UNITED STATES-1957  
(SEGREGATED ACCORDING TO FEDERAL-AID SYSTEMS AND NON-FEDERAL-AID MILEAGE)

TABLE M-21, 1957  
ISSUED DECEMBER 1958

| STATE OR LOCAL ROAD SYSTEM                                   | FEDERAL-AID PRIMARY HIGHWAY SYSTEM |               | FEDERAL-AID SECONDARY HIGHWAY SYSTEM |               | NOT ON FEDERAL-AID SYSTEMS | TOTAL            |
|--|------------------------------------|---------------|--------------------------------------|---------------|----------------------------|------------------|
|  | RURAL                              | URBAN         | RURAL                                | URBAN         |                            |                  |
| State primary highway system:                                |                                    |               |                                      |               |                            |                  |
| Rural  | 200,652                            | 3,220         | 157,435                              | 833           | 29,257                     | 391,397          |
| Municipal 5,000 and over                                     | 158                                | 13,233        | 25                                   | 2,809         | 2,318                      | 18,543           |
| Municipal under 5,000  | 11,563                             | 340           | 6,162                                | 59            | 1,018                      | 19,142           |
| Subtotal   | 212,373                            | 16,793        | 163,622                              | 3,701         | 32,593                     | 429,082          |
| State secondary highway system:                              |                                    |               |                                      |               |                            |                  |
| Rural  | 610                                | 32            | 55,288                               | 204           | 40,317                     | 96,451           |
| Municipal 5,000 and over                                     | -                                  | 132           | 2                                    | 563           | 1,478                      | 2,175            |
| Municipal under 5,000  | 23                                 | -             | 1,333                                | 5             | 1,789                      | 3,150            |
| Subtotal   | 633                                | 164           | 56,623                               | 772           | 43,584                     | 101,776          |
| Local roads under State control:                             |                                    |               |                                      |               |                            |                  |
| Rural  | 44                                 | -             | 42,097                               | 17            | 92,943                     | 135,101          |
| Municipal 5,000 and over                                     | -                                  | 25            | -                                    | 197           | 329                        | 551              |
| Municipal under 5,000  | 8                                  | -             | 488                                  | -             | 1,169                      | 1,665            |
| Subtotal   | 52                                 | 25            | 42,585                               | 214           | 94,441                     | 137,317          |
| Total State highways   | 213,058                            | 16,982        | 262,830                              | 4,687         | 170,618                    | 668,175          |
| County roads   | 870                                | 134           | 261,439                              | 2,670         | 1,474,578                  | 1,739,691        |
| Town, township and other local                               | 161                                | 111           | 5,143                                | 270           | 597,676                    | 603,361          |
| City streets   | 23                                 | 1,272         | 3,448                                | 2,573         | 322,588                    | 329,904          |
| Roads not overlapping State, county, or other local systems: |                                    |               |                                      |               |                            |                  |
| State park, forest, and reservation roads                    | 34                                 | 256           | 22                                   | 8             | 10,392                     | 10,712           |
| National park, forest, and reservation roads                 | 165                                | 9             | 156                                  | -             | 98,190                     | 98,520           |
| Toll and other roads   | 1,681                              | 312           | 3                                    | 1             | 758                        | 2,755            |
| <b>TOTAL EXISTING MILEAGE</b>                                | <b>215,992</b>                     | <b>19,076</b> | <b>533,041</b>                       | <b>10,209</b> | <b>2,674,800</b>           | <b>3,453,118</b> |

# FEDERAL AID

## FEDERAL-AID SYSTEM MILEAGE

The Federal-aid system mileages reported in tables of this section include existing roads and streets that form the present traveled way. Since a large portion of the Interstate System and some mileages of the other Federal-aid systems will be built on new locations, roads now serving the traffic and paralleling these projected locations are included in the tables as the traveled way. This is necessary, particularly in the case of the Interstate and Federal-aid primary systems, to show the physical characteristics and to indicate the progress of improving the roads of a connected system. Some projected routes, of course, do not parallel an existing rural road or street, and therefore no traveled-way mileage can be reported for those sections.

As of January 1, 1958, the total traveled way (mileage in use) of the Federal-aid primary highway system, including mileage of the National System of Interstate and Defense Highways, consisted of 216,901 miles of rural roads and 19,214 miles of urban streets, or a total of 235,068 miles. (An additional 2,681 miles of the Federal-aid primary highway system are in Hawaii, Puerto Rico, and Alaska.) Approximately 98 percent of the Federal-aid primary highway system mileage is located on the State highway systems and comprises about 35 percent of all State system mileages.

The 237,749 miles of the Federal-aid primary system reported here are 18,584 miles less than that of the officially designated system of 256,333 miles given in the Annual Report of the Bureau of Public Roads, Fiscal Year 1958. Similarly, the Federal-aid secondary system (traveled way) mileage of 547,433 is 5,906 miles less than the officially designated system. The designated systems shown in the Bureau's Annual Report consist of Interstate and primary and secondary routes proposed but not yet built, plus the mileage of officially designated highways now in use. The mileages reported here include only the traveled portions of the systems.

Practically all Federal-aid mileage overlaps the State and local road systems, the extent of which is shown in tables M-21 and FM-21. Construction data and characteristics of Federal-aid mileage such as surface types, surface widths, lanes, and average daily traffic volumes are given on pages 168-183.

Mileage built on Federal-aid systems totaled 42,076 miles in 1957. A summary of mileage built, classified by system and surface type, follows:

| Surface types                      | Federal-aid primary | Federal-aid secondary |
|------------------------------------|---------------------|-----------------------|
| Graded and drained . . . . .       | 90                  | 609                   |
| Soil-surfaced and gravel . . . . . | 365                 | 5,761                 |
| Low-type bituminous . . . . .      | 2,185               | 12,784                |
| High-type bituminous . . . . .     | 9,807               | 8,541                 |
| Portland cement concrete . . . . . | <u>1,662</u>        | <u>272</u>            |
| Total . . . . .                    | 14,109              | 27,967                |

## INTERSTATE SYSTEM MILEAGE

Mileage data for the National System of Interstate and Defense Highways (a part of the Federal-aid primary highway system) are available for the second year. A comparison of the mileage (traveled way), by surface types, for 1956 and 1957 is as follows:

| Surface types                      | 1956          | 1957          |
|------------------------------------|---------------|---------------|
| Graded and drained . . . . .       | 13            | 11            |
| Soil-surfaced . . . . .            | 61            | 45            |
| Low-type bituminous . . . . .      | 2,632         | 2,662         |
| High-type bituminous . . . . .     | 23,532        | 24,920        |
| Portland cement concrete . . . . . | <u>12,052</u> | <u>11,989</u> |
| Total . . . . .                    | 38,290        | 39,627        |

Shown below is a comparison of the surfaced mileage of the Interstate System, by traffic lanes, for 1956 and 1957:

|                                       | 1956         | 1957         |
|---------------------------------------|--------------|--------------|
| 2-lane highways . . . . .             | 28,446       | 28,168       |
| 3-lane highways . . . . .             | 1,281        | 1,286        |
| 4 or more lanes (undivided) . . . . . | 2,040        | 2,225        |
| 4 or more lanes (divided):            |              |              |
| No access control . . . . .           | 3,267        | 3,617        |
| Partial access control . . . . .      | 1,377        | 1,547        |
| Full access control . . . . .         | <u>1,866</u> | <u>2,773</u> |
| Total . . . . .                       | 38,277       | 39,616       |

## CURRENT FEDERAL-AID CONSTRUCTION

During the 1958 fiscal year, the Federal-Aid Highway Act of 1956 was amended by the Federal-Aid Highway Act of 1958 to provide (1) increased Interstate System authorizations for the fiscal years 1959, 1960, and 1961, (2) authorizations of primary, secondary,



and urban funds for the fiscal years 1960 and 1961, and (3) authorization of a special fund of \$400 million for immediate apportionment to the States for primary, secondary, and urban highway construction. The apportionment of \$2,875 million authorized by the 1956 act for fiscal year 1959 was made on August 1, 1957. Additional apportionments, under the provisions of the 1958 act, of \$200 million of Interstate funds for 1959 and \$400 million of special funds (for primary, secondary, and urban highways) were made on April 16, 1958.

A summary of authorizations of the major Federal highway funds is not included in this bulletin, but the amounts authorized by the 1956 and prior acts can be found in "Highway Statistics, Summary to 1955," on page 143. Federal-aid apportionments for fiscal year 1959 are shown on page 196. Amounts apportioned to the States pursuant to authorizations for a fiscal year are not to be confused with payments to the States for work completed. (The payments of Federal funds during 1957 appear as income for the States in table SF-1 and in other tables of the SF series in the highway finance section of this bulletin.) Although an apportionment of Federal-aid funds is normally made each year, considerable flexibility in expending the funds is permitted in order to allow the States sufficient time for orderly planning and budgeting of their highway construction programs.

Federal funds are available for expenditure only on the designated Federal-aid systems and, except for Interstate funds authorized by the 1956 and 1958 acts and also the special funds authorized by the 1958 act, must be matched generally by an equal amount of State or local funds. Interstate funds authorized by the 1956 and 1958 acts are available on a 90-percent Federal, 10-percent State basis. The 1958 act special funds of \$400 million for primary, secondary, and urban highways, to be matched on a two-thirds Federal, one-third State basis, must be placed under contract by

December 1, 1958, with work scheduled for completion by December 1, 1959.

Federal-aid funds may not be expended for maintenance. The cost of most Federal-aid projects is paid initially out of State funds, or in some cases by cities, counties, or other local governments. The Federal share is paid as reimbursement to the States as work progresses, with final payment made upon completion of the project.

The increase in construction unit costs in recent years is shown in the table on page 197. Percentage distributions by Federal-aid systems of the costs of principal types of work and materials, supplies, labor, equipment, etc., are given in tables on page 198. Cost trends of highway maintenance and operation and average hourly wage rates on Federal-aid projects are reported on pages 199 and 200.

Federal-aid highway construction completed during 1957 totaled 22,424 miles: 6,907 miles on the rural primary system, 1,049 miles in urban areas, and 14,468 miles on the secondary system in rural areas. Federal construction on the forest highway system amounted to 190 miles. Details of this construction are given on pages 184 and 185. The mileage is not additive to that shown in the SMB series of tables (mileage built by State highway departments), but is included in the total of 53,235 miles built during the year as reported in table SMB-1.

The percentage distribution by systems of costs, including right-of-way acquisition and surveys and design, on Federal-aid projects completed during the calendar year 1957 is as follows:

|                                     |           |
|-------------------------------------|-----------|
| Primary-rural, Interstate . . . . . | 12        |
| Primary-rural, all other . . . . .  | 30        |
| Urban-Interstate . . . . .          | 14        |
| Urban, all other . . . . .          | 20        |
| Federal-aid secondary . . . . .     | <u>24</u> |
| Total . . . . .                     | 100       |

## EXISTING MILEAGE OF FEDERAL-AID HIGHWAY SYSTEMS

## CLASSIFIED BY SYSTEM

Compiled in cooperation with  
State highway departments

Data as of December 31, 1957

TABLE FM-1, 1957  
ISSUED DECEMBER 1958

| STATE<br>OR<br>TERRITORY | INTERSTATE HIGHWAY SYSTEM |       |        | TOTAL FEDERAL-AID HIGHWAY SYSTEMS 1/     |        |         |   |        |         | STATE<br>OR<br>TERRITORY |                                     |
|--------------------------|---------------------------|-------|--------|--|--------|---------|---|--------|---------|--------------------------|-------------------------------------|
|                          |                           |       |        | FEDERAL-AID PRIMARY<br>HIGHWAY SYSTEM 2/ |        |         | FEDERAL-AID SECONDARY<br>HIGHWAY SYSTEM |        |         |                          | TOTAL<br>FEDERAL-<br>AID<br>SYSTEMS |
|                          | RURAL                     | URBAN | TOTAL  | RURAL                                    | URBAN  | TOTAL   | RURAL                                   | URBAN  | TOTAL   |                          |                                     |
| Alabama                  | 774                       | 122   | 896    | 4,777                                    | 477    | 5,254   | 17,741                                  | 380    | 18,121  | 23,375                   | Alabama                             |
| Arizona                  | 1,181                     | 39    | 1,220  | 2,394                                    | 65     | 2,459   | 3,634                                   | 168    | 3,802   | 6,261                    | Arizona                             |
| Arkansas                 | 456                       | 60    | 516    | 3,181                                    | 186    | 3,367   | 13,819                                  | 115    | 13,934  | 17,301                   | Arkansas                            |
| California               | 1,627                     | 538   | 2,165  | 5,936                                    | 1,110  | 7,046   | 9,936                                   | 563    | 10,499  | 17,545                   | California                          |
| Colorado                 | 615                       | 28    | 643    | 3,887                                    | 116    | 4,003   | 3,991                                   | 46     | 4,037   | 8,040                    | Colorado                            |
| Connecticut              | 154                       | 121   | 275    | 774                                      | 264    | 1,038   | 972                                     | 126    | 1,098   | 2,136                    | Connecticut                         |
| Delaware                 | 32                        | 6     | 38     | 490                                      | 43     | 533     | 1,402                                   | 17     | 1,419   | 1,952                    | Delaware                            |
| Florida                  | 928                       | 109   | 1,037  | 3,814                                    | 394    | 4,208   | 12,191                                  | 288    | 12,479  | 16,687                   | Florida                             |
| Georgia                  | 973                       | 133   | 1,106  | 7,041                                    | 403    | 7,444   | 13,223                                  | 162    | 13,385  | 20,829                   | Georgia                             |
| Idaho                    | 619                       | 28    | 647    | 2,970                                    | 70     | 3,040   | 4,702                                   | 40     | 4,742   | 7,782                    | Idaho                               |
| Illinois                 | 1,346                     | 291   | 1,637  | 9,209                                    | 1,144  | 10,353  | 11,648                                  | 180    | 11,828  | 22,181                   | Illinois                            |
| Indiana                  | 896                       | 183   | 1,079  | 4,304                                    | 542    | 4,846   | 15,791                                  | 216    | 16,007  | 20,853                   | Indiana                             |
| Iowa                     | 610                       | 85    | 695    | 9,034                                    | 532    | 9,566   | 32,847                                  | 250    | 33,097  | 42,663                   | Iowa                                |
| Kansas                   | 697                       | 91    | 788    | 7,219                                    | 387    | 7,606   | 22,823                                  | 142    | 22,965  | 30,571                   | Kansas                              |
| Kentucky                 | 586                       | 85    | 671    | 3,608                                    | 253    | 3,861   | 14,969                                  | 128    | 15,097  | 18,958                   | Kentucky                            |
| Louisiana                | 581                       | 110   | 691    | 2,393                                    | 246    | 2,639   | 7,548                                   | 126    | 7,674   | 10,313                   | Louisiana                           |
| Maine                    | 275                       | 24    | 299    | 1,563                                    | 123    | 1,686   | 2,239                                   | 55     | 2,294   | 3,980                    | Maine                               |
| Maryland                 | 198                       | 89    | 287    | 1,630                                    | 276    | 1,906   | 5,923                                   | 218    | 6,141   | 8,047                    | Maryland                            |
| Massachusetts            | 192                       | 148   | 340    | 1,375                                    | 764    | 2,139   | 1,673                                   | 540    | 2,213   | 4,352                    | Massachusetts                       |
| Michigan                 | 864                       | 173   | 1,037  | 5,923                                    | 550    | 6,473   | 24,296                                  | 268    | 24,564  | 31,037                   | Michigan                            |
| Minnesota                | 747                       | 172   | 919    | 7,389                                    | 566    | 7,955   | 19,199                                  | 150    | 19,349  | 27,304                   | Minnesota                           |
| Mississippi              | 565                       | 119   | 684    | 5,497                                    | 306    | 5,803   | 13,438                                  | 116    | 13,554  | 19,357                   | Mississippi                         |
| Missouri                 | 979                       | 124   | 1,103  | 7,884                                    | 371    | 8,255   | 22,048                                  | 75     | 22,123  | 30,378                   | Missouri                            |
| Montana                  | 1,208                     | 28    | 1,236  | 5,845                                    | 85     | 5,930   | 4,857                                   | 18     | 4,875   | 10,805                   | Montana                             |
| Nebraska                 | 460                       | 23    | 483    | 5,066                                    | 139    | 5,205   | 12,916                                  | 34     | 12,950  | 18,155                   | Nebraska                            |
| Nevada                   | 529                       | 11    | 540    | 2,163                                    | 33     | 2,196   | 2,510                                   | 12     | 2,522   | 4,718                    | Nevada                              |
| New Hampshire            | 172                       | 32    | 204    | 1,068                                    | 117    | 1,185   | 1,546                                   | 46     | 1,592   | 2,777                    | New Hampshire                       |
| New Jersey               | 125                       | 161   | 286    | 1,072                                    | 643    | 1,715   | 1,543                                   | 510    | 2,053   | 3,768                    | New Jersey                          |
| New Mexico               | 963                       | 45    | 1,008  | 3,763                                    | 143    | 3,906   | 5,229                                   | 47     | 5,276   | 9,182                    | New Mexico                          |
| New York                 | 817                       | 397   | 1,214  | 8,802                                    | 1,742  | 10,544  | 16,980                                  | 1,575  | 18,555  | 29,099                   | New York                            |
| North Carolina           | 637                       | 70    | 707    | 6,392                                    | 425    | 6,817   | 24,044                                  | 266    | 24,310  | 31,127                   | North Carolina                      |
| North Dakota             | 564                       | 24    | 588    | 3,646                                    | 54     | 3,700   | 13,360                                  | 18     | 13,378  | 17,078                   | North Dakota                        |
| Ohio                     | 1,139                     | 289   | 1,428  | 6,662                                    | 1,058  | 7,720   | 16,857                                  | 449    | 17,306  | 25,026                   | Ohio                                |
| Oklahoma                 | 723                       | 76    | 799    | 7,264                                    | 372    | 7,636   | 11,712                                  | 126    | 11,838  | 19,474                   | Oklahoma                            |
| Oregon                   | 639                       | 63    | 702    | 3,706                                    | 189    | 3,895   | 5,528                                   | 71     | 5,599   | 9,494                    | Oregon                              |
| Pennsylvania             | 1,272                     | 327   | 1,599  | 6,360                                    | 1,178  | 7,538   | 12,333                                  | 925    | 13,258  | 20,796                   | Pennsylvania                        |
| Rhode Island             | 23                        | 46    | 69     | 251                                      | 213    | 464     | 273                                     | 121    | 394     | 858                      | Rhode Island                        |
| South Carolina           | 694                       | 51    | 745    | 4,418                                    | 283    | 4,701   | 14,056                                  | 146    | 14,202  | 18,903                   | South Carolina                      |
| South Dakota             | 701                       | 25    | 726    | 5,372                                    | 82     | 5,454   | 11,828                                  | 19     | 11,847  | 17,301                   | South Dakota                        |
| Tennessee                | 946                       | 91    | 1,037  | 5,131                                    | 303    | 5,434   | 10,060                                  | 49     | 10,109  | 15,543                   | Tennessee                           |
| Texas                    | 2,435                     | 395   | 2,830  | 14,574                                   | 1,218  | 15,792  | 27,399                                  | 436    | 27,835  | 43,627                   | Texas                               |
| Utah                     | 693                       | 46    | 739    | 2,154                                    | 89     | 2,243   | 3,463                                   | 62     | 3,525   | 5,768                    | Utah                                |
| Vermont                  | 308                       | 34    | 342    | 1,180                                    | 64     | 1,244   | 1,765                                   | 23     | 1,788   | 3,032                    | Vermont                             |
| Virginia                 | 890                       | 137   | 1,027  | 4,260                                    | 392    | 4,652   | 17,881                                  | 184    | 18,065  | 22,717                   | Virginia                            |
| Washington               | 484                       | 124   | 608    | 3,373                                    | 295    | 3,668   | 9,874                                   | 248    | 10,122  | 13,790                   | Washington                          |
| West Virginia            | 357                       | 57    | 414    | 2,288                                    | 192    | 2,480   | 10,577                                  | 91     | 10,668  | 13,148                   | West Virginia                       |
| Wisconsin                | 433                       | 58    | 491    | 5,517                                    | 423    | 5,940   | 18,272                                  | 277    | 18,549  | 24,489                   | Wisconsin                           |
| Wyoming                  | 983                       | 25    | 1,008  | 3,373                                    | 35     | 3,408   | 2,125                                   | 11     | 2,136   | 5,544                    | Wyoming                             |
| Dist. of Col.            | -                         | 24    | 24     | -  | 121    | 121     | -                                       | 76     | 76      | 197                      | Dist. of Col.                       |
| Subtotal                 | 34,090                    | 5,537 | 39,627 | 215,992                                  | 19,076 | 235,068 | 533,041                                 | 10,209 | 543,250 | 778,318                  | Subtotal                            |
| Hawaii                   | -                         | -     | -      | 477                                      | 26     | 503     | 581                                     | 9      | 590     | 1,093                    | Hawaii                              |
| Puerto Rico              | -                         | -     | -      | 432                                      | 112    | 544     | 994                                     | 40     | 1,034   | 1,578                    | Puerto Rico                         |
| Total                    | 34,090                    | 5,537 | 39,627 | 216,901                                  | 19,214 | 236,115 | 534,616                                 | 10,258 | 544,874 | 780,989                  | Total                               |

1/ Does not include the following Alaska mileage data: Federal-aid primary rural 1,623 miles, urban 11 miles; Federal-aid secondary rural 2,553 miles, urban 6 miles. No further details concerning Alaska mileage are available for 1957.

2/ Figures include mileage of the Interstate system.

**EXISTING MILEAGE OF FEDERAL-AID HIGHWAY SYSTEMS**  
**CLASSIFIED BY TYPE OF SURFACE**

TABLE FM-2, 1957  
 SHEET 1 OF 2  
 ISSUED DECEMBER 1958

Compiled in cooperation with  
 State highway departments

Data as of December 31, 1957

| STATE OR TERRITORY | FEDERAL-AID PRIMARY HIGHWAY SYSTEM - RURAL |                     |           |           |        |                        |                     | FEDERAL-AID PRIMARY HIGHWAY SYSTEM - URBAN |                     |           |           |       |                        |                     | TOTAL NON-SURFACED MILEAGE 1/ | TOTAL SURFACED MILEAGE | TOTAL FEDERAL-AID PRIMARY SYSTEM | STATE OR TERRITORY |
|--------------------|--|---------------------|-----------|-----------|--------|------------------------|---------------------|--|---------------------|-----------|-----------|-------|------------------------|---------------------|-------------------------------|------------------------|----------------------------------|--------------------|
|                    | NON-SURFACED MILEAGE 1/                    | SURFACED MILEAGE 2/ |           |           |        |                        | TOTAL RURAL MILEAGE | NON-SURFACED MILEAGE 1/                    | SURFACED MILEAGE 2/ |           |           |       |                        | TOTAL URBAN MILEAGE |                               |                        |                                  |                    |
|                    |  | D E                 | F G-1 E-1 | G-2 H-2 I | J K L  | TOTAL SURFACED MILEAGE |                     |  | D E                 | F G-1 H-1 | G-2 H-2 I | J K L | TOTAL SURFACED MILEAGE |                     |                               |                        |                                  |                    |
| Alabama            | 3  | 6                   | 670       | 3,929     | 169    | 4,774                  | 4,777               | -  | -                   | 6         | 431       | 40    | 477                    | 477                 | 3                             | 5,251                  | 5,254                            | Alabama            |
| Arizona            | -  | -                   | 654       | 1,681     | 59     | 2,394                  | 2,394               | -  | -                   | 1         | 54        | 10    | 65                     | 65                  | -                             | 2,459                  | 2,459                            | Arizona            |
| Arkansas           | 2  | 18                  | 156       | 2,412     | 593    | 3,179                  | 3,181               | -  | -                   | 6         | 125       | 55    | 186                    | 186                 | 2                             | 3,365                  | 3,367                            | Arkansas           |
| California         | -  | 150                 | 881       | 4,076     | 829    | 5,936                  | 5,936               | -  | -                   | 15        | 672       | 423   | 1,110                  | 1,110               | -                             | 7,046                  | 7,046                            | California         |
| Colorado           | -  | 17                  | -         | 3,556     | 314    | 3,887                  | 3,887               | -  | -                   | -         | 97        | 19    | 116                    | 116                 | -                             | 4,003                  | 4,003                            | Colorado           |
| Connecticut        | -  | -                   | 22        | 333       | 419    | 774                    | 774                 | -  | -                   | 7         | 120       | 137   | 264                    | 264                 | -                             | 1,038                  | 1,038                            | Connecticut        |
| Delaware           | -  | -                   | 29        | 241       | 490    | 740                    | 740                 | -  | -                   | 1         | 26        | 16    | 43                     | 43                  | -                             | 533                    | 533                              | Delaware           |
| Florida            | -  | -                   | 1,010     | 2,566     | 238    | 3,814                  | 3,814               | 1  | -                   | 39        | 274       | 80    | 393                    | 394                 | 1                             | 4,207                  | 4,208                            | Florida            |
| Georgia            | 18   | 13                  | 1,602     | 3,978     | 1,430  | 7,023                  | 7,041               | -  | 1                   | 15        | 243       | 144   | 403                    | 403                 | 18                            | 7,426                  | 7,444                            | Georgia            |
| Idaho              | 124  | 23                  | 849       | 1,944     | 30     | 2,846                  | 2,970               | -  | -                   | 3         | 62        | 5     | 70                     | 70                  | 124                           | 2,916                  | 2,916                            | Idaho              |
| Illinois           | 3  | 128                 | 427       | 2,721     | 5,930  | 9,206                  | 9,209               | -  | 8                   | 11        | 602       | 523   | 1,144                  | 1,144               | 3                             | 10,350                 | 10,353                           | Illinois           |
| Indiana            | -  | -                   | 2         | 3,015     | 1,287  | 4,304                  | 4,304               | -  | -                   | -         | 339       | 203   | 542                    | 542                 | -                             | 4,846                  | 4,846                            | Indiana            |
| Iowa               | -  | 833                 | 773       | 2,225     | 5,203  | 9,034                  | 9,034               | -  | 3                   | 7         | 120       | 402   | 532                    | 532                 | -                             | 9,566                  | 9,566                            | Iowa               |
| Kansas             | -  | 10                  | 4,186     | 1,943     | 1,080  | 7,219                  | 7,219               | -  | -                   | 28        | 140       | 219   | 387                    | 387                 | -                             | 7,606                  | 7,606                            | Kansas             |
| Kentucky           | -  | 32                  | 239       | 2,829     | 508    | 3,608                  | 3,608               | -  | -                   | 5         | 195       | 53    | 253                    | 253                 | -                             | 3,861                  | 3,861                            | Kentucky           |
| Louisiana          | -  | -                   | -         | 1,291     | 1,102  | 2,393                  | 2,393               | -  | -                   | -         | 116       | 130   | 246                    | 246                 | -                             | 2,639                  | 2,639                            | Louisiana          |
| Maine              | -  | -                   | 420       | 1,083     | 60     | 1,563                  | 1,563               | -  | -                   | 5         | 114       | 4     | 123                    | 123                 | -                             | 1,686                  | 1,686                            | Maine              |
| Maryland           | -  | -                   | 59        | 1,085     | 486    | 1,630                  | 1,630               | -  | -                   | -         | 194       | 82    | 276                    | 276                 | -                             | 1,906                  | 1,906                            | Maryland           |
| Massachusetts      | -  | -                   | 166       | 1,130     | 79     | 1,375                  | 1,375               | -  | -                   | 26        | 657       | 81    | 764                    | 764                 | -                             | 2,139                  | 2,139                            | Massachusetts      |
| Michigan           | -  | 111                 | 1,143     | 2,038     | 2,631  | 5,923                  | 5,923               | -  | -                   | 6         | 313       | 231   | 550                    | 550                 | -                             | 6,473                  | 6,473                            | Michigan           |
| Minnesota          | -  | 41                  | 1,028     | 3,458     | 2,862  | 7,389                  | 7,389               | -  | -                   | 46        | 301       | 219   | 566                    | 566                 | -                             | 7,955                  | 7,955                            | Minnesota          |
| Mississippi        | 14   | 420                 | 2,492     | 754       | 1,817  | 5,483                  | 5,497               | -  | -                   | 54        | 66        | 186   | 306                    | 306                 | 14                            | 5,789                  | 5,803                            | Mississippi        |
| Missouri           | -  | 25                  | 3,543     | 1,356     | 2,960  | 7,884                  | 7,884               | -  | -                   | 9         | 97        | 265   | 371                    | 371                 | -                             | 8,255                  | 8,255                            | Missouri           |
| Montana            | 175  | 112                 | 2,413     | 3,132     | 13     | 5,670                  | 5,670               | 4  | 1                   | 16        | 54        | 10    | 81                     | 85                  | 179                           | 5,930                  | 5,930                            | Montana            |
| Nebraska           | -  | 671                 | 2,643     | 661       | 1,091  | 5,066                  | 5,066               | -  | 3                   | 4         | 46        | 86    | 139                    | 139                 | -                             | 5,205                  | 5,205                            | Nebraska           |
| Nevada             | -  | -                   | -         | 2,162     | 1      | 2,163                  | 2,163               | 1  | -                   | -         | 32        | -     | 32                     | 33                  | 1                             | 2,195                  | 2,196                            | Nevada             |
| New Hampshire      | -  | -                   | 734       | 101       | 173    | 1,068                  | 1,068               | -  | -                   | 40        | 48        | 29    | 117                    | 117                 | -                             | 1,185                  | 1,185                            | New Hampshire      |
| New Jersey         | 7  | -                   | 2         | 306       | 757    | 1,065                  | 1,072               | 5  | -                   | 1         | 217       | 420   | 638                    | 643                 | 12                            | 1,703                  | 1,715                            | New Jersey         |
| New Mexico         | 16   | 9                   | 506       | 3,122     | 30     | 3,747                  | 3,763               | 1  | 2                   | -         | 132       | 8     | 142                    | 143                 | 17                            | 3,889                  | 3,906                            | New Mexico         |
| New York           | -  | 135                 | 2,286     | 3,167     | 3,214  | 8,802                  | 8,802               | -  | 3                   | 70        | 495       | 1,174 | 1,742                  | 1,742               | -                             | 10,544                 | 10,544                           | New York           |
| North Carolina     | -  | -                   | 1,362     | 3,888     | 1,142  | 6,392                  | 6,392               | 1  | -                   | 27        | 303       | 94    | 424                    | 425                 | 1                             | 6,816                  | 6,817                            | North Carolina     |
| North Dakota       | 16   | 626                 | 250       | 2,618     | 136    | 3,630                  | 3,646               | -  | -                   | 6         | 28        | 20    | 54                     | 54                  | 16                            | 3,684                  | 3,700                            | North Dakota       |
| Ohio               | -  | -                   | 92        | 5,564     | 1,006  | 6,662                  | 6,662               | 10   | -                   | 4         | 800       | 244   | 1,048                  | 1,058               | 10                            | 7,710                  | 7,720                            | Ohio               |
| Oklahoma           | 69   | 255                 | 2,006     | 2,710     | 2,224  | 7,195                  | 7,264               | 8  | -                   | 25        | 146       | 179   | 364                    | 372                 | 77                            | 7,559                  | 7,636                            | Oklahoma           |
| Oregon             | -  | -                   | 635       | 2,908     | 163    | 3,706                  | 3,706               | -  | -                   | -         | 121       | 68    | 189                    | 189                 | -                             | 3,895                  | 3,895                            | Oregon             |
| Pennsylvania       | -  | 7                   | 86        | 3,457     | 2,810  | 6,360                  | 6,360               | -  | -                   | 15        | 548       | 615   | 1,178                  | 1,178               | -                             | 7,538                  | 7,538                            | Pennsylvania       |
| Rhode Island       | -  | -                   | 3         | 105       | 143    | 251                    | 251                 | -  | -                   | 2         | 151       | 60    | 213                    | 213                 | -                             | 464                    | 464                              | Rhode Island       |
| South Carolina     | -  | -                   | 2,149     | 1,222     | 1,044  | 4,415                  | 4,418               | -  | -                   | 46        | 179       | 58    | 283                    | 283                 | 3                             | 4,698                  | 4,701                            | South Carolina     |
| South Dakota       | 3  | 552                 | 1,298     | 3,085     | 437    | 5,372                  | 5,372               | -  | -                   | 10        | 17        | 55    | 82                     | 82                  | -                             | 5,454                  | 5,454                            | South Dakota       |
| Tennessee          | -  | 20                  | 889       | 3,413     | 809    | 5,131                  | 5,131               | -  | -                   | 13        | 222       | 68    | 303                    | 303                 | -                             | 5,434                  | 5,434                            | Tennessee          |
| Texas              | -  | 14                  | 4,465     | 7,954     | 2,141  | 14,574                 | 14,574              | -  | -                   | 101       | 684       | 433   | 1,218                  | 1,218               | -                             | 15,792                 | 15,792                           | Texas              |
| Utah               | 12   | 66                  | 2,005     | 2,142     | 44     | 2,154                  | 2,154               | -  | -                   | 2         | 81        | 6     | 89                     | 89                  | 12                            | 2,243                  | 2,243                            | Utah               |
| Vermont            | -  | 3                   | 242       | 875       | 60     | 1,180                  | 1,180               | -  | -                   | 2         | 55        | 7     | 64                     | 64                  | -                             | 1,244                  | 1,244                            | Vermont            |
| Virginia           | -  | -                   | 1,354     | 2,557     | 349    | 4,260                  | 4,260               | -  | -                   | 72        | 211       | 109   | 392                    | 392                 | -                             | 4,652                  | 4,652                            | Virginia           |
| Washington         | 10   | 26                  | 2,013     | 727       | 597    | 3,363                  | 3,373               | -  | -                   | 10        | 144       | 141   | 295                    | 295                 | 10                            | 3,658                  | 3,668                            | Washington         |
| West Virginia      | -  | -                   | 70        | 1,803     | 415    | 2,288                  | 2,288               | -  | -                   | 2         | 137       | 53    | 192                    | 192                 | -                             | 2,480                  | 2,480                            | West Virginia      |
| Wisconsin          | -  | -                   | 288       | 2,677     | 2,552  | 5,517                  | 5,517               | -  | -                   | 6         | 193       | 224   | 423                    | 423                 | -                             | 5,940                  | 5,940                            | Wisconsin          |
| Wyoming            | 17   | -                   | 571       | 2,783     | 2      | 3,356                  | 3,373               | -  | -                   | 1         | 30        | 4     | 35                     | 35                  | 17                            | 3,391                  | 3,408                            | Wyoming            |
| Dist. of Col.      | -  | -                   | -         | -         | -      | -                      | -                   | -  | -                   | -         | 89        | 32    | 121                    | 121                 | -                             | 121                    | 121                              | Dist. of Col.      |
| Subtotal           | 489  | 4,284               | 46,914    | 112,625   | 51,680 | 215,503                | 215,992             | 31   | 35                  | 765       | 10,521    | 7,724 | 19,045                 | 19,076              | 520                           | 234,548                | 235,068                          | Subtotal           |
| Hawaii             | 2  | 3                   | 35        | 435       | 2      | 475                    | 477                 | -  | -                   | 1         | 25        | -     | 26                     | 26                  | 2                             | 501                    | 503                              | Hawaii             |
| Puerto Rico        | 2  | -                   | 234       | 162       | 34     | 430                    | 432                 | -  | -                   | 30        | 62        | 20    | 112                    | 112                 | -                             | 542                    | 544                              | Puerto Rico        |
| Total              | 493  | 4,287               | 47,183    | 113,222   | 51,716 | 216,408                | 216,901             | 31   | 35                  | 796       | 10,608    | 7,744 | 19,183                 | 19,214              | 524                           | 235,591                | 236,115                          | Total              |

Federal Aid

## EXISTING MILEAGE OF FEDERAL-AID HIGHWAY SYSTEMS CLASSIFIED BY TYPE OF SURFACE

TABLE FM-2, 1957  
SHEET 2 OF 2  
ISSUED DECEMBER 1958

Compiled in cooperation with  
State highway departments

Data as of December 31, 1957

| STATE OR TERRITORY | FEDERAL-AID SECONDARY HIGHWAY SYSTEM - RURAL |                     |           |           |        |                        |                           |                     | FEDERAL-AID SECONDARY HIGHWAY SYSTEM - URBAN |                     |           |           |       |                        |                           |                     | TOTAL NON-SURFACED MILEAGE 1/ | TOTAL SURFACED MILEAGE | SURFACE TYPE NOT REPORTED | TOTAL FEDERAL-AID SECONDARY SYSTEM | STATE OR TERRITORY |
|--------------------|--|---------------------|-----------|-----------|--------|------------------------|---------------------------|---------------------|--|---------------------|-----------|-----------|-------|------------------------|---------------------------|---------------------|-------------------------------|------------------------|---------------------------|------------------------------------|--------------------|
|                    | NON-SURFACED MILEAGE 1/                      | SURFACED MILEAGE 2/ |           |           |        |                        | SURFACE TYPE NOT REPORTED | TOTAL RURAL MILEAGE | NON-SURFACED MILEAGE 1/                      | SURFACED MILEAGE 2/ |           |           |       |                        | SURFACE TYPE NOT REPORTED | TOTAL URBAN MILEAGE |                               |                        |                           |                                    |                    |
|                    |  | D E                 | F G-1 H-1 | G-2 H-2 I | J K L  | TOTAL SURFACED MILEAGE |                           |                     |  | D E                 | F G-1 H-1 | G-2 H-2 I | J K L | TOTAL SURFACED MILEAGE |                           |                     |                               |                        |                           |                                    |                    |
| Alabama            | 440  | 4,663               | 10,802    | 1,718     | 118    | 17,301                 | -                         | 17,741              | 9  | 20                  | 219       | 92        | 40    | 371                    | -                         | 380                 | 449                           | 17,672                 | -                         | 18,121                             | Alabama            |
| Arizona            | 501  | 601                 | 1,516     | 905       | 111    | 3,133                  | -                         | 3,634               | -  | -                   | 35        | 121       | 12    | 168                    | -                         | 168                 | 501                           | 3,301                  | -                         | 3,802                              | Arizona            |
| Arkansas           | 616  | 7,806               | 2,821     | 2,471     | 105    | 13,203                 | -                         | 13,819              | -  | 7                   | 14        | 74        | 20    | 115                    | -                         | 115                 | 616                           | 13,318                 | -                         | 13,934                             | Arkansas           |
| California         | 140  | 1,926               | 4,191     | 2,947     | 732    | 9,796                  | -                         | 9,936               | 7  | 76                  | 194       | 234       | 52    | 556                    | -                         | 563                 | 147                           | 10,352                 | -                         | 10,499                             | California         |
| Colorado           | 91   | 1,225               | 57        | 2,584     | 34     | 3,900                  | -                         | 3,991               | -  | -                   | -         | 43        | 3     | 46                     | -                         | 46                  | 91                            | 3,946                  | -                         | 4,037                              | Colorado           |
| Connecticut        | -  | -                   | 215       | 672       | 85     | 972                    | -                         | 972                 | -  | -                   | 24        | 63        | 39    | 126                    | -                         | 126                 | -                             | 1,098                  | -                         | 1,098                              | Connecticut        |
| Delaware           | 34   | 94                  | 834       | 171       | 269    | 1,368                  | -                         | 1,402               | -  | -                   | 6         | 3         | 8     | 17                     | -                         | 17                  | 34                            | 1,385                  | -                         | 1,419                              | Delaware           |
| Florida            | 59   | 83                  | 6,623     | 1,754     | 84     | 8,544                  | 3,568                     | 12,191              | -  | -                   | 78        | 147       | 17    | 242                    | 46                        | 288                 | 59                            | 8,786                  | 3,634                     | 12,479                             | Florida            |
| Georgia            | 2,092  | 1,361               | 8,333     | 1,236     | 201    | 11,131                 | -                         | 13,223              | -  | -                   | -         | 162       | -     | 162                    | -                         | 162                 | 2,092                         | 11,293                 | -                         | 13,385                             | Georgia            |
| Idaho              | 388  | 1,739               | 1,595     | 930       | -      | 4,314                  | -                         | 4,702               | -  | -                   | 26        | 14        | -     | 40                     | -                         | 40                  | 388                           | 4,354                  | -                         | 4,742                              | Idaho              |
| Illinois           | 45   | 5,170               | 4,801     | 328       | 1,304  | 11,603                 | -                         | 11,648              | -  | 3                   | 43        | 52        | 82    | 180                    | -                         | 180                 | 45                            | 11,783                 | -                         | 11,828                             | Illinois           |
| Indiana            | 1  | 7,635               | 2,567     | 4,762     | 826    | 15,790                 | -                         | 15,791              | -  | 14                  | 32        | 108       | 62    | 216                    | -                         | 216                 | 1                             | 16,006                 | -                         | 16,007                             | Indiana            |
| Iowa               | 670  | 29,233              | 1,475     | 1,260     | 209    | 32,177                 | -                         | 32,847              | 1  | 110                 | 79        | 12        | 48    | 249                    | -                         | 250                 | 671                           | 32,426                 | -                         | 33,097                             | Iowa               |
| Kansas             | 912  | 16,610              | 4,985     | 192       | 124    | 21,911                 | -                         | 22,823              | -  | 22                  | 42        | 39        | 39    | 142                    | -                         | 142                 | 912                           | 22,053                 | -                         | 22,965                             | Kansas             |
| Kentucky           | -  | 2,339               | 5,233     | 3,230     | 160    | 10,962                 | 4,007                     | 14,969              | -  | -                   | 10        | 67        | 7     | 84                     | 44                        | 128                 | -                             | 11,046                 | 4,051                     | 15,097                             | Kentucky           |
| Louisiana          | 16   | 1,806               | -         | 4,943     | 763    | 7,532                  | -                         | 7,548               | -  | 2                   | -         | 69        | 55    | 126                    | -                         | 126                 | 16                            | 7,658                  | -                         | 7,674                              | Louisiana          |
| Maine              | -  | 5                   | 1,712     | 518       | 4      | 2,239                  | -                         | 2,239               | -  | -                   | 22        | 30        | 3     | 55                     | -                         | 55                  | -                             | 2,294                  | -                         | 2,294                              | Maine              |
| Maryland           | -  | 14                  | 596       | 1,154     | 649    | 2,373                  | 3,550                     | 5,923               | -  | -                   | 12        | 80        | 34    | 126                    | -                         | 126                 | -                             | 2,499                  | 3,642                     | 6,141                              | Maryland           |
| Massachusetts      | -  | 1                   | 1,078     | 583       | 11     | 1,673                  | -                         | 1,673               | -  | -                   | 209       | 313       | 18    | 540                    | -                         | 540                 | -                             | 2,213                  | -                         | 2,213                              | Massachusetts      |
| Michigan           | 40   | 534                 | 1,566     | 312       | 319    | 2,731                  | 21,525                    | 24,296              | -  | 1                   | -         | 25        | 21    | 53                     | 215                       | 268                 | 40                            | 24,784                 | 21,740                    | 24,564                             | Michigan           |
| Minnesota          | 302  | 10,005              | 5,036     | 3,807     | 49     | 18,897                 | -                         | 19,199              | -  | 5                   | 108       | 22        | 15    | 150                    | -                         | 150                 | 302                           | 19,047                 | -                         | 19,349                             | Minnesota          |
| Mississippi        | 584  | 9,278               | 3,394     | 62        | 120    | 12,854                 | -                         | 13,438              | -  | 12                  | 85        | 2         | 17    | 116                    | -                         | 116                 | 584                           | 12,970                 | -                         | 13,554                             | Mississippi        |
| Missouri           | 249  | 11,139              | 10,348    | 64        | 248    | 21,799                 | -                         | 22,048              | -  | 10                  | 31        | 8         | 27    | 75                     | -                         | 75                  | 249                           | 21,874                 | -                         | 22,123                             | Missouri           |
| Montana            | 899  | 2,550               | 585       | 823       | -      | 3,958                  | -                         | 4,857               | 1  | 1                   | 39        | 6         | 2     | 17                     | -                         | 18                  | 900                           | 3,975                  | -                         | 4,875                              | Montana            |
| Nebraska           | 1,570  | 9,725               | 1,455     | 39        | 127    | 11,346                 | -                         | 12,916              | 1  | 4                   | 3         | 12        | 14    | 33                     | -                         | 34                  | 1,571                         | 11,379                 | -                         | 12,950                             | Nebraska           |
| Nevada             | 128  | 447                 | 942       | 593       | -      | 2,382                  | -                         | 2,510               | -  | 1                   | 7         | 4         | -     | 12                     | -                         | 12                  | 128                           | 2,394                  | -                         | 2,522                              | Nevada             |
| New Hampshire      | 1  | 48                  | 1,468     | 9         | 20     | 1,545                  | -                         | 1,546               | -  | -                   | 34        | 9         | 3     | 46                     | -                         | 46                  | -                             | 1,591                  | -                         | 1,592                              | New Hampshire      |
| New Jersey         | -  | -                   | 5         | 1,498     | 40     | 1,543                  | -                         | 1,543               | -  | -                   | 501       | 3         | 510   | -                      | 510                       | -                   | -                             | 501                    | -                         | 2,053                              | New Jersey         |
| New Mexico         | 1,036  | 1,012               | 1,498     | 1,682     | 1      | 4,193                  | -                         | 5,229               | -  | 3                   | 6         | 34        | 4     | 47                     | -                         | 47                  | 1,036                         | 4,240                  | -                         | 5,276                              | New Mexico         |
| New York           | -  | 147                 | 1,917     | 937       | 710    | 3,711                  | 13,269                    | 16,980              | -  | 1                   | 90        | 88        | 111   | 290                    | 1,285                     | 1,575               | -                             | 4,001                  | 14,554                    | 18,555                             | New York           |
| North Carolina     | 844  | 2,960               | 13,639    | 6,210     | 391    | 23,200                 | -                         | 24,044              | 1  | 1                   | 79        | 153       | 32    | 265                    | -                         | 266                 | 845                           | 23,465                 | -                         | 24,310                             | North Carolina     |
| North Dakota       | 1,244  | 11,507              | 211       | 392       | 6      | 12,116                 | -                         | 13,360              | -  | -                   | 3         | 15        | -     | 18                     | -                         | 18                  | 1,244                         | 12,134                 | -                         | 13,378                             | North Dakota       |
| Ohio               | 10   | 1,348               | 5,085     | 10,067    | 347    | 16,847                 | -                         | 16,857              | -  | 4                   | 49        | 308       | 88    | 449                    | -                         | 449                 | 10                            | 17,296                 | -                         | 17,306                             | Ohio               |
| Oklahoma           | 1,206  | 6,366               | 2,935     | 1,064     | 141    | 10,506                 | -                         | 11,712              | -  | 8                   | 15        | 59        | 44    | 126                    | -                         | 126                 | 1,206                         | 10,632                 | -                         | 11,838                             | Oklahoma           |
| Oregon             | 34   | 1,116               | 1,478     | 2,770     | 130    | 5,494                  | -                         | 5,528               | -  | -                   | 7         | 51        | 13    | 71                     | -                         | 71                  | 34                            | 5,565                  | -                         | 5,599                              | Oregon             |
| Pennsylvania       | 26   | 187                 | 2,495     | 8,117     | 1,508  | 12,307                 | -                         | 12,333              | 2  | 2                   | 151       | 495       | 275   | 923                    | -                         | 925                 | 26                            | 13,230                 | -                         | 13,258                             | Pennsylvania       |
| Rhode Island       | -  | -                   | 110       | 159       | 4      | 273                    | -                         | 273                 | -  | -                   | 33        | 81        | 7     | 121                    | -                         | 121                 | -                             | 394                    | -                         | 394                                | Rhode Island       |
| South Carolina     | 2,061  | 429                 | 11,107    | 242       | 217    | 11,995                 | -                         | 14,056              | 1  | -                   | 82        | 52        | 11    | 145                    | -                         | 146                 | 2,062                         | 12,140                 | -                         | 14,202                             | South Carolina     |
| South Dakota       | 1,156  | 9,490               | 726       | 450       | 6      | 10,672                 | -                         | 11,828              | -  | 6                   | 5         | 5         | 3     | 19                     | -                         | 19                  | 1,156                         | 10,691                 | -                         | 11,847                             | South Dakota       |
| Tennessee          | -  | 59                  | 1,717     | 1,096     | 49     | 2,921                  | 7,139                     | 10,060              | -  | -                   | 9         | 36        | 4     | 49                     | -                         | 49                  | -                             | 2,970                  | 7,139                     | 10,109                             | Tennessee          |
| Texas              | 5  | 2                   | 23,272    | 3,409     | 711    | 27,394                 | -                         | 27,399              | -  | -                   | 165       | 215       | 56    | 436                    | -                         | 436                 | 5                             | 27,830                 | -                         | 27,835                             | Texas              |
| Utah               | 306  | 909                 | 707       | 1,498     | 43     | 3,157                  | -                         | 3,463               | -  | -                   | 3         | 56        | 3     | 62                     | -                         | 62                  | 306                           | 3,219                  | -                         | 3,525                              | Utah               |
| Vermont            | -  | 443                 | 1,032     | 287       | 3      | 1,765                  | -                         | 1,765               | -  | -                   | 11        | 5         | 7     | 23                     | -                         | 23                  | -                             | 1,788                  | -                         | 1,788                              | Vermont            |
| Virginia           | 39   | 8,626               | 14,474    | 699       | 43     | 17,842                 | -                         | 17,881              | -  | 4                   | 132       | 42        | 6     | 184                    | -                         | 184                 | 39                            | 18,026                 | -                         | 18,065                             | Virginia           |
| Washington         | 3  | 60                  | 2,041     | 230       | 272    | 2,603                  | 7,268                     | 9,874               | -  | 1                   | 8         | 44        | 16    | 69                     | 179                       | 248                 | 3                             | 2,672                  | 7,447                     | 10,122                             | Washington         |
| West Virginia      | 939  | 2,868               | 2,740     | 3,654     | 282    | 9,544                  | 94                        | 10,577              | -  | -                   | 34        | 6         | 40    | 51                     | -                         | 91                  | 939                           | 9,584                  | 145                       | 10,668                             | West Virginia      |
| Wisconsin          | 1  | 13                  | 2,176     | 2,617     | 598    | 5,404                  | 12,867                    | 18,272              | -  | -                   | 19        | 42        | 41    | 102                    | 175                       | 277                 | 1                             | 5,506                  | 13,042                    | 18,549                             | Wisconsin          |
| Wyoming            | 201  | 260                 | 671       | 993       | -      | 1,924                  | -                         | 2,125               | -  | 2                   | 5         | 4         | -     | 11                     | -                         | 11                  | 201                           | 1,935                  | -                         | 2,136                              | Wyoming            |
| Dist. of Col.      | -  | -                   | -         | -         | -      | -                      | -                         | -                   | -  | -                   | 5         | 45        | 31    | 76                     | -                         | 76                  | -                             | 76                     | -                         | 76                                 | Dist. of Col.      |
| Subtotal           | 18,889                                       | 167,889             | 174,224   | 86,538    | 12,194 | 442,845                | 73,307                    | 533,041             | 23   | 311                 | 2,227     | 4,176     | 1,405 | 8,099                  | 2,087                     | 10,209              | 18,912                        | 448,944                | 75,394                    | 543,250                            | Subtotal           |
| Hawaii             | 107  | 46                  | 100       | 328       | -      | 474                    | -                         | 581                 | -  | -                   | -         | 9         | -     | 9                      | -                         | 9                   | 107                           | 483                    | -                         | 590                                | Hawaii             |
| Puerto Rico        | 23   | 28                  | 888       | 53        | 2      | 971                    | -                         | 994                 | -  | -                   | 30        | 7         | 3     | 40                     | -                         | 40                  | 23                            | 1,011                  | -                         | 1,034                              | Puerto Rico        |
| Total              | 19,019                                       | 167,963             | 175,212   | 86,919    | 12,196 | 442,890                | 73,307                    | 534,616             | 23   | 311                 | 2,237     | 4,192     | 1,408 | 8,148                  | 2,087                     | 10,258              | 19,042                        | 450,438                | 75,394                    | 544,874                            | Total              |

1/ Non-surfaced mileage includes primitive and unimproved, and graded and drained roads.  
2/ Surface types in these columns are as follows: D, soil-surfaced; E, slag, gravel, or stone; F, bituminous surface treated; G-1, mixed bituminous; H-1, bituminous penetration having a combined thickness of surface and base less than 7 inches, and/or low load-bearing capacity; G-2, mixed bituminous; and H-2,

bituminous penetration having a combined thickness of surface and base 7 inches or more and/or a high load-bearing capacity; I, bituminous concrete and sheet asphalt; J, Portland cement concrete; K, brick; and L, block. Segregation of G and H surfaces according to thickness and load-bearing capacity is not uniform for all States. Where no segregation was reported for them, the mileage was classified as G-1 and H-1.



## Highway Statistics, 1957

EXISTING SURFACED MILEAGE  
FEDERAL-AID PRIMARY HIGHWAY SYSTEM-URBAN<sup>1/</sup>

CLASSIFIED BY WIDTH

Compiled in cooperation with  
State highway departments

Data as of December 31, 1957

TABLE FM-9, 1957  
ISSUED DECEMBER 1958

| STATE<br>OR<br>TERRITORY | WIDTH IN FEET      |       |       |       |       |       |       |                | TOTAL<br>SURFACED<br>MILEAGE | STATE<br>OR<br>TERRITORY |
|--------------------------|--------------------|-------|-------|-------|-------|-------|-------|----------------|------------------------------|--------------------------|
|                          | LESS<br>THAN<br>20 | 20-21 | 22-23 | 24-26 | 27-35 | 36-43 | 44-47 | 48 AND<br>OVER |                              |                          |
| Alabama                  | 8                  | 81    | 36    | 79    | 35    | 59    | 37    | 142            | 477                          | Alabama                  |
| Arizona                  | -                  | -     | 1     | 3     | 1     | 6     | 1     | 53             | 65                           | Arizona                  |
| Arkansas                 | 15                 | 17    | 14    | 39    | 28    | 44    | 7     | 22             | 186                          | Arkansas                 |
| California               | 8                  | 47    | 28    | 32    | 43    | 113   | 127   | 722            | 1,110                        | California               |
| Colorado                 | -                  | 1     | 1     | 7     | 5     | 9     | 4     | 89             | 116                          | Colorado                 |
| Connecticut              | 7                  | 37    | 19    | 15    | 24    | 75    | 23    | 64             | 264                          | Connecticut              |
| Delaware                 | 1                  | 3     | 4     | 3     | 8     | 12    | 2     | 10             | 43                           | Delaware                 |
| Florida                  | 4                  | 23    | 22    | 68    | 32    | 54    | 37    | 153            | 393                          | Florida                  |
| Georgia                  | 26                 | 59    | 25    | 40    | 50    | 89    | 11    | 103            | 403                          | Georgia                  |
| Idaho                    | 2                  | 3     | 1     | 16    | 5     | 17    | 3     | 23             | 70                           | Idaho                    |
| Illinois                 | 74                 | 82    | 55    | 59    | 92    | 403   | 65    | 314            | 1,144                        | Illinois                 |
| Indiana                  | 12                 | 22    | 60    | 42    | 81    | 161   | 14    | 150            | 542                          | Indiana                  |
| Iowa                     | 61                 | 61    | 19    | 122   | 63    | 66    | 49    | 91             | 532                          | Iowa                     |
| Kansas                   | 21                 | 23    | 45    | 57    | 23    | 50    | 45    | 123            | 387                          | Kansas                   |
| Kentucky                 | 18                 | 21    | 25    | 17    | 34    | 86    | 14    | 38             | 253                          | Kentucky                 |
| Louisiana                | 28                 | 12    | 8     | 48    | 20    | 64    | 15    | 51             | 246                          | Louisiana                |
| Maine                    | -                  | 14    | 6     | 15    | 21    | 32    | 18    | 17             | 123                          | Maine                    |
| Maryland                 | 12                 | 19    | 17    | 33    | 29    | 38    | 14    | 114            | 276                          | Maryland                 |
| Massachusetts            | 16                 | 20    | 2     | 70    | 151   | 205   | 56    | 244            | 764                          | Massachusetts            |
| Michigan                 | -                  | 55    | 40    | 5     | 35    | 128   | 85    | 202            | 550                          | Michigan                 |
| Minnesota                | 4                  | 48    | 13    | 92    | 65    | 82    | 54    | 208            | 566                          | Minnesota                |
| Mississippi              | 10                 | 107   | 21    | 24    | 20    | 39    | 15    | 70             | 306                          | Mississippi              |
| Missouri                 | 23                 | 46    | 15    | 62    | 28    | 84    | 11    | 102            | 371                          | Missouri                 |
| Montana                  | 3                  | 10    | 4     | 14    | 10    | 8     | 2     | 30             | 81                           | Montana                  |
| Nebraska                 | 1                  | 13    | 3     | 22    | 15    | 24    | 4     | 57             | 139                          | Nebraska                 |
| Nevada                   | -                  | 4     | 1     | 5     | -     | 1     | -     | 21             | 32                           | Nevada                   |
| New Hampshire            | 13                 | 19    | 4     | 33    | 18    | 10    | 5     | 15             | 117                          | New Hampshire            |
| New Jersey               | 11                 | 94    | 3     | 12    | 70    | 126   | 45    | 277            | 638                          | New Jersey               |
| New Mexico               | -                  | 11    | 3     | 22    | 8     | 20    | 8     | 70             | 142                          | New Mexico               |
| New York                 | 59                 | 155   | 87    | 105   | 188   | 263   | 203   | 682            | 1,742                        | New York                 |
| North Carolina           | 11                 | 20    | 40    | 63    | 71    | 104   | 25    | 90             | 424                          | North Carolina           |
| North Dakota             | -                  | 6     | 6     | 12    | 10    | 5     | 3     | 12             | 54                           | North Dakota             |
| Ohio                     | 12                 | 41    | 22    | 82    | 196   | 304   | 66    | 325            | 1,048                        | Ohio                     |
| Oklahoma                 | 39                 | 30    | 36    | 43    | 25    | 67    | 11    | 113            | 364                          | Oklahoma                 |
| Oregon                   | 4                  | 7     | 8     | 8     | 11    | 27    | 30    | 94             | 189                          | Oregon                   |
| Pennsylvania             | 51                 | 48    | 87    | 97    | 286   | 213   | 101   | 295            | 1,178                        | Pennsylvania             |
| Rhode Island             | 15                 | 42    | 3     | 6     | 26    | 81    | 20    | 20             | 213                          | Rhode Island             |
| South Carolina           | 17                 | 10    | 13    | 46    | 37    | 70    | 19    | 71             | 283                          | South Carolina           |
| South Dakota             | -                  | 29    | 2     | 11    | 3     | 12    | 2     | 23             | 82                           | South Dakota             |
| Tennessee                | 10                 | 12    | 22    | 25    | 35    | 71    | 24    | 104            | 303                          | Tennessee                |
| Texas                    | 8                  | 55    | 50    | 208   | 76    | 209   | 73    | 539            | 1,218                        | Texas                    |
| Utah                     | 3                  | 1     | -     | 9     | 2     | 7     | 11    | 56             | 89                           | Utah                     |
| Vermont                  | 16                 | 8     | 4     | 4     | 9     | 11    | 4     | 8              | 64                           | Vermont                  |
| Virginia                 | 28                 | 20    | 16    | 15    | 93    | 107   | 40    | 73             | 392                          | Virginia                 |
| Washington               | 11                 | 34    | 6     | 30    | 10    | 49    | 36    | 119            | 295                          | Washington               |
| West Virginia            | 18                 | 31    | 9     | 22    | 47    | 34    | 11    | 20             | 192                          | West Virginia            |
| Wisconsin                | 9                  | 30    | 31    | 25    | 53    | 95    | 53    | 127            | 423                          | Wisconsin                |
| Wyoming                  | -                  | 4     | -     | 2     | 10    | 4     | 1     | 14             | 35                           | Wyoming                  |
| Dist. of Col.            | -                  | -     | -     | 1     | 10    | 24    | 14    | 72             | 121                          | Dist. of Col.            |
| Subtotal                 | 689                | 1,525 | 937   | 1,870 | 2,212 | 3,862 | 1,518 | 6,432          | 19,045                       | Subtotal                 |
| Hawaii                   | -                  | 2     | 2     | 2     | 3     | 3     | 1     | 13             | 26                           | Hawaii                   |
| Puerto Rico              | 20                 | 13    | 8     | 21    | 13    | 12    | 2     | 23             | 112                          | Puerto Rico              |
| Total                    | 709                | 1,540 | 947   | 1,893 | 2,228 | 3,877 | 1,521 | 6,468          | 19,183                       | Total                    |

<sup>1/</sup> Figures include mileage of Interstate System.

**EXISTING SURFACED MILEAGE OF THE FEDERAL-AID PRIMARY SYSTEM**  
**CLASSIFIED BY TRAFFIC LANES AND ACCESS CONTROL**

Compiled in cooperation with  
State highway departments

Data as of December 31, 1957

TABLE FM-11, 1957  
ISSUED DECEMBER 1958

| STATE OR TERRITORY | FEDERAL-AID PRIMARY HIGHWAY SYSTEM-RURAL |         |                    |         |  |         |       |                     |         | FEDERAL-AID PRIMARY HIGHWAY SYSTEM-URBAN |                    |         |  |                          |         |                     |       |        | TOTAL SURFACED MILEAGE | STATE OR TERRITORY |            |
|--------------------|--|---------|--------------------|---------|--|---------|-------|---------------------|---------|--|--------------------|---------|--|--------------------------|---------|---------------------|-------|--------|------------------------|--------------------|------------|
|                    | 2-LANES                                  | 3-LANES | ONE-WAY STREETS 1/ | 4-LANES | DIVIDED HIGHWAYS-4 OR MORE TRAFFIC LANES |         |       | TOTAL RURAL MILEAGE | 2-LANES | 3-LANES                                  | ONE-WAY STREETS 1/ | 4-LANES | DIVIDED HIGHWAYS-4 OR MORE TRAFFIC LANES |                          |         | TOTAL URBAN MILEAGE |       |        |                        |                    |            |
|                    |  |         |                    |         | DEGREE OF ACCESS CONTROL                 |         |       |                     |         |  |                    |         | TOTAL                                    | DEGREE OF ACCESS CONTROL |         |                     | TOTAL |        |                        |                    |            |
|                    |  |         |                    |         | NONE                                     | PARTIAL | FULL  |                     |         |  |                    |         |  | NONE                     | PARTIAL |                     |       | FULL   |                        |                    |            |
| Alabama            | 4,553                                    | -       | 1                  | 3       | 217                                      | -       | -     | 217                 | 4,774   | 358                                      | -                  | 2       | 9  | 42                       | 66      | -                   | 108   | 477    | 5,251                  | Alabama            |            |
| Arizona            | 2,261                                    | -       | 2                  | 45      | 83                                       | 3       | -     | 86                  | 2,394   | 6  | -                  | 2       | 39                                       | 9                        | 8       | 1                   | 18    | 65     | 2,459                  | Arizona            |            |
| Arkansas           | 3,159                                    | -       | -                  | 12      | -  | 8       | -     | 8                   | 3,179   | 130                                      | -                  | -       | 42                                       | -                        | 14      | -                   | 14    | 186    | 3,365                  | Arkansas           |            |
| California         | 4,760                                    | 60      | -                  | 106     | 173                                      | 669     | 168   | 1,010               | 5,936   | 167                                      | 36                 | 5       | 380                                      | 229                      | 75      | 218                 | 522   | 1,110  | 7,046                  | California         |            |
| Colorado           | 3,670                                    | -       | -                  | 17      | 26                                       | 154     | 20    | 200                 | 3,887   | 34                                       | -                  | 2       | 44                                       | 19                       | 9       | 8                   | 36    | 116    | 4,003                  | Colorado           |            |
| Connecticut        | 705                                      | -       | -                  | 15      | 25                                       | 21      | 8     | 54                  | 774     | 144                                      | -                  | 2       | 60                                       | 23                       | 2       | 33                  | 58    | 264    | 1,038                  | Connecticut        |            |
| Delaware           | 345                                      | 5       | -                  | 12      | 124                                      | 4       | -     | 128                 | 490     | 22                                       | 8                  | 4       | 7  | 2                        | -       | -                   | 2     | 43     | 533                    | Delaware           |            |
| Florida            | 3,432                                    | -       | -                  | 42      | 300                                      | -       | 40    | 340                 | 3,814   | 199                                      | -                  | -       | 81                                       | 106                      | 6       | 1                   | 113   | 393    | 4,207                  | Florida            |            |
| Georgia            | 6,923                                    | -       | -                  | -       | 100                                      | -       | -     | 100                 | 7,023   | 327                                      | -                  | -       | -  | 60                       | -       | 16                  | 76    | 403    | 7,426                  | Georgia            |            |
| Idaho              | 2,795                                    | -       | -                  | 39      | 1  | 11      | -     | 12                  | 2,846   | 38                                       | -                  | 5       | 19                                       | 2                        | 6       | -                   | 8     | 70     | 2,916                  | Idaho              |            |
| Illinois           | 8,626                                    | 25      | -                  | 220     | 101                                      | 226     | 8     | 335                 | 9,206   | 510                                      | 73                 | 17      | 363                                      | 125                      | 23      | 33                  | 181   | 1,144  | 10,350                 | Illinois           |            |
| Indiana            | 3,837                                    | -       | -                  | 1       | 343                                      | -       | 123   | 466                 | 4,304   | 427                                      | -                  | 10      | 1  | 63                       | -       | 41                  | 104   | 542    | 4,846                  | Indiana            |            |
| Iowa               | 9,007                                    | -       | -                  | 4       | -  | 23      | -     | 23                  | 9,034   | 455                                      | -                  | 4       | 55                                       | -                        | 18      | -                   | 18    | 532    | 9,566                  | Iowa               |            |
| Kansas             | 6,990                                    | -       | -                  | 22      | 37                                       | 2       | 168   | 207                 | 7,219   | 250                                      | -                  | -       | 77                                       | 21                       | 1       | 38                  | 60    | 387    | 7,606                  | Kansas             |            |
| Kentucky           | 3,490                                    | 14      | -                  | 26      | 39                                       | -       | 39    | 78                  | 3,608   | 165                                      | -                  | -       | 59                                       | 12                       | 10      | 7                   | 29    | 253    | 3,861                  | Kentucky           |            |
| Louisiana          | 2,228                                    | -       | -                  | 15      | 150                                      | -       | -     | 150                 | 2,393   | 115                                      | -                  | 2       | 56                                       | 73                       | -       | -                   | 73    | 246    | 2,639                  | Louisiana          |            |
| Maine              | 1,452                                    | 31      | -                  | 11      | 3  | -       | 66    | 69                  | 1,563   | 105                                      | 2                  | 1       | 4  | 2                        | -       | 9                   | 11    | 123    | 1,686                  | Maine              |            |
| Maryland           | 1,353                                    | 1       | -                  | 35      | 119                                      | 66      | 56    | 241                 | 1,630   | 180                                      | 1                  | 2       | 16                                       | 42                       | 4       | 31                  | 77    | 276    | 1,906                  | Maryland           |            |
| Massachusetts      | 605                                      | 353     | -                  | 158     | 35                                       | 27      | 197   | 299                 | 1,375   | 91                                       | 299                | -       | 166                                      | 82                       | 23      | 103                 | 208   | 764    | 2,139                  | Massachusetts      |            |
| Michigan           | 4,962                                    | 193     | -                  | 300     | 284                                      | 75      | 109   | 468                 | 5,923   | 99                                       | 63                 | -       | 269                                      | 84                       | 8       | 27                  | 119   | 550    | 6,473                  | Michigan           |            |
| Minnesota          | 7,123                                    | 37      | -                  | 20      | 22                                       | 187     | -     | 209                 | 7,389   | 298                                      | 42                 | 5       | 93                                       | 34                       | 94      | -                   | 128   | 566    | 7,955                  | Minnesota          |            |
| Mississippi        | 5,467                                    | -       | -                  | -       | 16                                       | -       | -     | 16                  | 5,483   | 232                                      | -                  | -       | -  | 74                       | -       | -                   | 74    | 306    | 5,789                  | Mississippi        |            |
| Missouri           | 7,362                                    | 99      | -                  | 64      | 98                                       | 248     | 13    | 359                 | 7,884   | 199                                      | 12                 | -       | 75                                       | 52                       | 22      | 11                  | 85    | 371    | 8,255                  | Missouri           |            |
| Montana            | 5,659                                    | -       | -                  | 5       | -  | 6       | -     | 6                   | 5,670   | 61                                       | -                  | 5       | 13                                       | -                        | 2       | -                   | 2     | 81     | 5,751                  | Montana            |            |
| Nebraska           | 4,630                                    | 351     | -                  | 70      | 9  | 6       | -     | 15                  | 5,066   | 59                                       | 13                 | 5       | 56                                       | 2                        | 4       | -                   | 6     | 139    | 5,205                  | Nebraska           |            |
| Nevada             | 2,112                                    | -       | -                  | 9       | 42                                       | -       | -     | 42                  | 2,163   | 12                                       | -                  | -       | 16                                       | 4                        | -       | -                   | 4     | 32     | 2,195                  | Nevada             |            |
| New Hampshire      | 1,034                                    | 19      | -                  | 2       | -  | -       | 13    | 13                  | 1,068   | 100                                      | 1                  | 2       | 8  | -                        | 2       | 4                   | 6     | 117    | 1,185                  | New Hampshire      |            |
| New Jersey         | 823                                      | 9       | -                  | 40      | 170                                      | 14      | 9     | 193                 | 1,065   | 222                                      | 31                 | -       | 99                                       | 214                      | -       | 72                  | 286   | 638    | 1,703                  | New Jersey         |            |
| New Mexico         | 3,504                                    | -       | -                  | 21      | 178                                      | 41      | 3     | 222                 | 3,747   | 68                                       | -                  | 1       | 20                                       | 53                       | -       | -                   | 53    | 142    | 3,889                  | New Mexico         |            |
| New York           | 7,560                                    | 527     | -                  | 160     | 142                                      | -       | 413   | 555                 | 8,802   | 333                                      | 228                | -       | 723                                      | 216                      | 97      | 145                 | 458   | 1,742  | 10,544                 | New York           |            |
| North Carolina     | 6,106                                    | 18      | -                  | 33      | 140                                      | 35      | 60    | 235                 | 6,392   | 351                                      | -                  | -       | 20                                       | 40                       | 1       | 12                  | 53    | 424    | 6,816                  | North Carolina     |            |
| North Dakota       | 3,621                                    | -       | -                  | 7       | -  | 2       | -     | 2                   | 3,630   | 44                                       | -                  | -       | 9  | -                        | 1       | -                   | 1     | 54     | 3,684                  | North Dakota       |            |
| Ohio               | 5,814                                    | 65      | 2                  | 180     | 187                                      | 244     | 170   | 601                 | 6,662   | 447                                      | 8                  | 25      | 420                                      | 110                      | 21      | 17                  | 148   | 1,048  | 7,710                  | Ohio               |            |
| Oklahoma           | 6,888                                    | 25      | -                  | 25      | 74                                       | 8       | 175   | 257                 | 7,195   | 280                                      | -                  | -       | 22                                       | 37                       | 22      | 3                   | 62    | 364    | 7,559                  | Oklahoma           |            |
| Oregon             | 3,513                                    | 2       | 5                  | 88      | 13                                       | 35      | 50    | 98                  | 3,706   | 58                                       | 8                  | 25      | 56                                       | 18                       | 10      | 14                  | 42    | 189    | 3,895                  | Oregon             |            |
| Pennsylvania       | 4,963                                    | 715     | -                  | 161     | 180                                      | -       | 341   | 521                 | 6,360   | 637                                      | 243                | 15      | 158                                      | 46                       | -       | 79                  | 125   | 1,178  | 7,538                  | Pennsylvania       |            |
| Rhode Island       | 147                                      | -       | -                  | 66      | 24                                       | -       | 14    | 38                  | 251     | 133                                      | -                  | -       | 60                                       | 13                       | 2       | 5                   | 20    | 213    | 464                    | Rhode Island       |            |
| South Carolina     | 4,270                                    | -       | -                  | 41      | 100                                      | 4       | -     | 104                 | 4,415   | 196                                      | -                  | -       | 57                                       | 30                       | -       | -                   | 30    | 283    | 4,698                  | South Carolina     |            |
| South Dakota       | 5,349                                    | -       | -                  | 8       | 15                                       | -       | -     | 23                  | 5,372   | 73                                       | -                  | 2       | 3  | -                        | 4       | -                   | 4     | 82     | 5,454                  | South Dakota       |            |
| Tennessee          | 4,765                                    | 66      | -                  | 208     | 92                                       | -       | -     | 92                  | 5,131   | 77                                       | 57                 | 6       | 149                                      | 14                       | -       | -                   | 14    | 303    | 5,434                  | Tennessee          |            |
| Texas              | 13,625                                   | -       | -                  | -       | 2/ 949                                   | -       | -     | 949                 | 14,574  | 836                                      | -                  | -       | -  | 2/ 382                   | -       | -                   | 382   | 1,218  | 15,792                 | Texas              |            |
| Utah               | 2,006                                    | -       | -                  | 92      | 3  | 41      | -     | 44                  | 2,142   | -  | -                  | -       | 68                                       | 19                       | 2       | -                   | 21    | 89     | 2,231                  | Utah               |            |
| Vermont 3/         | 1,178                                    | -       | -                  | 2       | -  | -       | -     | -                   | 1,180   | 64                                       | -                  | -       | -  | -                        | -       | -                   | -     | -      | 1,244                  | 1,244              | Vermont 3/ |
| Virginia           | 3,254                                    | 436     | -                  | 293     | 248                                      | 17      | 12    | 277                 | 4,260   | 79                                       | 93                 | -       | 197                                      | 7                        | 3       | 13                  | 23    | 392    | 4,652                  | Virginia           |            |
| Washington 4/      | 3,363                                    | -       | -                  | -       | -  | -       | -     | -                   | 3,363   | 295                                      | -                  | -       | -  | -                        | -       | -                   | -     | 295    | 3,658                  | Washington 4/      |            |
| West Virginia      | 2,189                                    | -       | 1                  | 3       | 7  | -       | 5/ 88 | 95                  | 2,288   | 146                                      | -                  | 15      | 6  | 22                       | 3       | -                   | 25    | 192    | 2,480                  | West Virginia      |            |
| Wisconsin          | 5,260                                    | 44      | -                  | 102     | 72                                       | 39      | -     | 111                 | 5,517   | 170                                      | 25                 | 3       | 166                                      | 42                       | 17      | -                   | 59    | 423    | 5,940                  | Wisconsin          |            |
| Wyoming            | 2,796                                    | 510     | -                  | 21      | 25                                       | 4       | -     | 29                  | 3,356   | 5  | 13                 | -       | 8  | 4                        | 5       | -                   | 9     | 35     | 3,391                  | Wyoming            |            |
| Dist. of Col.      | -  | -       | -                  | -       | -  | -       | -     | -                   | -       | 47                                       | 2                  | 2       | 51                                       | 12                       | -       | 7                   | 19    | 121    | 121                    | Dist. of Col.      |            |
| Subtotal           | 199,534                                  | 3,605   | 11                 | 2,796   | 4,959                                    | 2,235   | 2,363 | 9,557               | 215,503 | 9,344                                    | 1,258              | 169     | 4,300                                    | 2,441                    | 585     | 948                 | 3,974 | 19,045 | 234,548                | Subtotal           |            |
| Hawaii             | 442                                      | 5       | -                  | 10      | 14                                       | 1       | 3     | 18                  | 475     | 9  | 2                  | -       | 3  | 10                       | -       | 2                   | 12    | 26     | 501                    | Hawaii             |            |
| Puerto Rico        | 419                                      | -       | -                  | -       | 8  | 3       | -     | 11                  | 430     | 80                                       | -                  | 7       | 8  | 12                       | 5       | -                   | 17    | 112    | 542                    | Puerto Rico        |            |
| Total              | 200,395                                  | 3,610   | 11                 | 2,806   | 4,981                                    | 2,239   | 2,366 | 9,586               | 216,408 | 9,433                                    | 1,260              | 176     | 4,311                                    | 2,463                    | 590     | 950                 | 4,003 | 19,183 | 235,591                | Total              |            |

1/ The mileage of one-way streets represents the average length of the two roadways serving a single route.  
 2/ Includes mileage with access control.  
 3/ Complete data of extra lane highways not available.

4/ Data by lanes not reported.  
 5/ Two-lane highway.

Federal Aid

## EXISTING SURFACED MILEAGE OF THE FEDERAL-AID PRIMARY HIGHWAY SYSTEM CLASSIFIED BY AVERAGE DAILY TRAFFIC VOLUMES

TABLE FM-15, 1957  
SHEET 1 OF 2  
ISSUED DECEMBER 1958

Compiled in cooperation with  
State highway departments

Data as of December 31, 1957

| STATE<br>OR<br>TERRITORY | FEDERAL-AID PRIMARY HIGHWAY SYSTEM - RURAL |             |                 |                 |                 |                 |                 |                   |                   |                   |                   |                       |                        | TOTAL<br>SURFACED<br>MILEAGE | STATE<br>OR<br>TERRITORY |
|--------------------------|--|-------------|-----------------|-----------------|-----------------|-----------------|-----------------|-------------------|-------------------|-------------------|-------------------|-----------------------|------------------------|------------------------------|--------------------------|
|                          | AVERAGE DAILY TRAFFIC VOLUMES              |             |                 |                 |                 |                 |                 |                   |                   |                   |                   |                       |                        |                              |                          |
|                          | LESS<br>THAN<br>400                        | 400-<br>999 | 1,000-<br>1,999 | 2,000-<br>2,999 | 3,000-<br>3,999 | 4,000-<br>4,999 | 5,000-<br>9,999 | 10,000-<br>14,999 | 15,000-<br>19,999 | 20,000-<br>29,999 | 30,000-<br>39,999 | 40,000<br>AND<br>OVER | UN-<br>CLASSI-<br>FIED |                              |                          |
| Alabama                  | 95   | 1,144       | 1,536           | 999             | 504             | 226             | 260             | 9                 | -                 | 1                 | -                 | -                     | -                      | 4,774                        | Alabama                  |
| Arizona                  | 72   | 257         | 861             | 345             | 482             | 251             | 110             | 11                | 5                 | -                 | -                 | -                     | -                      | 2,394                        | Arizona                  |
| Arkansas                 | 107  | 297         | 1,185           | 694             | 461             | 222             | 208             | 5                 | -                 | -                 | -                 | -                     | -                      | 3,179                        | Arkansas                 |
| California               | 228  | 626         | 1,043           | 761             | 691             | 493             | 1,170           | 595               | 214               | 80                | 20                | 15                    | -                      | 5,936                        | California               |
| Colorado                 | 156  | 984         | 1,559           | 458             | 307             | 162             | 241             | 16                | 2                 | 2                 | -                 | -                     | -                      | 3,887                        | Colorado                 |
| Connecticut              | -  | 2           | 55              | 154             | 121             | 97              | 264             | 50                | 24                | 2                 | 5                 | -                     | -                      | 774                          | Connecticut              |
| Delaware                 | -  | 39          | 78              | 83              | 64              | 47              | 95              | 53                | 14                | 11                | 2                 | 4                     | -                      | 490                          | Delaware                 |
| Florida                  | 5  | 209         | 833             | 685             | 764             | 416             | 795             | 81                | 25                | 1                 | -                 | -                     | -                      | 3,814                        | Florida                  |
| Georgia                  | 475  | 1,177       | 2,265           | 1,372           | 702             | 454             | 520             | 45                | 7                 | 6                 | -                 | -                     | -                      | 7,023                        | Georgia                  |
| Idaho                    | 273  | 1,129       | 824             | 319             | 121             | 101             | 79              | -                 | -                 | -                 | -                 | -                     | -                      | 2,846                        | Idaho                    |
| Illinois                 | 239  | 936         | 2,933           | 2,254           | 1,132           | 714             | 879             | 108               | 10                | 1                 | -                 | -                     | -                      | 9,206                        | Illinois                 |
| Indiana                  | 5  | 73          | 370             | 827             | 948             | 585             | 900             | 535               | 54                | 7                 | -                 | -                     | -                      | 4,304                        | Indiana                  |
| Iowa                     | 1,060                                      | 2,308       | 3,219           | 1,477           | 603             | 225             | 142             | -                 | -                 | -                 | -                 | -                     | -                      | 9,034                        | Iowa                     |
| Kansas                   | 541  | 2,211       | 2,627           | 1,145           | 398             | 191             | 104             | 2                 | -                 | -                 | -                 | -                     | -                      | 7,219                        | Kansas                   |
| Kentucky                 | 45   | 211         | 1,193           | 871             | 499             | 261             | 465             | 32                | 19                | 12                | -                 | -                     | -                      | 3,608                        | Kentucky                 |
| Louisiana                | 2  | 120         | 559             | 612             | 322             | 226             | 492             | 47                | 8                 | 5                 | -                 | -                     | -                      | 2,393                        | Louisiana                |
| Maine                    | 6  | 186         | 623             | 277             | 197             | 104             | 156             | 14                | -                 | -                 | -                 | -                     | -                      | 1,563                        | Maine                    |
| Maryland                 | 15   | 114         | 350             | 286             | 159             | 165             | 414             | 51                | 36                | 40                | -                 | -                     | -                      | 1,630                        | Maryland                 |
| Massachusetts            | -  | 131         | 24              | 202             | 127             | 182             | 426             | 193               | 78                | 12                | -                 | -                     | -                      | 1,375                        | Massachusetts            |
| Michigan                 | 111  | 907         | 1,303           | 957             | 545             | 554             | 1,157           | 227               | 85                | 60                | 13                | 4                     | -                      | 5,923                        | Michigan                 |
| Minnesota                | 234  | 1,833       | 2,976           | 1,365           | 540             | 235             | 182             | 14                | -                 | 4                 | 6                 | -                     | -                      | 7,389                        | Minnesota                |
| Mississippi              | 572  | 1,459       | 1,806           | 697             | 570             | 222             | 157             | -                 | -                 | -                 | -                 | -                     | -                      | 5,483                        | Mississippi              |
| Missouri                 | 377  | 2,066       | 2,432           | 1,310           | 1,010           | 257             | 401             | 31                | -                 | -                 | -                 | -                     | -                      | 7,884                        | Missouri                 |
| Montana                  | 1,733                                      | 2,327       | 1,340           | 187             | 45              | 16              | 22              | -                 | -                 | -                 | -                 | -                     | -                      | 5,670                        | Montana                  |
| Nebraska                 | 888  | 1,821       | 1,244           | 649             | 290             | 114             | 35              | 10                | -                 | -                 | -                 | -                     | 15                     | 5,066                        | Nebraska                 |
| Nevada                   | 555  | 811         | 250             | 321             | 96              | 38              | 70              | 21                | -                 | 1                 | -                 | -                     | -                      | 2,163                        | Nevada                   |
| New Hampshire            | 12   | 113         | 543             | 208             | 100             | 21              | 58              | 13                | -                 | -                 | -                 | -                     | -                      | 1,068                        | New Hampshire            |
| New Jersey               | -  | 5           | 67              | 111             | 140             | 154             | 389             | 127               | 50                | 19                | 2                 | 1                     | -                      | 1,065                        | New Jersey               |
| New Mexico               | 262  | 1,306       | 1,134           | 327             | 437             | 219             | 61              | 1                 | -                 | -                 | -                 | -                     | -                      | 3,747                        | New Mexico               |
| New York                 | 774  | 1,760       | 2,069           | 1,172           | 924             | 455             | 922             | 131               | 33                | 10                | -                 | -                     | 552                    | 8,802                        | New York                 |
| North Carolina           | 34   | 662         | 2,072           | 1,484           | 846             | 523             | 650             | 95                | 24                | 2                 | -                 | -                     | -                      | 6,392                        | North Carolina           |
| North Dakota             | 1,075                                      | 1,488       | 827             | 210             | 24              | -               | 6               | -                 | -                 | -                 | -                 | -                     | -                      | 3,630                        | North Dakota             |
| Ohio                     | 22   | 218         | 1,457           | 1,592           | 1,023           | 670             | 1,394           | 261               | 24                | 1                 | -                 | -                     | -                      | 6,662                        | Ohio                     |
| Oklahoma                 | 608  | 1,815       | 2,351           | 1,270           | 627             | 304             | 198             | 12                | 10                | -                 | -                 | -                     | -                      | 7,195                        | Oklahoma                 |
| Oregon                   | 449  | 844         | 2,222           | 647             | 304             | 188             | 329             | 21                | 2                 | -                 | -                 | -                     | -                      | 3,706                        | Oregon                   |
| Pennsylvania             | 103  | 523         | 1,589           | 1,126           | 794             | 538             | 1,123           | 498               | 53                | 12                | 1                 | -                     | -                      | 6,360                        | Pennsylvania             |
| Rhode Island             | -  | 5           | 42              | 36              | 60              | 28              | 62              | 18                | -                 | -                 | -                 | -                     | -                      | 251                          | Rhode Island             |
| South Carolina           | 80   | 884         | 1,505           | 944             | 539             | 220             | 215             | 25                | 1                 | 2                 | -                 | -                     | -                      | 4,445                        | South Carolina           |
| South Dakota             | 1,925                                      | 1,487       | 1,658           | 255             | 32              | 6               | 9               | -                 | -                 | -                 | -                 | -                     | -                      | 5,372                        | South Dakota             |
| Tennessee                | 284  | 1,078       | 1,390           | 844             | 651             | 273             | 480             | 107               | 15                | 9                 | -                 | -                     | -                      | 5,131                        | Tennessee                |
| Texas                    | 1,051                                      | 2,809       | 5,009           | 2,604           | 1,367           | 694             | 950             | 82                | 4                 | 4                 | -                 | -                     | -                      | 14,574                       | Texas                    |
| Utah                     | 352  | 313         | 744             | 445             | 109             | 64              | 67              | 28                | 16                | 4                 | -                 | -                     | -                      | 2,142                        | Utah                     |
| Vermont                  | 75   | 320         | 420             | 252             | 81              | 17              | 15              | -                 | -                 | -                 | -                 | -                     | -                      | 1,180                        | Vermont                  |
| Virginia                 | 8  | 225         | 569             | 1,250           | 665             | 779             | 559             | 136               | 69                | -                 | -                 | -                     | -                      | 4,260                        | Virginia                 |
| Washington               | 265  | 579         | 1,116           | 562             | 255             | 135             | 268             | 31                | 17                | 20                | -                 | -                     | 115                    | 3,363                        | Washington               |
| West Virginia            | 46   | 438         | 648             | 476             | 261             | 113             | 289             | 17                | -                 | -                 | -                 | -                     | -                      | 2,288                        | West Virginia            |
| Wisconsin                | 39   | 1,057       | 2,175           | 955             | 529             | 308             | 399             | 53                | 2                 | -                 | -                 | -                     | -                      | 5,517                        | Wisconsin                |
| Wyoming                  | 509  | 1,604       | 737             | 451             | 44              | 8               | 3               | -                 | -                 | -                 | -                 | -                     | -                      | 3,356                        | Wyoming                  |
| Subtotal                 | 15,767                                     | 42,911      | 62,532          | 36,528          | 21,510          | 12,275          | 18,190          | 3,806             | 901               | 328               | 49                | 24                    | 682                    | 215,503                      | Subtotal                 |
| Hawaii                   | 104  | 130         | 97              | 47              | 41              | 12              | 19              | 13                | 2                 | 7                 | 3                 | -                     | -                      | 475                          | Hawaii                   |
| Puerto Rico              | 7  | 107         | 96              | 75              | 72              | 28              | 42              | 3                 | -                 | -                 | -                 | -                     | -                      | 430                          | Puerto Rico              |
| Total                    | 15,878                                     | 43,148      | 62,725          | 36,650          | 21,623          | 12,315          | 18,251          | 3,822             | 903               | 335               | 52                | 24                    | 682                    | 216,408                      | Total                    |



# EXISTING SURFACED MILEAGE OF THE FEDERAL-AID PRIMARY HIGHWAY SYSTEM

## CLASSIFIED BY AVERAGE DAILY TRAFFIC VOLUMES

TABLE FM-15, 1957  
SHEET 2 OF 2  
ISSUED DECEMBER 1956

Compiled in cooperation with  
State highway departments

Data as of December 31, 1957

| STATE<br>OR<br>TERRITORY | FEDERAL-AID PRIMARY HIGHWAY SYSTEM - URBAN |             |                 |                 |                 |                 |                 |                   |                   |                   |                   |                       |                        | TOTAL<br>SURFACED<br>MILEAGE | STATE<br>OR<br>TERRITORY |
|--------------------------|--|-------------|-----------------|-----------------|-----------------|-----------------|-----------------|-------------------|-------------------|-------------------|-------------------|-----------------------|------------------------|------------------------------|--------------------------|
|                          | AVERAGE DAILY TRAFFIC VOLUMES              |             |                 |                 |                 |                 |                 |                   |                   |                   |                   |                       |                        |                              |                          |
|                          | LESS<br>THAN<br>400                        | 400-<br>999 | 1,000-<br>1,999 | 2,000-<br>2,999 | 3,000-<br>3,999 | 4,000-<br>4,999 | 5,000-<br>9,999 | 10,000-<br>14,999 | 15,000-<br>19,999 | 20,000-<br>29,999 | 30,000-<br>39,999 | 40,000<br>AND<br>OVER | UN-<br>CLASSI-<br>FIED |                              |                          |
| Alabama                  | -  | 1           | 24              | 54              | 61              | 38              | 171             | 71                | 37                | 9                 | 11                | -                     | -                      | 477                          | Alabama                  |
| Arizona                  | -  | -           | -               | 1               | -               | 3               | 17              | 29                | 15                | -                 | -                 | -                     | -                      | 65                           | Arizona                  |
| Arkansas                 | 1  | -           | 13              | 12              | 4               | 74              | 48              | 16                | 9                 | 8                 | 1                 | -                     | -                      | 186                          | Arkansas                 |
| California               | 1  | -           | 2               | 4               | 7               | 21              | 109             | 144               | 207               | 312               | 152               | 151                   | -                      | 1,110                        | California               |
| Colorado                 | -  | -           | -               | 3               | 8               | -               | 36              | 21                | 33                | 15                | -                 | -                     | -                      | 116                          | Colorado                 |
| Connecticut              | -  | -           | 2               | 1               | 4               | 6               | 88              | 57                | 54                | 37                | 12                | 3                     | -                      | 264                          | Connecticut              |
| Delaware                 | -  | -           | 1               | 2               | 4               | 9               | 12              | 7                 | 5                 | 3                 | -                 | -                     | -                      | 43                           | Delaware                 |
| Florida                  | -  | -           | -               | 5               | 11              | 18              | 135             | 87                | 66                | 49                | 20                | 2                     | -                      | 393                          | Florida                  |
| Georgia                  | 9  | 2           | 32              | 25              | 33              | 35              | 122             | 66                | 36                | 30                | 1                 | 12                    | -                      | 403                          | Georgia                  |
| Idaho                    | -  | -           | 1               | 4               | 4               | 10              | 40              | 8                 | 2                 | 1                 | -                 | -                     | -                      | 70                           | Idaho                    |
| Illinois                 | 11   | 10          | 19              | 55              | 38              | 64              | 353             | 268               | 129               | 111               | 71                | 35                    | -                      | 1,144                        | Illinois                 |
| Indiana                  | -  | -           | -               | -               | 1               | 3               | 43              | 90                | 32                | 10                | 4                 | -                     | 359                    | Indiana                      |                          |
| Iowa                     | 3  | 10          | 31              | 85              | 64              | 55              | 185             | 66                | 24                | 8                 | 1                 | -                     | -                      | 532                          | Iowa                     |
| Kansas                   | -  | -           | 25              | 45              | 44              | 42              | 132             | 57                | 27                | 13                | 1                 | 1                     | -                      | 387                          | Kansas                   |
| Kentucky                 | -  | 3           | 2               | 16              | 14              | 19              | 93              | 41                | 35                | 26                | 4                 | -                     | -                      | 253                          | Kentucky                 |
| Louisiana                | -  | -           | 1               | 8               | 13              | 19              | 94              | 37                | 34                | 25                | 14                | 1                     | -                      | 246                          | Louisiana                |
| Maine                    | -  | -           | 2               | 6               | 9               | 13              | 63              | 23                | 6                 | 1                 | -                 | -                     | -                      | 123                          | Maine                    |
| Maryland                 | -  | 1           | 1               | 4               | 6               | 11              | 41              | 44                | 24                | 38                | 10                | 5                     | 91                     | 276                          | Maryland                 |
| Massachusetts            | -  | 47          | 4               | 9               | 23              | 37              | 202             | 187               | 115               | 82                | 54                | 4                     | -                      | 764                          | Massachusetts            |
| Michigan                 | -  | -           | 6               | 12              | 19              | 25              | 143             | 74                | 53                | 93                | 38                | 87                    | -                      | 550                          | Michigan                 |
| Minnesota                | -  | 2           | 41              | 38              | 48              | 55              | 180             | 83                | 80                | 26                | 12                | 1                     | -                      | 566                          | Minnesota                |
| Mississippi              | -  | 6           | 25              | 34              | 38              | 27              | 131             | 30                | 9                 | 6                 | -                 | -                     | -                      | 306                          | Mississippi              |
| Missouri                 | -  | -           | 1               | 19              | 63              | 69              | 142             | 56                | 11                | 10                | -                 | -                     | -                      | 371                          | Missouri                 |
| Montana                  | -  | -           | 6               | 4               | 13              | 15              | 35              | 8                 | -                 | -                 | -                 | -                     | -                      | 81                           | Montana                  |
| Nebraska                 | -  | -           | 9               | 10              | 9               | 9               | 38              | 19                | 10                | 6                 | 1                 | -                     | 28                     | 139                          | Nebraska                 |
| Nevada                   | 1  | 1           | -               | -               | 1               | -               | 11              | 7                 | 4                 | 7                 | -                 | -                     | -                      | 32                           | Nevada                   |
| New Hampshire            | -  | 1           | -               | 16              | 27              | 27              | 30              | 12                | 4                 | -                 | -                 | -                     | -                      | 117                          | New Hampshire            |
| New Jersey               | 2  | -           | 3               | 5               | 20              | 20              | 109             | 128               | 98                | 85                | 73                | 95                    | -                      | 638                          | New Jersey               |
| New Mexico               | -  | 1           | 12              | 8               | 16              | 21              | 45              | 27                | 7                 | 5                 | -                 | -                     | -                      | 142                          | New Mexico               |
| New York                 | 2  | 43          | 77              | 116             | 123             | 152             | 523             | 253               | 193               | 102               | 95                | 63                    | -                      | 1,742                        | New York                 |
| North Carolina 1/        | -  | -           | -               | -               | -               | -               | -               | -                 | -                 | -                 | -                 | -                     | 424                    | 424                          | North Carolina 1/        |
| North Dakota             | -  | 1           | 12              | 10              | 12              | 6               | 10              | 3                 | -                 | -                 | -                 | -                     | -                      | 54                           | North Dakota             |
| Ohio                     | -  | -           | 4               | 21              | 51              | 53              | 375             | 250               | 153               | 103               | 27                | 11                    | -                      | 1,048                        | Ohio                     |
| Oklahoma                 | -  | 12          | 21              | 30              | 49              | 44              | 100             | 40                | 41                | 27                | -                 | -                     | -                      | 364                          | Oklahoma                 |
| Oregon                   | -  | -           | 1               | 1               | 6               | 9               | 59              | 51                | 26                | 28                | 4                 | 4                     | -                      | 189                          | Oregon                   |
| Pennsylvania             | -  | 2           | 11              | 31              | 53              | 57              | 342             | 333               | 200               | 118               | 26                | 5                     | -                      | 1,178                        | Pennsylvania             |
| Rhode Island             | -  | -           | 5               | 3               | 21              | 2               | 77              | 47                | 35                | 21                | 1                 | 1                     | -                      | 213                          | Rhode Island             |
| South Carolina           | -  | -           | 12              | 28              | 31              | 39              | 103             | 44                | 17                | 8                 | 1                 | -                     | -                      | 283                          | South Carolina           |
| South Dakota 1/          | -  | -           | -               | -               | -               | -               | -               | -                 | -                 | -                 | -                 | -                     | 82                     | 82                           | South Dakota 1/          |
| Tennessee                | -  | -           | 7               | 20              | 29              | 18              | 91              | 40                | 62                | 36                | -                 | -                     | -                      | 303                          | Tennessee                |
| Texas 1/                 | -  | -           | -               | -               | -               | -               | -               | -                 | -                 | -                 | -                 | -                     | 1,218                  | 1,218                        | Texas 1/                 |
| Utah                     | -  | -           | 1               | 2               | 5               | 9               | 16              | 23                | 13                | 17                | 3                 | -                     | -                      | 89                           | Utah                     |
| Vermont                  | -  | -           | 8               | 9               | 10              | 5               | 28              | 4                 | -                 | -                 | -                 | -                     | -                      | 64                           | Vermont                  |
| Virginia                 | -  | 1           | 1               | 9               | 13              | 13              | 144             | 91                | 73                | 29                | 7                 | 11                    | -                      | 392                          | Virginia                 |
| Washington 1/            | -  | -           | -               | -               | -               | -               | -               | -                 | -                 | -                 | -                 | -                     | 295                    | 295                          | Washington 1/            |
| West Virginia            | -  | -           | 6               | 19              | 9               | 18              | 66              | 54                | 11                | 9                 | -                 | -                     | -                      | 192                          | West Virginia            |
| Wisconsin                | -  | 1           | 9               | 35              | 34              | 30              | 169             | 69                | 37                | 33                | 6                 | -                     | -                      | 423                          | Wisconsin                |
| Wyoming                  | -  | -           | 5               | 1               | 4               | 1               | 23              | 1                 | -                 | -                 | -                 | -                     | -                      | 35                           | Wyoming                  |
| Dist. of Col.            | -  | -           | -               | 1               | 1               | 2               | 10              | 20                | 26                | 40                | 12                | 9                     | -                      | 121                          | Dist. of Col.            |
| Subtotal                 | 30   | 145         | 443             | 801             | 1,053           | 1,203           | 4,984           | 3,086             | 2,053             | 1,587             | 662               | 501                   | 2,497                  | 19,045                       | Subtotal                 |
| Hawaii                   | -  | -           | 1               | -               | 1               | 2               | 7               | 2                 | 8                 | 3                 | 2                 | -                     | -                      | 26                           | Hawaii                   |
| Puerto Rico              | -  | 1           | 8               | 9               | 12              | 6               | 35              | 11                | 17                | 11                | 2                 | -                     | -                      | 112                          | Puerto Rico              |
| Total                    | 30   | 146         | 452             | 810             | 1,066           | 1,211           | 5,026           | 3,099             | 2,078             | 1,601             | 666               | 501                   | 2,497                  | 19,183                       | Total                    |

1/ Average daily traffic volume data not reported.

Federal Aid

## MILEAGE OF FEDERAL-AID HIGHWAY SYSTEMS (BY STATE AND LOCAL ADMINISTRATIVE SYSTEMS)

TABLE FM-21, 1957  
SHEET 1 OF 3  
ISSUED DECEMBER 1958

Compiled in cooperation with  
State highway departments

Data as of December 31, 1957

| STATE<br>OR<br>TERRITORY | FEDERAL-AID PRIMARY HIGHWAY SYSTEM-RURAL <sup>1/</sup> |   |  |   |  |                                      | FEDERAL-AID PRIMARY HIGHWAY SYSTEM-URBAN <sup>1/</sup> |   |  |                             |  |                                      | TOTAL<br>FEDERAL-AID<br>PRIMARY<br>HIGHWAY<br>SYSTEM<br><sup>1/</sup> | STATE<br>OR<br>TERRITORY |
|--------------------------|--|---|--|---|--|--------------------------------------|--|---|--|-----------------------------|--|--------------------------------------|---|--------------------------|
|                          | ON<br>STATE<br>PRIMARY<br>SYSTEM                       | ON<br>STATE<br>SECONDARY<br>SYSTEM<br><sup>2/</sup> | ON<br>COUNTY,<br>TOWN, OR<br>TOWNSHIP<br>ROADS | IN PLACES<br>UNDER 5,000<br>POPULATION<br>(CITY<br>STREETS) | IN STATE<br>AND FEDERAL<br>PARK AND<br>FOREST AREAS<br><sup>3/</sup> | TOTAL<br>EXISTING<br>RURAL<br>SYSTEM | ON<br>STATE<br>PRIMARY<br>SYSTEM                       | ON<br>STATE<br>SECONDARY<br>SYSTEM<br><sup>2/</sup> | ON<br>COUNTY,<br>TOWN, OR<br>TOWNSHIP<br>ROADS | ON LOCAL<br>CITY<br>STREETS | IN STATE<br>AND FEDERAL<br>PARK AND<br>FOREST AREAS<br><sup>3/</sup> | TOTAL<br>EXISTING<br>URBAN<br>SYSTEM |   |                          |
| Alabama                  | 4,707  | -   | 67   | 3   | -  | 4,777                                | 426  | -   | -  | 51                          | -  | 477                                  | 5,254   | Alabama                  |
| Arizona                  | 2,363  | -   | -  | -   | 31   | 2,394                                | 65   | -   | -  | -                           | -  | 65                                   | 2,459   | Arizona                  |
| Arkansas                 | 3,181  | -   | -  | -   | -  | 3,181                                | 186  | -   | -  | -                           | -  | 186                                  | 3,367   | Arkansas                 |
| California               | 5,895  | -   | -  | -   | 41   | 5,936                                | 1,109  | -   | -  | 1                           | -  | 1,110                                | 7,046   | California               |
| Colorado                 | 3,887  | -   | -  | -   | -  | 3,887                                | 116  | -   | -  | -                           | -  | 116                                  | 4,003   | Colorado                 |
| Connecticut              | 769  | -   | 3  | -   | 2  | 774                                  | 211  | -   | -  | 52                          | 1  | 264                                  | 1,038   | Connecticut              |
| Delaware                 | 490  | -   | -  | -   | -  | 490                                  | 43   | -   | -  | -                           | -  | 43                                   | 533   | Delaware                 |
| Florida                  | 3,761  | 2   | 2  | -   | 49   | 3,814                                | 377  | 5   | -  | 12                          | -  | 394                                  | 4,208   | Florida                  |
| Georgia                  | 7,040  | -   | 1  | -   | -  | 7,041                                | 373  | -   | 30   | -                           | -  | 403                                  | 7,444   | Georgia                  |
| Idaho                    | 2,968  | -   | 2  | -   | -  | 2,970                                | 70   | -   | -  | -                           | -  | 70                                   | 3,040   | Idaho                    |
| Illinois                 | 9,029  | -   | 180  | -   | -  | 9,209                                | 1,097  | -   | 47   | -                           | -  | 1,144                                | 10,353  | Illinois                 |
| Indiana                  | 4,181  | -   | -  | -   | 123  | 4,304                                | 508  | -   | -  | -                           | 34   | 542                                  | 4,846   | Indiana                  |
| Iowa                     | 9,008  | -   | 26   | -   | -  | 9,034                                | 521  | -   | -  | 11                          | -  | 532                                  | 9,566   | Iowa                     |
| Kansas                   | 7,046  | -   | -  | -   | 173  | 7,219                                | 363  | -   | -  | -                           | 24   | 387                                  | 7,606   | Kansas                   |
| Kentucky                 | 3,608  | -   | -  | -   | -  | 3,608                                | 253  | -   | -  | -                           | -  | 253                                  | 3,861   | Kentucky                 |
| Louisiana                | 2,363  | 30  | -  | -   | -  | 2,393                                | 237  | 9   | -  | -                           | -  | 246                                  | 2,639   | Louisiana                |
| Maine                    | 1,507  | -   | 1  | -   | 55   | 1,563                                | 116  | -   | -  | -                           | 7  | 123                                  | 1,686   | Maine                    |
| Maryland                 | 1,614  | -   | 4  | 1   | 11   | 1,630                                | 172  | -   | 2  | 89                          | 13   | 276                                  | 1,906   | Maryland                 |
| Massachusetts            | 1,160  | -   | 115  | -   | 100  | 1,375                                | 410  | 85  | 237  | 32                          | -  | 764                                  | 2,139   | Massachusetts            |
| Michigan                 | 5,923  | -   | -  | -   | -  | 5,923                                | 550  | -   | -  | -                           | -  | 550                                  | 6,473   | Michigan                 |
| Minnesota                | 7,385  | -   | 4  | -   | -  | 7,389                                | 549  | -   | 12   | 5                           | -  | 566                                  | 7,955   | Minnesota                |
| Mississippi              | 5,497  | -   | -  | -   | -  | 5,497                                | 306  | -   | -  | -                           | -  | 306                                  | 5,803   | Mississippi              |
| Missouri                 | 7,737  | 126   | -  | 18  | 3  | 7,884                                | 259  | 4   | -  | 108                         | -  | 371                                  | 8,255   | Missouri                 |
| Montana                  | 5,845  | -   | -  | -   | -  | 5,845                                | 85   | -   | -  | -                           | -  | 85                                   | 5,930   | Montana                  |
| Nebraska                 | 5,051  | -   | 15   | -   | -  | 5,066                                | 111  | -   | -  | 28                          | -  | 139                                  | 5,205   | Nebraska                 |
| Nevada                   | 2,158  | 5   | -  | -   | -  | 2,163                                | 29   | 4   | -  | -                           | -  | 33                                   | 2,196   | Nevada                   |
| New Hampshire            | 978  | 75  | -  | -   | 15   | 1,068                                | 87   | 7   | -  | 16                          | -  | 117                                  | 1,185   | New Hampshire            |
| New Jersey               | 1,045  | -   | 24   | -   | 3  | 1,072                                | 542  | -   | 16   | 32                          | 53   | 643                                  | 1,715   | New Jersey               |
| New Mexico               | 3,763  | -   | -  | -   | -  | 3,763                                | 137  | -   | -  | 6                           | -  | 143                                  | 3,906   | New Mexico               |
| New York                 | 7,994  | -   | 361  | -   | 447  | 8,802                                | 1,044  | -   | -  | 368                         | 330  | 1,742                                | 10,544  | New York                 |
| North Carolina           | 6,344  | 47  | -  | 1   | -  | 6,392                                | 390  | 21  | -  | 14                          | -  | 425                                  | 6,817   | North Carolina           |
| North Dakota             | 3,646  | -   | -  | -   | -  | 3,646                                | 54   | -   | -  | -                           | -  | 54                                   | 3,700   | North Dakota             |
| Ohio                     | 6,492  | -   | -  | -   | 170  | 6,662                                | 1,055  | -   | -  | -                           | 3  | 1,058                                | 7,720   | Ohio                     |
| Oklahoma                 | 6,896  | -   | 193  | -   | 175  | 7,264                                | 322  | -   | 50   | -                           | -  | 372                                  | 7,636   | Oklahoma                 |
| Oregon                   | 3,694  | 6   | 6  | -   | -  | 3,706                                | 165  | 19  | -  | 5                           | -  | 189                                  | 3,895   | Oregon                   |
| Pennsylvania             | 5,803  | 247   | -  | -   | 310  | 6,360                                | 990  | 106   | 2  | 31                          | 49   | 1,178                                | 7,538   | Pennsylvania             |
| Rhode Island             | 250  | -   | 1  | -   | -  | 251                                  | 153  | -   | -  | 60                          | -  | 213                                  | 464   | Rhode Island             |
| South Carolina           | 4,406  | 12  | -  | -   | -  | 4,418                                | 278  | 5   | -  | -                           | -  | 283                                  | 4,701   | South Carolina           |
| South Dakota             | 5,336  | -   | -  | -   | 36   | 5,372                                | 73   | -   | -  | 9                           | -  | 82                                   | 5,454   | South Dakota             |
| Tennessee                | 5,105  | -   | 26   | -   | -  | 5,131                                | 296  | -   | -  | 7                           | -  | 303                                  | 5,434   | Tennessee                |
| Texas                    | 14,574   | -   | -  | -   | -  | 14,574                               | 1,218  | -   | -  | -                           | -  | 1,218                                | 15,792  | Texas                    |
| Utah                     | 2,142  | -   | -  | -   | 12   | 2,154                                | 89   | -   | -  | -                           | -  | 89                                   | 2,243   | Utah                     |
| Vermont                  | 1,179  | -   | -  | -   | 1  | 1,180                                | 63   | -   | -  | 1                           | -  | 64                                   | 1,244   | Vermont                  |
| Virginia                 | 4,252  | -   | -  | -   | 8  | 4,260                                | 372  | -   | -  | 5                           | 15   | 392                                  | 4,652   | Virginia                 |
| Washington               | 3,238  | 135   | -  | -   | -  | 3,373                                | 280  | 9   | -  | 6                           | -  | 295                                  | 3,668   | Washington               |
| West Virginia            | 2,200  | -   | -  | 88  | -  | 2,288                                | 192  | -   | -  | -                           | -  | 192                                  | 2,480   | West Virginia            |
| Wisconsin                | 5,516  | -   | -  | 1   | -  | 5,517                                | 416  | -   | 1  | 6                           | -  | 423                                  | 5,940   | Wisconsin                |
| Wyoming                  | 3,347  | -   | -  | 26  | -  | 3,373                                | 35   | -   | -  | -                           | -  | 35                                   | 3,408   | Wyoming                  |
| Dist. of Col.            | -  | -   | -  | -   | -  | -                                    | -  | -   | -  | 121                         | -  | 121                                  | 121   | Dist. of Col.            |
| Subtotal                 | 212,373  | 685   | 1,031  | 23  | 1,880  | 215,992                              | 16,793   | 189   | 245  | 1,272                       | 577  | 19,076                               | 235,068   | Subtotal                 |
| Hawaii                   | 477  | -   | -  | -   | -  | 477                                  | 26   | -   | -  | -                           | -  | 26                                   | 503   | Hawaii                   |
| Puerto Rico              | 432  | -   | -  | -   | -  | 432                                  | 112  | -   | -  | -                           | -  | 112                                  | 544   | Puerto Rico              |
| Total                    | 213,282  | 685   | 1,031  | 23  | 1,880  | 216,901                              | 16,931   | 189   | 245  | 1,272                       | 577  | 19,214                               | 236,115   | Total                    |

**MILEAGE OF FEDERAL-AID HIGHWAY SYSTEMS  
(BY STATE AND LOCAL ADMINISTRATIVE SYSTEMS)**

TABLE FM-21, 1957  
SHEET 2 OF 3  
ISSUED DECEMBER 1958

Compiled in cooperation with  
State highway departments

Data as of December 31, 1957

| STATE OR TERRITORY | FEDERAL-AID SECONDARY HIGHWAY SYSTEM-RURAL 1/ |                              |                                    |   |   |                             | FEDERAL-AID SECONDARY HIGHWAY SYSTEM-URBAN 1/ |                              |                                    |                       |   |                             | TOTAL FEDERAL-AID SECONDARY HIGHWAY SYSTEM 1/ | STATE OR TERRITORY |
|--------------------|---|------------------------------|------------------------------------|---|---|-----------------------------|---|------------------------------|------------------------------------|-----------------------|---|-----------------------------|---|--------------------|
|                    | ON STATE PRIMARY SYSTEM                       | ON STATE SECONDARY SYSTEM 2/ | ON COUNTY, TOWN, OR TOWNSHIP ROADS | IN PLACES UNDER 5,000 POPULATION (CITY STREETS) | IN STATE AND FEDERAL PARK AND FOREST AREAS 3/ | TOTAL EXISTING RURAL SYSTEM | ON STATE PRIMARY SYSTEM                       | ON STATE SECONDARY SYSTEM 2/ | ON COUNTY, TOWN, OR TOWNSHIP ROADS | ON LOCAL CITY STREETS | IN STATE AND FEDERAL PARK AND FOREST AREAS 3/ | TOTAL EXISTING URBAN SYSTEM |   |                    |
| Alabama            | 2,724   | 1,456                        | 13,282                             | 279   | -   | 17,741                      | 78  | 17                           | -                                  | 285                   | -   | 380                         | 18,121  | Alabama            |
| Arizona            | 1,647   | -                            | 1,966                              | 21  | -   | 3,634                       | 7   | -                            | 60                                 | 101                   | -   | 168                         | 3,802   | Arizona            |
| Arkansas           | 6,330   | -                            | 7,272                              | 89  | 128   | 13,819                      | 77  | -                            | -                                  | 38                    | -   | 115                         | 13,934  | Arkansas           |
| California         | 3,636   | -                            | 6,185                              | 109   | 6   | 9,936                       | 218   | -                            | 67                                 | 278                   | -   | 563                         | 10,499  | California         |
| Colorado           | 3,991   | -                            | -                                  | -   | -   | 3,991                       | 46  | -                            | -                                  | -                     | -   | 46                          | 4,037   | Colorado           |
| Connecticut        | 934   | -                            | 38                                 | -   | -   | 972                         | 93  | -                            | -                                  | 33                    | -   | 126                         | 1,098   | Connecticut        |
| Delaware           | -   | 1,402                        | -                                  | -   | -   | 1,402                       | -   | 17                           | -                                  | -                     | -   | 17                          | 1,419   | Delaware           |
| Florida            | 5,495   | 3,108                        | 3,531                              | 57  | -   | 12,191                      | 208   | 34                           | -                                  | 46                    | -   | 288                         | 12,479  | Florida            |
| Georgia            | 6,829   | -                            | 6,394                              | -   | -   | 13,223                      | 93  | -                            | 69                                 | -                     | -   | 162                         | 13,385  | Georgia            |
| Idaho              | 1,614   | -                            | 3,023                              | 61  | 4   | 4,702                       | 7   | -                            | -                                  | 33                    | -   | 40                          | 4,742   | Idaho              |
| Illinois           | 143   | -                            | 11,505                             | -   | -   | 11,648                      | 12  | -                            | 168                                | -                     | -   | 180                         | 11,828  | Illinois           |
| Indiana            | 5,739   | -                            | 9,646                              | 406   | -   | 15,791                      | 136   | -                            | 30                                 | 50                    | -   | 216                         | 16,007  | Indiana            |
| Iowa               | -   | -                            | 32,195                             | 652   | -   | 32,847                      | -   | -                            | 68                                 | 182                   | -   | 250                         | 33,097  | Iowa               |
| Kansas             | 2,671   | -                            | 19,893                             | 257   | 2   | 22,823                      | 11  | -                            | 70                                 | 61                    | -   | 142                         | 22,965  | Kansas             |
| Kentucky           | 10,962  | -                            | 3,949                              | 58  | -   | 14,969                      | 84  | -                            | 7                                  | 37                    | -   | 128                         | 15,097  | Kentucky           |
| Louisiana          | 1,581   | 5,903                        | 64                                 | -   | -   | 7,548                       | 51  | 75                           | -                                  | -                     | -   | 126                         | 7,674   | Louisiana          |
| Maine              | 1,371   | 867                          | -                                  | 1   | -   | 2,239                       | 33  | 22                           | -                                  | -                     | -   | 55                          | 2,294   | Maine              |
| Maryland           | 2,373   | -                            | 3,511                              | 39  | -   | 5,923                       | 126   | -                            | 39                                 | 53                    | -   | 218                         | 6,141   | Maryland           |
| Massachusetts      | 411   | -                            | 1,262                              | -   | -   | 1,673                       | 81  | -                            | 243                                | 208                   | 8   | 540                         | 2,213   | Massachusetts      |
| Michigan           | 2,771   | -                            | 21,143                             | 382   | -   | 24,296                      | 53  | -                            | -                                  | 215                   | -   | 268                         | 24,564  | Michigan           |
| Minnesota          | 3,774   | -                            | 15,399                             | 26  | -   | 19,199                      | 31  | -                            | 108                                | 11                    | -   | 150                         | 19,349  | Minnesota          |
| Mississippi        | 4,394   | -                            | 8,923                              | 121   | -   | 13,438                      | 39  | -                            | 36                                 | 41                    | -   | 116                         | 13,554  | Mississippi        |
| Missouri           | 212   | 17,940                       | 3,872                              | 24  | -   | 22,048                      | 2   | 58                           | -                                  | 15                    | -   | 75                          | 22,123  | Missouri           |
| Montana            | -   | 4,857                        | -                                  | -   | -   | 4,857                       | -   | 18                           | -                                  | -                     | -   | 18                          | 4,875   | Montana            |
| Nebraska           | 4,101   | -                            | 8,671                              | 138   | 6   | 12,916                      | 11  | -                            | -                                  | 23                    | -   | 34                          | 12,950  | Nebraska           |
| Nevada             | -   | 2,225                        | 281                                | 4   | -   | 2,510                       | -   | 7                            | -                                  | 5                     | -   | 12                          | 2,522   | Nevada             |
| New Hampshire      | 536   | 955                          | 28                                 | 2   | 25  | 1,546                       | 12  | 30                           | -                                  | 3                     | 1   | 46                          | 1,592   | New Hampshire      |
| New Jersey         | 41  | -                            | 1,492                              | 7   | 3   | 1,543                       | 10  | -                            | 478                                | 22                    | -   | 510                         | 2,053   | New Jersey         |
| New Mexico         | 5,051   | -                            | 177                                | 1   | -   | 5,229                       | 46  | -                            | -                                  | 1                     | -   | 47                          | 5,276   | New Mexico         |
| New York           | 3,711   | -                            | 13,262                             | -   | 7   | 16,980                      | 290   | -                            | 1,285                              | -                     | -   | 1,575                       | 18,555  | New York           |
| North Carolina     | 5,332   | 18,710                       | -                                  | 2   | -   | 24,044                      | 73  | 172                          | -                                  | 21                    | -   | 266                         | 24,310  | North Carolina     |
| North Dakota       | 2,613   | -                            | 10,747                             | -   | -   | 13,360                      | 3   | -                            | 15                                 | -                     | -   | 18                          | 13,378  | North Dakota       |
| Ohio               | 9,153   | -                            | 7,390                              | 314   | -   | 16,857                      | 247   | -                            | 29                                 | 173                   | -   | 449                         | 17,306  | Ohio               |
| Oklahoma           | 3,495   | -                            | 8,217                              | -   | -   | 11,712                      | 49  | -                            | 77                                 | -                     | -   | 126                         | 11,838  | Oklahoma           |
| Oregon             | 872   | 2,342                        | 2,263                              | 51  | -   | 5,528                       | 9   | 28                           | 1                                  | 33                    | -   | 71                          | 5,599   | Oregon             |
| Pennsylvania       | 5,966   | 6,244                        | 123                                | -   | -   | 12,333                      | 528   | 361                          | -                                  | 36                    | -   | 925                         | 13,258  | Pennsylvania       |
| Rhode Island       | 230   | -                            | 43                                 | -   | -   | 273                         | 61  | -                            | -                                  | 60                    | -   | 121                         | 394   | Rhode Island       |
| South Carolina     | 4,073   | 9,119                        | 858                                | 6   | -   | 14,056                      | 76  | 66                           | -                                  | 4                     | -   | 146                         | 14,202  | South Carolina     |
| South Dakota       | 1,335   | -                            | 10,378                             | 115   | -   | 11,828                      | 7   | -                            | -                                  | 12                    | -   | 19                          | 11,847  | South Dakota       |
| Tennessee          | 2,921   | -                            | 7,139                              | -   | -   | 10,060                      | 49  | -                            | -                                  | -                     | -   | 49                          | 10,109  | Tennessee          |
| Texas              | 27,399  | -                            | -                                  | -   | -   | 27,399                      | 436   | -                            | -                                  | -                     | -   | 436                         | 27,835  | Texas              |
| Utah               | 2,527   | -                            | 835                                | 101   | -   | 3,463                       | 45  | -                            | 4                                  | 13                    | -   | 62                          | 3,525   | Utah               |
| Vermont            | 813   | -                            | 919                                | 33  | -   | 1,765                       | 5   | -                            | 2                                  | 16                    | -   | 23                          | 1,788   | Vermont            |
| Virginia           | 3,639   | 14,041                       | 144                                | 57  | -   | 17,881                      | 94  | -                            | -                                  | 90                    | -   | 184                         | 18,065  | Virginia           |
| Washington         | 554   | 2,052                        | 7,268                              | -   | -   | 9,874                       | 13  | 56                           | 54                                 | 125                   | -   | 248                         | 10,122  | Washington         |
| West Virginia      | 2,548   | 7,937                        | -                                  | 35  | -   | 10,577                      | 40  | 25                           | -                                  | 26                    | -   | 91                          | 10,668  | West Virginia      |
| Wisconsin          | 5,405   | -                            | 12,867                             | -   | -   | 18,272                      | 102   | -                            | 30                                 | 145                   | -   | 277                         | 18,549  | Wisconsin          |
| Wyoming            | 1,705   | -                            | 420                                | -   | -   | 2,125                       | 9   | -                            | -                                  | 2                     | -   | 11                          | 2,136   | Wyoming            |
| Dist. of Col.      | -   | -                            | -                                  | -   | -   | -                           | -   | -                            | -                                  | 76                    | -   | 76                          | 76  | Dist. of Col.      |
| Subtotal           | 163,622                                       | 99,208                       | 266,582                            | 3,448   | 181   | 533,041                     | 3,701   | 986                          | 2,940                              | 2,573                 | 9   | 10,209                      | 543,250                                       | Subtotal           |
| Hawaii             | -   | 581                          | -                                  | -   | -   | 581                         | -   | 9                            | -                                  | -                     | -   | 9                           | 590   | Hawaii             |
| Puerto Rico        | -   | 994                          | -                                  | -   | -   | 994                         | -   | 40                           | -                                  | -                     | -   | 40                          | 1,034   | Puerto Rico        |
| Total              | 163,622                                       | 100,783                      | 266,582                            | 3,448   | 181   | 534,616                     | 3,701   | 1,035                        | 2,940                              | 2,573                 | 9   | 10,258                      | 544,874                                       | Total              |

Federal Aid



**FEDERAL-AID HIGHWAY MILEAGE-1957**  
**MILEAGE CHANGES OF FEDERAL-AID HIGHWAY SYSTEMS**

Compiled in cooperation with  
 State highway departments

TABLE FM-101, 1957  
 ISSUED DECEMBER 1958

| TYPE OF ROAD EXISTING OR BUILT     | EXISTING MILEAGE AT BEGINNING OF YEAR | NET CHANGES DUE TO REVISIONS OR TRANSFERS | ACCOUNTING TABLE OF CONSTRUCTION CHANGES |                                       |       |        |                 |                 |             |                                 |                          |                                 |        |                                  |  | NET TOTAL CHANGE IN MILEAGE (2+15) | EXISTING MILEAGE AT END OF YEAR (1+16) | TYPE OF ROAD EXISTING OR BUILT |
|------------------------------------|---------------------------------------|---|--|---------------------------------------|-------|--------|-----------------|-----------------|-------------|---------------------------------|--------------------------|---------------------------------|--------|----------------------------------|--|------------------------------------|--|--------------------------------|
|                                    |                                       |   | BUILT ON NEW LOCATION                    | TYPE OF ROAD REPLACED OR ABANDONED 1/ |       |        |                 |                 |             | SUMMARY OF CONSTRUCTION CHANGES |                          |                                 |        |                                  |  |                                    |  |                                |
|                                    |                                       |   |  | A<br>B                                | C     | D<br>E | F<br>G-1<br>H-1 | G-2<br>H-2<br>I | J<br>K<br>L | MILEAGE BUILT DURING YEAR       |                          |                                 |        | MILEAGE OF FORMER TYPES REPLACED | NET MILEAGE CHANGE DUE TO CONSTRUCTION (13-14) |                                    |  |                                |
|                                    |                                       |   |  |                                       |       |        |                 |                 |             | ON EARTH ROADS OR NEW LOCATION  | RESURFACING TO SAME TYPE | NEW TYPES REPLACING OLD SURFACE | TOTAL  |                                  |  |                                    |  |                                |
| (1)                                | (2)                                   | (3)                                       | (4)                                      | (5)                                   | (6)   | (7)    | (8)             | (9)             | (10)        | (11)                            | (12)                     | (13)                            | (14)   | (15)                             | (16)   | (17)                               |  |                                |
| <b>FEDERAL-AID PRIMARY-RURAL</b>   |                                       |   |  |                                       |       |        |                 |                 |             |                                 |                          |                                 |        |                                  |  |                                    |  |                                |
| Abandoned                          | **                                    | **  | **                                       | -                                     | 12    | 43     | 28              | 42              | 8           | **                              | **                       | **                              | (133)  | **                               | **   | **                                 | **                                     | Abandoned                      |
| A, B                               | 155                                   | 13  | **                                       | **                                    | **    | **     | **              | **              | **          | **                              | **                       | **                              | **     | **                               | **   | **                                 | **                                     | A, B                           |
| C                                  | 456                                   | -27                                       | 29                                       | 14                                    | 1     | 17     | 4               | 22              | -           | 43                              | 1                        | 43                              | 87     | 37                               | -37  | -24                                | 131                                    | C                              |
| D, E                               | 4,471                                 | 667                                       | 87                                       | 2                                     | 5     | 226    | 29              | 15              | -           | 94                              | 226                      | 44                              | 364    | 1,215                            | -851   | -184                               | 4,287                                  | D, E                           |
| F, G-1, H-1                        | 47,313                                | 1,051                                     | 159                                      | 19                                    | 83    | 291    | 1,422           | 179             | 19          | 261                             | 1,422                    | 489                             | 2,172  | 3,353                            | -1,181   | -130                               | 47,183                                 | F, G-1, H-1                    |
| G-2, H-2, I                        | 105,774                               | 2,802                                     | 711                                      | -                                     | 44    | 544    | 1,799           | 4,016           | 2,022       | 755                             | 4,016                    | 4,365                           | 9,136  | 4,646                            | 7,448  | 113,222                            | G-2, H-2, I                            |                                |
| J, K, L                            | 56,187                                | -3,094                                    | 280                                      | 2                                     | 9     | 94     | 71              | 216             | 711         | 291                             | 711                      | 381                             | 1,383  | 2,760                            | -1,377   | -4,471                             | 51,716                                 | J, K, L                        |
| Total                              | 214,356                               | 1,412                                     | 1,266                                    | 37                                    | 154   | 1,215  | 3,353           | 4,490           | 2,760       | 1,444                           | 6,376                    | 5,322                           | 13,142 | 12,009                           | 1,133  | 2,545                              | 216,901                                | Total                          |
| <b>FEDERAL-AID PRIMARY-URBAN</b>   |                                       |   |  |                                       |       |        |                 |                 |             |                                 |                          |                                 |        |                                  |  |                                    |  |                                |
| Abandoned                          | **                                    | **  | **                                       | -                                     | -     | -      | 1               | 3               | 5           | **                              | **                       | **                              | (9)    | **                               | **   | **                                 | **                                     | Abandoned                      |
| A, B                               | 15                                    | -   | **                                       | **                                    | **    | **     | **              | **              | **          | **                              | **                       | **                              | **     | 1                                | -1   | -1                                 | 14                                     | A, B                           |
| C                                  | 14                                    | 2   | 3  | -                                     | -     | -      | -               | -               | -           | 3                               | -                        | -                               | 3      | 2                                | 1  | 3                                  | 17                                     | C                              |
| D, E                               | 34                                    | 8   | -  | -                                     | -     | 1      | -               | -               | -           | -                               | 1                        | -                               | 1      | 8                                | -7   | 1                                  | 35                                     | D, E                           |
| F, G-1, H-1                        | 717                                   | 113                                       | 4  | -                                     | -     | 4      | -               | 3               | 2           | 4                               | 4                        | 5                               | 13     | 47                               | -34  | 79                                 | 796                                    | F, G-1, H-1                    |
| G-2, H-2, I                        | 9,423                                 | 864                                       | 108                                      | 1                                     | 1     | 6      | 32              | 288             | 235         | 110                             | 288                      | 273                             | 671    | 390                              | 321  | 1,185                              | 10,608                                 | G-2, H-2, I                    |
| J, K, L                            | 8,124                                 | -311                                      | 105                                      | -                                     | 1     | 1      | 10              | 56              | 106         | 106                             | 106                      | 67                              | 279    | 348                              | -69  | -380                               | 7,744                                  | J, K, L                        |
| Total                              | 18,327                                | 676                                       | 220                                      | 1                                     | 2     | 8      | 47              | 350             | 348         | 223                             | 399                      | 345                             | 967    | 756                              | 211  | 887                                | 19,214                                 | Total                          |
| <b>FEDERAL-AID SECONDARY-RURAL</b> |                                       |   |  |                                       |       |        |                 |                 |             |                                 |                          |                                 |        |                                  |  |                                    |  |                                |
| Abandoned                          | **                                    | **  | **                                       | 14                                    | 17    | 110    | 35              | 13              | 1           | **                              | **                       | **                              | (190)  | **                               | **   | **                                 | **                                     | Abandoned                      |
| A, B                               | 3,167                                 | 1,583                                     | **                                       | **                                    | **    | **     | **              | **              | **          | **                              | **                       | **                              | **     | 589                              | -589   | 994                                | 4,161                                  | A, B                           |
| C                                  | 15,346                                | 1,760                                     | 9  | 13                                    | 349   | 237    | 1               | -               | -           | 22                              | 349                      | 238                             | 609    | 2,857                            | -2,248   | -488                               | 14,858                                 | C                              |
| D, E                               | 154,274                               | 22,266                                    | 177                                      | 80                                    | 981   | 4,462  | 50              | 8               | -           | 1,238                           | 4,462                    | 58                              | 5,758  | 14,335                           | -8,577   | 13,689                             | 167,963                                | D, E                           |
| F, G-1, H-1                        | 160,123                               | 8,011                                     | 343                                      | 394                                   | 1,377 | 7,174  | 3,316           | 76              | 68          | 2,114                           | 3,316                    | 7,318                           | 12,748 | 5,670                            | 7,078  | 15,089                             | 175,212                                | F, G-1, H-1                    |
| G-2, H-2, I                        | 76,583                                | 5,103                                     | 173                                      | 88                                    | 133   | 2,303  | 2,260           | 2,958           | 408         | 394                             | 2,958                    | 4,971                           | 8,323  | 3,090                            | 5,233  | 10,336                             | 86,919                                 | G-2, H-2, I                    |
| J, K, L                            | 13,276                                | -715                                      | 20                                       | -                                     | -     | 49     | 8               | 35              | 126         | 20                              | 126                      | 92                              | 238    | 603                              | -365   | -1,080                             | 12,196                                 | J, K, L                        |
| Unclassified                       | 92,506                                | -19,199                                   | -  | -                                     | -     | -      | -               | -               | -           | -                               | -                        | -                               | -      | -                                | -  | -19,199                            | 73,307                                 | Unclassified                   |
| Total                              | 515,275                               | 18,809                                    | 722                                      | 589                                   | 2,857 | 14,335 | 5,670           | 3,090           | 603         | 3,788                           | 11,211                   | 12,677                          | 27,676 | 27,144                           | 532  | 19,341                             | 534,616                                | Total                          |
| <b>FEDERAL-AID SECONDARY-URBAN</b> |                                       |   |  |                                       |       |        |                 |                 |             |                                 |                          |                                 |        |                                  |  |                                    |  |                                |
| Abandoned                          | **                                    | **  | **                                       | -                                     | -     | 1      | 1               | -               | 1           | **                              | **                       | **                              | (3)    | **                               | **   | **                                 | **                                     | Abandoned                      |
| A, B                               | 1                                     | 1   | **                                       | **                                    | **    | **     | **              | **              | **          | **                              | **                       | **                              | **     | 1                                | -1   | -                                  | 1                                      | A, B                           |
| C                                  | 19                                    | 6   | -  | -                                     | -     | -      | -               | -               | -           | -                               | -                        | -                               | -      | 3                                | -3   | 3                                  | 22                                     | C                              |
| D, E                               | 203                                   | 124                                       | -  | -                                     | 1     | 2      | -               | -               | -           | 1                               | 2                        | -                               | 3      | 19                               | -16  | 108                                | 311                                    | D, E                           |
| F, G-1, H-1                        | 1,803                                 | 468                                       | 2  | -                                     | 2     | 24     | 24              | 4               | 4           | 24                              | 24                       | 8                               | 36     | 70                               | -34  | 434                                | 2,237                                  | F, G-1, H-1                    |
| G-2, H-2, I                        | 3,112                                 | 997                                       | 4  | 1                                     | 8     | 41     | 130             | 34              | 5           | 130                             | 83                       | 218                             | 135    | 83                               | 1,080  | 4,192                              | 4,192                                  | G-2, H-2, I                    |
| J, K, L                            | 1,396                                 | 31  | 7  | -                                     | -     | 4      | 5               | 18              | 7           | 18                              | 9                        | 34                              | 53     | 12                               | -19  | 12                                 | 1,408                                  | J, K, L                        |
| Unclassified                       | 1,428                                 | 659                                       | -  | -                                     | -     | -      | -               | -               | -           | -                               | -                        | -                               | -      | -                                | -  | 659                                | 2,087                                  | Unclassified                   |
| Total                              | 7,962                                 | 2,286                                     | 13                                       | 1                                     | 3     | 19     | 70              | 135             | 53          | 17                              | 174                      | 100                             | 291    | 281                              | 10   | 2,296                              | 10,258                                 | Total                          |

1/ Surface types in these columns are as follows: A, primitive; B, unimproved; C, graded and drained; D, soil-surfaced; E, slag, gravel, or stone; F, bituminous surface treated; G-1, mixed bituminous; and H-1, bituminous penetration having a combined thickness of surface base less than 7 inches and/or low load-bearing capacity; G-2, mixed bituminous; and H-2, bituminous penetration having a combined thickness of surface and base 7 inches or more and/or a high load-bearing capacity; I, bituminous concrete and sheet asphalt; J, Portland cement concrete; K, brick; L, block. Segregation of G and H surfaces according to thickness and load-bearing capacity is not uniform for all States. Where no segregation was reported for them, the mileage was classified as G-1 and H-1.

Federal Aid

## EXISTING SURFACED MILEAGE OF THE FEDERAL-AID PRIMARY HIGHWAY SYSTEM-SUMMARY <sup>1/</sup>

CLASSIFIED BY WIDTHS AND AVERAGE DAILY TRAFFIC VOLUMES

Compiled in cooperation with  
State highway departments

TABLE FM-110, 1957  
SHEET 1 OF 2  
ISSUED DECEMBER 1958

| SURFACE WIDTH AND<br>DEGREE OF ACCESS CONTROL | FEDERAL-AID PRIMARY HIGHWAY SYSTEM - RURAL |               |                 |                 |                 |                 |                 |                   |                   |                   |                   |                       |                        | TOTAL<br>SURFACED<br>MILEAGE |
|---|--|---------------|-----------------|-----------------|-----------------|-----------------|-----------------|-------------------|-------------------|-------------------|-------------------|-----------------------|------------------------|------------------------------|
|   | AVERAGE DAILY TRAFFIC VOLUMES              |               |                 |                 |                 |                 |                 |                   |                   |                   |                   |                       |                        |                              |
|   | LESS<br>THAN<br>400                        | 400-<br>999   | 1,000-<br>1,999 | 2,000-<br>2,999 | 3,000-<br>3,999 | 4,000-<br>4,999 | 5,000-<br>9,999 | 10,000-<br>14,999 | 15,000-<br>19,999 | 20,000-<br>29,999 | 30,000-<br>39,999 | 40,000<br>AND<br>OVER | UN-<br>CLAS-<br>SIFIED |                              |
| Undivided:                                    |  |               |                 |                 |                 |                 |                 |                   |                   |                   |                   |                       |                        |                              |
| Under 20 feet                                 | 2,453                                      | 6,929         | 11,837          | 5,963           | 2,230           | 745             | 720             | 43                | 4                 | -                 | -                 | 1                     | 128                    | 31,053                       |
| 20-21   | 4,588                                      | 13,741        | 20,418          | 11,045          | 5,764           | 2,946           | 3,025           | 195               | 25                | -                 | 4                 | -                     | 155                    | 61,906                       |
| 22-23   | 3,170                                      | 10,091        | 13,526          | 7,943           | 4,362           | 2,379           | 2,751           | 270               | 12                | -                 | 1                 | -                     | 85                     | 44,590                       |
| 24-26   | 4,398                                      | 10,326        | 13,977          | 9,454           | 6,614           | 3,703           | 3,987           | 235               | 23                | -                 | -                 | -                     | 86                     | 52,803                       |
| 27-35   | 850  | 1,736         | 1,921           | 1,016           | 873             | 774             | 1,806           | 397               | 65                | 18                | -                 | -                     | 100                    | 9,556                        |
| 36-43   | 126  | 180           | 566             | 633             | 598             | 461             | 901             | 547               | 162               | 38                | -                 | -                     | 61                     | 4,273                        |
| 44-47   | 24   | 40            | 83              | 81              | 118             | 48              | 234             | 88                | 60                | 8                 | -                 | -                     | 16                     | 800                          |
| 48 and over                                   | 269  | 105           | 35              | 184             | 143             | 80              | 644             | 265               | 29                | 36                | -                 | -                     | 51                     | 1,841                        |
| <b>Total Undivided</b>                        | <b>15,878</b>                              | <b>43,148</b> | <b>62,363</b>   | <b>36,319</b>   | <b>20,702</b>   | <b>11,136</b>   | <b>14,068</b>   | <b>2,040</b>      | <b>380</b>        | <b>100</b>        | <b>5</b>          | <b>1</b>              | <b>682</b>             | <b>206,822</b>               |
| Divided:                                      |  |               |                 |                 |                 |                 |                 |                   |                   |                   |                   |                       |                        |                              |
| No access control:                            |  |               |                 |                 |                 |                 |                 |                   |                   |                   |                   |                       |                        |                              |
| Less than 44                                  | **   | **            | 27              | 15              | 76              | 107             | 225             | 92                | 80                | 46                | 1                 | -                     | -                      | 669                          |
| 44-47   | **   | **            | 32              | 79              | 112             | 124             | 656             | 242               | 47                | 22                | 4                 | -                     | -                      | 1,318                        |
| 48 and over                                   | **   | **            | 175             | 153             | 384             | 364             | 1,354           | 316               | 125               | 97                | 18                | 8                     | -                      | 2,994                        |
| Subtotal                                      | **   | **            | 234             | 247             | 572             | 595             | 2,235           | 650               | 252               | 165               | 23                | 8                     | -                      | 4,981                        |
| Partial access control: <u>2/</u>             |  |               |                 |                 |                 |                 |                 |                   |                   |                   |                   |                       |                        |                              |
| Less than 44                                  | **   | **            | -               | -               | 9               | 14              | 58              | 18                | 15                | -                 | -                 | -                     | -                      | 114                          |
| 44-47   | **   | **            | 1               | 9               | 15              | 75              | 213             | 137               | 74                | 1                 | -                 | -                     | -                      | 525                          |
| 48 and over                                   | **   | **            | 17              | 28              | 115             | 297             | 760             | 284               | 65                | 34                | -                 | -                     | -                      | 1,600                        |
| Subtotal                                      | **   | **            | 18              | 37              | 139             | 386             | 1,031           | 439               | 154               | 35                | -                 | -                     | -                      | 2,239                        |
| Full access control: <u>2/</u>                |  |               |                 |                 |                 |                 |                 |                   |                   |                   |                   |                       |                        |                              |
| Less than 44                                  | **   | **            | 1               | -               | -               | 1               | 90              | -                 | -                 | -                 | -                 | -                     | -                      | 92                           |
| 44-47   | **   | **            | 1               | -               | 8               | 2               | 53              | 102               | 2                 | -                 | 1                 | -                     | -                      | 169                          |
| 48 and over                                   | **   | **            | 108             | 47              | 202             | 195             | 774             | 591               | 115               | 35                | 23                | 15                    | -                      | 2,105                        |
| Subtotal                                      | **   | **            | 110             | 47              | 210             | 198             | 917             | 693               | 117               | 35                | 24                | 15                    | -                      | 2,366                        |
| <b>Total Divided</b>                          | <b>**</b>                                  | <b>**</b>     | <b>362</b>      | <b>331</b>      | <b>921</b>      | <b>1,179</b>    | <b>4,183</b>    | <b>1,782</b>      | <b>523</b>        | <b>235</b>        | <b>47</b>         | <b>23</b>             | <b>-</b>               | <b>9,586</b>                 |
| <b>Total Surfaced Mileage</b>                 | <b>15,878</b>                              | <b>43,148</b> | <b>62,725</b>   | <b>36,650</b>   | <b>21,623</b>   | <b>12,315</b>   | <b>18,251</b>   | <b>3,822</b>      | <b>903</b>        | <b>335</b>        | <b>52</b>         | <b>24</b>             | <b>3/ 682</b>          | <b>216,408</b>               |

Highway Statistics, 1957

# EXISTING SURFACED MILEAGE OF THE FEDERAL-AID PRIMARY HIGHWAY SYSTEM-SUMMARY <sup>1/</sup>

CLASSIFIED BY WIDTHS AND AVERAGE DAILY TRAFFIC VOLUMES

TABLE FM-110, 1957  
SHEET 2 OF 2  
ISSUED DECEMBER 1958

Compiled in cooperation with  
State highway departments

| SURFACE WIDTH AND<br>DEGREE OF ACCESS CONTROL | FEDERAL-AID PRIMARY HIGHWAY SYSTEM - URBAN |             |                 |                 |                 |                 |                 |                   |                   |                   |                   |                       |                        | TOTAL<br>SURFACED<br>MILEAGE |
|---|--|-------------|-----------------|-----------------|-----------------|-----------------|-----------------|-------------------|-------------------|-------------------|-------------------|-----------------------|------------------------|------------------------------|
|   | AVERAGE DAILY TRAFFIC VOLUMES              |             |                 |                 |                 |                 |                 |                   |                   |                   |                   |                       |                        |                              |
|   | LESS<br>THAN<br>400                        | 400-<br>999 | 1,000-<br>1,999 | 2,000-<br>2,999 | 3,000-<br>3,999 | 4,000-<br>4,999 | 5,000-<br>9,999 | 10,000-<br>14,999 | 15,000-<br>19,999 | 20,000-<br>29,999 | 30,000-<br>39,999 | 40,000<br>AND<br>OVER | UN-<br>CLASSI-<br>FIED |                              |
| Undivided:                                    |  |             |                 |                 |                 |                 |                 |                   |                   |                   |                   |                       |                        |                              |
| Under 20 feet                                 | 7  | 19          | 51              | 119             | 132             | 91              | 202             | 23                | 13                | 2                 | -                 | -                     | 50                     | 709                          |
| 20-21   | 2  | 15          | 112             | 202             | 231             | 176             | 499             | 119               | 22                | 1                 | -                 | 1                     | 160                    | 1,540                        |
| 22-23   | 4  | 48          | 57              | 79              | 103             | 87              | 315             | 90                | 17                | 2                 | 1                 | -                     | 144                    | 947                          |
| 24-26   | 5  | 19          | 95              | 180             | 190             | 246             | 580             | 173               | 26                | 10                | 1                 | 1                     | 367                    | 1,893                        |
| 27-35   | 1  | 23          | 44              | 77              | 121             | 186             | 844             | 442               | 184               | 54                | 4                 | 4                     | 244                    | 2,228                        |
| 36-43   | 2  | 22          | 17              | 54              | 105             | 164             | 1,077           | 798               | 513               | 349               | 53                | 12                    | 456                    | 3,622                        |
| 44-47   | -  | -           | 17              | 50              | 66              | 37              | 221             | 217               | 181               | 107               | 61                | -                     | 111                    | 1,068                        |
| 48 and over                                   | 9  | -           | 11              | 27              | 58              | 67              | 589             | 634               | 507               | 477               | 158               | 106                   | 530                    | 3,173                        |
| <b>Total Undivided</b>                        | <b>30</b>                                  | <b>146</b>  | <b>404</b>      | <b>788</b>      | <b>1,006</b>    | <b>1,054</b>    | <b>4,327</b>    | <b>2,496</b>      | <b>1,463</b>      | <b>1,002</b>      | <b>278</b>        | <b>124</b>            | <b>2,062</b>           | <b>15,180</b>                |
| Divided:                                      |  |             |                 |                 |                 |                 |                 |                   |                   |                   |                   |                       |                        |                              |
| No access control:                            |  |             |                 |                 |                 |                 |                 |                   |                   |                   |                   |                       |                        |                              |
| Less than 44                                  | **   | **          | 3               | -               | 3               | 7               | 35              | 32                | 56                | 31                | 13                | 1                     | 44                     | 225                          |
| 44-47   | **   | **          | 1               | 3               | 7               | 10              | 60              | 61                | 56                | 38                | 25                | 6                     | 36                     | 303                          |
| 48 and over                                   | **   | **          | 17              | 1               | 32              | 82              | 267             | 223               | 288               | 318               | 215               | 150                   | 342                    | 1,935                        |
| Subtotal                                      | **   | **          | 21              | 4               | 42              | 99              | 362             | 316               | 400               | 387               | 253               | 157                   | 422                    | 2,463                        |
| Partial access control: <sup>2/</sup>         |  |             |                 |                 |                 |                 |                 |                   |                   |                   |                   |                       |                        |                              |
| Less than 44                                  | **   | **          | -               | 1               | 1               | 1               | 7               | 4                 | 4                 | 8                 | 3                 | -                     | -                      | 29                           |
| 44-47   | **   | **          | -               | -               | 1               | 7               | 33              | 15                | 20                | 13                | 1                 | 7                     | -                      | 97                           |
| 48 and over                                   | **   | **          | 12              | 9               | 12              | 28              | 128             | 80                | 93                | 89                | 12                | -                     | 1                      | 464                          |
| Subtotal                                      | **   | **          | 12              | 10              | 14              | 36              | 168             | 99                | 117               | 110               | 16                | 7                     | 1                      | 590                          |
| Full access control: <sup>2/</sup>            |  |             |                 |                 |                 |                 |                 |                   |                   |                   |                   |                       |                        |                              |
| Less than 44                                  | **   | **          | -               | -               | -               | 1               | -               | -                 | -                 | -                 | -                 | -                     | -                      | 1                            |
| 44-47   | **   | **          | -               | -               | -               | 6               | 35              | 3                 | 5                 | 1                 | 3                 | -                     | -                      | 53                           |
| 48 and over                                   | **   | **          | 15              | 8               | 4               | 21              | 163             | 153               | 95                | 97                | 118               | 210                   | 12                     | 896                          |
| Subtotal                                      | **   | **          | 15              | 8               | 4               | 22              | 169             | 188               | 98                | 102               | 119               | 213                   | 12                     | 950                          |
| <b>Total Divided</b>                          | <b>**</b>                                  | <b>**</b>   | <b>48</b>       | <b>22</b>       | <b>60</b>       | <b>157</b>      | <b>699</b>      | <b>603</b>        | <b>615</b>        | <b>599</b>        | <b>388</b>        | <b>377</b>            | <b>435</b>             | <b>4,003</b>                 |
| <b>Total Surfaced Mileage</b>                 | <b>30</b>                                  | <b>146</b>  | <b>452</b>      | <b>810</b>      | <b>1,066</b>    | <b>1,211</b>    | <b>5,026</b>    | <b>3,099</b>      | <b>2,078</b>      | <b>1,601</b>      | <b>666</b>        | <b>501</b>            | <b>3/ 2,497</b>        | <b>19,183</b>                |

1/ Figures include mileage of the Interstate System.  
 2/ Partial control--The State has legal authority to prohibit access and exercises this authority to some degree to deny crossings at grade or at private driveway connections. Full control--Authority to control access is exercised to give preference to through traffic by providing access connections with selected public roads and streets only and prohibiting crossings at grade or direct private driveway connections.  
 3/ States not reporting average daily traffic volume data are listed in Table FM-15.

Federal Aid





# MILEAGE BUILT ON THE FEDERAL-AID SYSTEMS CLASSIFIED BY TYPE OF SURFACE

Compiled in cooperation with  
State highway departments

Data as of December 31, 1957

TABLE FB-2, 1957  
SHEET 2 OF 2  
ISSUED DECEMBER 1958

| STATE<br>OR<br>TERRITORY | FEDERAL-AID SECONDARY HIGHWAY SYSTEM-RURAL |                                |                 |                 |     |  |   |                              |   | FEDERAL-AID SECONDARY HIGHWAY SYSTEM-URBAN |                                |                 |                 |    |  |   |                              |   | STATE<br>OR<br>TERRITORY |               |
|--------------------------|--|--------------------------------|-----------------|-----------------|-----|--|---|------------------------------|---|--|--------------------------------|-----------------|-----------------|----|--|---|------------------------------|---|--------------------------|---------------|
|                          | MILEAGE<br>GRADED<br>AND<br>DRAINED        | MILEAGE SURFACED <sup>1/</sup> |                 |                 |     |  |   |                              | TOTAL<br>MILEAGE<br>GRADED<br>OR<br>SURFACED<br><sup>2/</sup> | MILEAGE<br>GRADED<br>AND<br>DRAINED        | MILEAGE SURFACED <sup>1/</sup> |                 |                 |    |  |   |                              | TOTAL<br>MILEAGE<br>GRADED<br>OR<br>SURFACED<br><sup>2/</sup> |                          |               |
|                          |  | D<br>E                         | F<br>G-1<br>H-1 | G-2<br>H-2<br>I | J   | SUBTOTALS  |   | TOTAL<br>MILEAGE<br>SURFACED |   |  | D<br>E                         | F<br>G-1<br>H-1 | G-2<br>H-2<br>I | J  | SUBTOTALS  |   | TOTAL<br>MILEAGE<br>SURFACED |   |                          |               |
|                          |  |                                |                 |                 |     | SURFACING<br>ON EARTH<br>ROADS<br>OR NEW<br>LOCATION | RECON-<br>STRUC-<br>TION OR<br>RESUR-<br>FACING |                              |   |  |                                |                 |                 |    | SURFACING<br>ON EARTH<br>ROADS<br>OR NEW<br>LOCATION | RECON-<br>STRUC-<br>TION OR<br>RESUR-<br>FACING |                              |   |                          |               |
| Alabama                  | -  | -                              | 816             | 60              | -   | 46   | 830   | 876                          | 876   | -  | -                              | 3               | 1               | -  | -  | 4   | 4                            | 4   | Alabama                  |               |
| Arizona                  | -  | 23                             | 60              | 61              | -   | 72   | 72  | 144                          | 144   | -  | -                              | -               | 2               | -  | 2  | 2   | 2                            | 2   | Arizona                  |               |
| Arkansas                 | -  | 73                             | 361             | 76              | -1  | 16   | 495   | 511                          | 511   | -  | -                              | -               | 2               | -  | 2  | 2   | 2                            | 2   | Arkansas                 |               |
| California               | 9  | 39                             | 348             | 220             | 65  | 1  | 671   | 672                          | 681   | -  | -                              | 11              | 21              | 4  | 1  | 35  | 36                           | 36  | California               |               |
| Colorado                 | -  | 28                             | -               | 169             | 1   | 15   | 183   | 198                          | 198   | -  | -                              | -               | 2               | -  | 2  | 2   | 2                            | 2   | Colorado                 |               |
| Connecticut              | -  | -                              | -               | 8               | -   | 8  | 8   | 8                            | 8   | -  | -                              | -               | 1               | -  | 1  | 1   | 1                            | 1   | Connecticut              |               |
| Delaware                 | -  | -                              | 62              | 76              | 2   | 7  | 133   | 140                          | 140   | -  | -                              | -               | -               | -  | -  | -   | -                            | -   | Delaware                 |               |
| Florida                  | 9  | -                              | 285             | 219             | -   | 185  | 319   | 504                          | 513   | -  | -                              | 1               | 17              | 3  | -  | 21  | 21                           | 21  | Florida                  |               |
| Georgia                  | 92   | 20                             | 553             | 118             | 7   | 272  | 426   | 698                          | 790   | -  | -                              | -               | -               | -  | -  | -   | -                            | -   | Georgia                  |               |
| Idaho                    | -  | 5                              | 61              | 83              | -   | 5  | 144   | 149                          | 149   | -  | -                              | -               | -               | -  | -  | -   | -                            | -   | Idaho                    |               |
| Illinois                 | 7  | 171                            | 289             | 18              | 19  | 14   | 483   | 497                          | 504   | -  | -                              | -               | -               | -  | -  | -   | -                            | -   | Illinois                 |               |
| Indiana                  | -  | -                              | -               | 257             | 23  | 5  | 275   | 280                          | 280   | -  | -                              | -               | 7               | 1  | -  | 8   | 8                            | 8   | Indiana                  |               |
| Iowa                     | 72   | 914                            | 264             | 440             | 42  | 218  | 1,442   | 1,660                        | 1,732   | -  | -                              | 1               | -               | -  | -  | 1   | 1                            | 1   | Iowa                     |               |
| Kansas                   | 101  | 346                            | 488             | 2               | -   | 37   | 799   | 836                          | 937   | -  | -                              | -               | -               | -  | -  | -   | -                            | -   | Kansas                   |               |
| Kentucky                 | -  | 201                            | 374             | 438             | 4   | 17   | 1,000   | 1,017                        | 1,017   | -  | -                              | -               | 7               | -  | 7  | 7   | 7                            | 7   | Kentucky                 |               |
| Louisiana                | -  | -                              | -               | 388             | 5   | -  | 393   | 393                          | 393   | -  | -                              | -               | 11              | 2  | -  | 13  | 13                           | 13  | Louisiana                |               |
| Maine                    | -  | 1                              | 20              | 60              | -   | 12   | 69  | 81                           | 81  | -  | -                              | 1               | -               | -  | -  | 1   | 1                            | 1   | Maine                    |               |
| Maryland                 | -  | -                              | 5               | 39              | -   | 8  | 36  | 44                           | 44  | -  | -                              | -               | 2               | 4  | 4  | 2   | 6                            | 6   | Maryland                 |               |
| Massachusetts            | -  | -                              | -               | 8               | -   | 1  | 7   | 8                            | 8   | -  | -                              | -               | 4               | -  | 1  | 3   | 4                            | 4   | Massachusetts            |               |
| Michigan                 | 38   | 105                            | 460             | 48              | 7   | 17   | 603   | 620                          | 658   | -  | -                              | -               | 3               | 4  | 1  | 6   | 7                            | 7   | Michigan                 |               |
| Minnesota                | 89   | 539                            | 122             | 677             | 1   | 65   | 1,274   | 1,339                        | 1,428   | -  | -                              | -               | 1               | 3  | -  | 4   | 4                            | 4   | Minnesota                |               |
| Mississippi              | -  | -                              | 116             | -               | -   | -  | 116   | 116                          | 116   | -  | -                              | -               | -               | -  | -  | -   | -                            | -   | Mississippi              |               |
| Missouri                 | -  | 1,406                          | 2,748           | 3               | -   | 205  | 3,952   | 4,157                        | 4,157   | -  | -                              | 2               | -               | 2  | 2  | 2   | 4                            | 4   | Missouri                 |               |
| Montana                  | 56   | 108                            | 245             | 37              | -   | 152  | 238   | 390                          | 446   | -  | -                              | 1               | 1               | -  | -  | 2   | 2                            | 2   | Montana                  |               |
| Nebraska                 | -  | 357                            | 180             | 4               | 4   | 220  | 325   | 545                          | 545   | -  | 1                              | -               | -               | 1  | -  | 2   | 2                            | 2   | Nebraska                 |               |
| Nevada                   | -  | -                              | 19              | 142             | -   | 79   | 82  | 161                          | 161   | -  | -                              | -               | -               | -  | -  | -   | -                            | -   | Nevada                   |               |
| New Hampshire            | -  | 2                              | 49              | -               | -   | 11   | 40  | 51                           | 51  | -  | -                              | 1               | 1               | -  | 1  | 1   | 2                            | 2   | New Hampshire            |               |
| New Jersey               | -  | -                              | -               | 6               | 1   | -  | 7   | 7                            | 7   | -  | -                              | -               | 5               | 2  | -  | 7   | 7                            | 7   | New Jersey               |               |
| New Mexico               | 9  | -                              | 134             | 37              | -   | 83   | 88  | 171                          | 180   | -  | -                              | -               | 3               | -  | -  | 3   | 3                            | 3   | New Mexico               |               |
| New York                 | -  | -                              | 18              | 23              | -   | 5  | 36  | 41                           | 41  | -  | -                              | -               | 5               | 1  | 6  | 6   | 6                            | 6   | New York                 |               |
| North Carolina           | 12   | 169                            | 403             | 313             | 20  | 191  | 714   | 905                          | 917   | -  | -                              | 4               | 10              | 1  | 14   | 15  | 15                           | 15  | North Carolina           |               |
| North Dakota             | 69   | 341                            | 44              | 73              | -   | 82   | 376   | 458                          | 527   | -  | -                              | -               | -               | -  | -  | -   | -                            | -   | North Dakota             |               |
| Ohio                     | -  | 13                             | 530             | 1,578           | 3   | 13   | 2,111   | 2,124                        | 2,124   | -  | -                              | -               | 15              | -  | 15   | 15  | 15                           | 15  | Ohio                     |               |
| Oklahoma                 | 29   | 329                            | 668             | 22              | 9   | 566  | 462   | 1,028                        | 1,057   | -  | 2                              | 3               | 1               | 2  | 2  | 6   | 8                            | 8   | Oklahoma                 |               |
| Oregon                   | -  | 7                              | 13              | 263             | -   | 29   | 254   | 283                          | 283   | -  | -                              | -               | 4               | -  | 1  | 3   | 4                            | 4   | Oregon                   |               |
| Pennsylvania             | -  | -                              | 61              | 415             | 13  | 4  | 485   | 489                          | 489   | -  | -                              | 3               | 35              | 1  | 39   | 39  | 39                           | 39  | Pennsylvania             |               |
| Rhode Island             | -  | -                              | -               | -               | -   | -  | -   | -                            | -   | -  | -                              | -               | 4               | -  | 4  | 4   | 4                            | 4   | Rhode Island             |               |
| South Carolina           | -  | 1                              | 457             | 11              | -   | 367  | 102   | 469                          | 469   | -  | -                              | -               | 7               | -  | 1  | 6   | 7                            | 7   | South Carolina           |               |
| South Dakota             | -  | 263                            | 81              | 93              | -   | 64   | 373   | 437                          | 437   | -  | -                              | -               | -               | -  | -  | -   | -                            | -   | South Dakota             |               |
| Tennessee                | -  | 218                            | 443             | 299             | -   | -  | 960   | 960                          | 960   | -  | -                              | 1               | 5               | -  | 6  | 6   | 6                            | 6   | Tennessee                |               |
| Texas                    | 9  | 3                              | 1,237           | 391             | 2   | 544  | 1,089   | 1,633                        | 1,642   | -  | -                              | 3               | 23              | 1  | 1  | 26  | 27                           | 27  | Texas                    |               |
| Utah                     | -  | 7                              | 7               | 173             | -   | 29   | 158   | 187                          | 187   | -  | -                              | -               | 6               | -  | 6  | 6   | 6                            | 6   | Utah                     |               |
| Vermont                  | -  | -                              | 84              | 11              | -   | 3  | 92  | 95                           | 95  | -  | -                              | -               | -               | -  | -  | -   | -                            | -   | Vermont                  |               |
| Virginia                 | -  | 4                              | 427             | 63              | -   | 7  | 487   | 494                          | 494   | -  | -                              | -               | 1               | -  | 1  | 1   | 1                            | 1   | Virginia                 |               |
| Washington               | -  | -                              | 17              | 29              | 1   | 5  | 42  | 47                           | 47  | -  | -                              | -               | 7               | -  | 7  | 7   | 7                            | 7   | Washington               |               |
| West Virginia            | -  | 65                             | 118             | 638             | 2   | 42   | 761   | 823                          | 823   | -  | -                              | -               | 2               | -  | 2  | 2   | 2                            | 2   | West Virginia            |               |
| Wisconsin                | -  | -                              | 28              | 152             | 6   | -  | 186   | 186                          | 186   | -  | -                              | -               | -               | 2  | 2  | 2   | 2                            | 2   | Wisconsin                |               |
| Wyoming                  | 8  | -                              | 26              | 66              | -   | 30   | 62  | 92                           | 100   | -  | -                              | -               | -               | -  | -  | -   | -                            | -   | Wyoming                  |               |
| Dist. of Col.            | -  | -                              | -               | -               | -   | -  | -   | -                            | -   | -  | -                              | -               | 1               | -  | 1  | 1   | 1                            | 1   | 1                        | Dist. of Col. |
| Subtotal                 | 609  | 5,758                          | 12,721          | 8,307           | 238 | 3,744  | 23,280  | 27,024                       | 27,633  | -  | 3                              | 35              | 217             | 34 | 17   | 274   | 291                          | 291   | Subtotal                 |               |
| Hawaii                   | -  | -                              | -               | 1               | -   | -  | 1   | 1                            | 1   | -  | -                              | -               | -               | -  | -  | -   | -                            | -   | Hawaii                   |               |
| Puerto Rico              | -  | -                              | 27              | 15              | -   | 22   | 20  | 42                           | 42  | -  | -                              | 1               | 1               | -  | -  | 2   | 2                            | 2   | Puerto Rico              |               |
| Total                    | 609  | 5,758                          | 12,748          | 8,323           | 238 | 3,766  | 23,301  | 27,067                       | 27,676  | -  | 3                              | 36              | 218             | 34 | 17   | 274   | 291                          | 291   | Total                    |               |

<sup>1/</sup> Surface types in these columns are as follows: D, soil-surfaced; E, slag, gravel, or stone; F, bituminous surface treated; G-1, mixed bituminous, and H-1, bituminous penetration having a combined thickness of surface and base less than 7 inches and/or low load-bearing capacity; G-2, mixed bituminous, and H-2, bituminous penetration having a combined thickness of surface and base 7 inches or more and/or a high

load-bearing capacity; I, bituminous concrete and sheet asphalt; and J, Portland cement concrete.  
<sup>2/</sup> Does not include mileage built in some States where Federal-aid system routes overlap on local roads and streets.

Federal Aid

MILEAGE COMPLETED DURING 1957 ON PROJECTS FINANCED WITH FEDERAL-AID HIGHWAY FUNDS

| STATE OR TERRITORY | TOTAL MILEAGE GRADED OR SURFACED | MILEAGE GRADED AND DRAINED | MILEAGE SURFACED       |               |                 |                            |                  |                        |                                       |                          |             |          | STATE OR TERRITORY |       |                |
|--------------------|----------------------------------|----------------------------|------------------------|---------------|-----------------|----------------------------|------------------|------------------------|---------------------------------------|--------------------------|-------------|----------|--------------------|-------|----------------|
|                    |                                  |                            | TOTAL MILEAGE SURFACED | SOIL-SURFACED | GRAVEL OR STONE | BITUMINOUS SURFACE-TREATED | MIXED BITUMINOUS | BITUMINOUS PENETRATION | BITUMINOUS CONCRETE AND SHEET ASPHALT | PORTLAND CEMENT CONCRETE | COMBINATION | FINISHES |                    |       |                |
| Alabama            | 672.5                            | 140.3                      | 532.2                  | 7.9           | 9.9             | 346.0                      | 2.5              | 152.1                  | 9.6                                   |                          |             |          |                    | 4.2   | Alabama        |
| Arizona            | 163.7                            | 15.1                       | 148.6                  |               | 10.0            | 17.2                       | 119.5            |                        |                                       |                          |             |          |                    | 1.4   | Arizona        |
| Arkansas           | 371.9                            | 2.2                        | 369.7                  | 11.7          | 39.3            | 211.8                      | 10.2             |                        | 88.8                                  |                          |             |          |                    | 2.3   | Arkansas       |
| California         | 271.1                            | 7.7                        | 263.4                  |               |                 | 12.2                       | 188.9            |                        | 1.7                                   |                          |             |          |                    | 6.5   | California     |
| Colorado           | 312.5                            | 29.8                       | 282.7                  |               | 50.3            | 28.0                       | 194.9            |                        | 2.2                                   |                          |             |          |                    | 1.3   | Colorado       |
| Connecticut        | 15.6                             |                            | 15.6                   |               |                 |                            |                  |                        | 9.6                                   |                          |             |          |                    | .1    | Connecticut    |
| Delaware           | 53.9                             |                            | 53.9                   |               |                 | 3.4                        |                  |                        | 28.0                                  |                          |             |          |                    | 1.1   | Delaware       |
| Florida            | 307.0                            | 4.0                        | 303.0                  |               |                 |                            | 36.4             |                        | 198.6                                 |                          |             |          |                    | 1.5   | Florida        |
| Georgia            | 387.2                            | 6.1                        | 381.1                  |               |                 | 286.5                      |                  |                        | 83.1                                  |                          |             |          |                    | 1.7   | Georgia        |
| Idaho              | 247.8                            | 12.6                       | 235.2                  |               | 107.7           | 133.8                      | 100.9            |                        | 163.3                                 |                          |             |          |                    | .5    | Idaho          |
| Illinois           | 679.9                            | 16.0                       | 663.9                  |               | 2.1             | 230.3                      | 74.2             |                        | 66.5                                  |                          |             |          |                    | 3.0   | Illinois       |
| Indiana            | 105.8                            | .3                         | 105.5                  |               |                 |                            | 18.6             |                        |                                       |                          |             |          |                    | 1.0   | Indiana        |
| Iowa               | 1,230.5                          | 91.8                       | 1,138.7                |               | 422.2           | 38.0                       | 296.4            |                        | 111.3                                 |                          |             |          |                    | 4.7   | Iowa           |
| Kansas             | 1,411.0                          | 326.7                      | 1,084.3                |               | 342.2           | 457.3                      | 183.8            |                        | 58.2                                  |                          |             |          |                    | 5.1   | Kansas         |
| Kentucky           | 319.3                            |                            | 319.3                  |               | 94.2            | 4.0                        | 110.4            |                        | 80.2                                  |                          |             |          |                    | 1.9   | Kentucky       |
| Louisiana          | 77.7                             |                            | 77.7                   |               |                 | 67.9                       |                  |                        | 8.7                                   |                          |             |          |                    | 1.1   | Louisiana      |
| Maine              | 153.6                            |                            | 153.6                  |               |                 | 32.8                       | 15.0             |                        | 97.2                                  |                          |             |          |                    | .4    | Maine          |
| Maryland           | 142.7                            | .4                         | 142.3                  |               | 20.0            | 46.9                       | 2.4              |                        | 23.0                                  |                          |             |          |                    | .3    | Maryland       |
| Massachusetts      | 25.3                             |                            | 25.3                   |               |                 |                            | 2.1              |                        | 22.8                                  |                          |             |          |                    | .4    | Massachusetts  |
| Michigan           | 727.6                            | 29.9                       | 697.7                  |               | 132.1           | 160.4                      | 235.0            |                        | 92.8                                  |                          |             |          |                    | 1.1   | Michigan       |
| Minnesota          | 1,535.3                          | 193.2                      | 1,342.1                |               | 345.6           | 356.6                      | 911.9            |                        | 1.4                                   |                          |             |          |                    | .4    | Minnesota      |
| Mississippi        | 553.3                            | 52.8                       | 500.5                  | 3.9           | 79.0            |                            | 3.1              |                        |                                       |                          |             |          |                    | 2.9   | Mississippi    |
| Missouri           | 1,260.4                          | 16.9                       | 1,243.5                | 35.3          | 1,042.6         | 82.9                       | 16.3             |                        | 16.8                                  |                          |             |          |                    | 4.8   | Missouri       |
| Montana            | 514.2                            | 23.9                       | 490.3                  |               | 171.1           | 195.9                      | 122.5            |                        |                                       |                          |             |          |                    | .8    | Montana        |
| Nebraska           | 631.3                            | 14.8                       | 616.5                  | 6.8           | 287.0           | 27.5                       | 225.9            |                        | 32.1                                  |                          |             |          |                    | 1.0   | Nebraska       |
| Nevada             | 258.8                            |                            | 258.8                  |               |                 |                            | 258.4            |                        |                                       |                          |             |          |                    | .4    | Nevada         |
| New Hampshire      | 51.3                             |                            | 51.3                   |               |                 | 24.3                       | 24.9             |                        | 1.8                                   |                          |             |          |                    | .3    | New Hampshire  |
| New Jersey         | 46.1                             | 6.2                        | 39.9                   |               |                 |                            |                  |                        | 11.2                                  |                          |             |          |                    | 1.2   | New Jersey     |
| New Mexico         | 274.3                            | 8.1                        | 266.2                  |               | 8.0             | 112.7                      | 143.8            |                        |                                       |                          |             |          |                    | 1.2   | New Mexico     |
| New York           | 408.4                            | 3.0                        | 405.4                  |               |                 | 2.4                        | 3.6              |                        |                                       |                          |             |          |                    | 1.9   | New York       |
| North Carolina     | 670.0                            | 104.4                      | 565.6                  | .7            | .2              | 296.7                      | 103.7            |                        | 316.9                                 |                          |             |          |                    | 2.6   | North Carolina |
| North Dakota       | 1,343.1                          | 249.3                      | 1,093.8                | 21.8          | 637.2           | 35.4                       | 397.8            |                        | 153.4                                 |                          |             |          |                    | .3    | North Dakota   |
| Ohio               | 100.1                            |                            | 100.1                  |               |                 | .2                         | 8.5              |                        | 47.7                                  |                          |             |          |                    | 1.4   | Ohio           |
| Oklahoma           | 480.3                            | 140.4                      | 339.9                  | 2.8           | 12.8            | 192.2                      |                  |                        | 83.9                                  |                          |             |          |                    | 3.8   | Oklahoma       |
| Oregon             | 292.1                            | 45.4                       | 246.7                  |               | 11.3            | 16.8                       |                  |                        | 143.9                                 |                          |             |          |                    | 3.1   | Oregon         |
| Pennsylvania       | 258.7                            |                            | 258.7                  |               |                 |                            |                  |                        | 145.6                                 |                          |             |          |                    | 2.1   | Pennsylvania   |
| Rhode Island       | 22.7                             | 3.4                        | 19.3                   |               |                 |                            |                  |                        | 13.1                                  |                          |             |          |                    | .1    | Rhode Island   |
| South Carolina     | 471.1                            | 2.9                        | 468.2                  |               |                 | 432.0                      | 462.8            |                        | 32.3                                  |                          |             |          |                    | 3.9   | South Carolina |
| South Dakota       | 1,000.8                          | 26.5                       | 980.3                  |               | 428.5           | 79.6                       |                  |                        | 32.0                                  |                          |             |          |                    | 1.6   | South Dakota   |
| Tennessee          | 554.9                            | 8.6                        | 546.3                  |               | 227.7           | 294.4                      | 24.6             |                        | 32.0                                  |                          |             |          |                    | 2.6   | Tennessee      |
| Texas              | 1,599.4                          | 151.3                      | 1,448.1                |               | 9.5             | 846.9                      |                  |                        | 521.8                                 |                          |             |          |                    | 15.3  | Texas          |
| Utah               | 222.2                            | 15.0                       | 207.2                  |               | 29.9            |                            | 174.4            |                        | 2.8                                   |                          |             |          |                    | .1    | Utah           |
| Vermont            | 54.9                             |                            | 54.9                   |               |                 | 40.9                       | 5.5              |                        |                                       |                          |             |          |                    | 1.1   | Vermont        |
| Virginia           | 523.2                            | 7.6                        | 515.6                  |               | 82.6            | 190.2                      | 25.0             |                        | 200.6                                 |                          |             |          |                    | 2.2   | Virginia       |
| Washington         | 453.5                            | 68.9                       | 384.6                  |               | 81.8            | 145.0                      | 14.1             |                        | 79.8                                  |                          |             |          |                    | 1.9   | Washington     |
| West Virginia      | 52.1                             | 3.9                        | 48.2                   |               | 6.6             |                            | 3.6              |                        | 34.8                                  |                          |             |          |                    | .9    | West Virginia  |
| Wisconsin          | 552.0                            | 7.3                        | 544.7                  |               | 176.8           |                            | 224.7            |                        | 43.2                                  |                          |             |          |                    | 1.5   | Wisconsin      |
| Wyoming            | 327.1                            | 26.0                       | 301.1                  |               | 7.2             | 38.8                       | 253.7            |                        |                                       |                          |             |          |                    | 1.4   | Wyoming        |
| Hawaii             | 12.6                             |                            | 12.6                   |               |                 |                            |                  |                        | 11.1                                  |                          |             |          |                    | .8    | Hawaii         |
| Dist. of Col.      | 2.6                              | .1                         | 2.5                    |               |                 | 13.7                       |                  |                        | 2.0                                   |                          |             |          |                    | .3    | Dist. of Col.  |
| Puerto Rico        | 28.8                             |                            | 28.8                   |               |                 |                            |                  |                        | 1.7                                   |                          |             |          |                    |       | Puerto Rico    |
| Alaska             | 191.5                            | 44.1                       | 147.4                  |               |                 |                            |                  |                        | 147.4                                 |                          |             |          |                    |       | Alaska         |
| Total              | 22,423.7                         | 1,900.9                    | 20,522.8               | 100.8         | 4,868.2         | 5,519.6                    | 5,000.0          | 416.0                  | 3,232.0                               | 1,228.6                  | 58.1        | 99.5     |                    | Total |                |





**EXISTING SURFACED MILEAGE  
NATIONAL SYSTEM OF INTERSTATE AND DEFENSE HIGHWAYS-RURAL**

CLASSIFIED BY WIDTH AND TYPE OF SURFACE

Compiled in cooperation with  
State highway departments

Data as of December 31, 1957

TABLE INT-8, 1957  
ISSUED DECEMBER 1958

| STATE          | WIDTH IN FEET AND TYPE OF SURFACE |       |       |       |       |       |       |             |       |                      |       |       |       |       |       |       |             |        | TOTAL SURFACED MILEAGE | STATE          |
|----------------|-----------------------------------|-------|-------|-------|-------|-------|-------|-------------|-------|----------------------|-------|-------|-------|-------|-------|-------|-------------|--------|------------------------|----------------|
|                | INTERMEDIATE TYPE SURFACE 1/      |       |       |       |       |       |       |             |       | HIGH-TYPE SURFACE 2/ |       |       |       |       |       |       |             |        |                        |                |
|                | LESS THAN 20                      | 20-21 | 22-23 | 24-26 | 27-35 | 36-43 | 44-47 | 48 AND OVER | TOTAL | LESS THAN 20         | 20-21 | 22-23 | 24-26 | 27-35 | 36-43 | 44-47 | 48 AND OVER | TOTAL  |                        |                |
| Alabama        | -                                 | -     | -     | 3     | -     | -     | -     | 3           | 6     | 49                   | 188   | 98    | 268   | 4     | 13    | 42    | 106         | 768    | 774                    | Alabama        |
| Arizona        | -                                 | 27    | 19    | 20    | 46    | 96    | -     | 8           | 216   | -                    | 186   | 88    | 98    | 94    | 394   | -     | 105         | 965    | 1,181                  | Arizona        |
| Arkansas       | -                                 | -     | -     | -     | -     | -     | -     | -           | -     | 70                   | 28    | 18    | 324   | 3     | 8     | -     | 5           | 456    | 456                    | Arkansas       |
| California     | 5                                 | 20    | -     | -     | -     | -     | -     | -           | 25    | 5                    | 485   | 203   | 124   | 131   | 76    | 187   | 391         | 1,602  | 1,627                  | California     |
| Colorado       | -                                 | -     | -     | -     | -     | -     | -     | -           | -     | 50                   | 166   | 111   | 148   | 15    | 26    | 9     | 90          | 615    | 615                    | Colorado       |
| Connecticut    | 2                                 | -     | -     | -     | 1     | -     | -     | -           | 3     | 1                    | 59    | 21    | 17    | 5     | 12    | 15    | 21          | 151    | 154                    | Connecticut    |
| Delaware       | -                                 | -     | -     | -     | -     | -     | -     | -           | -     | -                    | -     | -     | -     | -     | 1     | 7     | 24          | 32     | 32                     | Delaware       |
| Florida        | 23                                | 4     | 24    | 46    | 1     | 1     | -     | 2           | 101   | 26                   | 54    | 153   | 369   | 42    | 18    | 40    | 125         | 827    | 926                    | Florida        |
| Georgia        | 9                                 | 15    | -     | 8     | 1     | -     | -     | -           | 33    | 92                   | 348   | 197   | 209   | 4     | 18    | 3     | 69          | 940    | 973                    | Georgia        |
| Idaho          | 20                                | 36    | -     | 33    | 22    | 16    | 8     | 1           | 136   | 55                   | 73    | 54    | 187   | 38    | 49    | 6     | 21          | 483    | 619                    | Idaho          |
| Illinois       | -                                 | -     | -     | 5     | -     | -     | -     | -           | 5     | 256                  | 88    | 230   | 404   | 16    | 80    | 36    | 231         | 1,341  | 1,346                  | Illinois       |
| Indiana        | -                                 | -     | -     | -     | -     | -     | -     | -           | -     | 5                    | 39    | 305   | 111   | 48    | 63    | 124   | 201         | 896    | 896                    | Indiana        |
| Iowa           | -                                 | -     | -     | -     | -     | -     | -     | -           | -     | 228                  | 17    | 2     | 347   | 6     | 5     | 3     | 2           | 610    | 610                    | Iowa           |
| Kansas         | -                                 | -     | 49    | 67    | 21    | -     | -     | -           | 137   | -                    | 128   | 107   | 139   | 2     | 16    | 2     | 166         | 560    | 697                    | Kansas         |
| Kentucky       | 1                                 | -     | -     | -     | -     | -     | -     | -           | 1     | 45                   | 218   | 205   | 25    | 18    | 22    | 2     | 50          | 585    | 586                    | Kentucky       |
| Louisiana      | -                                 | -     | -     | -     | -     | -     | -     | -           | -     | 62                   | 41    | 10    | 339   | 1     | 11    | 37    | 80          | 581    | 581                    | Louisiana      |
| Maine          | -                                 | 4     | 11    | -     | -     | -     | -     | -           | 15    | -                    | 101   | 17    | 70    | 4     | 2     | -     | 66          | 260    | 275                    | Maine          |
| Maryland       | -                                 | -     | -     | -     | -     | -     | -     | -           | -     | -                    | 4     | 14    | 53    | 2     | 6     | 3     | 116         | 198    | 198                    | Maryland       |
| Massachusetts  | -                                 | -     | -     | -     | -     | -     | -     | -           | 6     | -                    | 1     | 2     | 2     | 15    | 18    | 10    | 138         | 192    | 192                    | Massachusetts  |
| Michigan       | -                                 | 20    | -     | -     | -     | -     | -     | -           | 20    | -                    | 273   | 101   | 12    | 87    | 141   | 79    | 151         | 844    | 864                    | Michigan       |
| Minnesota      | -                                 | -     | -     | 63    | 1     | -     | -     | -           | 64    | 7                    | 309   | 38    | 240   | 17    | 2     | 6     | 64          | 683    | 747                    | Minnesota      |
| Mississippi    | 1                                 | 29    | 1     | -     | -     | -     | -     | -           | 31    | 8                    | 426   | 11    | 76    | 4     | 3     | 1     | 5           | 534    | 565                    | Mississippi    |
| Missouri       | -                                 | -     | 5     | 2     | -     | -     | -     | -           | 7     | 44                   | 221   | 81    | 280   | 16    | 64    | 87    | 179         | 972    | 979                    | Missouri       |
| Montana        | 27                                | 116   | 69    | 34    | 51    | 8     | 8     | 1           | 314   | 48                   | 141   | 161   | 522   | 12    | 3     | 1     | 6           | 894    | 1,208                  | Montana        |
| Nebraska       | -                                 | -     | 36    | 71    | -     | -     | -     | -           | 107   | -                    | 116   | 15    | 205   | 2     | 13    | -     | 2           | 353    | 460                    | Nebraska       |
| Nevada         | -                                 | -     | -     | -     | -     | -     | -     | -           | -     | 1                    | 33    | 43    | 417   | 1     | 11    | -     | 23          | 529    | 529                    | Nevada         |
| New Hampshire  | 2                                 | 35    | 9     | 63    | -     | 1     | -     | -           | 123   | 4                    | 25    | 1     | 7     | 6     | 2     | -     | 4           | 49     | 172                    | New Hampshire  |
| New Jersey     | -                                 | -     | -     | -     | -     | -     | -     | -           | -     | 4                    | 28    | -     | -     | 7     | 22    | 15    | 49          | 125    | 125                    | New Jersey     |
| New Mexico     | -                                 | 11    | -     | -     | -     | 25    | -     | 16          | 52    | -                    | 255   | 54    | 417   | 19    | 10    | 14    | 142         | 911    | 963                    | New Mexico     |
| New York       | 44                                | 20    | 9     | 3     | 2     | -     | -     | -           | 3/ 78 | 22                   | 76    | 42    | 51    | 112   | 4     | 13    | 419         | 739    | 817                    | New York       |
| North Carolina | 12                                | 3     | -     | 17    | -     | -     | 4     | 20          | 56    | 36                   | 98    | 192   | 119   | 21    | 27    | 36    | 52          | 581    | 637                    | North Carolina |
| North Dakota   | -                                 | 9     | 38    | 20    | -     | -     | -     | -           | 3/ 67 | -                    | 22    | 284   | 179   | 3     | 1     | 2     | 6           | 497    | 564                    | North Dakota   |
| Ohio           | -                                 | -     | -     | -     | -     | -     | -     | -           | -     | 37                   | 229   | 61    | 256   | 104   | 99    | 36    | 317         | 1,139  | 1,139                  | Ohio           |
| Oklahoma       | -                                 | 27    | -     | 1     | -     | -     | -     | -           | 28    | 105                  | 187   | 50    | 108   | 3     | 16    | 18    | 208         | 695    | 723                    | Oklahoma       |
| Oregon         | -                                 | 1     | -     | 16    | -     | -     | -     | -           | 17    | 44                   | 86    | 116   | 216   | 31    | 24    | 6     | 99          | 622    | 639                    | Oregon         |
| Pennsylvania   | 1                                 | -     | -     | -     | -     | -     | -     | -           | 1     | 115                  | 118   | 239   | 122   | 167   | 40    | 52    | 418         | 1,271  | 1,272                  | Pennsylvania   |
| Rhode Island   | -                                 | -     | -     | -     | -     | -     | -     | -           | -     | 6                    | 6     | -     | -     | 1     | 4     | 3     | 3           | 23     | 23                     | Rhode Island   |
| South Carolina | -                                 | 46    | 47    | 107   | 2     | 3     | 1     | 3           | 209   | 38                   | 54    | 43    | 267   | 3     | 31    | 3     | 46          | 485    | 694                    | South Carolina |
| South Dakota   | -                                 | 29    | 7     | 13    | -     | -     | -     | -           | 49    | -                    | 137   | 61    | 439   | -     | 2     | 1     | 12          | 652    | 701                    | South Dakota   |
| Tennessee      | -                                 | -     | -     | -     | -     | -     | -     | -           | 3     | 22                   | 25    | 316   | 355   | 17    | 47    | 51    | 110         | 943    | 946                    | Tennessee      |
| Texas          | 4                                 | 112   | 71    | 93    | 6     | 34    | -     | 13          | 333   | 13                   | 270   | 203   | 898   | 54    | 106   | 57    | 501         | 2,102  | 2,435                  | Texas          |
| Utah           | 2                                 | 8     | 1     | 3     | -     | -     | -     | -           | 14    | 29                   | 41    | 50    | 324   | 75    | 66    | 25    | 69          | 679    | 693                    | Utah           |
| Vermont        | 2                                 | 31    | 15    | 4     | -     | -     | -     | -           | 52    | 111                  | 79    | 44    | 15    | 6     | 1     | -     | 256         | 308    | 308                    | Vermont        |
| Virginia       | 8                                 | 47    | 5     | 15    | 3     | 10    | -     | 3           | 91    | 43                   | 179   | 20    | 27    | 263   | 147   | 49    | 71          | 799    | 890                    | Virginia       |
| Washington     | 9                                 | 68    | 69    | -     | -     | -     | -     | -           | 146   | -                    | 66    | 18    | 30    | 14    | 10    | 76    | 124         | 338    | 484                    | Washington     |
| West Virginia  | -                                 | -     | -     | -     | -     | -     | -     | -           | -     | 55                   | 61    | 63    | 134   | 26    | 6     | 6     | 6           | 357    | 357                    | West Virginia  |
| Wisconsin      | -                                 | -     | -     | -     | -     | -     | -     | -           | -     | -                    | 154   | 173   | 28    | 24    | 13    | 35    | 6           | 433    | 433                    | Wisconsin      |
| Wyoming        | 3                                 | 33    | 8     | 1     | 23    | 1     | -     | 5           | 74    | -                    | 169   | 87    | 287   | 317   | 17    | 22    | 22          | 901    | 975                    | Wyoming        |
| Total          | 175                               | 751   | 493   | 708   | 180   | 195   | 21    | 91          | 2,614 | 1,742                | 6,108 | 4,402 | 9,265 | 1,860 | 1,770 | 1,200 | 5,121       | 31,468 | 34,082                 | Total          |

1/ Consists of bituminous treated and mixed bituminous surfaces.

2/ Consists of bituminous penetration, bituminous concrete, sheet asphalt, Portland cement concrete, brick, and block surfaces.

3/ Includes mileage of low-type surfaces of slag, stabilized soil, and gravel or stone in the following States: New York, 13 miles; and North Dakota, 32 miles.

EXISTING SURFACED MILEAGE  
NATIONAL SYSTEM OF INTERSTATE AND DEFENSE HIGHWAYS-URBAN <sup>1/</sup>

Compiled in cooperation with  
State highway departments

CLASSIFIED BY WIDTH  
Data as of December 31, 1957

TABLE INT-9, 1957  
ISSUED DECEMBER 1958

| STATE          | WIDTH IN FEET |       |       |       |       |       |       |             | TOTAL SURFACED MILEAGE | STATE          |
|----------------|---------------|-------|-------|-------|-------|-------|-------|-------------|------------------------|----------------|
|                | LESS THAN 20  | 20-21 | 22-23 | 24-26 | 27-35 | 36-43 | 44-47 | 48 AND OVER |                        |                |
| Alabama        | 1             | 3     | 9     | 15    | 4     | 13    | 10    | 67          | 122                    | Alabama        |
| Arizona        | -             | -     | 1     | 2     | -     | 4     | -     | 32          | 39                     | Arizona        |
| Arkansas       | 1             | 2     | 1     | 19    | 10    | 14    | -     | 13          | 60                     | Arkansas       |
| California     | -             | 12    | 6     | 8     | 11    | 59    | 77    | 365         | 538                    | California     |
| Colorado       | -             | -     | -     | 3     | 1     | 2     | 1     | 21          | 28                     | Colorado       |
| Connecticut    | 1             | 15    | 7     | 7     | 10    | 32    | 7     | 42          | 121                    | Connecticut    |
| Delaware       | -             | -     | -     | -     | -     | 3     | 1     | 2           | 6                      | Delaware       |
| Florida        | 2             | 1     | 3     | 27    | 7     | 14    | 4     | 50          | 108                    | Florida        |
| Georgia        | 1             | 7     | 13    | 15    | 21    | 33    | 6     | 37          | 133                    | Georgia        |
| Idaho          | 1             | 2     | -     | 10    | 1     | 6     | -     | 8           | 28                     | Idaho          |
| Illinois       | 6             | 21    | 7     | 10    | 16    | 88    | 14    | 129         | 291                    | Illinois       |
| Indiana        | 3             | 4     | 20    | 6     | 13    | 53    | 12    | 72          | 183                    | Indiana        |
| Iowa           | 2             | 16    | 1     | 24    | 10    | 10    | 8     | 14          | 85                     | Iowa           |
| Kansas         | -             | 5     | 14    | 10    | 1     | 13    | 8     | 40          | 91                     | Kansas         |
| Kentucky       | 1             | 4     | 4     | 6     | 7     | 39    | 4     | 20          | 85                     | Kentucky       |
| Louisiana      | 5             | -     | 6     | 25    | 7     | 41    | 5     | 21          | 110                    | Louisiana      |
| Maine          | -             | 1     | 1     | 4     | 2     | 6     | 8     | 2           | 24                     | Maine          |
| Maryland       | -             | -     | -     | 2     | 10    | 11    | 4     | 62          | 89                     | Maryland       |
| Massachusetts  | -             | 1     | 1     | 3     | 8     | 42    | 15    | 78          | 148                    | Massachusetts  |
| Michigan       | -             | 2     | 6     | -     | 4     | 34    | 9     | 118         | 173                    | Michigan       |
| Minnesota      | 1             | 11    | 6     | 30    | 15    | 19    | 15    | 75          | 172                    | Minnesota      |
| Mississippi    | -             | 27    | 6     | 14    | 4     | 12    | 1     | 55          | 119                    | Mississippi    |
| Missouri       | 1             | 9     | 1     | 6     | 1     | 36    | 4     | 66          | 124                    | Missouri       |
| Montana        | -             | 2     | 2     | 6     | 2     | 4     | 1     | 9           | 26                     | Montana        |
| Nebraska       | -             | 3     | -     | 3     | 2     | 6     | -     | 9           | 23                     | Nebraska       |
| Nevada         | -             | -     | -     | -     | -     | 1     | -     | 10          | 11                     | Nevada         |
| New Hampshire  | 4             | 4     | -     | 8     | 5     | 2     | 1     | 8           | 32                     | New Hampshire  |
| New Jersey     | 2             | 2     | 1     | 2     | 2     | 21    | 14    | 117         | 161                    | New Jersey     |
| New Mexico     | -             | -     | -     | 8     | -     | 10    | 2     | 25          | 45                     | New Mexico     |
| New York       | 28            | 1     | 2     | -     | 38    | 1     | 2     | 325         | 397                    | New York       |
| North Carolina | -             | 1     | 3     | 15    | 4     | 21    | 2     | 24          | 70                     | North Carolina |
| North Dakota   | -             | 2     | 2     | 4     | 3     | 3     | 3     | 7           | 24                     | North Dakota   |
| Ohio           | 1             | 4     | 4     | 8     | 41    | 81    | 23    | 127         | 289                    | Ohio           |
| Oklahoma       | 1             | 4     | 4     | 7     | 1     | 14    | 2     | 43          | 76                     | Oklahoma       |
| Oregon         | -             | 3     | 4     | 1     | -     | 5     | 7     | 43          | 63                     | Oregon         |
| Pennsylvania   | 6             | 6     | 15    | 15    | 71    | 45    | 25    | 144         | 327                    | Pennsylvania   |
| Rhode Island   | 3             | 9     | 1     | 1     | 5     | 18    | 5     | 4           | 46                     | Rhode Island   |
| South Carolina | 1             | 1     | 2     | 2     | 3     | 17    | 4     | 21          | 51                     | South Carolina |
| South Dakota   | -             | 8     | 1     | -     | 1     | 4     | -     | 11          | 25                     | South Dakota   |
| Tennessee      | -             | 2     | 4     | 4     | 8     | 16    | 7     | 50          | 91                     | Tennessee      |
| Texas          | -             | 6     | 3     | 61    | 15    | 81    | 29    | 200         | 395                    | Texas          |
| Utah           | 1             | -     | -     | -     | 1     | 3     | 6     | 35          | 46                     | Utah           |
| Vermont        | 9             | 4     | 3     | 1     | 5     | 6     | -     | 6           | 34                     | Vermont        |
| Virginia       | 2             | 3     | 9     | 5     | 31    | 44    | 7     | 36          | 137                    | Virginia       |
| Washington     | -             | 10    | 4     | 18    | 3     | 10    | 17    | 62          | 124                    | Washington     |
| West Virginia  | 1             | 4     | 2     | 1     | 11    | 17    | 9     | 12          | 57                     | West Virginia  |
| Wisconsin      | -             | 1     | 5     | 7     | 7     | 13    | 8     | 17          | 58                     | Wisconsin      |
| Wyoming        | -             | 2     | -     | 1     | 7     | 3     | 1     | 11          | 25                     | Wyoming        |
| Dist. of Col.  | -             | -     | -     | -     | -     | 1     | 1     | 22          | 24                     | Dist. of Col.  |
| Total          | 85            | 225   | 184   | 424   | 429   | 1,031 | 389   | 2,767       | 5,534                  | Total          |

<sup>1/</sup> Interstate system urban mileage given here is included with mileage on the Federal-aid primary system urban.

**EXISTING SURFACED MILEAGE OF NATIONAL SYSTEM OF INTERSTATE AND DEFENSE HIGHWAYS  
CLASSIFIED BY TRAFFIC LANES AND ACCESS CONTROL**

Compiled in cooperation with  
State highway departments

Data as of December 31, 1957

TABLE INT-11, 1957  
ISSUED DECEMBER 1958

| STATE          | INTERSTATE HIGHWAY SYSTEM - RURAL |         |                    |         |  |         |       |                     |         | INTERSTATE HIGHWAY SYSTEM - URBAN |                    |         |  |                          |         |                     |       |       | TOTAL SURFACED MILEAGE |
|----------------|-----------------------------------|---------|--------------------|---------|--|---------|-------|---------------------|---------|-----------------------------------|--------------------|---------|--|--------------------------|---------|---------------------|-------|-------|------------------------|
|                | 2-LANES                           | 3-LANES | ONE-WAY STREETS 1/ | 4-LANES | DIVIDED HIGHWAYS-4 OR MORE TRAFFIC LANES |         |       | TOTAL RURAL MILEAGE | 2-LANES | 3-LANES                           | ONE-WAY STREETS 1/ | 4-LANES | DIVIDED HIGHWAYS-4 OR MORE TRAFFIC LANES |                          |         | TOTAL URBAN MILEAGE |       |       |                        |
|                |                                   |         |                    |         | DEGREE OF ACCESS CONTROL                 |         |       |                     |         |                                   |                    |         | TOTAL                                    | DEGREE OF ACCESS CONTROL |         |                     | TOTAL |       |                        |
|                |                                   |         |                    |         | NONE                                     | PARTIAL | FULL  |                     |         |                                   |                    |         |  | NONE                     | PARTIAL |                     |       | FULL  |                        |
| Alabama        | 628                               | -       | -                  | 3       | 143                                      | -       | -     | 143                 | 774     | 73                                | -                  | 1       | 6  | 42                       | -       | -                   | 42    | 122   | 896                    |
| Arizona        | 1,059                             | -       | 2                  | 36      | 81                                       | 3       | -     | 84                  | 1,181   | 3                                 | -                  | 2       | 25                                       | 3                        | 5       | 1                   | 9     | 39    | 1,220                  |
| Arkansas       | 446                               | -       | -                  | 3       | -  | 7       | -     | 7                   | 456     | 37                                | -                  | -       | 14                                       | -                        | 9       | -                   | 9     | 60    | 516                    |
| California     | 991                               | 18      | -                  | 32      | 67                                       | 403     | 116   | 586                 | 1,627   | 47                                | 9                  | 1       | 197                                      | 133                      | 44      | 107                 | 284   | 538   | 2,165                  |
| Colorado       | 499                               | -       | -                  | 4       | 11                                       | 81      | 20    | 112                 | 615     | 8                                 | -                  | 1       | 5  | 4                        | 3       | 7                   | 14    | 28    | 643                    |
| Connecticut    | 108                               | -       | -                  | 9       | 8  | 21      | 8     | 37                  | 154     | 47                                | -                  | 2       | 35                                       | 10                       | 2       | 25                  | 37    | 121   | 275                    |
| Delaware       | -                                 | -       | -                  | 8       | 20                                       | 4       | -     | 24                  | 32      | -                                 | 3                  | 1       | 2  | -                        | -       | -                   | -     | 6     | 38                     |
| Florida        | 710                               | -       | -                  | 12      | 166                                      | -       | 40    | 206                 | 928     | 47                                | -                  | -       | 13                                       | 41                       | 6       | 1                   | 48    | 108   | 1,036                  |
| Georgia        | 902                               | -       | -                  | -       | 71                                       | -       | -     | 71                  | 973     | 84                                | -                  | -       | -  | 33                       | -       | 16                  | 49    | 133   | 1,106                  |
| Idaho          | 591                               | -       | -                  | 18      | 1  | 9       | -     | 10                  | 619     | 17                                | -                  | -       | 7  | 4                        | -       | 4                   | 28    | 647   |                        |
| Illinois       | 1,001                             | 9       | -                  | 78      | 45                                       | 210     | 3     | 258                 | 1,346   | 87                                | 16                 | 5       | 88                                       | 50                       | 14      | 31                  | 95    | 291   | 1,637                  |
| Indiana        | 544                               | -       | -                  | -       | 229                                      | -       | 123   | 352                 | 896     | 100                               | -                  | 4       | -  | 45                       | -       | 34                  | 79    | 183   | 1,079                  |
| Iowa           | 609                               | -       | 1                  | -       | -  | -       | -     | -                   | 610     | 65                                | -                  | 1       | 18                                       | -                        | 1       | -                   | 1     | 85    | 695                    |
| Kansas         | 515                               | -       | -                  | 1       | 15                                       | 2       | 164   | 181                 | 697     | 47                                | -                  | -       | 16                                       | 1                        | 1       | 26                  | 28    | 91    | 788                    |
| Kentucky       | 520                               | 1       | -                  | 10      | 16                                       | -       | 39    | 55                  | 586     | 39                                | -                  | -       | 31                                       | 7                        | 4       | 4                   | 15    | 85    | 671                    |
| Louisiana      | 453                               | -       | -                  | 6       | 122                                      | -       | -     | 122                 | 581     | 43                                | -                  | 1       | 31                                       | 35                       | -       | -                   | 35    | 110   | 691                    |
| Maine          | 207                               | -       | -                  | -       | 2  | -       | 66    | 68                  | 275     | 15                                | -                  | -       | -  | 1                        | -       | 8                   | 9     | 24    | 299                    |
| Maryland       | 74                                | -       | -                  | 14      | 47                                       | 30      | 33    | 110                 | 198     | 40                                | 1                  | 2       | 10                                       | 18                       | -       | 18                  | 36    | 89    | 287                    |
| Massachusetts  | 12                                | 16      | -                  | 24      | 15                                       | -       | 125   | 140                 | 192     | 5                                 | 8                  | -       | 67                                       | 31                       | -       | 37                  | 68    | 148   | 340                    |
| Michigan       | 405                               | 92      | -                  | 142     | 113                                      | 27      | 85    | 225                 | 864     | 7                                 | 7                  | -       | 77                                       | 50                       | 5       | 27                  | 82    | 173   | 1,037                  |
| Minnesota      | 668                               | 17      | -                  | 1       | 5  | 56      | -     | 61                  | 747     | 69                                | 14                 | 1       | 34                                       | 12                       | 42      | -                   | 54    | 172   | 919                    |
| Mississippi    | 560                               | -       | -                  | -       | 5  | -       | -     | 5                   | 565     | 60                                | -                  | -       | -  | 59                       | -       | -                   | 59    | 119   | 684                    |
| Missouri       | 635                               | 14      | -                  | 38      | 50                                       | 229     | 13    | 292                 | 979     | 33                                | -                  | -       | 30                                       | 38                       | 12      | 11                  | 61    | 124   | 1,103                  |
| Montana        | 1,200                             | -       | -                  | 2       | -  | 6       | -     | 6                   | 1,208   | 20                                | -                  | -       | 4  | -                        | 2       | -                   | 2     | 26    | 1,234                  |
| Nebraska       | 443                               | 2       | -                  | 15      | -  | -       | -     | -                   | 460     | 5                                 | 2                  | 1       | 14                                       | 1                        | -       | -                   | 1     | 23    | 483                    |
| Nevada         | 509                               | -       | -                  | 6       | 14                                       | -       | -     | 14                  | 529     | -                                 | -                  | -       | 10                                       | 1                        | -       | -                   | 1     | 11    | 540                    |
| New Hampshire  | 152                               | 5       | -                  | 2       | -  | -       | 13    | 13                  | 172     | 24                                | 1                  | -       | 3  | -                        | 4       | -                   | 4     | 32    | 204                    |
| New Jersey     | 42                                | -       | -                  | 69      | 14                                       | -       | -     | 83                  | 125     | 13                                | -                  | -       | 8  | 84                       | -       | 56                  | 140   | 161   | 286                    |
| New Mexico     | 793                               | -       | -                  | 2       | 124                                      | 41      | 3     | 168                 | 963     | 21                                | -                  | -       | 1  | 23                       | -       | -                   | 23    | 45    | 1,008                  |
| New York 2/    | 404                               | -       | -                  | -       | 413                                      | -       | -     | 413                 | 817     | 278                               | 24                 | -       | 5  | 3                        | -       | 87                  | 90    | 397   | 1,214                  |
| North Carolina | 484                               | 18      | -                  | 25      | 46                                       | 11      | 53    | 110                 | 637     | 46                                | -                  | -       | 5  | 7                        | -       | 12                  | 19    | 70    | 707                    |
| North Dakota   | 559                               | -       | -                  | 5       | -  | -       | -     | -                   | 564     | 18                                | -                  | -       | 6  | -                        | -       | -                   | -     | 24    | 588                    |
| Ohio           | 664                               | 39      | 1                  | 84      | 72                                       | 109     | 170   | 351                 | 1,139   | 75                                | 6                  | 13      | 145                                      | 40                       | 2       | 8                   | 50    | 289   | 1,428                  |
| Oklahoma       | 494                               | 5       | -                  | 5       | 39                                       | 5       | 175   | 219                 | 723     | 31                                | -                  | -       | 7  | 15                       | 20      | 3                   | 38    | 76    | 799                    |
| Oregon         | 536                               | -       | 1                  | 38      | 1  | 13      | 50    | 64                  | 639     | 9                                 | -                  | 10      | 17                                       | 10                       | 3       | 14                  | 27    | 63    | 702                    |
| Pennsylvania   | 606                               | 180     | -                  | 50      | 107                                      | -       | 329   | 436                 | 1,272   | 130                               | 63                 | 2       | 41                                       | 18                       | -       | 73                  | 91    | 327   | 1,599                  |
| Rhode Island   | 1                                 | -       | -                  | 8       | 4  | -       | 10    | 14                  | 23      | 19                                | -                  | -       | 17                                       | 8                        | 2       | -                   | 10    | 46    | 69                     |
| South Carolina | 628                               | -       | -                  | 13      | 49                                       | 4       | -     | 53                  | 694     | 22                                | -                  | -       | 13                                       | 16                       | -       | -                   | 16    | 51    | 745                    |
| South Dakota   | 684                               | -       | -                  | 2       | 15                                       | -       | -     | 17                  | 701     | 18                                | -                  | 1       | 3  | -                        | 3       | -                   | 3     | 25    | 726                    |
| Tennessee      | 747                               | 26      | -                  | 92      | 81                                       | -       | -     | 81                  | 946     | 14                                | 13                 | 3       | 56                                       | 5                        | -       | -                   | 5     | 91    | 1,037                  |
| Texas          | 1,906                             | -       | -                  | -       | 3/ 529                                   | -       | -     | 529                 | 2,435   | 227                               | -                  | -       | -  | 3/ 168                   | -       | -                   | 168   | 395   | 2,830                  |
| Utah           | 594                               | -       | -                  | 65      | 2  | 32      | -     | 34                  | 693     | 1                                 | -                  | -       | 36                                       | 7                        | 2       | -                   | 9     | 46    | 739                    |
| Vermont 2/     | 306                               | -       | -                  | -       | -  | -       | -     | -                   | 308     | 34                                | -                  | -       | -  | -                        | -       | -                   | -     | 34    | 342                    |
| Virginia       | 344                               | 266     | -                  | 127     | 133                                      | 8       | 12    | 153                 | 890     | 19                                | 31                 | -       | 75                                       | -                        | 3       | 9                   | 12    | 137   | 1,027                  |
| Washington 4/  | 484                               | -       | -                  | -       | 7  | -       | -     | -                   | 484     | 124                               | -                  | 9       | 6  | -                        | -       | -                   | -     | 124   | 608                    |
| West Virginia  | 229                               | -       | -                  | 3       | 42                                       | 2/ 88   | -     | 95                  | 357     | 22                                | -                  | 6       | 20                                       | -                        | -       | -                   | 20    | 57    | 414                    |
| Wisconsin      | 367                               | 14      | -                  | 10      | 40                                       | 2       | -     | 42                  | 433     | 21                                | 2                  | -       | 18                                       | 9                        | 8       | -                   | 17    | 58    | 491                    |
| Wyoming        | 589                               | 355     | -                  | 13      | 14                                       | 4       | -     | 18                  | 975     | 3                                 | 9                  | -       | 6  | 3                        | 4       | -                   | 7     | 25    | 1,000                  |
| Dist. of Col.  | -                                 | -       | -                  | -       | -  | -       | -     | -                   | -       | 2                                 | -                  | 1       | 17                                       | 1                        | -       | 3                   | 4     | 24    | 24                     |
| Total          | 25,932                            | 1,077   | 5                  | 1,006   | 2,565                                    | 1,346   | 2,151 | 6,062               | 34,082  | 2,169                             | 209                | 62      | 1,219                                    | 1,052                    | 201     | 622                 | 1,875 | 5,534 | 39,616                 |

1/ The mileage of one-way streets represents the average length of the two roadways serving a single route.  
2/ Complete data on extra lane highways are not available.

3/ Includes mileage with access control.  
4/ Data by lanes not reported.  
5/ Two-lane highway.

## EXISTING SURFACED MILEAGE OF THE NATIONAL SYSTEM OF INTERSTATE AND DEFENSE HIGHWAYS

### CLASSIFIED BY AVERAGE DAILY TRAFFIC VOLUMES

Compiled in cooperation with  
State highway departments

Data as of December 31, 1957

TABLE INT-15, 1957  
SHEET 1 OF 2  
ISSUED DECEMBER 1958

| STATE           | INTERSTATE HIGHWAY SYSTEM - RURAL |             |                 |                 |                 |                 |                 |                   |                   |                   |                   |                       |                        | TOTAL<br>SURFACED<br>MILEAGE | STATE           |
|-----------------|-----------------------------------|-------------|-----------------|-----------------|-----------------|-----------------|-----------------|-------------------|-------------------|-------------------|-------------------|-----------------------|------------------------|------------------------------|-----------------|
|                 | AVERAGE DAILY TRAFFIC VOLUMES     |             |                 |                 |                 |                 |                 |                   |                   |                   |                   |                       |                        |                              |                 |
|                 | LESS<br>THAN<br>400               | 400-<br>999 | 1,000-<br>1,999 | 2,000-<br>2,999 | 3,000-<br>3,999 | 4,000-<br>4,999 | 5,000-<br>9,999 | 10,000-<br>14,999 | 15,000-<br>19,999 | 20,000-<br>29,999 | 30,000-<br>39,999 | 40,000<br>AND<br>OVER | UN-<br>CLASSI-<br>FIED |                              |                 |
| Alabama         | -                                 | -           | 38              | 199             | 226             | 133             | 172             | 6                 | -                 | -                 | -                 | -                     | -                      | 774                          | Alabama         |
| Arizona         | -                                 | -           | 134             | 272             | 423             | 244             | 93              | 10                | 5                 | -                 | -                 | -                     | -                      | 1,181                        | Arizona         |
| Arkansas        | -                                 | -           | -               | 61              | 132             | 137             | 123             | 3                 | -                 | -                 | -                 | -                     | -                      | 456                          | Arkansas        |
| California      | -                                 | -           | 52              | 239             | 197             | 198             | 359             | 360               | 144               | 56                | 11                | 11                    | -                      | 1,627                        | California      |
| Colorado        | -                                 | 2           | 159             | 108             | 144             | 57              | 139             | 4                 | 1                 | 1                 | -                 | -                     | -                      | 615                          | Colorado        |
| Connecticut     | -                                 | -           | -               | -               | 12              | 7               | 83              | 25                | 20                | 2                 | 5                 | -                     | -                      | 154                          | Connecticut     |
| Delaware        | -                                 | -           | -               | -               | -               | -               | -               | 9                 | 6                 | 11                | 2                 | 4                     | -                      | 32                           | Delaware        |
| Florida         | -                                 | -           | 21              | 230             | 196             | 118             | 336             | 25                | 2                 | -                 | -                 | -                     | -                      | 928                          | Florida         |
| Georgia         | 14                                | 8           | 126             | 179             | 182             | 176             | 257             | 24                | 2                 | 5                 | -                 | -                     | -                      | 973                          | Georgia         |
| Idaho           | -                                 | 55          | 193             | 179             | 79              | 68              | 45              | -                 | -                 | -                 | -                 | -                     | -                      | 619                          | Idaho           |
| Illinois        | 2                                 | -           | 27              | 279             | 226             | 263             | 478             | 51                | 14                | 6                 | -                 | -                     | -                      | 1,346                        | Illinois        |
| Indiana         | -                                 | -           | 2               | 45              | 72              | 84              | 250             | 410               | 29                | 4                 | -                 | -                     | -                      | 896                          | Indiana         |
| Iowa            | -                                 | -           | 125             | 209             | 189             | 50              | 37              | -                 | -                 | -                 | -                 | -                     | -                      | 610                          | Iowa            |
| Kansas          | -                                 | 31          | 207             | 209             | 78              | 61              | 29              | 2                 | -                 | -                 | -                 | -                     | -                      | 697                          | Kansas          |
| Kentucky        | -                                 | -           | 12              | 75              | 85              | 104             | 303             | 2                 | 5                 | -                 | -                 | -                     | -                      | 586                          | Kentucky        |
| Louisiana       | -                                 | -           | -               | 77              | 75              | 85              | 297             | 40                | 4                 | 3                 | -                 | -                     | -                      | 581                          | Louisiana       |
| Maine           | -                                 | -           | 56              | 43              | 68              | 15              | 86              | 7                 | -                 | -                 | -                 | -                     | -                      | 275                          | Maine           |
| Maryland        | -                                 | -           | -               | 1               | 9               | 15              | 108             | 15                | 20                | 30                | -                 | -                     | -                      | 198                          | Maryland        |
| Massachusetts   | -                                 | -           | -               | 18              | 26              | 20              | 32              | 31                | 53                | 12                | -                 | -                     | -                      | 192                          | Massachusetts   |
| Michigan        | -                                 | -           | 52              | 88              | 48              | 65              | 354             | 128               | 64                | 49                | 13                | 3                     | -                      | 864                          | Michigan        |
| Minnesota       | -                                 | 9           | 235             | 240             | 167             | 45              | 51              | -                 | -                 | -                 | -                 | -                     | -                      | 747                          | Minnesota       |
| Mississippi     | -                                 | -           | 3               | 137             | 205             | 125             | 95              | -                 | -                 | -                 | -                 | -                     | -                      | 565                          | Mississippi     |
| Missouri        | -                                 | -           | 85              | 71              | 223             | 191             | 400             | 9                 | -                 | -                 | -                 | -                     | -                      | 979                          | Missouri        |
| Montana         | 42                                | 279         | 700             | 124             | 32              | 12              | 19              | -                 | -                 | -                 | -                 | -                     | -                      | 1,208                        | Montana         |
| Nebraska        | -                                 | -           | 74              | 135             | 165             | 63              | 17              | 6                 | -                 | -                 | -                 | -                     | -                      | 460                          | Nebraska        |
| Nevada          | -                                 | -           | 141             | 259             | 48              | 24              | 48              | 8                 | -                 | 1                 | -                 | -                     | -                      | 529                          | Nevada          |
| New Hampshire   | 3                                 | 25          | 54              | 28              | 27              | 5               | 16              | 14                | -                 | -                 | -                 | -                     | -                      | 172                          | New Hampshire   |
| New Jersey      | -                                 | -           | -               | -               | -               | 6               | 35              | 38                | 29                | 14                | 2                 | 1                     | -                      | 125                          | New Jersey      |
| New Mexico      | -                                 | 70          | 238             | 96              | 354             | 174             | 31              | -                 | -                 | -                 | -                 | -                     | -                      | 963                          | New Mexico      |
| New York        | -                                 | -           | 35              | 65              | 81              | 87              | 402             | 76                | 16                | 6                 | -                 | -                     | 49                     | 817                          | New York        |
| North Carolina  | -                                 | -           | 20              | 56              | 118             | 126             | 262             | 44                | 10                | 1                 | -                 | -                     | -                      | 637                          | North Carolina  |
| North Dakota    | 64                                | 63          | 235             | 172             | 24              | -               | 6               | -                 | -                 | -                 | -                 | -                     | -                      | 564                          | North Dakota    |
| Ohio            | -                                 | -           | 62              | 78              | 94              | 134             | 560             | 196               | 14                | 1                 | -                 | -                     | -                      | 1,139                        | Ohio            |
| Oklahoma        | -                                 | 3           | 71              | 177             | 212             | 150             | 97              | 3                 | 10                | -                 | -                 | -                     | -                      | 723                          | Oklahoma        |
| Oregon          | -                                 | -           | 88              | 138             | 139             | 73              | 189             | 12                | -                 | -                 | -                 | -                     | -                      | 639                          | Oregon          |
| Pennsylvania    | 5                                 | 11          | 178             | 142             | 147             | 86              | 367             | 324               | 9                 | 3                 | -                 | -                     | -                      | 1,272                        | Pennsylvania    |
| Rhode Island 1/ | -                                 | -           | -               | -               | -               | -               | -               | -                 | -                 | -                 | -                 | -                     | 23                     | 23                           | Rhode Island 1/ |
| South Carolina  | -                                 | 58          | 118             | 158             | 166             | 84              | 94              | 13                | 1                 | 2                 | -                 | -                     | -                      | 694                          | South Carolina  |
| South Dakota    | -                                 | 96          | 393             | 181             | 22              | -               | 8               | 1                 | -                 | -                 | -                 | -                     | -                      | 701                          | South Dakota    |
| Tennessee       | -                                 | -           | 35              | 146             | 315             | 127             | 264             | 45                | 11                | 3                 | -                 | -                     | -                      | 946                          | Tennessee       |
| Texas           | 165                               | 220         | 208             | 434             | 546             | 280             | 524             | 51                | 3                 | 4                 | -                 | -                     | -                      | 2,435                        | Texas           |
| Utah            | 8                                 | 9           | 271             | 216             | 65              | 39              | 38              | 27                | 16                | 4                 | -                 | -                     | -                      | 693                          | Utah            |
| Vermont         | -                                 | 21          | 111             | 130             | 34              | 8               | 4               | -                 | -                 | -                 | -                 | -                     | -                      | 308                          | Vermont         |
| Virginia        | -                                 | -           | 21              | 133             | 85              | 241             | 279             | 85                | 46                | -                 | -                 | -                     | -                      | 890                          | Virginia        |
| Washington      | -                                 | -           | 30              | 58              | 73              | 74              | 174             | 15                | 18                | 23                | -                 | -                     | 19                     | 484                          | Washington      |
| West Virginia   | -                                 | -           | 12              | 76              | 56              | 32              | 170             | 11                | -                 | -                 | -                 | -                     | -                      | 357                          | West Virginia   |
| Wisconsin       | -                                 | -           | 8               | 17              | 130             | 103             | 141             | 32                | 2                 | -                 | -                 | -                     | -                      | 433                          | Wisconsin       |
| Wyoming         | 1                                 | 236         | 298             | 391             | 40              | 7               | 2               | -                 | -                 | -                 | -                 | -                     | -                      | 975                          | Wyoming         |
| Total           | 304                               | 1,196       | 4,928           | 6,449           | 6,035           | 4,196           | 7,874           | 2,162             | 554               | 241               | 33                | 19                    | 91                     | 34,082                       | Total           |



# EXISTING SURFACED MILEAGE OF THE NATIONAL SYSTEM OF INTERSTATE AND DEFENSE HIGHWAYS

## CLASSIFIED BY AVERAGE DAILY TRAFFIC VOLUMES

Compiled in cooperation with  
State highway departments

Data as of December 31, 1957

TABLE INT-15, 1957  
SHEET 2 OF 2  
ISSUED DECEMBER 1958

| STATE           | INTERSTATE HIGHWAY SYSTEM - URBAN |         |             |             |             |             |             |               |               |               |               |                 |               | TOTAL SURFACED MILEAGE | STATE           |
|-----------------|-----------------------------------|---------|-------------|-------------|-------------|-------------|-------------|---------------|---------------|---------------|---------------|-----------------|---------------|------------------------|-----------------|
|                 | AVERAGE DAILY TRAFFIC VOLUMES     |         |             |             |             |             |             |               |               |               |               |                 |               |                        |                 |
|                 | LESS THAN 400                     | 400-999 | 1,000-1,999 | 2,000-2,999 | 3,000-3,999 | 4,000-4,999 | 5,000-9,999 | 10,000-14,999 | 15,000-19,999 | 20,000-29,999 | 30,000-39,999 | 40,000 AND OVER | UN-CLASSIFIED |                        |                 |
| Alabama         | -                                 | -       | -           | 1           | 6           | 11          | 43          | 26            | 20            | 4             | 11            | -               | -             | 122                    | Alabama         |
| Arizona         | -                                 | -       | -           | -           | -           | -           | 8           | 18            | 13            | -             | -             | -               | -             | 39                     | Arizona         |
| Arkansas        | -                                 | -       | -           | -           | 1           | 6           | 29          | 10            | 5             | 8             | 1             | -               | -             | 60                     | Arkansas        |
| California      | 1                                 | -       | 1           | -           | 2           | 2           | 17          | 51            | 106           | 196           | 94            | 68              | -             | 538                    | California      |
| Colorado        | -                                 | -       | -           | -           | -           | -           | 15          | 6             | 4             | 3             | -             | -               | -             | 28                     | Colorado        |
| Connecticut     | -                                 | -       | 2           | -           | 2           | -           | 28          | 16            | 29            | 30            | 12            | 2               | -             | 121                    | Connecticut     |
| Delaware        | -                                 | -       | -           | -           | -           | -           | -           | 3             | -             | 3             | -             | -               | -             | 6                      | Delaware        |
| Florida         | -                                 | -       | -           | -           | 3           | 2           | 29          | 42            | 16            | 7             | 7             | 2               | -             | 108                    | Florida         |
| Georgia         | 5                                 | -       | 9           | -           | 5           | 15          | 34          | 26            | 25            | 14            | -             | -               | -             | 133                    | Georgia         |
| Idaho           | -                                 | -       | -           | 2           | -           | 6           | 13          | 6             | -             | 1             | -             | -               | -             | 28                     | Idaho           |
| Illinois        | -                                 | -       | -           | 2           | 3           | 9           | 83          | 56            | 35            | 33            | 41            | 29              | -             | 291                    | Illinois        |
| Indiana         | -                                 | -       | -           | -           | 1           | 3           | 43          | 90            | 32            | 10            | 4             | -               | -             | 183                    | Indiana         |
| Iowa            | -                                 | -       | -           | 7           | 5           | 6           | 32          | 19            | 10            | 5             | 1             | -               | -             | 85                     | Iowa            |
| Kansas          | -                                 | -       | 13          | 10          | 4           | 10          | 27          | 17            | 7             | 10            | 1             | 1               | -             | 91                     | Kansas          |
| Kentucky        | -                                 | -       | -           | -           | -           | 1           | 36          | 14            | 14            | 16            | 4             | -               | -             | 85                     | Kentucky        |
| Louisiana       | -                                 | -       | -           | 1           | 2           | 14          | 41          | 11            | 22            | 12            | 6             | 1               | -             | 110                    | Louisiana       |
| Maine           | -                                 | -       | 1           | 1           | 1           | -           | 16          | 5             | -             | -             | -             | -               | -             | 24                     | Maine           |
| Maryland        | -                                 | -       | -           | -           | -           | 1           | 9           | 20            | 14            | 12            | 3             | 4               | 26            | 89                     | Maryland        |
| Massachusetts   | -                                 | -       | -           | -           | -           | 5           | 23          | 29            | 34            | 30            | 23            | 4               | -             | 148                    | Massachusetts   |
| Michigan        | -                                 | -       | -           | 2           | 2           | 4           | 15          | 14            | 13            | 33            | 20            | 70              | -             | 173                    | Michigan        |
| Minnesota       | -                                 | 1       | 5           | 6           | 16          | 19          | 40          | 29            | 35            | 12            | 9             | -               | -             | 172                    | Minnesota       |
| Mississippi     | -                                 | -       | -           | 3           | 5           | 12          | 63          | 21            | 9             | 6             | -             | -               | -             | 119                    | Mississippi     |
| Missouri        | -                                 | -       | -           | -           | -           | 5           | 57          | 41            | 11            | 10            | -             | -               | -             | 124                    | Missouri        |
| Montana         | -                                 | -       | -           | -           | 2           | 5           | 14          | 5             | -             | -             | -             | -               | -             | 26                     | Montana         |
| Nebraska        | -                                 | -       | -           | -           | 1           | 3           | 11          | 3             | 2             | 2             | 1             | -               | -             | 23                     | Nebraska        |
| Nevada          | -                                 | -       | -           | -           | 1           | -           | 3           | 3             | 1             | 3             | -             | -               | -             | 11                     | Nevada          |
| New Hampshire   | -                                 | -       | -           | 5           | 5           | 6           | 11          | 3             | 2             | -             | -             | -               | -             | 32                     | New Hampshire   |
| New Jersey      | 2                                 | -       | 1           | 1           | -           | -           | 5           | 11            | 24            | 33            | 40            | 44              | -             | 161                    | New Jersey      |
| New Mexico      | -                                 | -       | 3           | -           | 4           | 9           | 14          | 6             | 4             | 5             | -             | -               | -             | 45                     | New Mexico      |
| New York        | 1                                 | -       | 8           | -           | 76          | 119         | 125         | 48            | 4             | 14            | 2             | -               | -             | 397                    | New York        |
| North Carolina  | -                                 | -       | -           | -           | -           | -           | -           | -             | -             | -             | -             | -               | 70            | 70                     | North Carolina  |
| North Dakota    | -                                 | 1       | 1           | 4           | 6           | 3           | 6           | 3             | -             | -             | -             | -               | -             | 24                     | North Dakota    |
| Ohio            | -                                 | -       | -           | 2           | 3           | 5           | 62          | 75            | 63            | 59            | 18            | 2               | -             | 289                    | Ohio            |
| Oklahoma        | -                                 | -       | 1           | -           | 3           | 5           | 27          | 11            | 16            | 13            | -             | -               | -             | 76                     | Oklahoma        |
| Oregon          | -                                 | -       | -           | -           | 2           | 3           | 21          | 9             | 10            | 12            | 3             | 3               | -             | 63                     | Oregon          |
| Pennsylvania    | -                                 | -       | 1           | 5           | 15          | 5           | 68          | 117           | 64            | 43            | 8             | 1               | -             | 327                    | Pennsylvania    |
| Rhode Island 1/ | -                                 | -       | -           | -           | -           | -           | -           | -             | -             | -             | -             | -               | 46            | 46                     | Rhode Island 1/ |
| South Carolina  | -                                 | -       | -           | -           | 3           | 5           | 16          | 14            | 6             | 7             | -             | -               | -             | 51                     | South Carolina  |
| South Dakota    | -                                 | -       | 1           | 1           | 5           | 6           | 5           | 6             | 1             | -             | -             | -               | -             | 25                     | South Dakota    |
| Tennessee       | -                                 | -       | -           | 1           | -           | 4           | 26          | 12            | 20            | 28            | -             | -               | -             | 91                     | Tennessee       |
| Texas 1/        | -                                 | -       | -           | -           | -           | -           | -           | -             | -             | -             | -             | -               | 395           | 395                    | Texas 1/        |
| Utah            | -                                 | -       | -           | -           | 1           | 2           | 7           | 13            | 7             | 13            | 3             | -               | -             | 46                     | Utah            |
| Vermont         | -                                 | -       | 2           | 4           | 6           | 5           | 14          | 3             | -             | -             | -             | -               | -             | 34                     | Vermont         |
| Virginia        | -                                 | -       | -           | -           | -           | -           | 51          | 30            | 30            | 11            | 7             | 8               | -             | 137                    | Virginia        |
| Washington 1/   | -                                 | -       | -           | -           | -           | -           | -           | -             | -             | -             | -             | -               | 124           | 124                    | Washington 1/   |
| West Virginia   | -                                 | -       | -           | 5           | 1           | -           | 13          | 25            | 6             | 7             | -             | -               | -             | 57                     | West Virginia   |
| Wisconsin       | -                                 | -       | -           | -           | 1           | 3           | 20          | 13            | 4             | 13            | 4             | -               | -             | 58                     | Wisconsin       |
| Wyoming         | -                                 | -       | 2           | -           | 2           | 1           | 19          | 1             | -             | -             | -             | -               | -             | 25                     | Wyoming         |
| Dist. of Col.   | -                                 | -       | -           | -           | -           | -           | 1           | 2             | 3             | 9             | 4             | 5               | -             | 24                     | Dist. of Col.   |
| Total           | 9                                 | 2       | 51          | 63          | 195         | 320         | 1,240       | 983           | 720           | 719           | 327           | 244             | 661           | 5,534                  | Total           |

1/ Average daily traffic volume data not reported.

**EXISTING SURFACED MILEAGE  
NATIONAL SYSTEM OF INTERSTATE AND DEFENSE HIGHWAYS - SUMMARY  
CLASSIFIED BY WIDTHS AND AVERAGE DAILY TRAFFIC VOLUMES**

TABLE INT-110, 1957  
SHEET 1 OF 2  
ISSUED DECEMBER 1958

Compiled in cooperation with  
State highway departments

Data as of December 31, 1957

| SURFACE WIDTH AND<br>DEGREE OF ACCESS CONTROL | INTERSTATE HIGHWAY SYSTEM-RURAL |             |                 |                 |                 |                 |                 |                   |                   |                   |                   |                       |                   | TOTAL<br>SURFACED<br>MILEAGE |
|---|---------------------------------|-------------|-----------------|-----------------|-----------------|-----------------|-----------------|-------------------|-------------------|-------------------|-------------------|-----------------------|-------------------|------------------------------|
|   | LESS<br>THAN<br>400             | 400-<br>999 | 1,000-<br>1,999 | 2,000-<br>2,999 | 3,000-<br>3,999 | 4,000-<br>4,999 | 5,000-<br>9,999 | 10,000-<br>14,999 | 15,999-<br>19,999 | 20,000-<br>29,999 | 30,000-<br>39,999 | 40,000<br>AND<br>OVER | UNCLAS-<br>SIFIED |                              |
|   |                                 |             |                 |                 |                 |                 |                 |                   |                   |                   |                   |                       |                   |                              |
| <b>Undivided:</b>                             | 10                              | 97          | 477             | 713             | 315             | 119             | 168             | 7                 | -                 | -                 | -                 | -                     | 11                | 1,917                        |
| Under 20 feet                                 | 44                              | 488         | 1,202           | 1,640           | 1,505           | 808             | 1,080           | 65                | -                 | -                 | -                 | -                     | 21                | 6,859                        |
| 20-21   | 52                              | 255         | 754             | 1,063           | 979             | 687             | 939             | 157               | 2                 | 6                 | -                 | -                     | 7                 | 4,895                        |
| 22-23   | 99                              | 274         | 1,952           | 2,261           | 2,093           | 1,487           | 1,678           | 113               | 7                 | 7                 | -                 | -                     | 9                 | 9,973                        |
| 24-26   | 5                               | 56          | 245             | 374             | 258             | 259             | 655             | 141               | 18                | 10                | -                 | -                     | 19                | 2,040                        |
| 27-35   | 47                              | 3           | 109             | 239             | 284             | 198             | 249             | 268               | 108               | 23                | -                 | -                     | 8                 | 1,536                        |
| 36-43   | 18                              | -           | -               | 3               | 18              | 14              | 26              | 27                | 20                | 22                | -                 | -                     | 6                 | 154                          |
| 44-47   | 29                              | 23          | 1               | 30              | 19              | 45              | 276             | 173               | 24                | 16                | -                 | -                     | 10                | 646                          |
| 48 and over                                   |                                 |             |                 |                 |                 |                 |                 |                   |                   |                   |                   |                       |                   |                              |
| <b>Total Undivided</b>                        | 304                             | 1,196       | 4,740           | 6,323           | 5,471           | 3,617           | 5,071           | 951               | 185               | 71                | -                 | -                     | 91                | 28,020                       |
| <b>Divided:</b>                               |                                 |             |                 |                 |                 |                 |                 |                   |                   |                   |                   |                       |                   |                              |
| No access control:                            | **                              | **          | -               | 5               | 45              | 34              | 114             | 41                | 31                | 19                | 1                 | -                     | -                 | 290                          |
| Less than 44                                  | **                              | **          | 9               | 2               | 26              | 53              | 374             | 104               | 29                | 17                | 1                 | -                     | -                 | 615                          |
| 44-47   | **                              | **          | 66              | 57              | 229             | 206             | 756             | 174               | 78                | 73                | 15                | -                     | -                 | 1,660                        |
| 48 and over                                   | **                              | **          | 75              | 64              | 300             | 293             | 1,244           | 319               | 138               | 109               | 17                | -                     | -                 | 2,565                        |
| Subtotal                                      | **                              | **          | -               | -               | -               | -               | -               | -                 | -                 | -                 | -                 | -                     | -                 | -                            |
| Partial access control: 1/                    | **                              | **          | -               | -               | -               | -               | 27              | 2                 | 20                | -                 | -                 | -                     | -                 | 49                           |
| Less than 44                                  | **                              | **          | 8               | 21              | 65              | 15              | 125             | 97                | 59                | 1                 | -                 | -                     | -                 | 298                          |
| 44-47   | **                              | **          | 8               | 21              | 65              | 90              | 594             | 146               | 46                | 29                | -                 | -                     | -                 | 999                          |
| 48 and over                                   | **                              | **          | 8               | 21              | 66              | 105             | 746             | 245               | 125               | 30                | -                 | -                     | -                 | 1,346                        |
| Subtotal                                      | **                              | **          | -               | -               | -               | -               | -               | -                 | -                 | -                 | -                 | -                     | -                 | -                            |
| Full access control: 1/                       | **                              | **          | -               | -               | -               | -               | 90              | -                 | -                 | -                 | -                 | -                     | -                 | 90                           |
| Less than 44                                  | **                              | **          | -               | -               | -               | 1               | 40              | 102               | 3                 | -                 | -                 | -                     | -                 | 154                          |
| 44-47   | **                              | **          | 105             | 41              | 190             | 180             | 683             | 545               | 103               | 31                | 16                | 13                    | -                 | 1,907                        |
| 48 and over                                   | **                              | **          | 105             | 41              | 198             | 181             | 813             | 647               | 106               | 31                | 16                | 13                    | -                 | 2,151                        |
| Subtotal                                      | **                              | **          | -               | -               | -               | -               | -               | -                 | -                 | -                 | -                 | -                     | -                 | -                            |
| <b>Total Divided</b>                          | **                              | **          | 188             | 126             | 564             | 579             | 2,803           | 1,211             | 369               | 170               | 33                | 19                    | -                 | 6,062                        |
| <b>Total Surfaced Mileage</b>                 | 304                             | 1,196       | 4,928           | 6,449           | 6,035           | 4,196           | 7,874           | 2,162             | 554               | 241               | 33                | 19                    | 2/ 91             | 34,082                       |

**EXISTING SURFACED MILEAGE  
NATIONAL SYSTEM OF INTERSTATE AND DEFENSE HIGHWAYS - SUMMARY**

**CLASSIFIED BY WIDTHS AND AVERAGE DAILY TRAFFIC VOLUMES**

Compiled in cooperation with  
State highway departments

Data as of December 31, 1957

TABLE INT-110, 1957  
SHEET 2 OF 2  
ISSUED DECEMBER 1958

| SURFACE WIDTH AND<br>DEGREE OF ACCESS CONTROL | INTERSTATE HIGHWAY SYSTEM-URBAN |             |                 |                 |                 |                 |                 |                   |                   |                   |                   |                       |                   | TOTAL<br>SURFACED<br>MILEAGE |
|---|---------------------------------|-------------|-----------------|-----------------|-----------------|-----------------|-----------------|-------------------|-------------------|-------------------|-------------------|-----------------------|-------------------|------------------------------|
|   | AVERAGE DAILY TRAFFIC VOLUMES   |             |                 |                 |                 |                 |                 |                   |                   |                   |                   |                       |                   |                              |
|   | LESS<br>THAN<br>400             | 400-<br>999 | 1,000-<br>1,999 | 2,000-<br>2,999 | 3,000-<br>3,999 | 4,000-<br>4,999 | 5,000-<br>9,999 | 10,000-<br>14,999 | 15,000-<br>19,999 | 20,000-<br>29,999 | 30,000-<br>39,999 | 40,000<br>AND<br>OVER | UNCLAS-<br>SIFIED |                              |
| <b>Undivided:</b>                             |                                 |             |                 |                 |                 |                 |                 |                   |                   |                   |                   |                       |                   |                              |
| Under 20 feet                                 | 2                               | -           | 7               | 5               | 13              | 25              | 21              | 7                 | 1                 | 1                 | -                 | -                     | 3                 | 85                           |
| 20-21   | -                               | -           | 2               | 16              | 26              | 26              | 85              | 34                | 10                | -                 | -                 | -                     | 26                | 225                          |
| 22-23   | -                               | 1           | 5               | 12              | 10              | 14              | 85              | 37                | 6                 | 2                 | 1                 | -                     | 11                | 184                          |
| 24-26   | -                               | 1           | 9               | 14              | 25              | 52              | 164             | 54                | 8                 | -                 | 1                 | -                     | 96                | 424                          |
| 27-35   | 2                               | -           | 3               | 1               | 10              | 11              | 169             | 124               | 59                | 19                | 1                 | -                     | 30                | 429                          |
| 36-43   | -                               | -           | -               | 3               | 10              | 21              | 230             | 188               | 167               | 149               | 22                | 2                     | 124               | 916                          |
| 44-47   | -                               | -           | -               | -               | -               | 4               | 31              | 23                | 47                | 35                | 5                 | -                     | 38                | 183                          |
| 48 and over                                   | 5                               | -           | -               | -               | 78              | 102             | 190             | 223               | 133               | 204               | 93                | 39                    | 146               | 1,213                        |
| <b>Total Undivided</b>                        | <b>9</b>                        | <b>2</b>    | <b>26</b>       | <b>51</b>       | <b>172</b>      | <b>255</b>      | <b>975</b>      | <b>690</b>        | <b>431</b>        | <b>410</b>        | <b>123</b>        | <b>41</b>             | <b>474</b>        | <b>3,659</b>                 |
| <b>Divided:</b>                               |                                 |             |                 |                 |                 |                 |                 |                   |                   |                   |                   |                       |                   |                              |
| <b>No access control:</b>                     |                                 |             |                 |                 |                 |                 |                 |                   |                   |                   |                   |                       |                   |                              |
| Less than 44                                  | **                              | **          | -               | 1               | 1               | 2               | 18              | 14                | 31                | 17                | 4                 | 1                     | 9                 | 98                           |
| 44-47   | **                              | **          | 1               | 1               | 4               | 1               | 18              | 18                | 22                | 14                | 20                | 5                     | 16                | 120                          |
| 48 and over                                   | **                              | **          | 10              | 2               | 10              | 21              | 88              | 104               | 99                | 162               | 100               | 88                    | 150               | 834                          |
| Subtotal                                      | **                              | **          | 11              | 4               | 15              | 24              | 124             | 136               | 152               | 193               | 124               | 94                    | 175               | 1,052                        |
| <b>Partial access control: 1/</b>             |                                 |             |                 |                 |                 |                 |                 |                   |                   |                   |                   |                       |                   |                              |
| Less than 44                                  | **                              | **          | -               | -               | -               | -               | 1               | -                 | 3                 | 7                 | 5                 | -                     | -                 | 16                           |
| 44-47   | **                              | **          | -               | -               | -               | 1               | 7               | 5                 | 15                | 8                 | -                 | 6                     | -                 | 42                           |
| 48 and over                                   | **                              | **          | 1               | -               | 6               | 19              | 27              | 37                | 16                | 28                | 8                 | 1                     | -                 | 143                          |
| Subtotal                                      | **                              | **          | 1               | -               | 6               | 20              | 35              | 42                | 34                | 43                | 13                | 7                     | -                 | 201                          |
| <b>Full access control: 1/</b>                |                                 |             |                 |                 |                 |                 |                 |                   |                   |                   |                   |                       |                   |                              |
| Less than 44                                  | **                              | **          | -               | -               | -               | 1               | -               | -                 | -                 | -                 | -                 | -                     | -                 | 1                            |
| 44-47   | **                              | **          | -               | -               | -               | -               | -               | 35                | -                 | 5                 | 1                 | 3                     | -                 | 44                           |
| 48 and over                                   | **                              | **          | 13              | 8               | 2               | 20              | 106             | 80                | 103               | 68                | 66                | 99                    | 12                | 577                          |
| Subtotal                                      | **                              | **          | 13              | 8               | 2               | 21              | 106             | 115               | 103               | 73                | 67                | 102                   | 12                | 622                          |
| <b>Total Divided</b>                          | <b>**</b>                       | <b>**</b>   | <b>25</b>       | <b>12</b>       | <b>23</b>       | <b>65</b>       | <b>265</b>      | <b>293</b>        | <b>289</b>        | <b>309</b>        | <b>204</b>        | <b>203</b>            | <b>187</b>        | <b>1,875</b>                 |
| <b>Total Surfaced Mileage</b>                 | <b>9</b>                        | <b>2</b>    | <b>51</b>       | <b>63</b>       | <b>195</b>      | <b>320</b>      | <b>1,240</b>    | <b>983</b>        | <b>720</b>        | <b>719</b>        | <b>327</b>        | <b>244</b>            | <b>2/ 661</b>     | <b>5,534</b>                 |

1/ Partial control--The State has legal authority to prohibit access and exercises this authority to some degree to deny crossings at grade or at private driveway connections. Full control--Authority to control access is exercised to give preference to through traffic by providing access connections with selected public roads and streets only and prohibiting crossings at grade or direct private driveway connections.

2/ States not reporting average daily traffic volume data are listed in Table INT-15.

MILEAGE BUILT ON THE NATIONAL SYSTEM OF INTERSTATE AND DEFENSE HIGHWAYS

CLASSIFIED BY TYPE OF SURFACE

Data as of December 31, 1957

TABLE INT-B-3, 1957  
ISSUED DECEMBER 1958

Compiled in cooperation with  
State highway departments

| STATES                     | MILEAGE<br>AND<br>GRADED | D   | F     | G-1 | H-1 | INTERSTATE HIGHWAY SYSTEM-RURAL                       |  |  | INTERSTATE HIGHWAY SYSTEM-URBAN                       |  |  |     |
|----------------------------|--------------------------|-----|-------|-----|-----|---|--|--|---|--|--|-----|
|                            |                          |     |       |     |     | MILEAGE SURFACED <sup>1/</sup>                        |  |  | MILEAGE SURFACED <sup>1/</sup>                        |  |  |     |
|                            |                          |     |       |     |     | SUBTOTALS   |  | TOTAL<br>MILEAGE<br>GRADED<br>OR<br>SURFACED | SUBTOTALS   |  | TOTAL<br>MILEAGE<br>GRADED<br>OR<br>SURFACED |     |
|                            |                          |     |       |     |     | SURFACING<br>RECON-<br>STRUCTION<br>ON EARTH<br>ROADS | RECON-<br>STRUCTION<br>ON NEW<br>ROADS |  | SURFACING<br>RECON-<br>STRUCTION<br>ON EARTH<br>ROADS | RECON-<br>STRUCTION<br>ON NEW<br>ROADS |  |     |
| Alabama                    | 26                       | 26  | 1     | 25  | 10  | 10  | -                                      | 10   | 10  | 10                                     | 10   | 10  |
| Arizona                    | 30                       | 30  | 6     | 24  | 1   | 1   | 5                                      | 1  | 1   | 1                                      | 5  | 5   |
| Arkansas                   | 98                       | 98  | -     | 98  | -   | -   | -                                      | 29   | 29  | 29                                     | 29   | 29  |
| California                 | 69                       | 69  | 46    | 23  | 9   | 9   | 9                                      | 9  | 9   | 9                                      | 9  | 9   |
| Colorado                   | 29                       | 29  | 1     | 28  | 1   | 1   | 1                                      | 1  | 1   | 1                                      | 1  | 1   |
| Connecticut                | -                        | -   | -     | -   | -   | -   | -                                      | -  | -   | -                                      | -  | -   |
| Delaware                   | 4                        | 4   | -     | 4   | -   | -   | -                                      | -  | -   | -                                      | -  | -   |
| Florida                    | 150                      | 150 | -     | 150 | -   | -   | 4                                      | 4  | 4   | 4                                      | 4  | 4   |
| Georgia                    | 22                       | 22  | 8     | 14  | 1   | 1   | 1                                      | 1  | 1   | 1                                      | 1  | 1   |
| Idaho                      | 6                        | 6   | 4     | 2   | 6   | 6   | 30                                     | 30   | 30  | 30                                     | 30   | 30  |
| Illinois                   | 3                        | 3   | 31    | 28  | 74  | 74  | 74                                     | 74   | 74  | 74                                     | 74   | 74  |
| Indiana                    | -                        | -   | -     | -   | 10  | 10  | 4                                      | 4  | 4   | 4                                      | 4  | 4   |
| Iowa                       | 11                       | 11  | 11    | 0   | 1   | 1   | 1                                      | 1  | 1   | 1                                      | 1  | 1   |
| Kansas                     | 10                       | 10  | 11    | -   | 11  | 11  | 1                                      | 1  | 1   | 1                                      | 1  | 1   |
| Kentucky                   | 37                       | 37  | 47    | 10  | 13  | 13  | 19                                     | 19   | 19  | 19                                     | 19   | 19  |
| Louisiana                  | 42                       | 42  | 7     | 35  | 49  | 49  | 49                                     | 49   | 49  | 49                                     | 49   | 49  |
| Maine                      | 3                        | 3   | 8     | 6   | 11  | 11  | 1                                      | 1  | 1   | 1                                      | 1  | 1   |
| Maryland                   | 100                      | 100 | 4     | 96  | 7   | 7   | 1                                      | 1  | 1   | 1                                      | 1  | 1   |
| Massachusetts              | 36                       | 36  | 44    | 2   | 87  | 87  | 100                                    | 100  | 100   | 100                                    | 100  | 100 |
| Michigan                   | 7                        | 7   | 44    | 37  | 87  | 87  | 3                                      | 3  | 3   | 3                                      | 3  | 3   |
| Minnesota <sup>2/</sup>    | -                        | -   | 44    | -   | 44  | 44  | 7                                      | 7  | 7   | 7                                      | 7  | 7   |
| Mississippi <sup>2/</sup>  | -                        | -   | 20    | -   | 20  | 20  | 11                                     | 11   | 11  | 11                                     | 11   | 11  |
| Montana                    | 18                       | 18  | 36    | 18  | 36  | 36  | 2                                      | 2  | 2   | 2                                      | 2  | 2   |
| Nebraska                   | 9                        | 9   | 9     | 0   | 9   | 9   | 3                                      | 3  | 3   | 3                                      | 3  | 3   |
| Nevada                     | 9                        | 9   | 1     | 8   | 7   | 7   | 1                                      | 1  | 1   | 1                                      | 1  | 1   |
| New Hampshire              | 2                        | 2   | 2     | 0   | 3   | 3   | 3                                      | 3  | 3   | 3                                      | 3  | 3   |
| New Jersey                 | 22                       | 22  | 1     | 21  | 55  | 55  | -                                      | -  | -   | -                                      | -  | -   |
| New Mexico                 | 55                       | 55  | 38    | 17  | 55  | 55  | -                                      | -  | -   | -                                      | -  | -   |
| New York <sup>2/</sup>     | 38                       | 38  | 6     | 32  | 44  | 44  | -                                      | -  | -   | -                                      | -  | -   |
| North Carolina             | -                        | -   | 6     | 0   | 44  | 44  | 1                                      | 1  | 1   | 1                                      | 1  | 1   |
| North Dakota               | -                        | -   | 19    | 0   | 68  | 68  | 2                                      | 2  | 2   | 2                                      | 2  | 2   |
| Ohio                       | 49                       | 49  | 21    | 28  | 114 | 114   | 36                                     | 36   | 36  | 36                                     | 36   | 36  |
| Oklahoma                   | 103                      | 103 | 11    | 92  | 22  | 22  | 2                                      | 2  | 2   | 2                                      | 2  | 2   |
| Oregon                     | 36                       | 36  | 1     | 35  | 66  | 66  | -                                      | -  | -   | -                                      | -  | -   |
| Pennsylvania               | 65                       | 65  | 1     | 64  | 66  | 66  | -                                      | -  | -   | -                                      | -  | -   |
| Rhode Island <sup>2/</sup> | 39                       | 39  | 13    | 26  | 49  | 49  | 1                                      | 1  | 1   | 1                                      | 1  | 1   |
| South Carolina             | 7                        | 7   | 7     | 0   | 64  | 64  | 1                                      | 1  | 1   | 1                                      | 1  | 1   |
| South Dakota               | 10                       | 10  | -     | 10  | 49  | 49  | 2                                      | 2  | 2   | 2                                      | 2  | 2   |
| Tennessee                  | -                        | -   | -     | -   | 109 | 109   | -                                      | -  | -   | -                                      | -  | -   |
| Texas                      | 2                        | 2   | 2     | 0   | 131 | 131   | 7                                      | 7  | 7   | 7                                      | 7  | 7   |
| Utah                       | 22                       | 22  | 16    | 6   | 22  | 22  | 4                                      | 4  | 4   | 4                                      | 4  | 4   |
| Vermont                    | 10                       | 10  | -     | 10  | 16  | 16  | 2                                      | 2  | 2   | 2                                      | 2  | 2   |
| Virginia                   | -                        | -   | 11    | 0   | 11  | 11  | -                                      | -  | -   | -                                      | -  | -   |
| Washington                 | 17                       | 17  | 4     | 13  | 21  | 21  | 8                                      | 8  | 8   | 8                                      | 8  | 8   |
| West Virginia              | 7                        | 7   | 7     | 0   | 7   | 7   | 1                                      | 1  | 1   | 1                                      | 1  | 1   |
| Wisconsin                  | 15                       | 15  | 2     | 13  | 17  | 17  | 2                                      | 2  | 2   | 2                                      | 2  | 2   |
| Wyoming                    | 8                        | 8   | -     | 8   | 42  | 42  | -                                      | -  | -   | -                                      | -  | -   |
| Total                      | 10                       | 106 | 1,637 | 279 | 370 | 1,652   | 2,022                                  | 2,032  | 2   | 73                                     | 210  | 283 |

<sup>1/</sup> Surface types in these columns are as follows: D, soil-surfaced; F, slag, gravel, or stone; P, bituminous surface treated; G-1, mixed bituminous; and H-1, bituminous penetration having a combined thickness of surface and base 1 inches and less than 1 inches and/or low load-bearing capacity; G-2, mixed bituminous surface treated; G-1, mixed bituminous; and H-1, bituminous penetration having a combined thickness of surface and base 1 inches and less than 1 inches and/or low load-bearing capacity; G-2, mixed bituminous surface treated; G-1, mixed bituminous; and H-1, bituminous penetration having a combined thickness of surface and base 1 inches and less than 1 inches and/or low load-bearing capacity; or more and/or a high load-bearing capacity; I, bituminous concrete and sheet asphalt; and J, Portland cement concrete. <sup>2/</sup> No construction was reported.



FEDERAL HIGHWAY FUNDS APPORTIONED DURING CALENDAR YEAR 1957<sup>1/</sup>

| STATE OR TERRITORY | PRIMARY, SECONDARY, AND URBAN |                           |                       |                       | 1956 AND 1958 ACTS - INTERSTATE (\$2,200,000,000) | TOTAL (\$1,275,000,000) | TOTAL (\$3,475,000,000) | FOREST HIGHWAY FUNDS 2/ (\$35,000,000) | STATE OR TERRITORY |
|--------------------|-------------------------------|---------------------------|-----------------------|-----------------------|---|-------------------------|-------------------------|--|--------------------|
|                    | 1956 ACT                      |                           |                       |                       |   |                         |                         |  |                    |
|                    | PRIMARY (\$393,750,000)       | SECONDARY (\$262,500,000) | URBAN (\$218,750,000) | TOTAL (\$875,000,000) |   |                         |                         |  |                    |
| Alabama            | \$8,291,003                   | \$6,447,383               | \$2,868,230           | \$17,606,616          | \$8,089,185                                       | \$25,695,801            | \$70,457,951            | \$138,721                              | Alabama            |
| Arizona            | 5,714,323                     | 3,895,113                 | 851,554               | 10,460,990            | 4,806,198   | 15,267,188              | 40,407,019              | 1,821,161                              | Arizona            |
| Arkansas           | 6,412,708                     | 5,162,374                 | 1,224,711             | 12,799,793            | 5,880,738   | 18,680,531              | 50,241,102              | 551,369                                | Arkansas           |
| California         | 18,821,209                    | 9,762,001                 | 19,461,116            | 48,044,326            | 22,073,488  | 70,117,814              | 197,077,767             | 4,618,258                              | California         |
| Colorado           | 7,077,248                     | 4,726,766                 | 1,819,524             | 13,623,538            | 6,259,199   | 19,882,737              | 49,663,630              | 2,201,208                              | Colorado           |
| Connecticut        | 2,580,202                     | 1,305,938                 | 4,239,983             | 8,126,123             | 3,733,466   | 11,859,589              | 32,969,951              | -                                      | Connecticut        |
| Delaware           | 1,958,906                     | 1,305,938                 | 448,993               | 3,713,837             | 1,706,285   | 5,420,122               | 19,107,622              | -                                      | Delaware           |
| Florida            | 6,242,251                     | 4,076,445                 | 3,925,692             | 14,244,388            | 6,544,442   | 20,788,830              | 37,057,023              | 217,461                                | Florida            |
| Georgia            | 9,420,470                     | 7,237,363                 | 3,190,596             | 19,848,429            | 9,119,163   | 28,967,592              | 79,593,403              | 148,235                                | Georgia            |
| Idaho              | 4,779,420                     | 3,366,643                 | 421,341               | 8,567,404             | 3,936,209   | 12,503,613              | 34,785,882              | 3,391,928                              | Idaho              |
| Illinois           | 15,191,611                    | 8,247,143                 | 15,310,690            | 38,749,444            | 17,803,047  | 56,552,491              | 159,652,132             | 38,422                                 | Illinois           |
| Indiana            | 9,191,947                     | 6,340,570                 | 5,237,617             | 20,770,134            | 9,542,632   | 30,312,766              | 83,501,692              | 20,644                                 | Indiana            |
| Iowa               | 9,195,034                     | 6,756,810                 | 2,599,100             | 18,550,944            | 8,523,047   | 27,073,991              | 71,375,930              | 825                                    | Iowa               |
| Kansas             | 9,179,812                     | 6,443,361                 | 2,057,695             | 17,680,868            | 8,123,299   | 25,804,167              | 65,325,980              | 86,853                                 | Kansas             |
| Kentucky           | 7,238,084                     | 6,026,483                 | 2,273,530             | 15,538,097            | 7,138,825   | 22,676,922              | 63,592,512              | 110,877                                | Kentucky           |
| Louisiana          | 6,096,580                     | 4,418,259                 | 3,209,229             | 13,724,068            | 6,305,387   | 20,029,455              | 55,998,415              | 10,019                                 | Louisiana          |
| Maine              | 3,239,093                     | 2,322,866                 | 914,985               | 6,476,944             | 2,975,768   | 9,452,712               | 27,048,134              | -                                      | Maine              |
| Maryland           | 3,626,924                     | 2,222,223                 | 3,715,608             | 9,564,755             | 4,394,431   | 13,959,186              | 40,363,697              | -                                      | Maryland           |
| Massachusetts      | 5,118,798                     | 1,913,871                 | 9,112,313             | 16,144,982            | 7,417,652   | 23,562,634              | 70,308,638              | -                                      | Massachusetts      |
| Michigan           | 12,404,719                    | 7,567,394                 | 10,189,455            | 30,161,568            | 13,857,433  | 44,019,001              | 123,183,780             | 424,321                                | Michigan           |
| Minnesota          | 10,082,358                    | 7,126,583                 | 3,565,000             | 20,773,941            | 9,544,381   | 30,318,322              | 49,489,315              | 449,772                                | Minnesota          |
| Mississippi        | 6,885,883                     | 5,775,848                 | 1,212,104             | 13,873,835            | 6,374,195   | 20,248,030              | 54,953,578              | 253,361                                | Mississippi        |
| Missouri           | 11,115,563                    | 7,524,427                 | 5,391,636             | 24,031,626            | 11,041,091  | 35,072,717              | 94,053,708              | 210,703                                | Missouri           |
| Montana            | 7,849,184                     | 5,402,670                 | 515,522               | 13,767,376            | 6,325,284   | 20,092,660              | 51,469,973              | 2,646,926                              | Montana            |
| Nebraska           | 7,688,858                     | 5,454,930                 | 1,284,028             | 14,427,816            | 6,628,717   | 21,056,533              | 31,302,496              | 31,947                                 | Nebraska           |
| Nevada             | 4,909,104                     | 3,281,450                 | 166,734               | 8,357,288             | 3,839,673   | 12,196,961              | 35,025,845              | 738,736                                | Nevada             |
| New Hampshire      | 1,958,906                     | 1,305,938                 | 648,354               | 3,913,198             | 1,797,880   | 5,711,078               | 13,687,500              | 145,982                                | New Hampshire      |
| New Jersey         | 5,178,775                     | 1,747,245                 | 9,583,671             | 16,509,691            | 7,585,212   | 24,094,903              | 47,908,726              | 72,003,629                             | New Jersey         |
| New Mexico         | 6,242,759                     | 4,293,485                 | 718,493               | 11,254,737            | 5,170,877   | 16,425,614              | 26,679,147              | 1,345,839                              | New Mexico         |
| New York           | 19,086,571                    | 7,729,989                 | 29,262,831            | 56,079,391            | 25,765,119  | 81,844,510              | 156,126,602             | 237,971,112                            | New York           |
| North Carolina     | 9,685,815                     | 8,309,307                 | 2,813,251             | 20,808,373            | 9,560,200   | 30,368,573              | 85,945,960              | 226,644                                | North Carolina     |
| North Dakota       | 5,462,891                     | 3,985,983                 | 370,191               | 9,819,065             | 4,511,272   | 14,330,337              | 38,438,883              | 105                                    | North Dakota       |
| Ohio               | 13,621,409                    | 8,265,490                 | 12,669,033            | 34,555,932            | 15,876,379  | 50,432,311              | 93,303,494              | 18,863                                 | Ohio               |
| Oklahoma           | 8,326,529                     | 5,971,622                 | 2,391,861             | 16,690,012            | 7,668,061   | 24,358,073              | 63,650,359              | 36,004                                 | Oklahoma           |
| Oregon             | 6,518,788                     | 4,565,092                 | 1,755,480             | 12,839,360            | 5,898,916   | 18,738,276              | 29,509,661              | 4,994,888                              | Oregon             |
| Pennsylvania       | 15,827,490                    | 9,425,758                 | 16,573,922            | 41,827,170            | 19,217,078  | 61,044,248              | 117,103,237             | 85,943                                 | Pennsylvania       |
| Rhode Island       | 1,958,906                     | 1,305,938                 | 1,565,048             | 4,829,892             | 2,219,046   | 7,048,938               | 13,687,500              | -                                      | Rhode Island       |
| South Carolina     | 5,194,030                     | 4,328,343                 | 1,505,993             | 11,028,366            | 5,066,872   | 16,095,238              | 29,402,659              | 149,597                                | South Carolina     |
| South Dakota       | 5,940,580                     | 4,256,532                 | 425,224               | 10,622,336            | 4,880,326   | 15,502,662              | 41,001,852              | 207,816                                | South Dakota       |
| Tennessee          | 8,350,246                     | 6,540,024                 | 3,165,832             | 18,056,102            | 8,295,696   | 26,351,798              | 46,443,187              | 122,757                                | Tennessee          |
| Texas              | 25,443,547                    | 17,034,541                | 10,488,168            | 52,966,256            | 24,334,820  | 77,301,076              | 126,569,618             | 197,808                                | Texas              |
| Utah               | 4,417,613                     | 2,921,387                 | 4,276,667             | 8,266,667             | 3,798,038   | 12,064,705              | 21,279,781              | 33,344,486                             | Utah               |
| Vermont            | 1,958,906                     | 1,305,938                 | 340,884               | 3,605,728             | 1,656,616   | 5,262,344               | 13,687,500              | 49,455                                 | Vermont            |
| Virginia           | 7,450,792                     | 5,803,234                 | 3,413,957             | 16,667,983            | 7,657,939   | 24,325,922              | 44,091,145              | 68,417,067                             | Virginia           |
| Washington         | 6,583,128                     | 4,396,613                 | 3,303,373             | 14,283,114            | 6,562,235   | 20,845,349              | 56,229,311              | 2,845,933                              | Washington         |
| West Virginia      | 4,417,613                     | 3,726,717                 | 1,424,824             | 9,412,464             | 4,276,424   | 13,739,227              | 35,963,424              | 152,322                                | West Virginia      |
| Wisconsin          | 9,135,036                     | 6,381,210                 | 4,287,084             | 19,803,330            | 9,098,443   | 28,901,773              | 49,734,830              | 78,636,603                             | Wisconsin          |
| Wyoming            | 4,900,117                     | 3,321,518                 | 238,043               | 8,459,678             | 3,886,714   | 12,346,392              | 22,715,543              | 1,334,336                              | Wyoming            |
| Dist. of Col.      | 1,958,906                     | 1,305,938                 | 1,891,351             | 5,156,195             | 2,368,963   | 7,525,158               | 21,212,658              | -                                      | Dist. of Col.      |
| Alaska             | 7,991,938                     | 5,389,478                 | 66,692                | 13,448,108            | 6,178,599   | 19,626,707              | 19,626,707              | 3,087,822                              | Alaska             |
| Hawaii             | 1,958,906                     | 1,305,938                 | 736,190               | 4,001,034             | 1,838,235   | 5,839,269               | 5,839,269               | -                                      | Hawaii             |
| Puerto Rico        | 2,056,451                     | 2,153,390                 | 1,881,847             | 6,091,688             | 2,798,766   | 8,890,454               | 8,890,454               | 6,348                                  | Puerto Rico        |

1/ Includes additional Federal funds for the fiscal year 1959 authorized by the Federal-aid Highway Act of 1958 and apportioned April 16, 1958.  
 2/ \$30,000,000 apportionment effective November 6, 1957. Additional \$5,000,000 apportionment effective April 16, 1958. No National forests in States for which no apportionments are shown.

## PRICE TRENDS IN HIGHWAY CONSTRUCTION

Based on contract prices for Federal-aid construction

| YEAR     | COMMON EXCAVATION <sup>1/</sup> |               |            |            | CONCRETE PAVEMENT <sup>1/</sup> |               |            |            | STRUCTURES             |                       |                             |                   |            |            | COMPOSITE MILE INDEX <sup>2/</sup> |                          |                          |
|----------|---------------------------------|---------------|------------|------------|---------------------------------|---------------|------------|------------|------------------------|-----------------------|-----------------------------|-------------------|------------|------------|------------------------------------|--------------------------|--------------------------|
|          | AVERAGE BID PRICE CU. YD.       | SUB-INDEX     |            |            | AVERAGE BID PRICE SQ. YD.       | SUB-INDEX     |            |            | REIN-FORCING STEEL-LB. | STRUCTURAL STEEL LBS. | STRUCTURAL CONCRETE CU. YD. | AVERAGE BID PRICE |            |            | SUB-INDEX                          |                          |                          |
|          |                                 | 1925-29 = 100 | 1940 = 100 | 1946 = 100 |                                 | 1925-29 = 100 | 1940 = 100 | 1946 = 100 |                        |                       |                             | 1925-29 = 100     | 1940 = 100 | 1946 = 100 | 1925-29 <sup>1/</sup> = 100        | 1940 <sup>1/</sup> = 100 | 1946 <sup>1/</sup> = 100 |
| 1925     | \$0.39                          | 110.0         |            |            | \$2.36                          | 106.4         |            |            | \$0.056                | \$0.067               | \$22.53                     | 103.9             |            |            | 107.5                              |                          |                          |
| 1926     | .35                             | 103.7         |            |            | 2.29                            | 103.1         |            |            | .053                   | .074                  | 22.76                       | 103.7             |            |            | 103.4                              |                          |                          |
| 1927     | .35                             | 100.3         |            |            | 2.29                            | 103.3         |            |            | .051                   | .071                  | 22.65                       | 101.5             |            |            | 101.9                              |                          |                          |
| 1928     | .34                             | 96.0          |            |            | 2.10                            | 94.5          |            |            | .049                   | .067                  | 21.22                       | 96.1              |            |            | 95.3                               |                          |                          |
| 1929     | .32                             | 90.0          |            |            | 2.05                            | 92.7          |            |            | .048                   | .059                  | 21.58                       | 95.0              |            |            | 92.1                               |                          |                          |
| 1930     | .30                             | 86.3          |            |            | 1.86                            | 84.1          |            |            | .045                   | .061                  | 20.08                       | 89.4              |            |            | 85.7                               |                          |                          |
| 1931     | .27                             | 77.6          |            |            | 1.68                            | 75.6          |            |            | .040                   | .054                  | 18.02                       | 79.9              |            |            | 76.8                               |                          |                          |
| 1932     | .18                             | 55.0          |            |            | 1.44                            | 64.8          |            |            | .034                   | .046                  | 15.33                       | 68.0              |            |            | 61.0                               |                          |                          |
| 1933     | .26                             | 74.0          |            |            | 1.67                            | 75.1          |            |            | .038                   | .046                  | 16.15                       | 72.2              |            |            | 76.7                               |                          |                          |
| 1934     | .29                             | 83.3          |            |            | 1.90                            | 85.8          |            |            | .043                   | .053                  | 17.73                       | 80.8              |            |            | 84.0                               |                          |                          |
| 1935     | .26                             | 73.3          |            |            | 1.90                            | 85.6          |            |            | .044                   | .052                  | 17.78                       | 81.5              |            |            | 80.6                               |                          |                          |
| 1936     | .26                             | 74.8          |            |            | 1.91                            | 86.0          |            |            | .046                   | .060                  | 20.25                       | 90.0              |            |            | 82.9                               |                          |                          |
| 1937     | .24                             | 69.0          |            |            | 1.89                            | 85.1          |            |            | .048                   | .066                  | 19.76                       | 91.5              |            |            | 79.4                               |                          |                          |
| 1938     | .21                             | 59.8          |            |            | 1.72                            | 77.5          |            |            | .045                   | .063                  | 19.06                       | 87.2              |            |            | 72.8                               |                          |                          |
| 1939     | .21                             | 59.8          |            |            | 1.73                            | 77.8          |            |            | .044                   | .059                  | 19.13                       | 85.9              |            |            | 72.6                               |                          |                          |
| 1940     | .21                             | 59.2          | 100.0      |            | 1.68                            | 75.6          | 100.0      |            | .045                   | .063                  | 19.17                       | 87.6              | 100.0      |            | 71.6                               | 100.0                    |                          |
| 1941     | .24                             | 69.2          | 117.3      |            | 1.87                            | 84.1          | 111.0      |            | .054                   | .076                  | 21.44                       | 100.8             | 115.1      |            | 81.4                               | 113.7                    |                          |
| 1942     | .37                             | 104.1         | 176.5      |            | 2.39                            | 107.9         | 142.4      |            | .065                   | .090                  | 26.16                       | 122.3             | 139.6      |            | 108.8                              | 151.9                    |                          |
| 1943     | .44                             | 124.0         | 210.3      |            | 2.71                            | 122.3         | 161.5      |            | .067                   | .095                  | 30.19                       | 134.4             | 153.4      |            | 124.9                              | 174.3                    |                          |
| 1944     | .37                             | 106.6         | 180.8      |            | 2.45                            | 110.6         | 146.0      |            | .064                   | .089                  | 31.94                       | 136.5             | 155.8      |            | 113.1                              | 157.8                    |                          |
| 1945     | .36                             | 101.6         | 172.2      |            | 2.38                            | 107.4         | 141.9      |            | .062                   | .077                  | 31.62                       | 132.5             | 151.3      |            | 109.0                              | 152.2                    |                          |
| 1946     | .35                             | 99.1          | 168.0      | 100.0      | 2.65                            | 119.3         | 157.5      | 100.0      | .075                   | .113                  | 38.79                       | 164.7             | 188.0      | 100.0      | 119.0                              | 166.1                    | 100.0                    |
| 1947     | .38                             | 108.4         | 183.9      | 109.3      | 3.01                            | 135.5         | 178.9      | 113.4      | .093                   | .132                  | 45.84                       | 196.9             | 224.8      | 119.6      | 135.0                              | 188.6                    | 113.6                    |
| 1948     | .42                             | 119.3         | 202.3      | 120.3      | 3.37                            | 151.9         | 200.6      | 127.2      | .108                   | .158                  | 51.00                       | 223.9             | 255.6      | 136.0      | 151.2                              | 211.3                    | 127.1                    |
| 1949     | .38                             | 107.4         | 182.1      | 108.4      | 3.40                            | 153.1         | 202.1      | 128.2      | .104                   | .146                  | 47.36                       | 210.3             | 240.1      | 127.7      | 145.8                              | 203.6                    | 122.5                    |
| 1950     | .33                             | 94.5          | 160.2      | 95.3       | 3.32                            | 149.8         | 197.8      | 125.4      | .100                   | .139                  | 44.62                       | 199.4             | 227.6      | 121.1      | 137.7                              | 192.4                    | 115.8                    |
| 1951     | .39                             | 110.0         | 186.5      | 111.0      | 3.54                            | 159.5         | 210.6      | 133.5      | .120                   | .180                  | 52.07                       | 237.8             | 271.5      | 144.4      | 153.7                              | 214.7                    | 129.2                    |
| 1952     | .40                             | 114.2         | 193.6      | 115.2      | 3.80                            | 171.3         | 226.2      | 143.4      | .124                   | .186                  | 54.50                       | 247.8             | 282.9      | 150.5      | 162.5                              | 226.9                    | 136.6                    |
| 1953     | .38                             | 108.6         | 184.1      | 109.5      | 3.82                            | 172.0         | 227.1      | 144.0      | .122                   | .186                  | 53.53                       | 243.8             | 278.3      | 148.0      | 160.2                              | 223.7                    | 134.6                    |
| 1954     | .35                             | 100.9         | 171.2      | 101.8      | 3.63                            | 163.6         | 215.9      | 136.9      | .116                   | .167                  | 50.91                       | 229.9             | 262.5      | 139.6      | 151.2                              | 211.1                    | 127.1                    |
| 1955     | .36                             | 101.9         | 172.7      | 102.7      | 3.67                            | 165.3         | 218.2      | 138.3      | .116                   | .165                  | 51.99                       | 232.8             | 265.8      | 141.4      | 152.8                              | 213.4                    | 128.4                    |
| 1956     |                                 |               |            |            |                                 |               |            |            |                        |                       |                             |                   |            |            |                                    |                          |                          |
| 1st Qtr. | .37                             | 104.8         | 177.8      | 105.7      | 3.76                            | 169.5         | 223.8      | 141.9      | .124                   | .192                  | 52.42                       | 243.1             | 277.5      | 147.6      | 157.5                              | 220.0                    | 132.4                    |
| 2nd "    | .38                             | 108.3         | 183.6      | 109.2      | 3.82                            | 172.2         | 227.4      | 144.2      | .128                   | .197                  | 53.55                       | 249.5             | 284.8      | 151.5      | 161.1                              | 225.0                    | 135.4                    |
| 3rd "    | .39                             | 109.7         | 186.0      | 110.6      | 4.00                            | 180.3         | 238.1      | 150.9      | .134                   | .205                  | 55.81                       | 260.5             | 297.4      | 158.2      | 167.2                              | 233.5                    | 140.5                    |
| 4th "    | .39                             | 110.0         | 186.5      | 110.9      | 3.99                            | 179.9         | 237.5      | 150.6      | .136                   | .215                  | 55.53                       | 262.2             | 299.3      | 159.2      | 167.4                              | 233.8                    | 140.7                    |
| Average  | .38                             | 108.2         | 183.5      | 109.1      | 3.89                            | 175.5         | 231.7      | 146.9      | .131                   | .202                  | 54.33                       | 253.8             | 289.8      | 154.1      | 163.3                              | 228.1                    | 137.3                    |
| 1957     |                                 |               |            |            |                                 |               |            |            |                        |                       |                             |                   |            |            |                                    |                          |                          |
| 1st Qtr. | .39                             | 111.7         | 189.4      | 112.6      | 4.01                            | 180.8         | 238.7      | 151.3      | .141                   | .215                  | 57.46                       | 270.6             | 308.9      | 164.3      | 169.7                              | 237.0                    | 142.6                    |
| 2nd "    | .40                             | 113.4         | 192.3      | 114.3      | 4.00                            | 180.3         | 238.1      | 150.9      | .137                   | .221                  | 57.35                       | 268.7             | 306.7      | 163.1      | 169.8                              | 237.2                    | 142.7                    |
| 3rd "    | .40                             | 112.5         | 190.8      | 113.5      | 4.02                            | 181.3         | 239.3      | 151.7      | .135                   | .225                  | 57.48                       | 268.3             | 306.3      | 162.9      | 169.9                              | 237.3                    | 142.8                    |
| 4th "    | .41                             | 116.5         | 197.6      | 117.5      | 4.04                            | 182.2         | 240.5      | 152.5      | .135                   | .210                  | 55.40                       | 260.4             | 297.3      | 158.1      | 170.6                              | 238.3                    | 143.4                    |
| Average  | .40                             | 113.5         | 192.5      | 114.5      | 4.02                            | 181.2         | 239.2      | 151.6      | .137                   | .218                  | 56.92                       | 267.0             | 304.8      | 162.1      | 170.0                              | 237.5                    | 142.9                    |
| 1958     |                                 |               |            |            |                                 |               |            |            |                        |                       |                             |                   |            |            |                                    |                          |                          |
| 1st Qtr. | .39                             | 110.3         | 187.0      | 111.2      | 4.02                            | 181.3         | 239.3      | 151.7      | .131                   | .201                  | 54.99                       | 255.6             | 291.8      | 155.2      | 167.1                              | 233.4                    | 140.4                    |
| 2nd "    | .40                             | 114.5         | 194.2      | 115.5      | 4.03                            | 181.7         | 239.9      | 152.1      | .130                   | .192                  | 54.85                       | 252.9             | 288.7      | 153.6      | 168.5                              | 235.3                    | 141.6                    |
| 3rd "    | .39                             | 111.4         | 188.9      | 112.4      | 3.97                            | 179.0         | 236.3      | 149.8      | .130                   | .186                  | 54.55                       | 251.1             | 286.6      | 152.5      | 165.7                              | 231.4                    | 139.2                    |

Federal Aid

<sup>1/</sup> Bid prices and index figures for years subsequent to 1940 have been adjusted downward in order to eliminate the effect of increased design requirements.

<sup>2/</sup> The composite mile is made up of average quantities of materials and includes 17,491 cubic yards of excavation, 3,726 square yards of paving, 16,000 pounds reinforcing steel, 4,325 pounds structural steel, and 68 cubic yards of structural concrete. The composite mile does not represent quantities involved in the actual construction of any particular type of road.

## Highway Statistics, 1957

PERCENTAGE DISTRIBUTION OF THE COSTS OF MATERIALS AND SUPPLIES,  
LABOR, EQUIPMENT, MISCELLANEOUS AND OVERHEAD, BY SYSTEM-1957  
FEDERAL-AID PROJECTS REPORTED AS COMPLETED DURING CALENDAR YEAR 1957

| ELEMENTS  | FEDERAL-AID PRIMARY SYSTEMS |         |         |                |         |         |             |         |         | ALL FEDERAL-AID PROJECTS EXCEPT SECONDARY <sup>1/</sup> |
|---|-----------------------------|---------|---------|----------------|---------|---------|-------------|---------|---------|---|
|   | INTERSTATE                  |         |         | NON-INTERSTATE |         |         | ALL PRIMARY |         |         |   |
|   | RURAL                       | URBAN   | TOTAL   | RURAL          | URBAN   | TOTAL   | RURAL       | URBAN   | TOTAL   |   |
|   | Percent                     | Percent | Percent | Percent        | Percent | Percent | Percent     | Percent | Percent | Percent   |
| Cement <sup>2/</sup>                                    | 4.7                         | 3.7     | 4.3     | 4.1            | 4.6     | 4.3     | 4.3         | 4.3     | 4.3     | 4.2   |
| Aggregates purchased <sup>3/</sup>                      | 5.4                         | 4.2     | 4.8     | 8.9            | 4.8     | 7.5     | 8.1         | 4.6     | 6.8     | 6.7   |
| Bitumens <sup>4/</sup>                                  | 2.9                         | 0.5     | 1.8     | 4.2            | 1.0     | 3.1     | 3.9         | 0.8     | 2.8     | 2.7   |
| Lumber  | 1.2                         | 1.0     | 1.1     | 0.9            | 1.2     | 1.0     | 0.9         | 1.1     | 1.0     | 1.0   |
| Timber piling   | 0.9                         | 0.1     | 0.6     | 0.2            | 0.4     | 0.3     | 0.4         | 0.3     | 0.3     | 0.4   |
| Metal culvert pipe                                      | 0.7                         | 0.2     | 0.5     | 1.3            | 0.6     | 1.1     | 1.2         | 0.4     | 0.9     | 0.9   |
| Reinforcing steel <sup>5/</sup>                         | 4.7                         | 5.0     | 4.8     | 2.6            | 4.3     | 3.2     | 3.1         | 4.5     | 3.6     | 3.6   |
| Structural steel  | 7.9                         | 12.9    | 10.2    | 4.1            | 7.8     | 5.3     | 5.0         | 9.4     | 6.6     | 6.7   |
| Ready-mix concrete                                      | 4.4                         | 7.2     | 5.7     | 3.0            | 7.9     | 4.7     | 3.4         | 7.7     | 5.0     | 4.9   |
| Pre-mixed bituminous paving materials                   | 4.8                         | 1.7     | 3.4     | 4.4            | 3.4     | 4.1     | 4.5         | 2.8     | 3.9     | 3.9   |
| Concrete culvert pipe                                   | 1.4                         | 1.1     | 1.3     | 1.4            | 1.9     | 1.6     | 1.4         | 1.6     | 1.5     | 1.5   |
| Clay pipe   | 0.1                         | 0.2     | 0.1     | 0.1            | 0.1     | 0.1     | 0.1         | 0.1     | 0.1     | 0.1   |
| Miscellaneous steel                                     | 1.4                         | 3.7     | 2.4     | 1.1            | 2.4     | 1.5     | 1.2         | 2.8     | 1.8     | 1.8   |
| Materials not reported                                  | 2.6                         | 9.0     | 5.5     | 6.8            | 7.5     | 6.8     | 5.6         | 8.4     | 6.5     | 6.7   |
| Petroleum products                                      | 4.7                         | 2.0     | 3.5     | 4.4            | 2.2     | 3.7     | 4.5         | 2.1     | 3.6     | 3.6   |
| Explosives  | 0.6                         | 0.3     | 0.4     | 0.6            | 0.2     | 0.5     | 0.6         | 0.2     | 0.5     | 0.5   |
| Total materials and supplies                            | 48.4                        | 52.8    | 50.4    | 48.1           | 50.3    | 48.8    | 48.2        | 51.1    | 49.2    | 49.2  |
| Labor   | 27.4                        | 24.4    | 26.1    | 25.7           | 26.8    | 26.1    | 26.1        | 26.0    | 26.1    | 26.1  |
| Equipment, miscellaneous and overhead, including profit | 24.2                        | 22.8    | 23.5    | 26.2           | 22.9    | 25.1    | 25.7        | 22.9    | 24.7    | 24.7  |
| TOTAL   | 100.0                       | 100.0   | 100.0   | 100.0          | 100.0   | 100.0   | 100.0       | 100.0   | 100.0   | 100.0   |

<sup>1/</sup> Reports concerning secondary roads are no longer required to be submitted.  
<sup>2/</sup> Does not include cement in ready-mix concrete or in concrete culvert pipe.  
<sup>3/</sup> Does not include aggregates in ready-mix concrete, pre-mixed bituminous paving materials or concrete culvert pipe. The cost of producing aggregates by contractors, in addition to "aggregates purchased", is distributed in "petroleum products", "labor", and "equipment, overhead and profit."  
<sup>4/</sup> Does not include bitumens in pre-mixed bituminous paving materials.  
<sup>5/</sup> Does not include reinforcing steel in concrete culvert pipe.

PERCENTAGE DISTRIBUTION OF THE COSTS OF GRADING AND DRAINAGE,  
BASES, SURFACES, AND STRUCTURES, BY SYSTEM-1957  
CONTRACTS FOR FEDERAL-AID PROJECTS AWARDED DURING CALENDAR YEAR 1957

| MAJOR ITEMS   | FEDERAL-AID PRIMARY SYSTEMS |         |         |                |         |         |             |         |         | ALL FEDERAL-AID PROJECTS EXCEPT SECONDARY <sup>1/</sup> |
|---|-----------------------------|---------|---------|----------------|---------|---------|-------------|---------|---------|---|
|   | INTERSTATE                  |         |         | NON-INTERSTATE |         |         | ALL PRIMARY |         |         |   |
|   | RURAL                       | URBAN   | TOTAL   | RURAL          | URBAN   | TOTAL   | RURAL       | URBAN   | TOTAL   |   |
|   | Percent                     | Percent | Percent | Percent        | Percent | Percent | Percent     | Percent | Percent | Percent   |
| Grading and drainage <sup>2/</sup>  | 32.2                        | 19.7    | 26.2    | 27.2           | 20.4    | 24.6    | 29.5        | 19.7    | 25.4    | 25.5  |
| Bases:  |                             |         |         |                |         |         |             |         |         |   |
| Stabilized soil   | 0.6                         | 0.0     | 0.3     | 1.0            | 0.5     | 0.8     | 0.8         | 0.2     | 0.5     | 0.5   |
| Gravel and clay gravel  | 4.0                         | 2.0     | 3.0     | 6.4            | 3.3     | 5.3     | 5.2         | 2.5     | 4.1     | 4.2   |
| Macadam or stone  | 4.3                         | 2.5     | 3.4     | 6.5            | 3.9     | 5.5     | 5.4         | 3.1     | 4.4     | 4.4   |
| Portland cement concrete  | 0.2                         | 1.3     | 0.8     | 2.5            | 3.5     | 2.9     | 1.4         | 2.2     | 1.7     | 1.7   |
| Bituminous concrete   | 0.6                         | 0.2     | 0.4     | 1.4            | 0.4     | 1.0     | 1.0         | 0.3     | 0.7     | 0.7   |
| Surfaces:   |                             |         |         |                |         |         |             |         |         |   |
| Gravel and clay gravel  | 0.1                         | 0.0     | 0.1     | 0.2            | 0.0     | 0.1     | 0.2         | 0.0     | 0.1     | 0.1   |
| Macadam or stone  | 0.0                         | 0.0     | 0.0     | 0.0            | 0.0     | 0.0     | 0.0         | 0.0     | 0.0     | 0.0   |
| Bituminous surface treatment  | 0.5                         | 0.2     | 0.4     | 1.1            | 0.3     | 0.8     | 0.8         | 0.3     | 0.6     | 0.6   |
| Bituminous road-mix   | 0.0                         | 0.0     | 0.0     | 0.9            | 0.1     | 0.6     | 0.5         | 0.1     | 0.3     | 0.4   |
| Bituminous plant-mix medium   | 2.6                         | 0.9     | 1.8     | 6.2            | 1.4     | 4.4     | 4.4         | 1.1     | 3.0     | 3.0   |
| Bituminous penetration  | 0.1                         | 0.0     | 0.0     | 0.2            | 0.1     | 0.2     | 0.2         | 0.1     | 0.1     | 0.1   |
| Bituminous concrete   | 3.4                         | 2.4     | 2.9     | 12.2           | 6.9     | 10.3    | 7.9         | 4.2     | 6.4     | 6.3   |
| Portland cement concrete <sup>3/</sup>                                      | 13.5                        | 10.7    | 12.2    | 13.1           | 12.6    | 12.9    | 13.3        | 11.5    | 12.5    | 12.4  |
| Total bases and surfaces  | 29.9                        | 20.2    | 25.3    | 51.7           | 33.0    | 44.8    | 41.1        | 25.6    | 34.4    | 34.4  |
| Structures <sup>4/</sup>  | 37.9                        | 60.1    | 48.5    | 21.1           | 46.6    | 30.6    | 29.4        | 54.7    | 40.2    | 40.1  |
| TOTAL   | 100.0                       | 100.0   | 100.0   | 100.0          | 100.0   | 100.0   | 100.0       | 100.0   | 100.0   | 100.0   |
| Ratio of total amount bid for major items to total amount bid for all items | 75.4                        | 72.3    | 73.9    | 74.2           | 69.7    | 72.5    | 74.8        | 71.2    | 73.2    | 73.2  |

<sup>1/</sup> Reports concerning secondary roads are no longer required to be submitted.  
<sup>2/</sup> Including pipe items only, not box culverts.  
<sup>3/</sup> Including pavement reinforcement.  
<sup>4/</sup> Structural concrete, structural reinforcement, structural steel and steel H-piling.



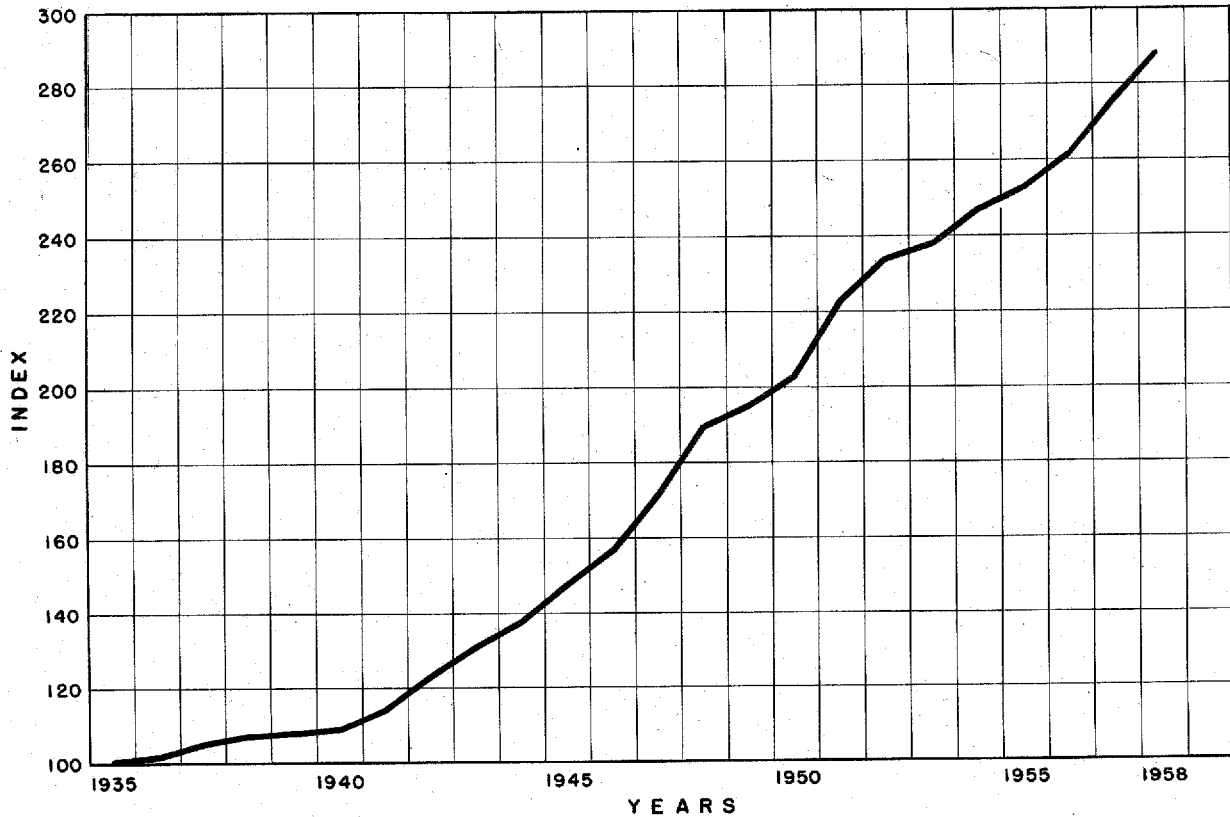
Federal Aid

COST TRENDS  
HIGHWAY MAINTENANCE AND OPERATIONS<sup>1/</sup>

| YEAR | LABOR  | MATERIAL | EQUIPMENT | OVERHEAD | TOTAL  |
|------|--------|----------|-----------|----------|--------|
| 1935 | 100.00 | 100.00   | 100.00    | 100.00   | 100.00 |
| 1936 | 102.19 | 104.31   | 97.97     | 100.29   | 101.24 |
| 1937 | 108.48 | 104.42   | 99.31     | 102.50   | 104.46 |
| 1938 | 110.17 | 103.73   | 103.51    | 103.97   | 106.36 |
| 1939 | 111.29 | 101.64   | 105.87    | 105.83   | 107.23 |
| 1940 | 112.33 | 100.30   | 107.12    | 110.20   | 108.13 |
| 1941 | 121.16 | 102.86   | 110.11    | 111.33   | 113.30 |
| 1942 | 134.93 | 115.68   | 113.27    | 113.93   | 122.83 |
| 1943 | 151.82 | 117.76   | 114.46    | 116.87   | 130.88 |
| 1944 | 162.42 | 123.22   | 116.77    | 119.81   | 137.34 |
| 1945 | 171.16 | 130.10   | 129.89    | 135.01   | 147.52 |
| 1946 | 180.56 | 132.62   | 141.28    | 148.30   | 156.40 |
| 1947 | 198.40 | 145.83   | 153.39    | 162.38   | 171.28 |
| 1948 | 216.63 | 160.58   | 176.37    | 170.62   | 189.31 |
| 1949 | 223.13 | 156.04   | 188.02    | 176.40   | 194.95 |
| 1950 | 240.69 | 157.20   | 185.03    | 184.15   | 202.28 |
| 1951 | 263.83 | 170.98   | 206.46    | 200.77   | 222.41 |
| 1952 | 282.53 | 172.92   | 214.55    | 209.90   | 233.72 |
| 1953 | 287.21 | 174.08   | 220.65    | 212.10   | 237.86 |
| 1954 | 303.20 | 176.08   | 225.92    | 214.31   | 246.64 |
| 1955 | 309.02 | 174.62   | 238.22    | 218.48   | 252.69 |
| 1956 | 324.25 | 183.31   | 237.67    | 227.65   | 261.45 |
| 1957 | 349.09 | 191.64   | 242.77    | 252.41   | 277.12 |
| 1958 | 363.15 | 194.61   | 253.20    | 262.02   | 287.43 |

<sup>1/</sup> Based upon the cost of maintaining and operating the existing State highway systems. Additional data are contained in the 1947 progress report of the Project Committee on maintenance costs, Highway Research Board.

HIGHWAY MAINTENANCE AND OPERATION COST INDEX



# AVERAGE HOURLY WAGE RATES ON FEDERAL-AID PROJECTS

| CLASSIFICATION                             | NEW ENGLAND | MIDDLE ATLANTIC | EAST NORTH CENTRAL | WEST NORTH CENTRAL | SOUTH ATLANTIC | EAST SOUTH CENTRAL | WEST SOUTH CENTRAL | MOUNTAIN | PACIFIC | UNITED STATES |
|--|-------------|-----------------|--------------------|--------------------|----------------|--------------------|--------------------|----------|---------|---------------|
| <b>CALENDAR YEAR 1957</b>                  |             |                 |                    |                    |                |                    |                    |          |         |               |
| Executive, Administrative, and Supervisory | \$2.98      | \$3.06          | \$3.30             | \$2.59             | \$2.33         | \$2.47             | \$2.39             | \$3.01   | \$3.62  | \$2.87        |
| Skilled                                    | 2.96        | 3.21            | 3.51               | 2.71               | 2.13           | 2.50               | 2.15               | 3.06     | 3.34    | 2.90          |
| Intermediate Grade                         | 2.23        | 2.79            | 2.81               | 1.99               | 1.62           | 1.84               | 1.51               | 2.48     | 2.92    | 2.28          |
| Unskilled                                  | 1.85        | 2.35            | 2.52               | 1.79               | 1.26           | 1.32               | 1.25               | 2.07     | 2.53    | 1.90          |
| <b>FIRST QUARTER 1958</b>                  |             |                 |                    |                    |                |                    |                    |          |         |               |
| Executive, Administrative, and Supervisory | 2.90        | 3.29            | 3.37               | 2.75               | 2.38           | 2.77               | 2.32               | 3.19     | 3.77    | 2.99          |
| Skilled                                    | 3.15        | 3.34            | 3.46               | 2.84               | 2.06           | 2.56               | 2.09               | 3.03     | 3.71    | 2.99          |
| Intermediate Grade                         | 2.42        | 2.96            | 2.84               | 2.06               | 1.56           | 1.91               | 1.52               | 2.47     | 3.61    | 2.45          |
| Unskilled                                  | 2.06        | 2.55            | 2.58               | 1.92               | 1.27           | 1.41               | 1.11               | 2.09     | 2.60    | 1.96          |
| <b>SECOND QUARTER 1958</b>                 |             |                 |                    |                    |                |                    |                    |          |         |               |
| Executive, Administrative, and Supervisory | 3.02        | 3.27            | 3.37               | 2.64               | 2.43           | 2.74               | 2.36               | 3.21     | 3.93    | 2.96          |
| Skilled                                    | 3.25        | 3.43            | 3.49               | 2.69               | 2.15           | 2.61               | 2.14               | 3.08     | 3.49    | 2.94          |
| Intermediate Grade                         | 2.59        | 2.80            | 2.97               | 1.99               | 1.60           | 1.87               | 1.61               | 2.49     | 3.05    | 2.29          |
| Unskilled                                  | 2.10        | 2.46            | 2.52               | 1.88               | 1.26           | 1.43               | 1.21               | 2.07     | 2.67    | 1.87          |
| <b>THIRD QUARTER 1958</b>                  |             |                 |                    |                    |                |                    |                    |          |         |               |
| Executive, Administrative, and Supervisory | 2.92        | 3.08            | 3.38               | 2.63               | 2.50           | 2.78               | 2.40               | 3.19     | 3.89    | 2.95          |
| Skilled                                    | 3.25        | 3.43            | 3.55               | 2.78               | 2.21           | 2.58               | 2.16               | 3.20     | 3.70    | 3.02          |
| Intermediate Grade                         | 2.46        | 2.96            | 2.96               | 2.05               | 1.63           | 1.99               | 1.61               | 2.72     | 3.22    | 2.51          |
| Unskilled                                  | 2.13        | 2.50            | 2.72               | 1.79               | 1.31           | 1.42               | 1.22               | 2.20     | 2.87    | 2.07          |





A list of the more important articles in PUBLIC ROADS may be obtained upon request addressed to Bureau of Public Roads, Washington 25, D.C

# PUBLICATIONS of the Bureau of Public Roads

The following publications are sold by the Superintendent of Documents, Government Printing Office, Washington 25, D.C. Orders should be sent direct to the Superintendent of Documents. Prepayment is required.

## ANNUAL REPORTS

Work of the Public Roads Administration:

1941, 15 cents. 1948, 20 cents.

1942, 10 cents. 1949, 25 cents.

Public Roads Administration Annual Reports:

1943; 1944; 1945.

(Free from Bureau of Public Roads)

Annual Reports of the Bureau of Public Roads:

1950, 25 cents. 1953 (out of print). 1956, 25 cents.

1951, 35 cents. 1954 (out of print). 1957 (out of print).

1952, 25 cents. 1955, 25 cents. 1958, 30 cents.

## PUBLICATIONS

A Report of Factors for Use in Apportioning Funds for the National System of Interstate and Defense Highways, House Document No. 300 (1958). 15 cents.

Bibliography of Highway Planning Reports (1950). 30 cents.

Braking Performance of Motor Vehicles (1954). Out of print.

Consideration for Reimbursement for Certain Highways on the Interstate System, House Document No. 301 (1958). 15 cents.

Construction of Private Driveways, No. 272MP (1937). 15 cents.

Criteria for Prestressed Concrete Bridges (1954). 15 cents.

Design Capacity Charts for Signalized Street and Highway Intersections (reprint from PUBLIC ROADS, Feb. 1951). 25 cents.

Electrical Equipment on Movable Bridges, No. 265T (1931). 40 cents.

Factual Discussion of Motortruck Operation, Regulation, and Taxation (1951). 30 cents.

Federal Role in Highway Safety, House Document No. 93 (1959). 60 cents.

Financing of Highways by Counties and Local Rural Governments: 1931-41, 45 cents; 1942-51, 75 cents.

First Progress Report of the Highway Cost Allocation Study, House Document No. 106 (1957). 35 cents.

General Location of the National System of Interstate Highways, Including All Additional Routes at Urban Areas Designated in September 1955. 55 cents.

Highway Bond Calculations (1936). 10 cents.

Highway Capacity Manual (1950). \$1.00.

Highway Needs of the National Defense, House Document No. 249 (1949). 50 cents.

Highway Practice in the United States of America (1949). Out of print.

Highway Statistics (annual):

1945 (out of print). 1949, 55 cents. 1953, \$1.00.

1946 (out of print). 1950 (out of print). 1954, 75 cents.

1947 (out of print). 1951, 60 cents. 1955, \$1.00.

1948, 65 cents. 1952, 75 cents. 1956, \$1.00.

Highway Statistics, Summary to 1955. \$1.00.

Highways in the United States, *nontechnical* (1954). 20 cents.

Highways of History (1939). 25 cents.

Identification of Rock Types (reprint from PUBLIC ROADS, June 1950). 15 cents.

Interregional Highways, House Document No. 379 (1944). 75 cents.

## PUBLICATIONS (Continued)

Legal Aspects of Controlling Highway Access (1945). 15 cents.

Local Rural Road Problem (1950). 20 cents.

Manual on Uniform Traffic Control Devices for Streets and Highways (1948) (including 1954 revisions supplement). \$1.25.

Revisions to the Manual on Uniform Traffic Control Devices for Streets and Highways (1954). *Separate*, 15 cents.

Mathematical Theory of Vibration in Suspension Bridges (1950). \$1.25.

Needs of the Highway Systems, 1955-84, House Document No. 120 (1955). 15 cents.

Opportunities in the Bureau of Public Roads for Young Engineers (1958). Out of print.

Parking Guide for Cities (1956). 55 cents.

Principles of Highway Construction as Applied to Airports, Flight Strips, and Other Landing Areas for Aircraft (1943). Out of print.

Progress and Feasibility of Toll Roads and Their Relation to the Federal-Aid Program, House Document No. 139 (1955). 15 cents.

Progress Report on the Federal-Aid Highway Program, House Document No. 74 (1959). 70 cents.

Public Control of Highway Access and Roadside Development (1947). 35 cents.

Public Land Acquisition for Highway Purposes (1943). 10 cents.

Public Utility Relocation Incident to Highway Improvement, House Document No. 127 (1955). 25 cents.

Results of Physical Tests of Road-Building Aggregate (1953). \$1.00.

Roadside Improvement, No. 191MP (1934). 10 cents.

Selected Bibliography on Highway Finance (1951). 60 cents.

Specifications for Aerial Surveys and Mapping by Photogrammetric Methods for Highways, 1958: a reference guide outline. 75 cents.

Standard Specifications for Construction of Roads and Bridges on Federal Highway Projects, FP-57 (1957). \$2.00.

Standard Plans for Highway Bridge Superstructures (1956). \$1.75.

Taxation of Motor Vehicles in 1932. 35 cents.

Third Progress Report of the Highway Cost Allocation Study, House Document No. 91 (1959). 35 cents.

Tire Wear and Tire Failures on Various Road Surfaces (1943). 10 cents.

Transition Curves for Highways (1940). \$1.75.

Single copies of the following publications are available to highway engineers and administrators for official use, and may be obtained by those so qualified upon request addressed to the Bureau of Public Roads. They are not sold by the Superintendent of Documents.

Bibliography on Automobile Parking in the United States (1946).

Bibliography on Highway Lighting (1937).

Bibliography on Highway Safety (1938).

Bibliography on Land Acquisition for Public Roads (1947).

Bibliography on Roadside Control (1949).

Express Highways in the United States: a Bibliography (1945).

Indexes to PUBLIC ROADS, volumes 17-19 and 23.

Title Sheets for PUBLIC ROADS, volumes 24-29.

