



GE  
159 Plastics Avenue  
Pittsfield, MA 01201  
USA

*Transmitted Via Overnight Courier*

July 28, 2006

Mr. William P. Lovely, Jr. (MC HBO)  
U.S. Environmental Protection Agency  
EPA New England  
One Congress Street, Suite 1100  
Boston, Massachusetts 02114-2023

**Re: GE-Pittsfield/Housatonic River Site  
Groundwater Management Area 5 (GEC350)  
Groundwater Quality Interim Report for Spring 2006**

Dear Mr. Lovely:

Enclosed is the *Groundwater Management Area 5 Groundwater Quality Monitoring Interim Report for Spring 2006*. The associated work was performed in accordance with that proposed in the *Groundwater Management Area 5 Baseline Groundwater Quality Interim Report for Fall 2003*, and approved in EPA's conditional approval letter dated May 5, 2004. This report summarizes the interim monitoring program activities and presents the results of the groundwater sampling and analysis performed at Groundwater Management Area 5 (GMA 5) in spring 2006.

Please call Andrew Silfer or me if you have any questions regarding this report.

Sincerely,

Richard W. Gates  
Remediation Project Manager

Enclosure

V:\GE\_Pittsfield\_CD\_GMA\_5\Reports and Presentations\GW Qual Rpt Spring 2006\40862196Lr.doc

cc: Dean Tagliaferro, EPA  
Rose Howell, EPA (CD-ROM)  
Tim Conway, EPA (cover letter only)  
Holly Inglis, EPA (CD-ROM)  
K.C. Mitkevicius, USACE (CD-ROM)  
Linda Palmieri, Weston (hard copy and CD-ROM)  
Anna Symington, MDEP (cover letter only)  
Jane Rothchild, MDEP (cover letter only)  
Susan Steenstrup, MDEP  
Thomas Angus, MDEP (cover letter only)  
Mayor James Ruberto, City of Pittsfield  
Pittsfield Commissioner of Public Health  
Thomas Hickey, Director, PEDAC  
Jeffery Bernstein, Bernstein, Cushner & Kimmel

Theresa Bowers, Gradient  
Nancy E. Harper, MA AG  
Dale Young, MA EOE  
Michael Carroll, GE (cover letter only)  
Andrew Silfer, GE (CD-ROM)  
Rod McLaren, GE (cover letter only)  
James Nuss, BBL  
James Bieke, Goodwin Procter  
John Ciampa, SPECTRA  
Property Owner - Parcel I8-23-6/19-5-1  
Property Owner - Parcel I8-23-9  
Property Owner - Parcel I8-23-10  
Public Information Repositories  
GE Internal Repositories

*Groundwater Management Area 5  
Groundwater Quality Monitoring  
Interim Report for Spring 2006*

**General Electric Company  
Pittsfield, Massachusetts**

**July 2006**

# Table of Contents

---

|   |            |
|---|------------|
| <b>Section 1. Introduction</b>  | <b>1-1</b> |
| 1.1 General   | 1-1        |
| 1.2 Background Information  | 1-3        |
| 1.3 Format of Document  | 1-6        |
| <b>Section 2. Field and Analytical Procedures</b>                                   | <b>2-1</b> |
| 2.1 General   | 2-1        |
| 2.2 Groundwater Elevation Monitoring  | 2-1        |
| 2.3 Groundwater Sampling and Analysis   | 2-2        |
| <b>Section 3. Groundwater Analytical Results</b>                                    | <b>3-1</b> |
| 3.1 General   | 3-1        |
| 3.2 Interim Groundwater Quality Results   | 3-1        |
| 3.2.1 VOC Results   | 3-1        |
| 3.2.2 SVOC Results  | 3-1        |
| 3.3 Adjacent MCP Disposal Site Monitoring Results                                   | 3-2        |
| <b>Section 4. Assessment of Results</b>   | <b>4-1</b> |
| 4.1 General   | 4-1        |
| 4.2 Groundwater Quality Performance Standards                                       | 4-1        |
| 4.3 Groundwater Quality – Spring 2006   | 4-3        |
| 4.3.1 Groundwater Results Relative to GW-2 Performance Standards                    | 4-4        |
| 4.3.2 Groundwater Results Relative to GW-3 Performance Standards                    | 4-5        |
| 4.3.3 Comparison to Upper Concentration Limits                                      | 4-5        |
| 4.4 Overall Assessment of Groundwater Analytical Results                            | 4-5        |
| <b>Section 5. Monitoring Program Modification and Schedule of Future Activities</b> | <b>5-1</b> |
| 5.1 General   | 5-1        |
| 5.2 Proposed Modification to Interim Groundwater Quality Monitoring Program         | 5-1        |
| 5.3 Field Activities Schedule   | 5-3        |
| 5.4 Reporting Schedule  | 5-3        |

## Tables

- 1 Spring 2006 Groundwater Quality Monitoring Program
- 2 Monitoring Well Construction
- 3 Groundwater Elevation Data – Spring 2006
- 4 Field Parameter Measurements – Spring 2006
- 5 Comparison of Groundwater Analytical Results to MCP Method 1 GW-2 Standards
- 6 Comparison of Groundwater Analytical Results to MCP Method 1 GW-3 Standards
- 7 Comparison of Groundwater Analytical Results to MCP UCLs for Groundwater
- 8 Fall 2006 - 2007 Interim Groundwater Quality Monitoring Program

---

## Figures

- 1 Groundwater Management Areas
- 2 Monitoring Well Locations
- 3 Water Table Contour Map – Spring 2006

## Appendices

- A Field Sampling Data
- B Historical Groundwater Elevations
- C Validated Groundwater Analytical Results – Spring 2006
- D Historical Groundwater Data
- E Data Validation Report – Spring 2006
- F Monitoring Results for Adjacent MCP Disposal Site

# ***1. Introduction***

---

## **1.1 General**

On October 27, 2000, a Consent Decree (CD) executed in 1999 by the General Electric Company (GE), the United States Environmental Protection Agency (EPA), the Massachusetts Department of Environmental Protection (MDEP), and several other government agencies was entered by the United States District Court for the District of Massachusetts. The CD governs (among other things) the performance of response actions to address polychlorinated biphenyls (PCBs) and other hazardous constituents in soil, sediment, and groundwater in several Removal Action Areas (RAAs) located in or near Pittsfield, Massachusetts that collectively comprise the GE-Pittsfield/Housatonic River Site (the Site). For groundwater and non-aqueous-phase liquid (NAPL), the RAAs at and near the GE Pittsfield facility have been divided into five separate Groundwater Management Areas (GMAs), which are illustrated on Figure 1. These GMAs are described, together with the Performance Standards established for the response actions at and related to them, in Section 2.7 of the *Statement of Work for Removal Actions Outside the River* (SOW) (Appendix E to the CD), with further details presented in Attachment H to the SOW (Groundwater/NAPL Monitoring, Assessment, and Response Programs). This report relates to the Former Oxbows A and C Groundwater Management Area, also known as and referred to herein as GMA 5.

In December 2000, GE submitted a *Baseline Monitoring Program Proposal for Former Oxbows A and C Groundwater Management Area* (GMA 5 Baseline Monitoring Proposal). The GMA 5 Baseline Monitoring Proposal summarized the hydrogeologic information available at that time for GMA 5 and proposed groundwater monitoring activities for the baseline monitoring period at this GMA. EPA provided conditional approval of the GMA 5 Baseline Monitoring Proposal by letter of September 25, 2001. Thereafter, certain modifications were made to the GMA 5 baseline monitoring program as a result of EPA approval conditions and/or findings during field reconnaissance of the selected monitoring locations and, subsequently, during implementation of the baseline monitoring program.

The baseline monitoring program, which was initiated in spring 2002, consisted of four semi-annual groundwater quality sampling events (with intervening quarterly groundwater elevation monitoring) followed by preparation and submittal of semi-annual reports summarizing the groundwater monitoring results, comparing the groundwater results with applicable Performance Standards, and, as appropriate, proposing modifications to the monitoring program. The fourth baseline monitoring report for GMA 5 entitled *Groundwater Management Area 5 Baseline Groundwater Quality Interim Report for Fall 2003* (Fall 2003 GMA 5 Groundwater Quality Report), was submitted to EPA on January 30, 2004.

---

Section 6.1.3 of Attachment H to the SOW provides that if the two-year baseline monitoring period ends prior to the completion of soil-related response actions at all the RAAs in a GMA, GE may make a proposal to EPA to modify and/or extend the Baseline Monitoring Program based on the results of the initial assessment and the estimated timing of future response actions at the RAAs in the GMA. The approved GMA 5 Baseline Monitoring Proposal also allows GE to propose a modification and/or extension of the baseline monitoring program based on the results of the initial assessment and the estimated timing of future response actions.

Therefore, as the soil-related Removal Actions at the RAA within GMA 5 were not yet complete, the Fall 2003 GMA 5 Groundwater Quality Report included a proposal to modify and extend baseline groundwater quality monitoring activities at GMA 5 (under a program referred to as the interim monitoring program) until such time as the soil-related Removal Actions at the GMA 5 RAA are completed and the needs for a long-term groundwater quality monitoring program are fully delineated.

EPA conditionally approved The Fall 2003 GMA 5 Groundwater Quality Report in a letter dated May 5, 2004. Under the approved interim monitoring program, annual water quality sampling (alternating between the spring and fall seasons) and semi-annual water level monitoring at selected GMA 5 wells was initiated in spring 2004.

The results of the initial interim sampling event were provided in GE's July 2004 *Groundwater Management Area 5 Groundwater Quality Interim Report for Spring 2004* (Spring 2004 GMA 5 Groundwater Quality Report), which was conditionally approved by EPA in a letter dated November 10, 2004. However, in that letter, EPA stated that the presence of EPA's temporary dam across the Housatonic River adjacent to GMA 5 (which was utilized as part of EPA's remediation along the 1 ½-Mile Reach of the Housatonic River) may influence groundwater flow at the GMA and that future groundwater quality monitoring there should be postponed until it is demonstrated that groundwater flow is not being artificially influenced by the dam. In addition, EPA required that groundwater elevation monitoring should continue to be performed on a semi-annual basis. The postponement of the scheduled fall 2005 groundwater sampling event at GMA 5 was confirmed during a technical meeting among GE, EPA, MDEP, and their consultants held in Pittsfield on September 7, 2005.

GE subsequently conducted the fall 2005 groundwater elevation monitoring event at GMA 5 on November 8, 2005. A summary of the data from that monitoring event, as well as the results from other semi-annual monitoring rounds conducted since the submittal of the Spring 2004 GMA 5 Groundwater Quality Report, were presented in a letter to EPA dated January 30, 2006. The letter also proposed to resume interim groundwater

---

quality monitoring activities following the removal of the temporary dam and verification that groundwater flow has returned to baseline conditions.

The EPA temporary dam was removed during January and February of 2006, and a round of water level monitoring was conducted on March 30, 2006. GE discussed the results with EPA during an April 10, 2006 technical call and received EPA approval to resume interim groundwater sampling in spring 2006. The results of the groundwater elevation monitoring and sampling activities conducted in spring 2006 are provided in this *Groundwater Management Area 5 Groundwater Quality Monitoring Interim Report for Spring 2006* (Spring 2006 GMA 5 Groundwater Quality Report).

## **1.2 Background Information**

GMA 5 encompasses the Former Oxbow Areas A and C RAA, comprised of approximately 7 acres adjacent to the Housatonic River and located approximately 250 feet downstream of the Lyman Street Bridge (Figures 1 and 2). The GMA contains a combination of non-GE-owned commercial and recreational areas. As shown on Figures 1 and 2, the Housatonic River flows along the north boundary of this GMA. Certain portions of this GMA originally consisted of land associated with oxbows or low-lying areas of the Housatonic River. Rechannelization and straightening of the Housatonic River in the early 1940s by the City of Pittsfield and the United States Army Corps of Engineers (USACE) separated several of these oxbows and low-lying areas from the active course of the river. These oxbows and low-lying areas were subsequently filled with various materials from a variety of sources, resulting in the current surface elevations and topography. At their closest proximity, Former Oxbow Area A is located approximately 225 feet southwest of Former Oxbow Area C (Figure 2).

Former Oxbow Area A encompasses an area of approximately 5 acres. This area consists of a large open field on the south side of the river, north of Elm Street and Newell Street. The majority of this generally flat area is undeveloped and covered with grass and low brush. Commercial businesses occupy a portion of an area along Elm Street to the south of the former oxbow. Specifically, a former gas station, laundromat, and car wash are located at the southwestern portion of this former oxbow area.

Former Oxbow Area C encompasses an undeveloped area of approximately 2 acres on the south side of the Housatonic River, near the northwest end of Day Street. This generally flat area is undeveloped and covered

---

with grass and low brush. The southeastern side of the area is bordered by residential properties along Day Street and Ashley Street.

The baseline monitoring program at GMA 5 initially involved a total of 10 monitoring wells (Figure 2). Under the baseline program, all of these wells were monitored for groundwater elevations on a quarterly basis, while eight of the wells were sampled on a semi-annual basis for analysis of PCBs and/or certain non-PCB constituents listed in Appendix IX of 40 CFR Part 264, plus three additional constituents -- benzidine, 2-chloroethylvinyl ether, and 1,2-diphenylhydrazine (Appendix IX+3). The specific groundwater quality parameters for each individual well were selected based on the monitoring objectives of the well.

Monitoring for the presence of NAPL is performed as part of the routine groundwater elevation monitoring activities at this GMA. NAPL has not been observed within any of the monitoring wells monitored to date at GMA 5 as part of the baseline program. However, a separate disposal site, as designated under the Massachusetts Contingency Plan (MCP), is located on adjacent property near the southwestern corner of GMA 5. This disposal site is the Former Elm Street Mobil Station site (MDEP Site No. 1-0539, Tier 1B Permit No. 78741), and this site is currently being addressed by Exxon Mobil Corporation (ExxonMobil) pursuant to the MCP under an Administrative Consent Order (ACO) with the MDEP. As discussed below in Section 3.3, available documentation indicates that light NAPL (LNAPL) and soluble-phase contaminants related to releases from the Mobil Station may have migrated to the southwestern portion of GMA 5.

As required by EPA's Conditional Approval Letters dated December 23, 2002 and September 23, 2003, GE incorporated six additional monitoring wells (GES-7, GES-8, GES-9, GT-7, GT101, and GT102) into the groundwater elevation monitoring rounds. These wells are located at the southwest corner of GMA 5 and had been installed on behalf of ExxonMobil to assess downgradient impacts from the Former Elm Street Mobil Site.

Groundwater elevation contours at GMA 5 generally reflect the topography of the site with flow towards the Housatonic River. Figure 3 illustrates groundwater elevations and flow direction using data collected during the April 2006 monitoring round. The groundwater elevation data utilized to prepare Figure 3 is provided in Table 3. As discussed below in Section 2.2, the groundwater elevations measured in certain GMA 5 wells during spring 2006 were lower than those observed in earlier rounds collected while the temporary dam across the Housatonic River was in use as part of EPA's 1½-Mile removal activities (i.e., fall 2003 through fall 2005 – see Appendix B). These lower groundwater levels are likely attributed to the return to normal flow patterns following the removal of the temporary dam.



---

As discussed in Section 1.1 above, the CD and the SOW provide for the performance of groundwater-related Removal Actions at the GMAs, including the implementation of groundwater monitoring, assessment, and recovery programs. In general, these programs consist of a baseline monitoring program conducted over a period of at least two years to establish existing groundwater conditions and a long-term monitoring program performed to assess groundwater conditions over time and to verify the attainment of the Performance Standards for groundwater. The baseline monitoring program was initiated at GMA 5 in the spring of 2002 and the fall 2003 sampling event constituted the fourth baseline sampling event.

In spring 2003, GE conducted a pre-design soil investigation at the former Oxbow Areas A and C RAA which encompasses GMA 5. The results of that investigation are included in a document titled *Pre-Design Investigation Report for the Former Oxbow Areas A and C Removal Action* (PDI Report), submitted by GE to EPA in August 2003. The PDI Report proposed certain additional investigations, and the results of those investigations and proposals to address elevated concentrations of PCBs and other non-PCB Appendix IX+3 constituents present in certain surface and subsurface soils at this RAA were provided in a series of follow-up reports, most recently in the *Second Addendum to Final Removal Design/Removal Action Work Plan for Former Oxbow Areas A and C* (RD/RA Second Work Plan Addendum), submitted by GE to EPA in April 2006. Where levels of these constituents do not meet applicable Performance Standards, the associated soils will be addressed as part of the removal design/removal action (RD/RA) activities to be conducted at this RAA.

In the Fall 2003 GMA 5 Groundwater Quality Report, GE proposed that an interim groundwater monitoring program be performed until the completion of the soil related Removal Actions at the GMA 5 RAA. As approved by the EPA, the interim monitoring program consists of annual sampling (beginning in spring 2004 and alternating between the spring and fall seasons) to be performed at wells GMA5-3 and GMA5-7, and analysis for volatile organic compounds (VOCs), as shown on Table 1. These wells were selected for sampling in the interim program based on the data from the four baseline sampling events which shows that the average concentrations of the VOC vinyl chloride were approaching the Method 1 GW-2 Standard. Semi-annual groundwater elevation measurement is also to be performed at the wells included in the baseline monitoring program and selected Elm Street Mobil site wells.

In a November 10, 2004 letter to GE, EPA directed GE to postpone interim groundwater quality sampling activities until groundwater elevation monitoring data demonstrated that groundwater flow is not being artificially influenced by the temporary dam that was then being maintained as part of the remediation of the 1 ½-Mile Reach of the Housatonic River. As discussed in Section 1.1 above, the dam was removed during

---

January and February of 2006, and a round of groundwater elevation data was collected on March 30, 2006 and submitted to the EPA. GE discussed the results with the EPA in a technical phone call on April 10, 2006 and received EPA approval to resume interim groundwater sampling in spring 2006.

GE conducted the spring 2006 interim sampling event at GMA 5 on April 12, 2006 as described in Section 2.3 below. Groundwater elevation readings for all wells were also collected on that date.

### **1.3 Format of Document**

The remainder of this report is presented in four sections. Section 2 describes the groundwater-related activities performed at GMA 5 in spring 2006. Section 3 presents the analytical results obtained during the spring 2006 sampling event. Section 4 provides a summary of the applicable groundwater quality Performance Standards identified in the CD and SOW, and provides an assessment of the results of the spring 2006 activities, including a comparison to those Performance Standards. Finally, Section 5 proposes certain modifications to the interim groundwater quality monitoring program and presents the schedule for future field and reporting activities related to groundwater quality at GMA 5.

## ***2. Field and Analytical Procedures***

---

### **2.1 General**

The activities conducted as part of the interim groundwater monitoring program, and summarized herein, involved the measurement of groundwater levels and the collection and analysis of groundwater samples at select monitoring wells within GMA 5 as summarized in Table 1. A summary of construction details for those wells that were monitored during the spring 2006 interim monitoring event is provided in Table 2 and the field sampling data are presented in Appendix A. This section discusses the field procedures used to measure site groundwater levels and collect groundwater samples, as well as the methods used to analyze the groundwater samples. All activities were performed in accordance with GE's approved *Field Sampling Plan/Quality Assurance Project Plan (FSP/QAPP)*.

### **2.2 Groundwater Elevation Monitoring**

Following the removal of the temporary dam in January and February of 2006, a post-dam removal groundwater elevation monitoring round was performed on March 30, 2006 at the 16 wells listed in Table 3, including wells GMA5-4 and GMA5-5, which GE had been unable to locate or access during the prior fall 2005 monitoring round. Water levels measured in the GMA 5 wells on the downstream side of the former location of the dam (i.e., wells GMA5-1, GMA5-3, and GMA5-7) showed relatively minor fluctuations compared to prior monitoring events when the dam was in place. However, more significant decreases in groundwater elevations (up to approximately 3 to 4 feet) were measured in wells upstream of the former location of the temporary dam (i.e., wells GMA5-2, GMA5-4, GMA5-5, GMA5-6, GMA5-8, C-1, and C-2). As shown on the groundwater elevation hydrographs presented in Appendix B, these water levels are comparable to those measured during monitoring events conducted prior to the installation of the temporary dam.

Following an April 10, 2006 technical call with EPA, another round of groundwater elevation monitoring was performed on April 12, 2006 in conjunction with the spring 2006 groundwater sampling activities. That groundwater elevation monitoring involved measurement of groundwater levels at the 16 wells listed in Table 3. The April 2006 groundwater elevation data presented in Table 3 were used to prepare a groundwater elevation contour map for spring 2006 (Figure 3). As shown on this figure and discussed above, the groundwater flow direction is generally north toward the Housatonic River. The hydraulic gradient is relatively flat in the central and eastern part of GMA 5, but increases slightly on the west side of the GMA and in the riverbank areas.

In addition, monitoring for the potential presence of NAPL was performed as part of these monitoring events. No NAPL was observed during these monitoring events or any of the previous monitoring events conducted by GE at GMA 5. However, as discussed in Section 3.3 and Appendix F, NAPL related to the former Elm Street Mobil Site (which is being addressed by ExxonMobil) is present on the southwest portion of the GMA.

### 2.3 Groundwater Sampling and Analysis

The spring 2006 interim sampling event was performed on April 12, 2006. As shown on Table 1, groundwater samples were collected from the two groundwater monitoring wells scheduled for interim sampling. Well construction information for the monitoring wells at GMA 5 is included in Table 2.

Low-flow sampling techniques using a bladder pump were utilized for purging the wells and collection of groundwater samples during this sampling event. Each monitoring well was purged utilizing low-flow sampling techniques until field parameters (including temperature, pH, specific conductivity, oxidation-reduction potential, dissolved oxygen, and turbidity) stabilized. Field parameters were measured in combination with the sampling activities at the monitoring wells. The field parameter measurements are presented in Table 4. A general summary of the field measurement results during the spring 2006 monitoring event is provided below:

| PARAMETER                     | UNITS                               | RANGE         |
|-------------------------------|-------------------------------------|---------------|
| Turbidity                     | Nephelometric turbidity units (NTU) | 3.0 – 11.0    |
| pH                            | pH units                            | 6.58 – 6.97   |
| Specific Conductivity         | Millisiemens per centimeter         | 1.033 – 1.140 |
| Oxidation-Reduction Potential | Millivolts                          | -100.1 – 34.0 |
| Dissolved Oxygen              | Milligrams per liter                | 0.84 – 7.65   |
| Temperature                   | Degrees Celsius                     | 10.55 – 12.76 |

As shown above, for this sampling event, none of the groundwater extracted from the monitoring wells had turbidity levels greater than 11 NTU. These results indicate that the sampling and measurement procedures utilized during this sampling event were effective in obtaining groundwater samples with low turbidity.

---

The collected groundwater samples were submitted to CT&E Environmental Services, Inc. (CT&E) in Charleston, West Virginia for laboratory analysis. The samples from these wells were submitted for analysis of the following constituents using the associated EPA methods:

| <b>CONSTITUENT</b>                             | <b>EPA METHOD</b> |
|--|-------------------|
| Volatile Organic Compounds (VOCs)              | 8260B             |
| Select Semi-Volatile Organic Compounds (SVOCs) | 8260B (see below) |

Since the groundwater samples were collected from wells that are monitored for compliance with the GW-2 standards, the samples were submitted for analysis of the VOCs listed in GE's FSP/QAPP, as well as five compounds listed as SVOCs in the FSP/QAPP (1,2-dichlorobenzene, 1,3-dichlorobenzene, 1,4-dichlorobenzene, 1,2,4-trichlorobenzene, and naphthalene). The VOCs and five SVOCs were analyzed using EPA Method 8260B in accordance with a letter from GE to EPA dated September 28, 2001.

Following receipt of the analytical data from the laboratory, the preliminary results were reviewed for completeness and compared to the MCP Method 1 GW-2 and GW-3 standards, and to the MCP Upper Concentration Limits (UCLs) for groundwater. As discussed below in Section 4.2, this comparison used the revised MCP numerical standards issued on January 9, 2006, effective as of April 3, 2006, for those constituents for which revised standards were issued. The preliminary analytical results were presented in the next monthly report on overall activities at the GE-Pittsfield/Housatonic River Site. Finally, the data were validated in accordance with the FSP/QAPP and the validated results were utilized in the preparation of this report. The data validation report is provided in Appendix E. As discussed in the data validation report, 100% of the spring 2006 groundwater quality data are considered to be useable. The validated analytical results are summarized in Section 3 and discussed in Section 4 below.

## ***3. Groundwater Analytical Results***

---

### **3.1 General**

A description of the spring 2006 groundwater analytical results is presented in this section. Tables 5 and 6 provide a comparison of the concentrations of all detected constituents with the currently applicable groundwater quality Performance Standards established in the CD and SOW, while Table 7 presents a comparison of the concentrations of detected constituents with the UCLs for groundwater. An assessment of these results relative to those groundwater quality Performance Standards and the UCLs is provided in Section 4.

### **3.2 Interim Groundwater Quality Results**

The following subsections provide an overview of the spring 2006 GMA 5 analytical results from the interim groundwater quality sampling for each constituent group for which analysis was performed at those wells.

#### **3.2.1 VOC Results**

Groundwater samples collected from two groundwater quality monitoring wells (GMA5-3 and GMA5-7) were analyzed for VOCs during the spring 2006 interim sampling event. The VOC analytical results are summarized in Table C-1 of Appendix C. No VOCs were detected in the groundwater sample collected from well GMA5-3, while two VOCs [tetrachloroethene (PCE) and trichloroethene (TCE)] were observed in the sample collected from well GMA5-7 at a total VOC concentration of 0.064 parts per million (ppm). As shown in Table 5 and discussed in Section 4.3.1 below, the concentration of PCE at well GMA5-7 (0.062 ppm) slightly exceeded the newly-effective MCP Method 1 GW-2 standard of 0.05 ppm (reduced by a factor of 60 from the former GW-2 standard of 3 ppm). As this is the first monitoring event under the new GW-2 standard and also the first time PCE at this well was detected at a concentration greater than 0.05 ppm, this is also the first time an exceedance of the new GW-2 standard for PCE has been observed at this location.

#### **3.2.2 SVOC Results**

Two groundwater samples were analyzed for five select SVOCs (1,2-dichlorobenzene, 1,3-dichlorobenzene, 1,4-dichlorobenzene, 1,2,4-trichlorobenzene, and naphthalene) in conjunction with the VOC analyses performed for these GW-2 wells, as discussed in Section 2.3. The SVOC analytical results are summarized in Table C-1 of Appendix C. No SVOCs were detected in either of the two GW-2 wells, which is consistent with prior sampling

---

data from these wells. As such, in Section 5.2 GE proposes to delete analysis of these select SVOCs from future sampling rounds at GMA 5.

### 3.3 Adjacent MCP Disposal Site Monitoring Results

As discussed above in Section 1.2, the Former Elm Street Mobil Site (MDEP Site No. 1-0539, Tier 1B Permit No. 78741) is located on adjacent, upgradient property near the southwestern corner of GMA 5. This separate disposal site (as designated under the MCP) is currently being addressed by ExxonMobil pursuant to the MCP under an Administrative Consent Order with MDEP.

The Addendum to the GMA 5 Baseline Monitoring Proposal requires that GE include available monitoring results from response actions performed by ExxonMobil in the baseline monitoring reports for GMA 5. Review of the MDEP file for the Elm Street Mobil Site has shown that a significant number of documents pertaining to groundwater investigations and response actions have been issued for that site since the last GMA 5 Groundwater Quality Report was submitted in July 2004. The documents reviewed by for the Former Elm Street Mobil Site include:

- *Phase IV Remedial Implementation Plan (RIP) Modification* (Groundwater & Environmental Services, Inc. [GES], June 4, 2004);
- *IRA Status Report NAPL* (GES, July 1, 2004);
- *Phase IV Supplemental Final Inspection Report and Completion Statement* (GES, July 27, 2004);
- *Remedy Operation Status Submittal* (GES, August 10, 2004);
- *IRA Status Report (NAPL)* (GES, September 1, 2004);
- *IRA Completion Report* (GES, November 1, 2004);
- *Remedy Operation Status Report* [August 7, 2004 - December 6, 2004]; (GES, December 22, 2004);
- *Remedy Operation Status Report* [December 7, 2004 – May 6, 2005] (GES, June 21, 2005);
- *Remedy Operation Status Report* [May 7, 2005 – October 6, 2005] (GES, December 19, 2005); and
- Various Discharge Monitoring Reports.

A site map and pertinent monitoring results from the most recent report reviewed for the Former Elm Street Mobil Site (i.e., the December 19, 2005 Remedy Operation Status Report) are provided in Appendix F. That report concludes that the performance objectives of the on-site remedial system are being met, including the

---

containment of NAPL and impacted groundwater in the vicinity of recovery wells at the site. However, certain constituents continue to be detected at concentration above the applicable MCP GW-2 and/or GW-3 standards.

Review of the analytical results for the most recent groundwater sampling event, conducted in August 2005, indicate that at least four of the following volatile petroleum hydrocarbon (VPH) target analytes -- benzene, toluene, ethylbenzene, total xylenes, and naphthalene -- were detected in samples from wells and/or vapor extraction points that were analyzed for those constituents. Samples from certain wells contained one or more of the VPH fractions C5-C8 aliphatics, C9-C12 aliphatics, and C9-C10 aromatics at concentrations exceeding Method 1 GW-2 and, in some cases, GW-3 Standards. The gasoline additive methyl tertiary butyl ether (MTBE) was also detected in certain of these wells. A comparison of sample concentrations to the MCP Method 1 GW-2 and GW-3 Standards shows that:

- Total xylenes, naphthalene, and each of the VPH fractions were found above their respective Method 1 GW-2 Standards were recorded at one or more sampling location in August 2005 (GW-2 exceedances of benzene and toluene were also noted during prior sampling rounds); and
- The Method 1 GW-3 Standards for ethylbenzene, total xylenes, C5-C8 aliphatics, and C9-C10 aromatics were exceeded in August 2005 (GW-3 exceedances of toluene and C9-C12 aliphatics were also noted during prior sampling rounds).

On July 19, 2004, groundwater recovery utilizing a vacuum-enhanced groundwater extraction (VEGE) system was initiated at the Former Elm Street Mobil Site. The monitoring and recovery results related to the VEGE system are presented in the Remedy Operation Status Reports document referenced above and tables summarizing the groundwater pump and treat system data are included in Appendix F. A total VOC mass removal of 4,564.77 pounds has been recorded between the startup of the system and October 6, 2005.

As part of the ongoing investigation and remediation of the Elm Street Mobil Site and off-site properties, ExxonMobil collected groundwater elevations and NAPL measurements at several wells (at, upgradient, and downgradient of that site) during the period since the Spring 2004 GMA 5 Groundwater Quality Report was prepared. Monitoring data collected by ExxonMobil through September 30, 2005 are provided in Appendix F. A total of approximately 81.75 gallons of NAPL has been manually removed by ExxonMobil since January 2004. As discussed above, no NAPL has been observed in any of the wells monitored by GE at GMA 5.



---

Because of the various screening depths in the other wells installed as part at the Elm Street Mobil Site, the presence of NAPL, and the performance of vacuum extraction at certain of these wells, groundwater elevation measurements from all of these wells do not provide a consistent pattern of groundwater flow. Therefore, these measurements are not included on the groundwater contour figures for GMA 5. However, as required by EPA's Conditional Approval Letters dated December 23, 2002 and September 23, 2003, GE measured groundwater elevations at six wells (GES-7, GES-8, GES-9, GT-7, GT-101, and GT-102) installed as part of the Elm Street Mobil Investigation during its GMA 5 groundwater elevation monitoring events. The measurements taken at the GMA 5 wells and wells GES-7, GES-8, GES-9, GT-7, GT-101, and GT-102 are shown on Figure 3 for the spring monitoring round.

## ***4. Assessment of Results***

---

### **4.1 General**

This report constitutes the second interim monitoring report and is the sixth groundwater quality monitoring report submitted since commencement of the GMA 5 baseline groundwater monitoring program. The information presented herein is based on the laboratory results obtained during the spring 2006 groundwater sampling event, supplemented with historical groundwater analytical data when appropriate.

### **4.2 Groundwater Quality Performance Standards**

The Performance Standards applicable to response actions for groundwater at GMA 5 are set forth in Section 2.7 and Attachment H (Section 4.1) of the SOW. In general, the Performance Standards for groundwater quality are based on the groundwater classification categories designated in the MCP. The MCP identifies three potential groundwater categories that may be applicable to a given site. One of these, GW-1 groundwater, applies to groundwater that is a current or potential source of potable drinking water. None of the groundwater at any of the GMAs at the Site is classified as GW-1. However, the remaining MCP groundwater categories are applicable to GMA 5 and are described below:

- GW-2 groundwater is defined as groundwater that is a potential source of vapors to the indoor air of buildings. Groundwater is classified as GW-2 if it is located within 30 feet of an existing occupied building and has an average annual depth to groundwater of 15 feet or less. Under the MCP, volatile constituents present within GW-2 groundwater represent a potential source of organic vapors to the indoor air of the overlying occupied structures.
- GW-3 groundwater is defined as groundwater that discharges to surface water. By MCP definition, all groundwater at a site is classified as GW-3 since it is considered to be ultimately discharged to surface water. In accordance with the CD and SOW, all groundwater at GMA 5 is considered as GW-3.

The CD and SOW allow for the establishment of standards for GW-2 and GW-3 groundwater at the GMAs through use of one of three methods, as generally described in the MCP. The first, known as Method 1, consists of the application of pre-established numerical “Method 1” standards set forth in the MCP for both GW-2 and GW-3 groundwater. These “default” standards have been developed to be conservative and will serve as the initial basis for evaluating groundwater at GMA 5. The current MCP Method 1 GW-2 and GW-3 standards for

---

the constituents detected in the spring 2006 sampling event are listed in Tables 5 and 6, respectively. (In the event of any discrepancy between the standards listed in these tables and those published in the MCP, the latter will be controlling.) For constituents for which Method 1 standards do not exist, the MCP provides procedures, known as Method 2, for developing such standards (Method 2 standards) for both GW-2 (310 CMR 40.0983(2)) and GW-3 (310 CMR 40.0983(4)) groundwater. For such constituents detected in groundwater during the baseline monitoring program, Attachment H to the SOW states that in the Baseline Monitoring Program Final Report, GE must propose to develop Method 2 standards using the MCP procedures or alternate procedures approved by EPA, or provide a rationale for why such standards need not be developed. For constituents whose concentrations exceed the applicable Method 1 (or Method 2) standards, GE may develop and propose to EPA alternative GW-2 and/or GW-3 standards based on a site-specific risk assessment. This procedure is known as Method 3 in the MCP. Upon EPA approval, these alternative risk-based GW-2 and/or GW-3 standards may be used in lieu of the Method 1 (or Method 2) standards. Of course, whichever method is used to establish such groundwater standards, GW-2 standards will be applied to GW-2 groundwater and GW-3 standards will be applied to GW-3 groundwater.

On January 9, 2006, MDEP approved revised Method 1 numerical standards for a number of constituents in groundwater. The revised standards became effective on April 3, 2006. GE previously proposed to incorporate the revised MCP Method 1 Groundwater Standards into future data assessments once implemented, and this report constitutes the first report at this GMA for which those standards will be used.

Based on consideration of the above points, the specific groundwater quality Performance Standards for GMA 5 consist of the following:

1. At monitoring wells designated as compliance points to assess GW-2 groundwater (i.e., groundwater located at an average depth of 15 feet or less from the ground surface and within 30 feet of an existing occupied building), groundwater quality shall achieve any of the following:
  - (a) the Method 1 GW-2 groundwater standards set forth in the MCP (or, for constituents for which no such standards exist, Method 2 GW-2 standards once developed, unless GE provides and EPA approves a rationale for not developing such Method 2 standards);

- 
- (b) alternative risk-based GW-2 standards developed by GE and approved by EPA as protective against unacceptable risks due to volatilization and transport of volatile chemicals from groundwater to the indoor air of nearby occupied buildings; or
  - (c) a condition, based on a demonstration approved by EPA, in which constituents in the groundwater do not pose an unacceptable risk to occupants of nearby occupied buildings via volatilization and transport to the indoor air of such buildings.
2. Groundwater quality shall ultimately achieve the following standards at the perimeter monitoring wells designated as compliance points for GW-3 standards:
- (a) the Method 1 GW-3 groundwater standards set forth in the MCP (or, for constituents for which no such standards exist, Method 2 GW-3 standards once developed, unless GE provides and EPA approves a rationale for not developing such Method 2 standards); or
  - (b) alternative risk-based GW-3 standards proposed by GE and approved by EPA as protective against unacceptable risks in surface water due to potential migration of constituents in groundwater.

These Performance Standards are to be applied to the results of the individual monitoring wells included in the monitoring program. Several monitoring wells have been designated as the future compliance points for attainment of the Performance Standards identified above. These wells were initially identified in the GMA 5 Baseline Monitoring Proposal (although certain modifications were made subsequent to submittal of that proposal as a result of EPA approval conditions, findings during field reconnaissance of the selected wells, or replacement of certain wells during the course of the baseline monitoring program). As described above in Section 2.2, two wells (GMA5-3 and GMA5-7) were sampled as part of the interim groundwater quality monitoring program for GMA 5 conducted in spring 2006.

### **4.3 Groundwater Quality – Spring 2006**

For the purpose of assessing current groundwater conditions, the analytical results from the spring 2006 groundwater sampling event were compared to the applicable groundwater Performance Standards for GMA 5. These Performance Standards are described in Section 4.2 above and are currently based on the MCP Method 1

---

GW-2 and/or GW-3 standards for both of the wells included in the interim groundwater quality monitoring program, as further discussed below. The following subsections discuss the spring 2006 groundwater analytical results in relation to these Performance Standards, as well as in relation to the MCP UCLs for groundwater. In support of those discussions, Tables 5 and 6 provide a comparison of the concentrations of detected constituents with the currently applicable GW-2 and GW-3 standards, respectively, while Table 7 presents a comparison of the concentrations of detected constituents with the groundwater UCLs.

Additionally, as discussed in Section 3.3 above, concentrations of certain petroleum hydrocarbon compounds exceeded Method 1 GW-2 and GW-3 Standards in wells installed at the southwest corner of GMA 5, as part of investigations conducted through September 2005 at the Elm Street Mobil site. Groundwater quality data obtained during those investigations is provided in Appendix F. Matters concerning water quality at that site are being addressed by ExxonMobil.

#### **4.3.1 Groundwater Results Relative to GW-2 Performance Standards**

During the spring 2006 interim groundwater quality monitoring event at GMA 5, groundwater samples were collected from two wells designated as GW-2 monitoring locations that were scheduled to be sampled for the GW-2 VOC list (i.e., specifically wells GMA5-3 and GMA5-7). The spring 2006 groundwater analytical results for all detected constituents subject to MCP Method 1 GW-2 standards and a comparison of those results with the applicable MCP Method 1 GW-2 standards are presented in Table 5. PCE and TCE were the only constituents detected and were observed only in the sample from well GMA5-7. PCE was detected at a concentration of 0.062 ppm, which exceeds the newly-effective MCP GW-2 standard of 0.05 ppm (reduced by a factor of 60 from the former GW-2 standard of 3 ppm). This is the first time this well has been monitored under the new GW-2 standard and the first time PCB levels in this well have exceeded 0.05 ppm, and, therefore, the first observed exceedance of this new standard at this well. The TCE concentration observed in the GMA5-7 sample (0.0023 ppm) is an order of magnitude below the MCP GW-2 standard of 0.03 ppm for this constituent.

None of the five select SVOCs (1,2-dichlorobenzene, 1,3-dichlorobenzene, 1,4-dichlorobenzene, 1,2,4-trichlorobenzene, and naphthalene) that are analyzed in conjunction with the VOC analyses conducted at GW-2 wells were detected in the spring 2006 samples, or in any prior baseline sampling events at any of the GW-2 monitoring wells at GMA 5. Based on these results, GE proposes to omit these SVOC analyses from future interim groundwater quality monitoring rounds.

---

Neither of the GW-2 wells exhibited total VOC concentrations above 5 ppm (the level specified in the SOW as a notification level for GW-2 wells located within 30 feet of a school or occupied residential structure and as a trigger level for the proposal of interim response actions).

As discussed in Section 4.4 below, GE's proposed response to the exceedance of the new GW-2 standard for PCE is to continue the interim monitoring program and to perform a supplemental sampling round at well GMA5-7 to further assess the exceedance observed in spring 2006.

#### **4.3.2 Groundwater Results Relative to GW-3 Performance Standards**

Groundwater samples were collected from both of the wells designated for GW-3 monitoring that were scheduled to be sampled during the spring 2006 interim sampling event. The spring 2006 groundwater analytical results for all constituents in these wells and a comparison of those results with MCP Method 1 GW-3 standards are presented in Table 6. As shown in Table 6, none of the spring 2006 sample concentrations from the GW-3 monitoring wells was above the corresponding GW-3 Performance Standard.

#### **4.3.3 Comparison to Upper Concentration Limits**

In addition to comparing the spring 2006 groundwater analytical results with applicable MCP Method 1 GW-2 and GW-3 standards, the analytical results from all wells that were sampled were compared with the UCLs for groundwater specified in the MCP (310 CMR 40.0996(7)). These comparisons, presented in Table 7, show that none of the detected constituents exceeded its respective UCL.

#### **4.4 Overall Assessment of Groundwater Analytical Results**

Graphs illustrating historical total VOC concentrations for the wells sampled during the spring 2006 interim sampling event are presented in Appendix D. In addition, Appendix D contains graphs of historical concentrations of individual constituents that exceeded the applicable MCP Method 1 GW-2 standards during any of the prior baseline monitoring program sampling events at GW-2 monitoring wells that were analyzed for those constituents in spring 2006. As shown in these graphs, total VOC concentrations decreased to non-detectable levels in well GMA5-3 in the spring 2004 and spring 2006 baseline sampling event relative to a maximum concentration of 0.012 ppm during the earlier baseline rounds. Total VOC concentrations in well GMA5-7 have shown a general increase over recent sampling rounds, corresponding to an increase in PCE

---

concentrations at this location. The spring 2006 concentration of PCE is above the new MCP GW-2 Standard (0.05 ppm). Vinyl chloride concentrations at well GMA5-7 slightly exceeded the MCP GW-2 Standard of 0.002 ppm during the spring 2003 sampling event, but have been below detectable levels during the other five sampling rounds completed at this well. Total VOC concentrations at each well remain well below the level (5 ppm) specified in the SOW as a notification level for GW-2 wells and as a trigger level for the proposal of interim response actions.

The spring 2006 and previous groundwater sampling and analysis activities performed at GMA 5 indicate no significant impacts on groundwater other than those associated with the Elm Street Mobil Site (where concentrations of certain petroleum hydrocarbon compounds have previously exceeded MCP Method 1 GW-2 and GW-3 Standards in wells installed at the southwest corner of GMA 5) and perhaps at well GMA5-7 (where concentrations of PCE slightly exceeded the applicable MCP Method 1 GW-2 Performance Standard during the latest sampling round).

The SOW requires that interim response actions must be proposed for baseline sampling results which exceed Method 1 GW-2 standards at wells that monitor for GW-2 compliance, in which: (a) such an exceedance had not previously been detected, or (b) there was a previous exceedance of the Method 1 GW-2 standard and the groundwater concentration is greater than or equal to 5 ppm total VOCs (if the exceedance was not previously addressed). These interim response actions may include: (1) further assessment activities, such as resampling, increasing the sampling frequency, additional well installations, soil gas sampling, desk-top modeling of potential volatilization of chemicals from groundwater to the indoor air of the nearby occupied building(s), or sampling of the indoor air of such buildings; (2) active response actions; and/or (3) the conduct of a site-specific risk evaluation and proposal of alternative risk-based GW-2 Performance Standards.

Since spring 2006 was the first sampling event where the concentration of PCE at well GMA5-7 exceeded the new MCP Method 1 GW-2 Performance Standard (and the first sampling event in which PCE in that well exceeded 0.05 ppm), GE's proposed response to this result is to conduct a supplemental round of sampling in fall 2006. Based on the results of that additional sampling, GE may propose to increase the sampling frequency at this location, return to the approved schedule for the interim groundwater sampling program, or make another proposal.

## ***5. Monitoring Program Modification and Schedule of Future Activities***

---

### **5.1 General**

In spring 2004, GE initiated the interim groundwater monitoring program to be conducted until completion of the soil-related Removal Actions at the Former Oxbow Area A&C RAA that comprises GMA 5. The interim monitoring program is designed to obtain additional data from locations where it is not yet clear whether the initial baseline groundwater quality results indicate that the well may require future monitoring in a long-term monitoring program.

This section contains a description of GE's proposed modifications to the interim groundwater monitoring program. Two general types of program modifications were considered as part of the preparation of this report. First, in response to the recent revisions to the MCP Method 1 standards and UCLs for groundwater that became effective on April 3, 2006, GE has re-evaluated the historical data from all baseline monitoring program wells to assess whether modifications to the interim monitoring program to address changes in the numerical standards are necessary. Second, GE has proposed a modification based on the results of the spring 2006 groundwater sampling event. This section also addresses the schedule for future groundwater quality monitoring activities and reporting for GMA 5. Specifically, this section provides a schedule for a proposed fall 2006 supplemental sampling event, the upcoming fall 2007 interim monitoring event, and associated reporting activities. A summary of the proposed modified interim sampling program is provided in Table 8.

### **5.2 Proposed Modification to Interim Groundwater Quality Monitoring Program**

As noted above, in response to the new Method 1 numerical standards promulgated by MDEP for certain constituents, GE re-evaluated the results from the baseline monitoring program to determine if the new Performance Standards would alter the wells and/or parameters included in the interim monitoring program. GE has also reviewed the groundwater analytical data from the spring 2006 interim sampling event for results that would indicate the need to modify the interim monitoring program. The results of that data assessment and resulting proposed program modifications are discussed below.

In the Fall 2003 GMA 5 Groundwater Quality Report, GE presented an evaluation of the baseline monitoring results from GMA 5 and proposed to retain certain wells for selected analyses in the interim monitoring program



---

to provide additional data to assist in the determination of whether long-term monitoring would be necessary. Generally speaking, wells that contained constituent concentrations near the values of the future Performance Standards (i.e., average concentrations ranging from greater than 50% of an applicable MCP Method 1 Standard to slightly above the standard) were retained for interim monitoring. Groundwater quality monitoring was proposed to be discontinued at locations where constituent concentrations were well below the applicable MCP Method 1 Standards, as it was apparent that such locations either would not be included in a long-term monitoring program.

In light of the recent revisions to the MCP that became effective on April 3, 2006, GE has repeated this evaluation, comparing all baseline and interim groundwater quality data to the new MCP Method 1 Standards. Utilizing the same inclusion criteria utilized in fall 2003 at GMA 5 (and at the other GMAs once their two-year baseline monitoring periods expired), GE's assessment indicated that the modified MCP Method 1 standards do not suggest a need to resume sampling at any of the baseline wells not already included in the interim monitoring program. GE's assessment also indicated that the two wells currently included in the interim monitoring program should continue to be monitored for VOCs, since these wells were initially added to the interim program due to average concentrations below, but greater than 50% of the MCP GW-2 standard for vinyl chloride, which did not change as part of the 2006 revision. It should also be noted that the reduction of the MCP GW-2 standard for PCE from 3 ppm to 0.05 ppm provides an additional basis for the interim sampling of well GMA5-7 for VOCs, since the average PCE concentration at this well is below, but greater than 50% of the new MCP GW-2 standard (including a one-time exceedance of the new standard for which GE proposes the additional assessment activities discussed below).

As shown on Table 8, GE proposes to continue to sample wells GMA5-3 and GMA5-7 on an annual basis and analyze the samples for VOCs. In addition, as discussed in Section 4.4, GE proposes to collect an additional groundwater sample from well GMA5-7 for VOC analysis in fall 2006, in response to the concentration of PCE above the revised GW-2 standard detected in spring 2006. Based on the results of that additional sampling, GE may propose to increase the sampling frequency at this location, return to the annual schedule for the interim groundwater sampling program, or make another proposal. GE proposes to analyze these future samples for the standard VOC analyte list under EPA Method 8260B, omitting the five select SVOCs (1,2-dichlorobenzene, 1,3-dichlorobenzene, 1,4-dichlorobenzene, 1,2,4-trichlorobenzene, and naphthalene) that are routinely analyzed in conjunction with the VOC analyses conducted at GW-2 wells that are not also analyzed for the full SVOC analyte list. These SVOCs have not been detected in any of the GW-2 monitoring wells at GMA 5 and only two SVOCs have ever been detected at GMA 5, each in a GW-3 monitoring well during a single baseline sampling

---

event. Specifically, naphthalene and phenanthrene were detected at well GMA5-8 in spring 2003 at concentrations of 0.0054 ppm and 0.0036 ppm, respectively. The detected naphthalene concentration is well below the MCP Method 1 GW-2 standard of 1 ppm (no GW-2 standard exists for phenanthrene). As such, continued monitoring for these constituents does not appear to be necessary at GMA 5.

GE will also continue to measure groundwater elevations at the wells included in the baseline monitoring program (including selected wells installed at the Former Elm Street Mobil Site) on a semi-annual basis during the remainder of the interim monitoring program.

### **5.3 Field Activities Schedule**

If approved by EPA, GE will conduct the proposed supplemental sampling at well GMA5-7 discussed in Section 5.2 above in October 2006. The next full interim groundwater quality sampling round is scheduled for October 2007. Groundwater elevation monitoring at GMA 5 will continue to be performed on a semi-annual basis. The upcoming fall 2006 round is scheduled for October 2006 and the next spring round will be conducted in April 2007.

Prior to performance of these field activities, GE will provide EPA with 7 days advance notice to allow the assignment of oversight personnel. The schedule discussed above was developed under the assumption that GE will be able to obtain permission from the owners of the properties that comprise GMA 5 to conduct the monitoring and sampling activities in advance of their estimated performance dates. If that is not the case, GE will notify EPA of potential schedule impacts due to delays in obtaining such access to the properties.

### **5.4 Reporting Schedule**

GE will continue to provide the results of preliminary groundwater analytical data in its monthly reports on overall activities at the GE-Pittsfield/Housatonic River Site.

GE will submit a Supplemental Groundwater Quality Letter Report to EPA by January 31, 2007. That letter will present and discuss the validated results of the fall 2006 supplemental sampling event and propose further modifications to the interim sampling program based on those results, if necessary.

---

GE will submit the Fall 2007 Interim Groundwater Quality Report for GMA 5 by January 31, 2008, in accordance with the reporting schedule approved by EPA. That report will present the final, validated fall 2007 interim sampling results and a brief discussion of the results, including any proposals to further modify the interim monitoring program, if necessary. GE will also include an updated summary of available groundwater monitoring results and analytical data collected at the adjacent Elm Street Mobil Site, to the extent that such information is available to GE.

Subsequent annual Interim Groundwater Quality Reports for GMA 5 will be submitted by January 31 where sampling activities were performed in the prior fall, or by July 31 where sampling activities were performed in the prior spring.

# *Tables*

---

**TABLE 1**  
**SPRING 2006 GROUNDWATER QUALITY MONITORING PROGRAM**  
**GROUNDWATER MANAGEMENT AREA 5**  
**GROUNDWATER QUALITY MONITORING INTERIM REPORT FOR SPRING 2006**  
**GENERAL ELECTRIC COMPANY-PITTSFIELD, MASSACHUSETTS**

| Well Number | Monitoring Well Usage        | Sampling Schedule | Spring 2006 Analyses |
|-------------|------------------------------|-------------------|----------------------|
| GMA5-3      | GW-2 Sentinel/GW-3 Perimeter | Annual            | VOC (+5 SVOC)        |
| GMA5-7      | GW-2 Sentinel/GW-3 Perimeter | Annual            | VOC (+5 SVOC)        |

Notes:

1. Wells sampled for annual groundwater quality were sampled for the parameters shown above.

**TABLE 2  
MONITORING WELL CONSTRUCTION**

**GROUNDWATER MANAGEMENT AREA 5  
GROUNDWATER QUALITY MONITORING INTERIM REPORT FOR SPRING 2006  
GENERAL ELECTRIC COMPANY-PITTSFIELD, MASSACHUSETTS**

| Well Number | Survey Coordinates |           | Well Diameter (inches) | Ground Surface Elevation (feet AMSL) | Measuring Point Elevation (feet AMSL) | Depth to Top of Screen (feet BGS) | Screen Length (feet) | Top of Screen Elevation (feet AMSL) | Base of Screen Elevation (feet AMSL) |
|-------------|--------------------|-----------|------------------------|--------------------------------------|---------------------------------------|-----------------------------------|----------------------|-------------------------------------|--------------------------------------|
|             | Northing           | Easting   |                        |                                      |                                       |                                   |                      |                                     |                                      |
| GMA5-1      | 531464.50          | 130012.30 | 2.00                   | 985.01                               | 984.59                                | 5.72                              | 10.00                | 979.29                              | 969.29                               |
| GMA5-2      | 531952.60          | 130739.20 | 2.00                   | 982.86                               | 982.66                                | 5.91                              | 15.00                | 976.95                              | 961.95                               |
| GMA5-3      | 531419.00          | 139738.70 | 2.00                   | 989.57                               | 989.14                                | 10.00                             | 15.00                | 979.57                              | 964.57                               |
| GMA5-4      | 531811.30          | 129982.60 | 2.00                   | 979.29                               | 979.10                                | 8.09                              | 10.00                | 971.20                              | 961.20                               |
| GMA5-5      | 532121.00          | 130300.10 | 2.00                   | 982.85                               | 982.64                                | 6.77                              | 15.00                | 976.08                              | 961.08                               |
| GMA5-6      | 532163.50          | 130589.60 | 2.00                   | 979.52                               | 979.23                                | 5.42                              | 10.00                | 974.10                              | 964.10                               |
| GMA5-7      | 531507.50          | 129845.00 | 2.00                   | 987.21                               | 986.75                                | 8.00                              | 20.00                | 979.21                              | 959.21                               |
| GMA5-8      | 531711.70          | 130216.90 | 2.00                   | 984.95                               | 984.69                                | 8.00                              | 10.00                | 976.95                              | 966.95                               |
| C-1         | 532041.40          | 130500.60 | 4.00                   | 988.20                               | 987.82                                | 9.00                              | 15.00                | 979.20                              | 964.20                               |
| C-2         | 532120.30          | 130646.80 | 4.00                   | 979.17                               | 979.25                                | 3.00                              | 15.00                | 976.17                              | 961.17                               |
| GES-7       | --                 | --        | 2.00                   | 992.40                               | 992.10                                | 7.00                              | 10.00                | 985.40                              | 975.40                               |
| GES-8       | --                 | --        | 2.00                   | 990.40                               | 990.15                                | 7.00                              | 10.00                | 983.40                              | 973.40                               |
| GES-9       | --                 | --        | 2.00                   | 990.97                               | 990.72                                | 7.00                              | 10.00                | 983.97                              | 973.97                               |
| GT-7        | --                 | --        | 4.00                   | 990.11                               | 989.76                                | 10.00                             | 15.00                | 980.11                              | 965.11                               |
| GT-101      | --                 | --        | --                     | 989.92                               | 989.68                                | 10.00                             | 15.00                | 979.92                              | 964.92                               |
| GT-102      | --                 | --        | --                     | --                                   | 990.03                                | --                                | --                   | --                                  | --                                   |

**Notes:**

1. feet AMSL = feet above mean sea level.
2. feet BGS = feet below ground surface.
3. -- = not available.
4. Complete monitoring well construction information for Former Mobil Service Station wells GES-7, GES-8, GES-9, GT-7, GT-101 and GT-102 is not available.

**TABLE 3  
GROUNDWATER ELEVATION DATA - SPRING 2006**

**GROUNDWATER MANAGEMENT AREA 5  
GROUNDWATER QUALITY MONITORING INTERIM REPORT FOR SPRING 2006  
GENERAL ELECTRIC COMPANY-PITTSFIELD, MASSACHUSETTS**

| <b>Well Number</b> | <b>Remedial Action Area</b> | <b>March 30, 2006<br/>Groundwater Elevation<br/>(Feet AMSL)</b> | <b>April 12, 2006<br/>Groundwater Elevation<br/>(Feet AMSL)</b> |
|--------------------|-----------------------------|---|---|
| GMA5-1             | Oxbow Areas A and C         | 975.09  | 975.54  |
| GMA5-2             | Oxbow Areas A and C         | 971.98  | 972.65  |
| GMA5-3             | Oxbow Areas A and C         | 971.86  | 972.14  |
| GMA5-4             | Oxbow Areas A and C         | 970.12  | 970.64  |
| GMA5-5             | Oxbow Areas A and C         | 970.64  | 971.16  |
| GMA5-6             | Oxbow Areas A and C         | 970.39  | 970.90  |
| GMA5-7             | Oxbow Areas A and C         | 971.06  | 971.77  |
| GMA5-8             | Oxbow Areas A and C         | 972.24  | 972.46  |
| C-1                | Oxbow Areas A and C         | 970.92  | 971.43  |
| C-2                | Oxbow Areas A and C         | 970.79  | 971.80  |
| GES-7              | Elm Street Mobil            | 978.35  | 977.85  |
| GES-8              | Elm Street Mobil            | 978.90  | 978.38  |
| GES-9              | Elm Street Mobil            | 975.15  | 975.10  |
| GT-7               | Elm Street Mobil            | 971.91  | 972.67  |
| GT-101             | Elm Street Mobil            | 971.77  | 972.08  |
| GT-102             | Elm Street Mobil            | 972.13  | 972.67  |

Notes:

1. The surface water elevation of the Housatonic River, measured at the Lyman Street Bridge on March 31, 2006, was 969.92 feet AMSL.
2. The surface water elevation of the Housatonic River, measured at the Lyman Street Bridge on April 11, 2006, was 970.20 feet AMSL.

**TABLE 4  
FIELD PARAMETER MEASUREMENTS - SPRING 2006**

**GROUNDWATER MANAGEMENT AREA 5  
GROUNDWATER QUALITY MONITORING INTERIM REPORT FOR SPRING 2006  
GENERAL ELECTRIC COMPANY-PITTSFIELD, MASSACHUSETTS**

| <b>Well Number</b> | <b>Turbidity (NTU)</b> | <b>Temperature (Degrees Celsius)</b> | <b>pH (Standard Units)</b> | <b>Specific Conductivity (mS/cm)</b> | <b>Oxidation-Reduction Potential (mV)</b> | <b>Dissolved Oxygen (mg/L)</b> |
|--------------------|------------------------|--------------------------------------|----------------------------|--------------------------------------|---|--------------------------------|
| GMA 5-3            | 3.0                    | 12.76                                | 6.58                       | 1.140                                | -100.1                                    | 0.84                           |
| GMA 5-7            | 11.0                   | 10.55                                | 6.97                       | 1.033                                | 34.0                                      | 7.65                           |

Notes:

1. Measurements collected during spring 2006 groundwater sampling event performed on April 12, 2006.
2. Well parameters were generally monitored continuously during purging by low-flow techniques. Final parameter readings are presented.
3. NTU - Nephelometric Turbidity Units.
4. mS/cm - Millisiemens per centimeter.
5. mV - Millivolts.
6. mg/L - Milligrams per liter (ppm).



**TABLE 5  
COMPARISON OF GROUNDWATER ANALYTICAL RESULTS TO MCP METHOD 1 GW-2 STANDARDS**

**GROUNDWATER MANAGEMENT AREA 5  
GROUNDWATER QUALITY MONITORING INTERIM REPORT FOR SPRING 2006  
GENERAL ELECTRIC COMPANY - PITTSFIELD, MASSACHUSETTS  
(Results are presented in parts per million, ppm)**

| <b>Parameter</b>             | <b>Sample ID:<br/>Date Collected:</b> | <b>MCP Method 1 GW-2<br/>Standards</b> | <b>GMA5-3<br/>04/12/06</b> | <b>GMA5-7<br/>04/12/06</b> |
|------------------------------|---------------------------------------|--|----------------------------|----------------------------|
| <b>Volatile Organics</b>     |                                       |  |                            |                            |
| Tetrachloroethene            |                                       | 0.05                                   | ND(0.0020) [ND(0.0020)]    | 0.062                      |
| Trichloroethene              |                                       | 0.03                                   | ND(0.0050) [ND(0.0050)]    | 0.0023 J                   |
| Total VOCs                   |                                       | 5                                      | ND(0.20) [ND(0.20)]        | 0.064 J                    |
| <b>Semivolatile Organics</b> |                                       |  |                            |                            |
| None Detected                |                                       | --                                     | --                         | --                         |

Notes:

1. Samples were collected by Blasland Bouck & Lee, Inc., and submitted to SGS Environmental Services, Inc. for analysis of volatiles and selected semivolatiles.
2. Samples have been validated as per Field Sampling Plan/Quality Assurance Project Plan (FSP/QAPP), General Electric Company, Pittsfield, Massachusetts, Blasland Bouck & Lee, Inc. (approved May 29, 2004 and resubmitted June 19, 2004).
3. ND - Analyte was not detected. The number in parenthesis is the associated detection limit.
4. Field duplicate sample results are presented in brackets.
5. Only volatile and semivolatile constituents detected in at least one sample are summarized.
6. -- Indicates that all constituents for the parameter group were not detected.
7. Shading indicates that value exceeds GW-2 Standards.

Data Qualifiers:

Organics (volatiles, semivolatiles)

- J - Indicates that the associated numerical value is an estimated concentration.

**TABLE 6  
COMPARISON OF GROUNDWATER ANALYTICAL RESULTS TO MCP METHOD 1 GW-3 STANDARDS**

**GROUNDWATER MANAGEMENT AREA 5  
GROUNDWATER QUALITY MONITORING INTERIM REPORT FOR SPRING 2006  
GENERAL ELECTRIC COMPANY - PITTSFIELD, MASSACHUSETTS  
(Results are presented in parts per million, ppm)**

| <b>Parameter</b>             | <b>Sample ID:<br/>Date Collected:</b> | <b>MCP Method 1 GW-3<br/>Standards</b> | <b>GMA5-3<br/>04/12/06</b> | <b>GMA5-7<br/>04/12/06</b> |
|------------------------------|---------------------------------------|--|----------------------------|----------------------------|
| <b>Volatile Organics</b>     |                                       |  |                            |                            |
| Tetrachloroethene            |                                       | 30                                     | ND(0.0020) [ND(0.0020)]    | 0.062                      |
| Trichloroethene              |                                       | 5                                      | ND(0.0050) [ND(0.0050)]    | 0.0023 J                   |
| <b>Semivolatile Organics</b> |                                       |  |                            |                            |
| None Detected                |                                       | --                                     | --                         | --                         |

Notes:

1. Samples were collected by Blasland Bouck & Lee, Inc., and submitted to SGS Environmental Services, Inc. for analysis of volatiles and selected semivolatiles.
2. Samples have been validated as per Field Sampling Plan/Quality Assurance Project Plan (FSP/QAPP), General Electric Company, Pittsfield, Massachusetts, Blasland Bouck & Lee, Inc. (approved May 29, 2004 and resubmitted June 19, 2004).
3. ND - Analyte was not detected. The number in parenthesis is the associated detection limit.
4. Field duplicate sample results are presented in brackets.
5. Only those constituents detected in one or more samples are summarized.
6. -- Indicates that all constituents for the parameter group were not detected.

Data Qualifiers:

Organics (volatiles, semivolatiles)

J - Indicates that the associated numerical value is an estimated concentration.

**TABLE 7  
COMPARISON OF GROUNDWATER ANALYTICAL RESULTS TO MCP UCLs FOR GROUNDWATER**

**GROUNDWATER MANAGEMENT AREA 5  
GROUNDWATER QUALITY MONITORING INTERIM REPORT FOR SPRING 2006  
GENERAL ELECTRIC COMPANY - PITTSFIELD, MASSACHUSETTS  
(Results are presented in parts per million, ppm)**

| <b>Parameter</b>             | <b>Sample ID:<br/>Date Collected:</b> | <b>MCP UCL<br/>for Groundwater</b> | <b>GMA5-3<br/>04/12/06</b> | <b>GMA5-7<br/>04/12/06</b> |
|------------------------------|---------------------------------------|------------------------------------|----------------------------|----------------------------|
| <b>Volatile Organics</b>     |                                       |                                    |                            |                            |
| Tetrachloroethene            |                                       | 100                                | ND(0.0020) [ND(0.0020)]    | 0.062                      |
| Trichloroethene              |                                       | 50                                 | ND(0.0050) [ND(0.0050)]    | 0.0023 J                   |
| <b>Semivolatile Organics</b> |                                       |                                    |                            |                            |
| None Detected                |                                       | --                                 | --                         | --                         |

Notes:

1. Samples were collected by Blasland Bouck & Lee, Inc., and submitted to SGS Environmental Services, Inc. for analysis of volatiles and selected semivolatiles.
2. Samples have been validated as per Field Sampling Plan/Quality Assurance Project Plan (FSP/QAPP), General Electric Company, Pittsfield, Massachusetts, Blasland Bouck & Lee, Inc. (approved May 29, 2004 and resubmitted June 19, 2004).
3. ND - Analyte was not detected. The number in parenthesis is the associated detection limit.
4. Field duplicate sample results are presented in brackets.
5. Only those constituents detected in one or more samples are summarized.
6. -- Indicates that all constituents for the parameter group were not detected.

Data Qualifiers:

Organics (volatiles, semivolatiles)

J - Indicates that the associated numerical value is an estimated concentration.

**TABLE 8**  
**FALL 2006 - 2007 INTERIM GROUNDWATER QUALITY MONITORING PROGRAM**  
**GROUNDWATER MANAGEMENT AREA 5**  
**GROUNDWATER QUALITY MONITORING INTERIM REPORT FOR SPRING 2006**  
**GENERAL ELECTRIC COMPANY-PITTSFIELD, MASSACHUSETTS**

| Well Number | Monitoring Well Usage        | Sampling Schedule & Analyses |   |  | Comments   |
|-------------|------------------------------|------------------------------|---|--|--|
|             |                              | Current Annual Analyses      | Proposed Supplemental Analyses (Fall 2006 Only) | Proposed Annual Analyses (Next Round: Fall 2007) |  |
| GMA5-3      | GW-2 Sentinel/GW-3 Perimeter | VOC (+5 SVOC)                | None  | VOC  | Average vinyl chloride concentration is slightly below GW 2 Standard (i.e., greater than 50 %). Continued interim sampling for VOCs proposed to further assess.  |
| GMA5-7      | GW-2 Sentinel/GW-3 Perimeter | VOC (+5 SVOC)                | VOC   | VOC  | Average vinyl chloride and PCE concentrations are slightly below GW-2 Standard (i.e., greater than 50 %). Continued interim sampling for VOCs proposed to further assess. Supplemental sampling for VOCs proposed to address PCE concentration greater than GW-2 Standard observed in spring 2006. |

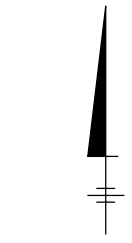
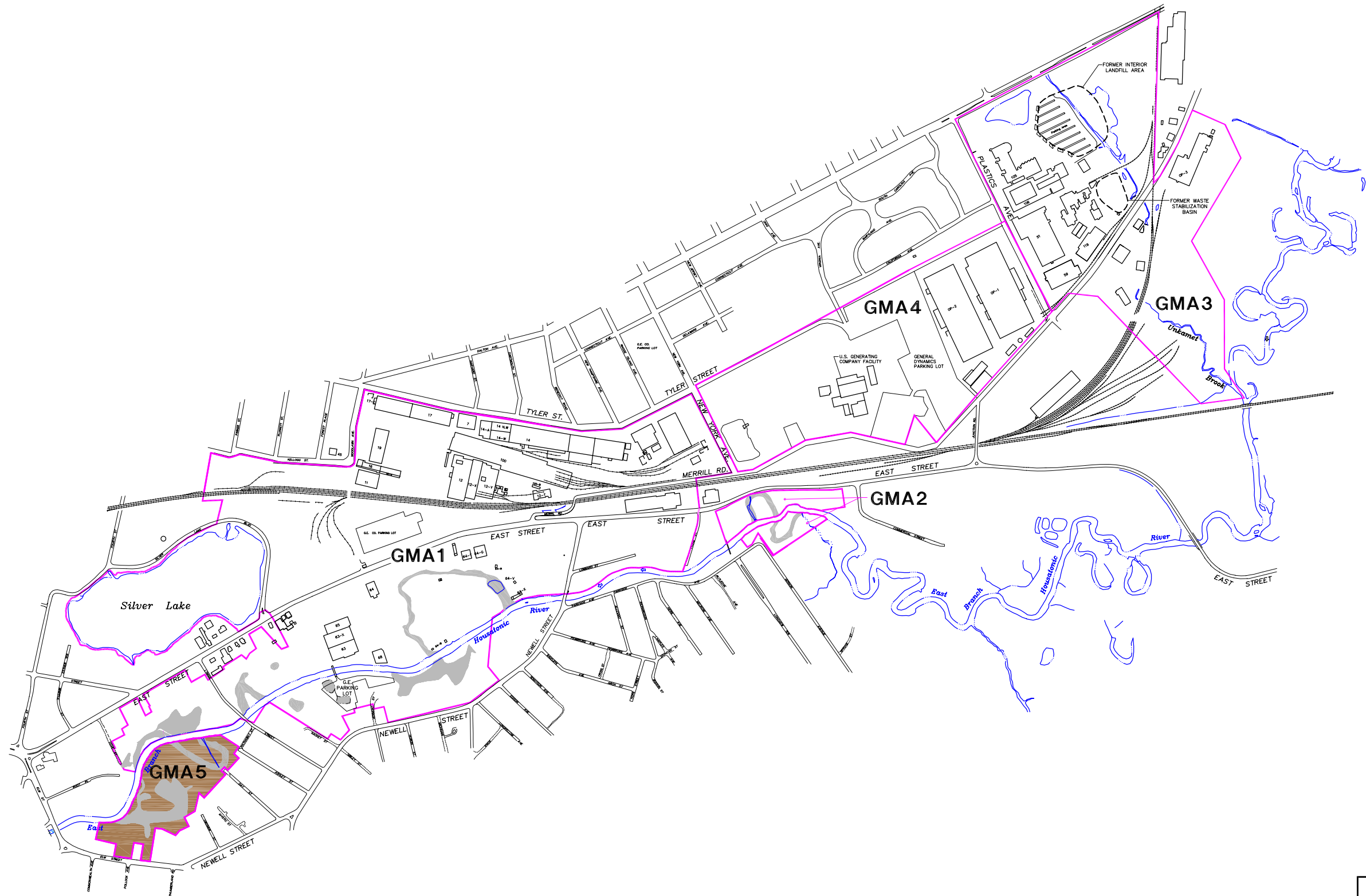
**NOTE:**

1. The wells proposed for annual groundwater quality sampling will be sampled for the listed parameters on an annual basis, alternating between the spring and fall seasons, during the interim period between the completion of the baseline monitoring program and the initiation of a long-term monitoring program. The next scheduled interim sampling round will be conducted in fall 2007 (although well GMA5-7 is proposed for supplemental sampling in fall 2006).

# *Figures*

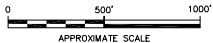
---

S:\98-85-NES MTK AMS P: PACSET/PLT-012B  
 G:\GE\_ACTIVE\N\30131004\_30131B12.DWG  
 LAYOUT:Layout1 PAGESETUP: PENTABLE:PLT\FULL.CTB PRINTED: 7/27/2006 1:29 PM BY: LPOSENAUER  
 SAVED: 7/26/2006 3:59 PM  
 BRG:\CTNAME: IMAGES:



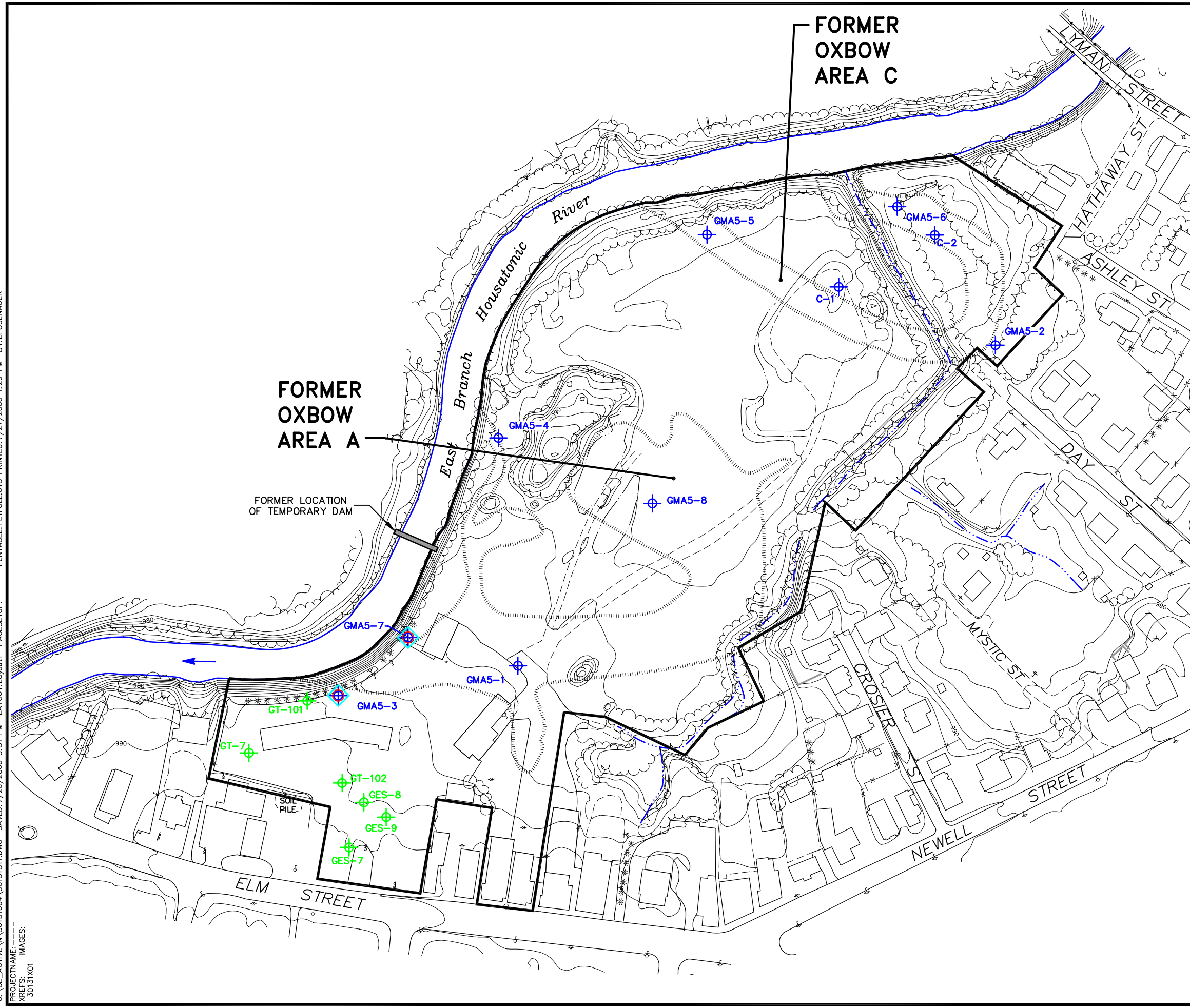
- LEGEND:**
- GMA1** GMA 1—PLANT SITE 1
  - GMA2** GMA 2—FORMER OXBOWS J&K
  - GMA3** GMA 3—PLANT SITE 2
  - GMA4** GMA 4—PLANT SITE 3
  - GMA5** GMA 5—FORMER OXBOWS A&C

- NOTES:**
1. MAPPING IS BASED ON AERIAL PHOTOGRAPHS AND PHOTOGRAMMETRIC MAPPING BY LOCKWOOD MAPPING, INC. - FLOWN IN APRIL 1990; DATA PROVIDED BY GENERAL ELECTRIC COMPANY; AND BLASLAND & BOUCK ENGINEERS, P.C. CONSTRUCTION PLANS.
  2. NOT ALL PHYSICAL FEATURES SHOWN.
  3. SITE BOUNDARIES/LIMITS ARE APPROXIMATE.



|   |                    |
|---|--------------------|
| GENERAL ELECTRIC COMPANY<br>PITTSFIELD, MASSACHUSETTS<br>GMA 5 INTERIM MONITORING PROGRAM |                    |
| <b>GROUNDWATER MANAGEMENT<br/>         AREAS</b>  |                    |
| <br>an ARCADIS company  | FIGURE<br><b>1</b> |

SYR-85-NES MTK AMS P: PAGESET/PLT-BL (PLTHALF)  
 G:\GE\_ACTIVE\N\30131004\30131B11.DWG - SAVED: 7/26/2006 3:51 PM LAYOUT: Layout1 PAGESETUP: PENTABLE:PLT\FULL.CTB PRINTED: 7/27/2006 1:29 PM BY: LPOSENAUER  
 PROJECTNAME: 30131X01  
 XREFS: IMAGES:

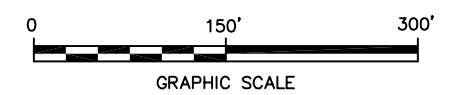


**LEGEND:**

- GMA 5 SITE BOUNDARY
- FORMER OXBOW/LOW-LYING AREA
- FENCE
- DITCHES/STREAMS WITH INTERMITTENT FLOW
- GMA5 MONITORING PROGRAM WELL
- GW-2 SENTINEL/ COMPLIANCE WELL
- GW-3 PERIMETER WELL
- ADJACENT MCP DISPOSAL SITE MONITORING PROGRAM WELL

**NOTES:**

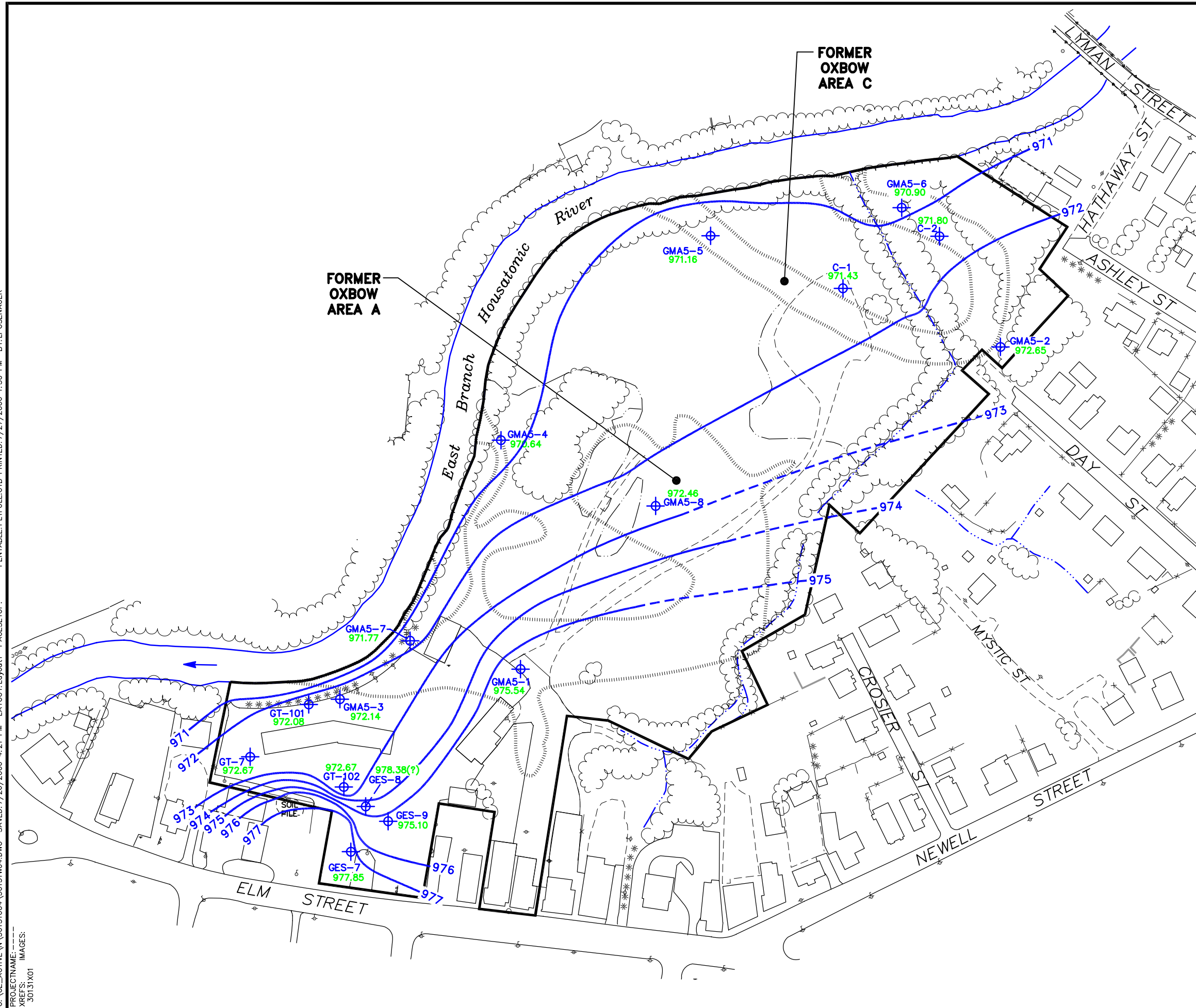
1. MAPPING IS BASED ON AERIAL PHOTOGRAPHS AND PHOTOGRAMMETRIC MAPPING BY LOCKWOOD MAPPING, INC. FLOWN IN APRIL 1990; DATA PROVIDED BY GENERAL ELECTRIC COMPANY AND BLASLAND AND BOUCK ENGINEERS, P.C. CONSTRUCTION PLANS.
2. FORMER RIVER CHANNEL AND LOWLAND AREAS DELINEATED USING THE CITY OF PITTSFIELD'S RECHANNELIZATION MAPPING, 1940.
3. NOT ALL PHYSICAL FEATURES SHOWN.
4. SITE PROPERTY BOUNDARIES ARE APPROXIMATE.
5. ALL MONITORING WELL LOCATIONS ARE APPROXIMATE.



|  |                    |
|--|--------------------|
| GENERAL ELECTRIC COMPANY<br>PITTSFIELD MASSACHUSETTS |                    |
| <b>GMA 5 INTERIM MONITORING PROGRAM</b>              |                    |
| <b>MONITORING WELL LOCATIONS</b>                     |                    |
| <br>an ARCADIS company                               | FIGURE<br><b>2</b> |



SYR-85-NES RCA AMS P: PAGESET/PLT-BL  
 G:\GE\_ACTIVE\N\30131004\30131004.DWG  
 PROJECTNAME: 30131X01  
 XREFS: IMAGES:  
 LAYOUT: Layout1  
 PAGES: 1  
 PENTABLE: PLT\FULL.CTB  
 PRINTED: 7/27/2006 1:30 PM  
 BY: LPOSENAUER



- LEGEND:**
- GMA 5 BOUNDARY
  - FORMER OXBOW/LOW-LYING AREA
  - FENCE
  - STREAMS WITH INTERMITTENT FLOW
  - + GROUNDWATER MONITORING WELL LOCATION
  - 973.45 GROUNDWATER ELEVATION
  - 974 GROUNDWATER ELEVATION CONTOUR (FT AMSL), DASHED WHERE INFERRED

- NOTES:**
1. MAPPING IS BASED ON AERIAL PHOTOGRAPHS AND PHOTOGRAMMETRIC MAPPING BY LOCKWOOD MAPPING, INC. FLOWN IN APRIL 1990; DATA PROVIDED BY GENERAL ELECTRIC COMPANY AND BLASLAND AND BOUCK ENGINEERS, P.C. CONSTRUCTION PLANS.
  2. FORMER RIVER CHANNEL AND LOWLAND AREAS DELINEATED USING THE CITY OF PITTSFIELD'S RECHANNELIZATION MAPPING, 1940.
  3. NOT ALL PHYSICAL FEATURES SHOWN.
  4. SITE PROPERTY BOUNDARIES ARE APPROXIMATE.
  5. ALL MONITORING WELL LOCATIONS ARE APPROXIMATE.
  6. GROUNDWATER LEVEL MEASUREMENTS OBTAINED APRIL 12, 2006.
  7. RIVER ELEVATION AT LYMAN STREET BRIDGE ON APRIL 11, 2006: 970.20 FT. AMSL.
  8. ANOMALOUS GROUNDWATER ELEVATION AT WELL GES-8 NOT INCORPORATED INTO GROUNDWATER CONTOURS.

|   |  |
|---|--|
| GENERAL ELECTRIC COMPANY<br>PITTSFIELD MASSACHUSETTS  |  |
| <b>GMA 5 INTERIM MONITORING PROGRAM</b>   |  |
| <b>WATER TABLE CONTOUR MAP -<br/>SPRING 2006</b>  |  |
| <br>an ARCADIS company | FIGURE<br><span style="font-size: 24px; font-weight: bold;">3</span> |



# *Appendices*

---

# *Appendix A*

---

## **Field Sampling Data**

**TABLE A-1  
SUMMARY OF GROUNDWATER SAMPLING METHODS**

**GROUNDWATER MANAGEMENT AREA 5  
GROUNDWATER QUALITY MONITORING INTERIM REPORT FOR SPRING 2006  
GENERAL ELECTRIC COMPANY - PITTSFIELD, MASSACHUSETTS**

| Well ID | Sampling Method |           |             |           |             |           | Comments |  |
|---------|-----------------|-----------|-------------|-----------|-------------|-----------|----------|--|
|         | Spring 2002     | Fall 2002 | Spring 2003 | Fall 2003 | Spring 2004 | Fall 2005 |          | Spring 2006  |
| GMA5-3  | BP              | PP        | BP          | BP        | BP          | NS        | BP       | Fall 2005: Sampling postponed due to operation of temporary dam across Housatonic River. |
| GMA5-7  | BP              | PP        | BP          | BP        | BP          | NS        | BP       | Fall 2005: Sampling postponed due to operation of temporary dam across Housatonic River. |

Notes:

BP - Bladder Pump.

PP - Peristaltic Pump.

**GROUNDWATER SAMPLING LOG**

Well No. GMA 5-3  
 Key No. EX-37  
 PID Background (ppm) 0  
 Well Heedspace (ppm) 0

Site/GMA Name GE Pittsfield-GMA-5  
 Sampling Personnel GAR  
 Date 4/12/06  
 Weather Partly Cloudy, 65°F, Very Windy

**WELL INFORMATION**

Reference Point Marked?  N  
 Height of Reference Point -0.30' Meas. From Ground  
 Well Diameter 2"  
 Screen Interval Depth 10'-25' Meas. From Ground  
 Water Table Depth 17.00' Meas. From TIC  
 Well Depth 24.93' Meas. From TIC  
 Length of Water Column 7.93'  
 Volume of Water in Well 1.29 gallons  
 Intake Depth of Pump/Tubing 21' Meas. From TIC

Sample Time 13:05  
 Sample ID GMA 5-3  
 Duplicate ID GMA-DUP-2  
 MSMSD -  
 Split Sample ID -

**Reference Point Identification:**

TIC: Top of Inner (PVC) Casing  
 TOC: Top of Outer (Protective) Casing  
 Grade/BGS: Ground Surface

Redevelop? Y  N

| Required | Analytical Parameters:        | Collected |
|----------|-------------------------------|-----------|
| ( )      | VOCs (Std. list)              | ( )       |
| (X)      | VOCs (Exp. list)              | (X)       |
| ( )      | SVOCs                         | ( )       |
| ( )      | PCBs (Total)                  | ( )       |
| ( )      | PCBs (Dissolved)              | ( )       |
| ( )      | Metals/Inorganics (Total)     | ( )       |
| ( )      | Metals/Inorganics (Dissolved) | ( )       |
| ( )      | EPA Cyanide (Dissolved)       | ( )       |
| ( )      | PAC Cyanide (Dissolved)       | ( )       |
| ( )      | PCDDs/PCDFs                   | ( )       |
| ( )      | Pesticides/Herbicides         | ( )       |
| ( )      | Natural Attenuation           | ( )       |
| ( )      | Other (Specify)               | ( )       |

**EVACUATION INFORMATION**

Pump Start Time 12:00  
 Pump Stop Time 13:15  
 Minutes of Pumping 75  
 Volume of Water Removed 2.0 gallons  
 Did Well Go Dry? Y  N

Evacuation Method: Bailer ( ) Bladder Pump (X)  
 Peristaltic Pump ( ) Submersible Pump ( ) Other/Specify ( )  
 Pump Type: Marschalk-system One  
 Samples collected by same method as evacuation?  N (specify)

Water Quality Meter Type(s) / Serial Numbers: YSI-556 M.P.S. Hach 2100P Turbidimeter

| Time  | Pump Rate (L/min.) | Total Gallons Removed | Water Level (ft TIC) | Temp. (Celsius) [3%]* | pH [0.1 units]* | Sp. Cond. (mS/cm) [3%]* | Turbidity (NTU) [10% or 1 NTU]* | DO (mg/l) [10% or 0.1 mg/l]* | ORP (mV) [10 mV]* |
|-------|--------------------|-----------------------|----------------------|-----------------------|-----------------|-------------------------|---------------------------------|------------------------------|-------------------|
| 12:10 | 100ml              | 0.26                  | 17.18                | -                     | -               | -                       | 16                              | -                            | -                 |
| 12:20 | 100ml              | 0.53                  | 17.21                | 15.00                 | 7.60            | 1.142                   | 10                              | 8.61                         | -109.6            |
| 12:25 | 100ml              | 0.66                  | 17.30                | 13.30                 | 7.04            | 1.146                   | 10                              | 1.77                         | -105.0            |
| 12:30 | 100ml              | 0.79                  | 17.33                | 12.84                 | 6.81            | 1.140                   | 8                               | 1.34                         | -103.7            |
| 12:35 | 100ml              | 0.92                  | 17.37                | 12.87                 | 6.73            | 1.138                   | 7                               | 1.13                         | -103.6            |
| 12:40 | 100ml              | 1.06                  | 17.41                | 12.75                 | 6.69            | 1.142                   | 5                               | 1.00                         | -103.5            |
| 12:45 | 100ml              | 1.19                  | 17.41                | 12.79                 | 6.63            | 1.140                   | 5                               | 0.97                         | -100.7            |
| 12:50 | 100ml              | 1.32                  | 17.42                | 12.91                 | 6.61            | 1.139                   | 4                               | 0.87                         | -100.5            |

\* The stabilization criteria for each field parameter (three consecutive readings collected at 3- to 5-minute intervals) is listed in each column heading.

**OBSERVATIONS/SAMPLING METHOD DEVIATIONS**

Initial Purge: Clear, strong petro-odor  
 Final Purge: Clear, strong petro-odor

**SAMPLE DESTINATION**

Laboratory: SGS  
 Delivered Via: MPS  
 Airbill #: NA

Field Sampling Coordinator: [Signature]

## GROUNDWATER SAMPLING LOG

Well No. GMA5-3Site/GMA Name GE Pittsfield - GMA-5Sampling Personnel GARDate 4/12/06Weather Partly cloudy, 65°F, Very Windy

WELL INFORMATION - See Page 1

| Time  | Pump<br>Rate<br>(L/min.) | Total<br>Gallons<br>Removed | Water<br>Level<br>(ft TIC) | Temp.<br>(Celsius)<br>[3%]* | pH<br>[0.1 units]* | Sp. Cond.<br>(mS/cm)<br>[3%]* | Turbidity<br>(NTU)<br>[10% or 1 NTU]* | DO                           | ORP              |
|-------|--------------------------|-----------------------------|----------------------------|-----------------------------|--------------------|-------------------------------|---------------------------------------|------------------------------|------------------|
|       |                          |                             |                            |                             |                    |                               |                                       | (mg/l)<br>[10% or 0.1 mg/l]* | (mV)<br>[10 mV]* |
| 12:55 | 100ml                    | 1.45                        | 17.41                      | 12.84                       | 6.60               | 1.140                         | 4                                     | 0.84                         | -100.1           |
| 13:00 | 100ml                    | 1.59                        | 17.41                      | 12.76                       | 6.58               | 1.141                         | 3                                     | 0.83                         | -98.4            |
|       |                          |                             |                            |                             |                    |                               |                                       |                              |                  |
|       |                          |                             |                            |                             |                    |                               |                                       |                              |                  |
|       |                          |                             |                            |                             |                    |                               |                                       |                              |                  |
|       |                          |                             |                            |                             |                    |                               |                                       |                              |                  |
|       |                          |                             |                            |                             |                    |                               |                                       |                              |                  |
|       |                          |                             |                            |                             |                    |                               |                                       |                              |                  |
|       |                          |                             |                            |                             |                    |                               |                                       |                              |                  |
|       |                          |                             |                            |                             |                    |                               |                                       |                              |                  |
|       |                          |                             |                            |                             |                    |                               |                                       |                              |                  |
|       |                          |                             |                            |                             |                    |                               |                                       |                              |                  |
|       |                          |                             |                            |                             |                    |                               |                                       |                              |                  |
|       |                          |                             |                            |                             |                    |                               |                                       |                              |                  |
|       |                          |                             |                            |                             |                    |                               |                                       |                              |                  |
|       |                          |                             |                            |                             |                    |                               |                                       |                              |                  |
|       |                          |                             |                            |                             |                    |                               |                                       |                              |                  |
|       |                          |                             |                            |                             |                    |                               |                                       |                              |                  |
|       |                          |                             |                            |                             |                    |                               |                                       |                              |                  |
|       |                          |                             |                            |                             |                    |                               |                                       |                              |                  |
|       |                          |                             |                            |                             |                    |                               |                                       |                              |                  |
|       |                          |                             |                            |                             |                    |                               |                                       |                              |                  |
|       |                          |                             |                            |                             |                    |                               |                                       |                              |                  |
|       |                          |                             |                            |                             |                    |                               |                                       |                              |                  |

\* The stabilization criteria for each field parameter (three consecutive readings collected at 3- to 5-minute intervals) is listed in each column heading.

OBSERVATIONS/SAMPLING METHOD DEVIATIONS

**GROUNDWATER SAMPLING LOG**

Well No. GMA5-7  
 Key No. 2537  
 PID Background (ppm) 0  
 Well Headspace (ppm) 0

Site/GMA Name GE Pittsfield - GMA-5  
 Sampling Personnel GAR  
 Date 4/12/06  
 Weather Cloudy, 65°F, Very Windy

**WELL INFORMATION**

Reference Point Marked?  Y  N  
 Height of Reference Point -0.40' Meas. From Ground  
 Well Diameter 2"  
 Screen Interval Depth 8'-2.8' Meas. From Ground  
 Water Table Depth 14.98' Meas. From TIC  
 Well Depth 27.80' Meas. From TIC  
 Length of Water Column 12.82'  
 Volume of Water in Well 2.09 gallons  
 Intake Depth of Pump/Tubing 21.5' Meas. From TIC

Sample Time 17:55  
 Sample ID GMA5-7  
 Duplicate ID -  
 MSMSD Collected here  
 Split Sample ID -

**Reference Point Identification:**

TIC: Top of Inner (PVC) Casing  
 TOC: Top of Outer (Protective) Casing  
 Grade/BGS: Ground Surface

Redevelop? Y  N

| Required | Analytical Parameters:        | Collected |
|----------|-------------------------------|-----------|
| ( )      | VOCs (Std. list)              | ( )       |
| (X)      | VOCs (Exp. list)              | (X)       |
| ( )      | SVOCs                         | ( )       |
| ( )      | PCBs (Total)                  | ( )       |
| ( )      | PCBs (Dissolved)              | ( )       |
| ( )      | Metals/Inorganics (Total)     | ( )       |
| ( )      | Metals/Inorganics (Dissolved) | ( )       |
| ( )      | EPA Cyanide (Dissolved)       | ( )       |
| ( )      | PAC Cyanide (Dissolved)       | ( )       |
| ( )      | PCDDs/PCDFs                   | ( )       |
| ( )      | Pesticides/Herbicides         | ( )       |
| ( )      | Natural Attenuation           | ( )       |
| ( )      | Other (Specify)               | ( )       |

**EVACUATION INFORMATION**

Pump Start Time 16:05  
 Pump Stop Time 18:05  
 Minutes of Pumping 120  
 Volume of Water Removed 3.25 gallons  
 Did Well Go Dry? Y  N

Evacuation Method: Bailer ( ) Bladder Pump (X)  
 Peristaltic Pump ( ) Submersible Pump ( ) Other/Specify ( )  
 Pump Type: Marschall-System One  
 Samples collected by same method as evacuation?  Y  N (specify)

Water Quality Meter Type(s) / Serial Numbers: YSI-556 MP3 Hach 2100P Turbidimeter

| Time  | Pump Rate (L/min.) | Total Gallons Removed | Water Level (ft TIC) | Temp. (Celsius) [3%]* | pH [0.1 units]* | Sp. Cond. (mS/cm) [3%]* | Turbidity (NTU) [10% or 1 NTU]* | DO (mg/l) [10% or 0.1 mg/l]* | ORP (mV) [10 mV]* |
|-------|--------------------|-----------------------|----------------------|-----------------------|-----------------|-------------------------|---------------------------------|------------------------------|-------------------|
| 16:10 | 100ml              | 0.13                  | 15.75                | -                     | -               | -                       | 109                             | -                            | -                 |
| 16:20 | 100ml              | 0.40                  | 15.95                | -                     | -               | -                       | 76                              | -                            | -                 |
| 16:30 | 100ml              | 0.66                  | 15.96                | -                     | -               | -                       | 56                              | -                            | -                 |
| 16:40 | 100ml              | 0.92                  | 15.96                | -                     | -               | -                       | 43                              | -                            | -                 |
| 16:50 | 100ml              | 1.19                  | 15.94                | 11.66                 | 8.10            | 1.018                   | 34                              | 12.25                        | 98.9              |
| 16:55 | 100ml              | 1.32                  | 16:00                | 10.97                 | 7.40            | 1.018                   | 29                              | 8.93                         | 98.8              |
| 17:00 | 100ml              | 1.45                  | 16.06                | 10.89                 | 7.23            | 1.017                   | 31                              | 8.35                         | 88.4              |
| 17:05 | 100ml              | 1.59                  | 16.10                | 10.83                 | 7.11            | 1.020                   | 27                              | 8.14                         | 75.6              |

\* The stabilization criteria for each field parameter (three consecutive readings collected at 3- to 5-minute intervals) is listed in each column heading.

**OBSERVATIONS/SAMPLING METHOD DEVIATIONS**

Initial Purge: light-brown, some solids, odorless  
 Final Purge: Clear, odorless

**SAMPLE DESTINATION**

Laboratory: SGS  
 Delivered Via: UPS  
 Airbill #: NA

Field Sampling Coordinator: [Signature]

### GROUNDWATER SAMPLING LOG

Well No. GMA 5-7

Site/GMA Name GE Pithfield - GMA-5

Sampling Personnel GAR

Date 4/12/06

Weather Cloudy, 65°F, Very Windy

WELL INFORMATION - See Page 1

| Time  | Pump Rate (l/min.) | Total Gallons Removed | Water Level (R. TIC) | Temp. (Celsius) [3%]* | pH (0.1 units)* | Sp. Cond. (mS/cm) [3%]* | Turbidity (NTU) [10% or 1 NTU]* | DO (mg/l) [10% or 0.1 mg/l]* | ORP (mV) [10 mV]* |
|-------|--------------------|-----------------------|----------------------|-----------------------|-----------------|-------------------------|---------------------------------|------------------------------|-------------------|
| 17:10 | 100ml              | 1.72                  | 16.11                | 10.76                 | 7.08            | 1.021                   | 24                              | 8.07                         | 71.6              |
| 17:15 | 100ml              | 1.85                  | 16.11                | 10.67                 | 7.02            | 1.022                   | 22                              | 8.07                         | 67.1              |
| 17:20 | 100ml              | 1.98                  | 16.13                | 10.67                 | 7.00            | 1.022                   | 20                              | 8.01                         | 62.3              |
| 17:25 | 100ml              | 2.11                  | 16.13                | 10.67                 | 6.99            | 1.024                   | 17                              | 7.91                         | 56.3              |
| 17:30 | 100ml              | 2.25                  | 16.14                | 10.74                 | 7.00            | 1.025                   | 16                              | 7.90                         | 50.7              |
| 17:35 | 100ml              | 2.38                  | 16.15                | 10.64                 | 6.99            | 1.027                   | 14                              | 7.83                         | 46.4              |
| 17:40 | 100ml              | 2.51                  | 16.16                | 10.54                 | 6.99            | 1.028                   | 12                              | 7.82                         | 43.0              |
| 17:45 | 100ml              | 2.64                  | 16.15                | 10.51                 | 6.97            | 1.030                   | 12                              | 7.70                         | 38.0              |
| 17:50 | 100ml              | 2.77                  | 16.18                | 10.55                 | 6.97            | 1.033                   | 11                              | 7.65                         | 34.0              |
|       |                    |                       |                      |                       |                 |                         |                                 |                              |                   |
|       |                    |                       |                      |                       |                 |                         |                                 |                              |                   |
|       |                    |                       |                      |                       |                 |                         |                                 |                              |                   |
|       |                    |                       |                      |                       |                 |                         |                                 |                              |                   |
|       |                    |                       |                      |                       |                 |                         |                                 |                              |                   |
|       |                    |                       |                      |                       |                 |                         |                                 |                              |                   |
|       |                    |                       |                      |                       |                 |                         |                                 |                              |                   |
|       |                    |                       |                      |                       |                 |                         |                                 |                              |                   |
|       |                    |                       |                      |                       |                 |                         |                                 |                              |                   |
|       |                    |                       |                      |                       |                 |                         |                                 |                              |                   |
|       |                    |                       |                      |                       |                 |                         |                                 |                              |                   |
|       |                    |                       |                      |                       |                 |                         |                                 |                              |                   |
|       |                    |                       |                      |                       |                 |                         |                                 |                              |                   |
|       |                    |                       |                      |                       |                 |                         |                                 |                              |                   |
|       |                    |                       |                      |                       |                 |                         |                                 |                              |                   |

\* The stabilization criteria for each field parameter (three consecutive readings collected at 3- to 5-minute intervals) is listed in each column heading.

#### OBSERVATIONS/SAMPLING METHOD DEVIATIONS

## *Appendix B*

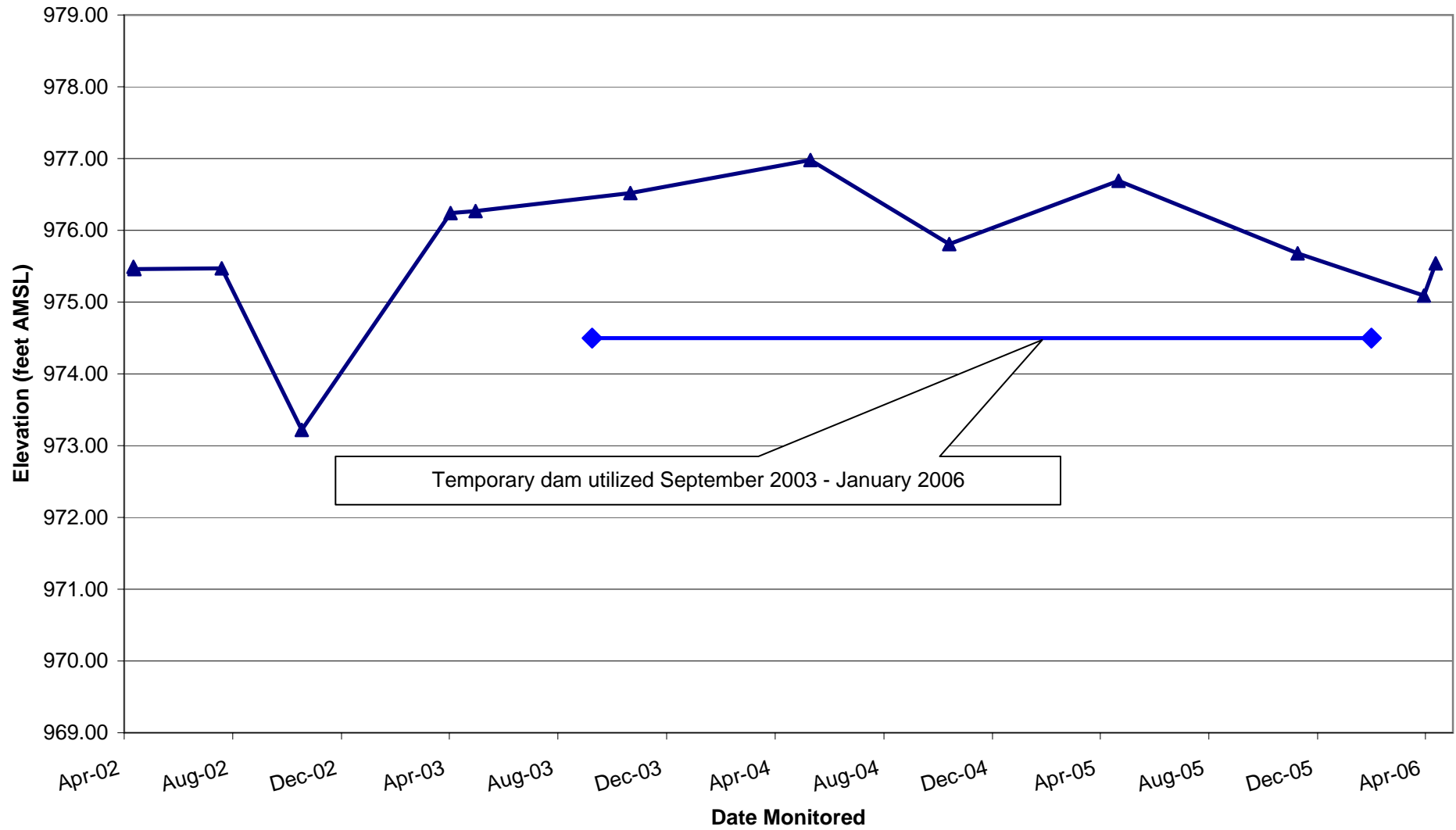
---

# Historical Groundwater Elevations



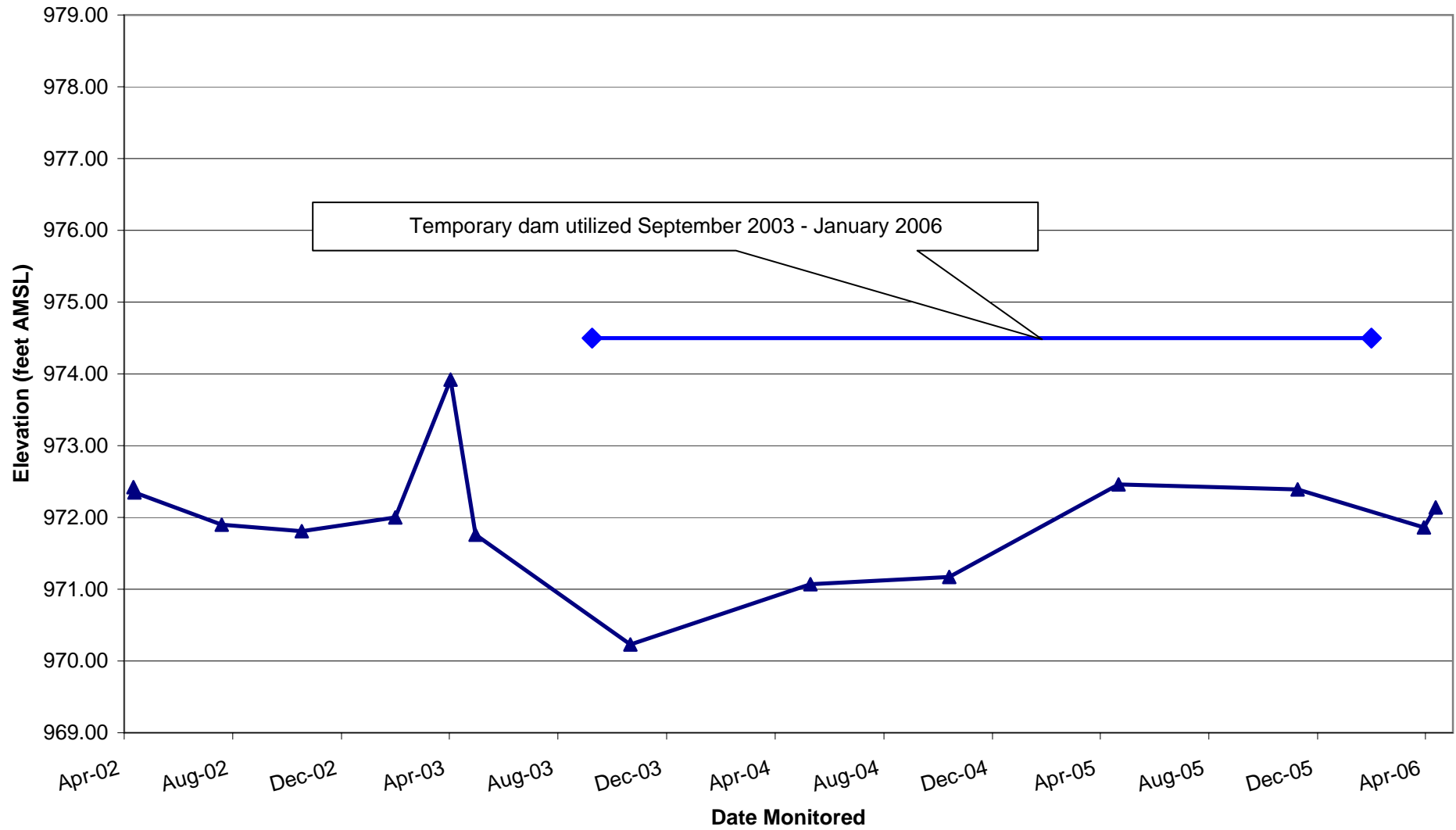
Groundwater Management Area 5  
Former Oxbow Area A  
General Electric Company - Pittsfield, Massachusetts

Historical Groundwater Elevations  
Well GMA5-1



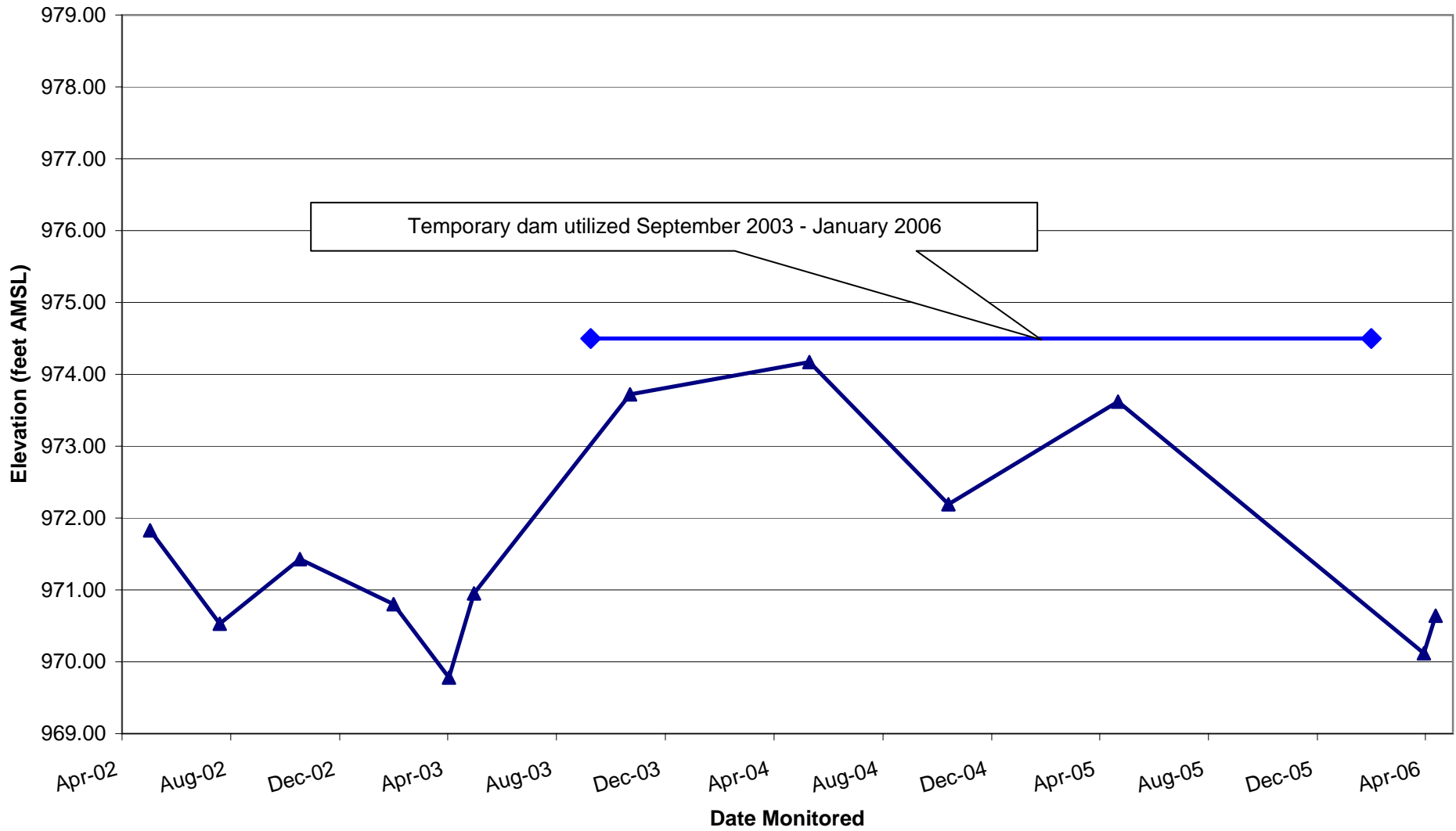
Groundwater Management Area 5  
Former Oxbow Area A  
General Electric Company - Pittsfield, Massachusetts

Historical Groundwater Elevations  
Well GMA5-3



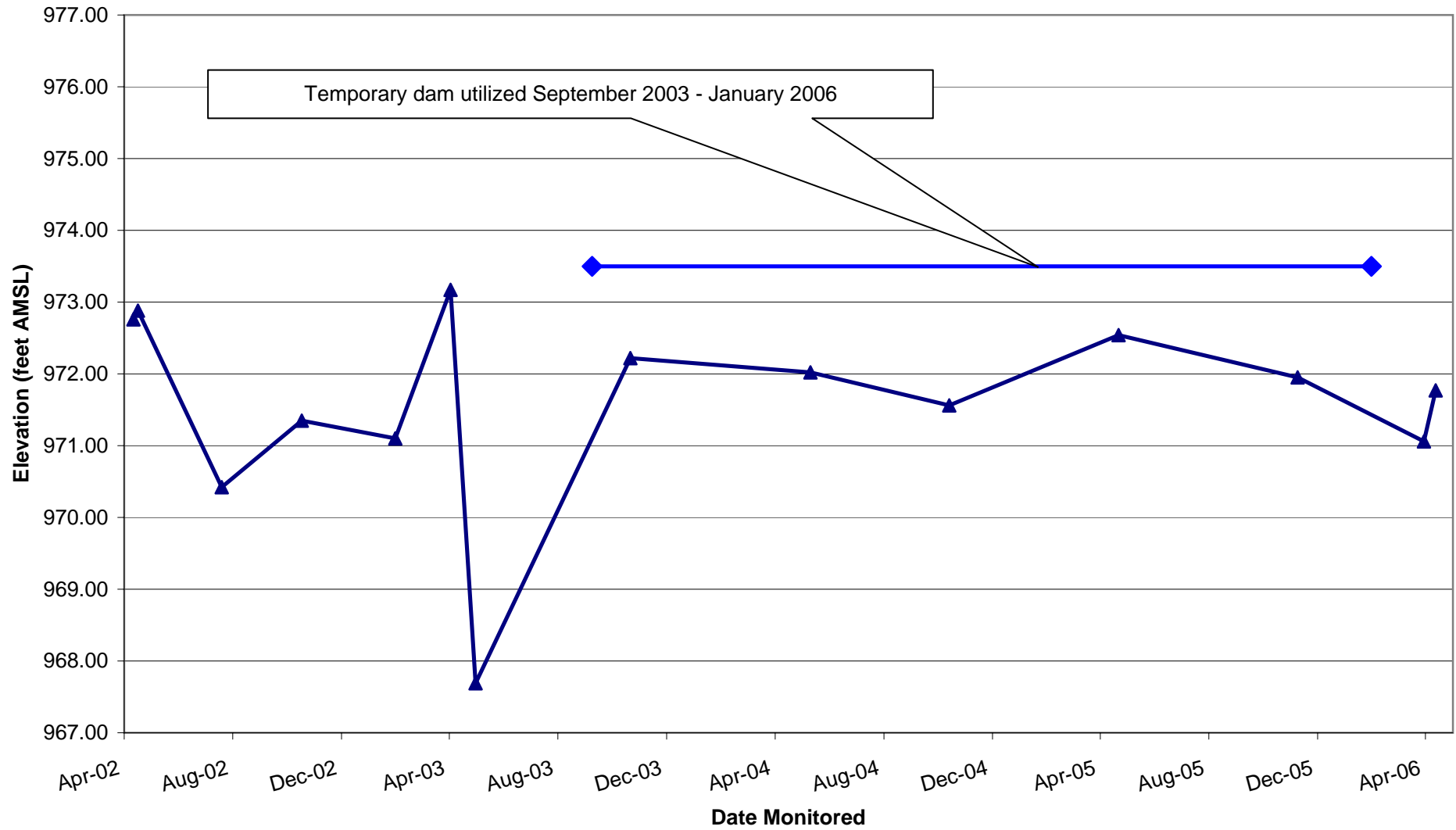
Groundwater Management Area 5  
Former Oxbow Area A  
General Electric Company - Pittsfield, Massachusetts

Historical Groundwater Elevations  
Well GMA5-4



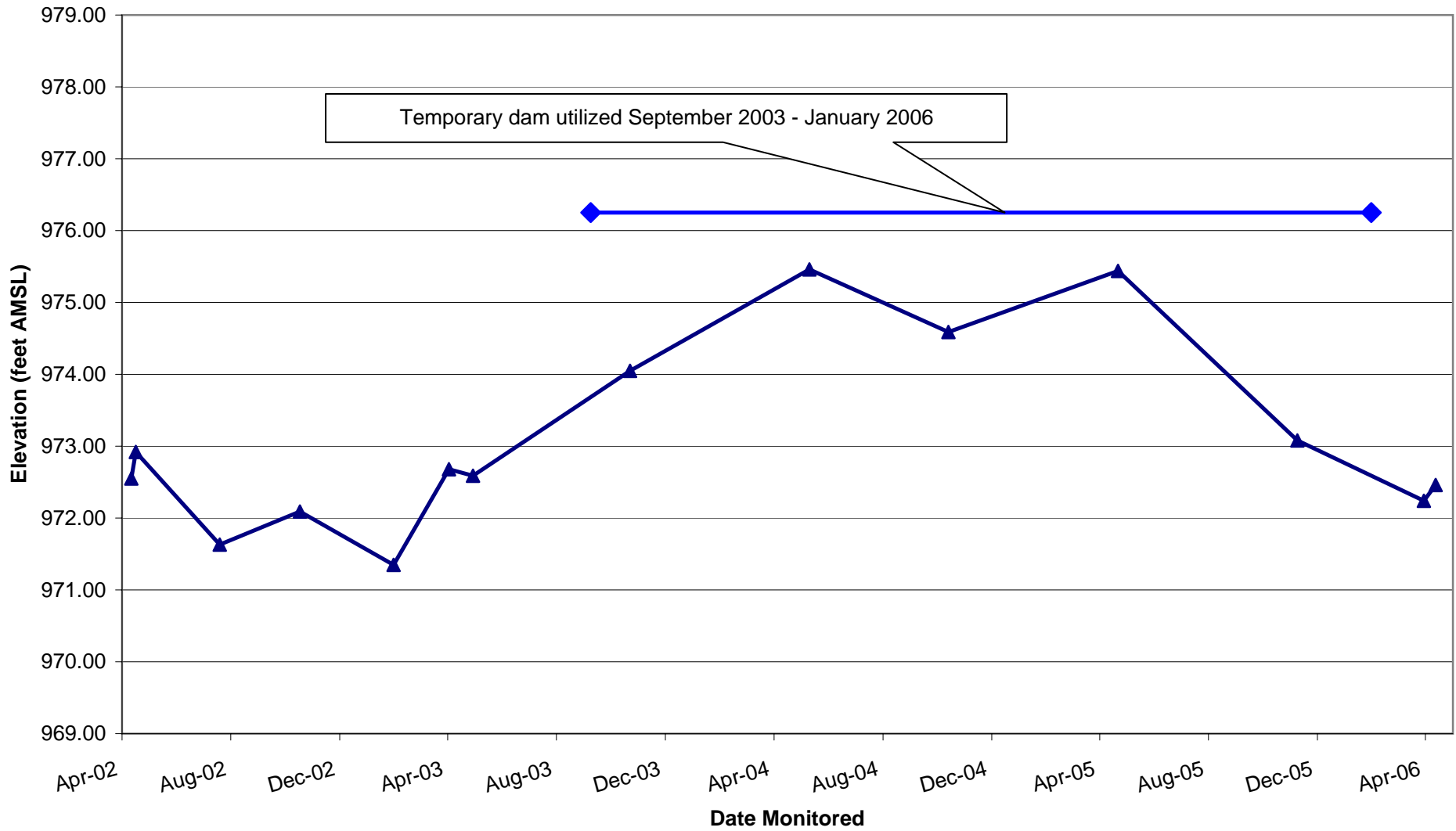
Groundwater Management Area 5  
Former Oxbow Area A  
General Electric Company - Pittsfield, Massachusetts

Historical Groundwater Elevations  
Well GMA5-7



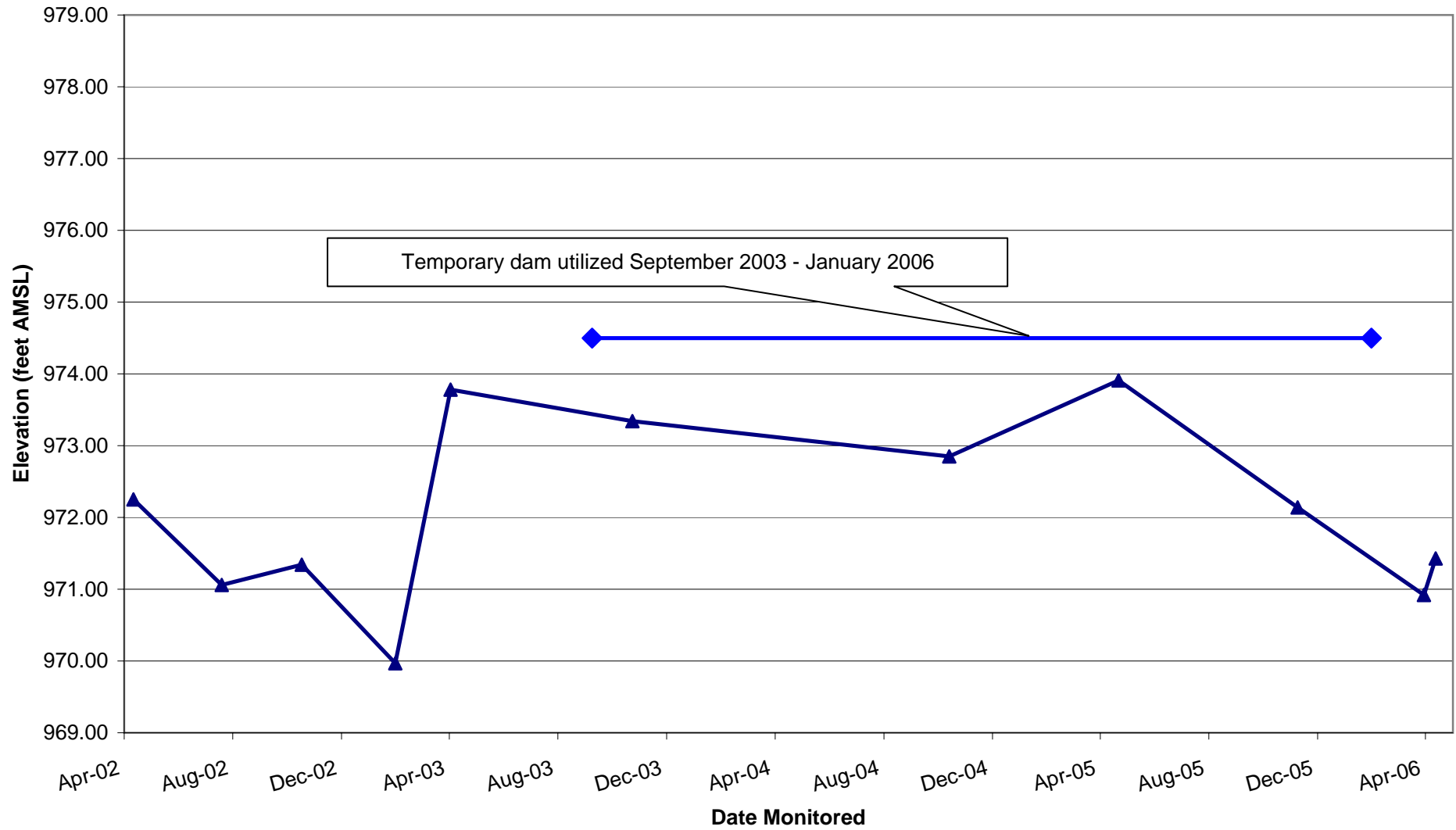
Groundwater Management Area 5  
Former Oxbow Area A  
General Electric Company - Pittsfield, Massachusetts

Historical Groundwater Elevations  
Well GMA5-8



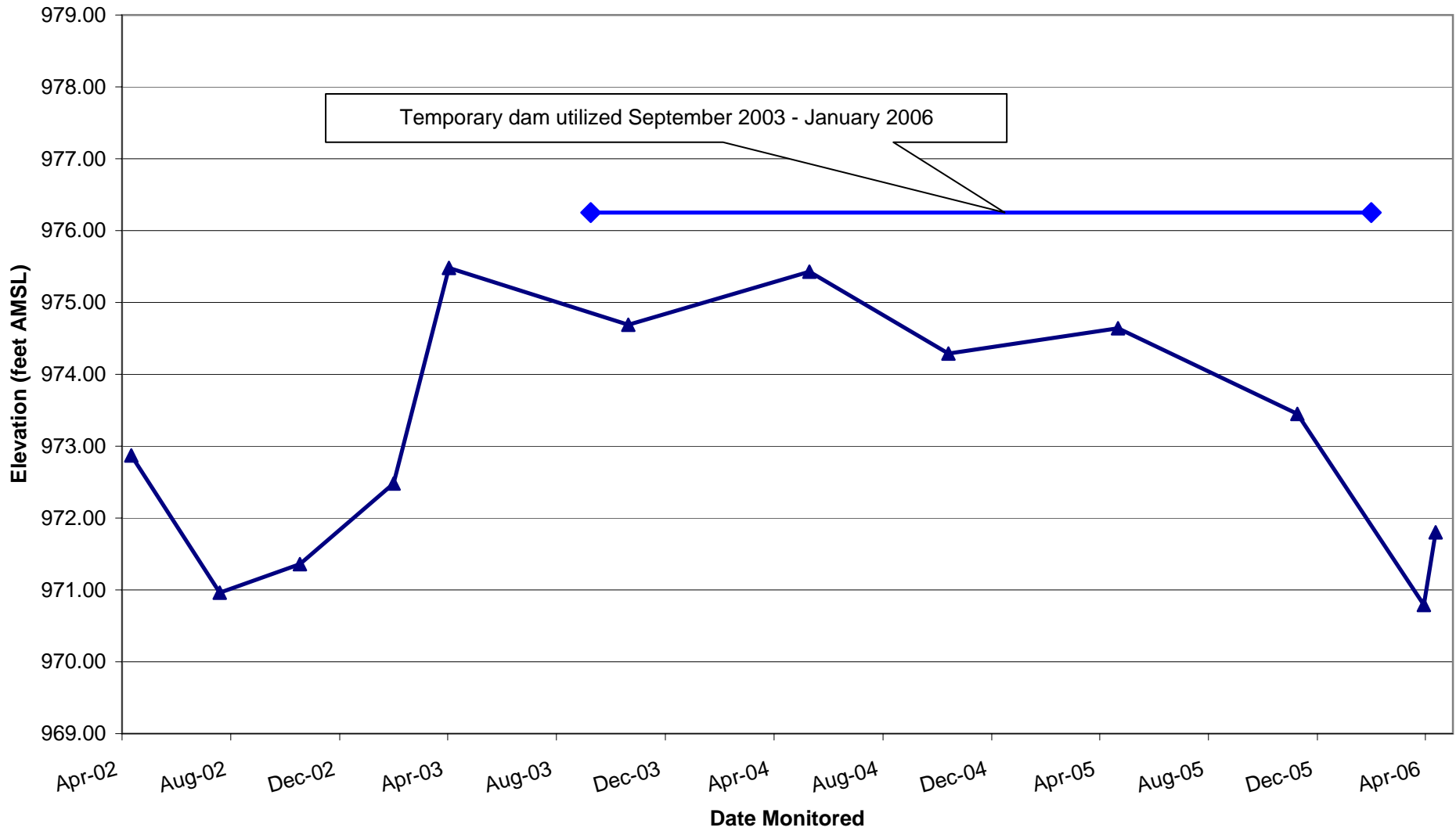
Groundwater Management Area 5  
Former Oxbow Area C  
General Electric Company - Pittsfield, Massachusetts

Historical Groundwater Elevations  
Well C-1



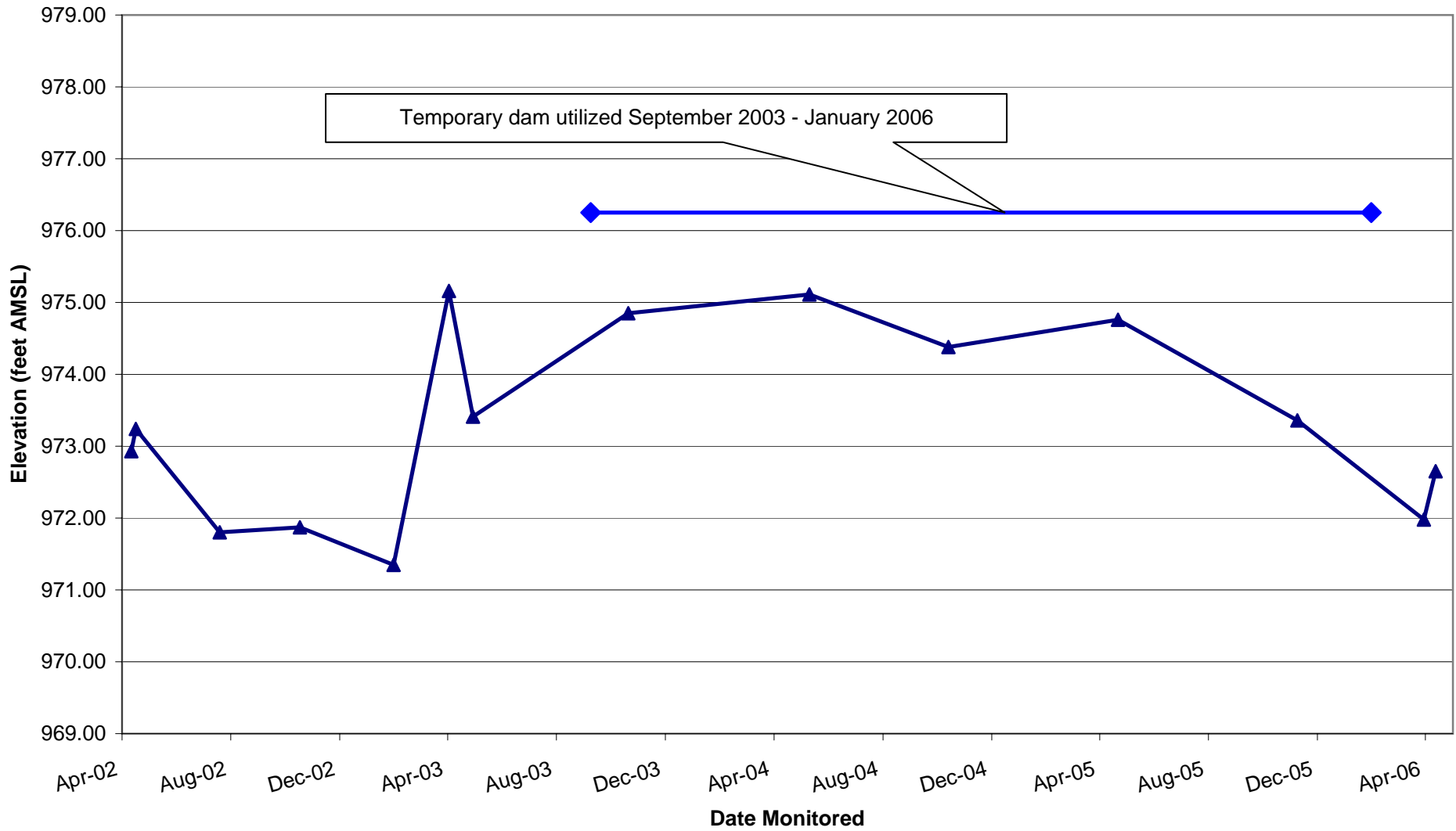
Groundwater Management Area 5  
Former Oxbow Area C  
General Electric Company - Pittsfield, Massachusetts

Historical Groundwater Elevations  
Well C-2



Groundwater Management Area 5  
Former Oxbow Area C  
General Electric Company - Pittsfield, Massachusetts

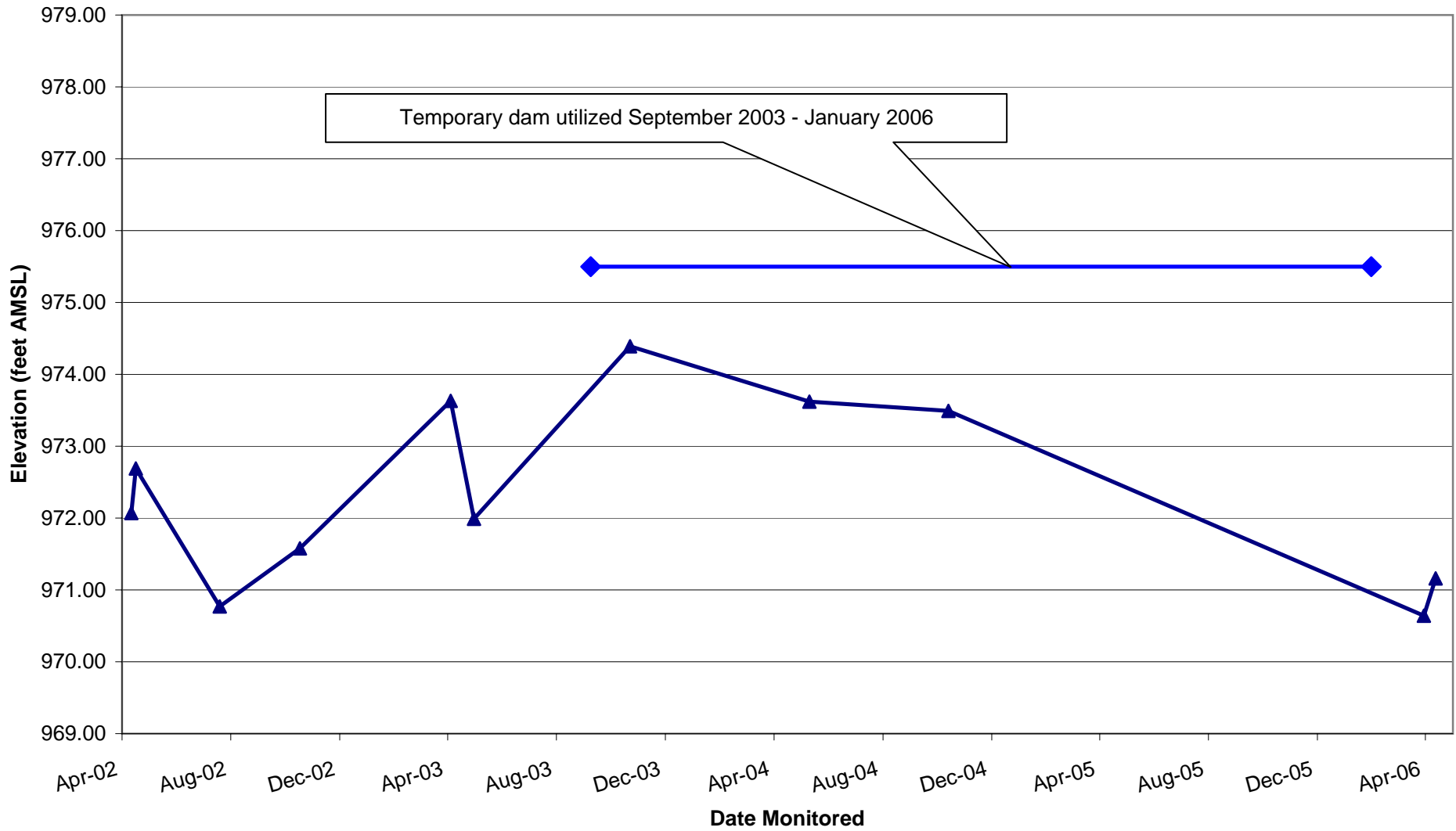
Historical Groundwater Elevations  
Well GMA5-2





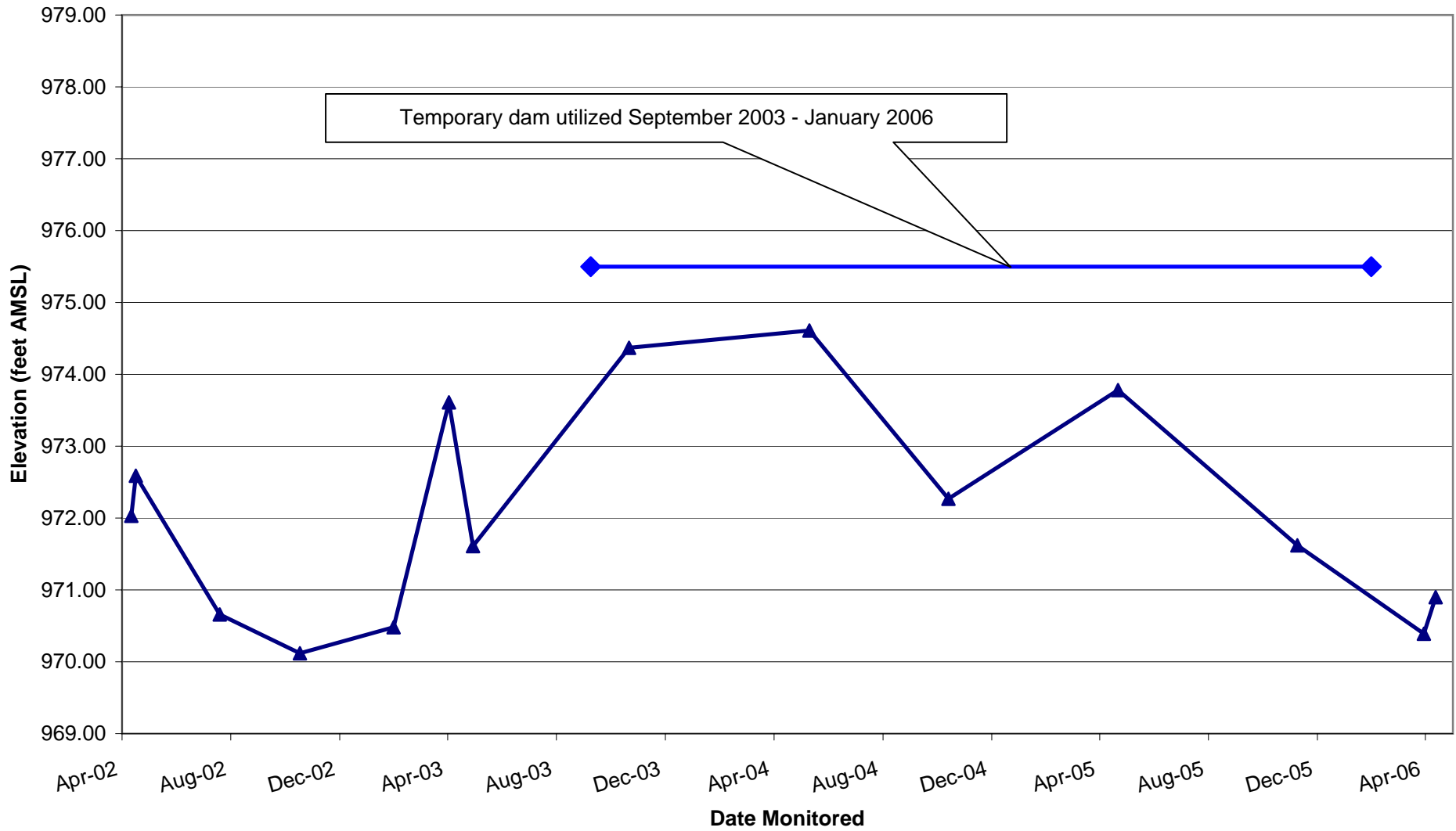
Groundwater Management Area 5  
Former Oxbow Area C  
General Electric Company - Pittsfield, Massachusetts

Historical Groundwater Elevations  
Well GMA5-5



Groundwater Management Area 5  
Former Oxbow Area C  
General Electric Company - Pittsfield, Massachusetts

Historical Groundwater Elevations  
Well GMA5-6



## *Appendix C*

---

# **Validated Groundwater Analytical Results – Spring 2006**

**TABLE C-1  
SPRING 2006 GROUNDWATER ANALYTICAL RESULTS**

**GROUNDWATER MANAGEMENT AREA 5  
GROUNDWATER QUALITY MONITORING INTERIM REPORT FOR SPRING 2006  
GENERAL ELECTRIC COMPANY - PITTSFIELD, MASSACHUSETTS  
(Results are presented in parts per million, ppm)**

| Parameter                   | Sample ID:<br>Date Collected: | GMA5-3<br>04/12/06          | GMA5-7<br>04/12/06 |
|-----------------------------|-------------------------------|-----------------------------|--------------------|
| <b>Volatile Organics</b>    |                               |                             |                    |
| 1,1,1,2-Tetrachloroethane   |                               | ND(0.0050) [ND(0.0050)]     | ND(0.0050)         |
| 1,1,1-Trichloroethane       |                               | ND(0.0050) [ND(0.0050)]     | ND(0.0050)         |
| 1,1,2,2-Tetrachloroethane   |                               | ND(0.0050) [ND(0.0050)]     | ND(0.0050)         |
| 1,1,2-Trichloroethane       |                               | ND(0.0050) [ND(0.0050)]     | ND(0.0050)         |
| 1,1-Dichloroethane          |                               | ND(0.0050) [ND(0.0050)]     | ND(0.0050)         |
| 1,1-Dichloroethene          |                               | ND(0.0010) [ND(0.0010)]     | ND(0.0010)         |
| 1,2,3-Trichloropropane      |                               | ND(0.0050) [ND(0.0050)]     | ND(0.0050)         |
| 1,2-Dibromo-3-chloropropane |                               | ND(0.0050) [ND(0.0050)]     | ND(0.0050)         |
| 1,2-Dibromoethane           |                               | ND(0.0010) [ND(0.0010)]     | ND(0.0010)         |
| 1,2-Dichloroethane          |                               | ND(0.0050) [ND(0.0050)]     | ND(0.0050)         |
| 1,2-Dichloropropane         |                               | ND(0.0050) [ND(0.0050)]     | ND(0.0050)         |
| 1,4-Dioxane                 |                               | ND(0.20) J [ND(0.20) J]     | ND(0.20) J         |
| 2-Butanone                  |                               | ND(0.010) [ND(0.010)]       | ND(0.010)          |
| 2-Chloro-1,3-butadiene      |                               | ND(0.0050) [ND(0.0050)]     | ND(0.0050)         |
| 2-Chloroethylvinylether     |                               | ND(0.0050) [ND(0.0050)]     | ND(0.0050)         |
| 2-Hexanone                  |                               | ND(0.010) [ND(0.010)]       | ND(0.010)          |
| 3-Chloropropene             |                               | ND(0.0050) [ND(0.0050)]     | ND(0.0050)         |
| 4-Methyl-2-pentanone        |                               | ND(0.010) [ND(0.010)]       | ND(0.010)          |
| Acetone                     |                               | ND(0.010) [ND(0.010)]       | ND(0.010)          |
| Acetonitrile                |                               | ND(0.10) J [ND(0.10) J]     | ND(0.10) J         |
| Acrolein                    |                               | ND(0.10) [ND(0.10)]         | ND(0.10)           |
| Acrylonitrile               |                               | ND(0.0050) [ND(0.0050)]     | ND(0.0050)         |
| Benzene                     |                               | ND(0.0050) [ND(0.0050)]     | ND(0.0050)         |
| Bromodichloromethane        |                               | ND(0.0050) [ND(0.0050)]     | ND(0.0050)         |
| Bromoform                   |                               | ND(0.0050) [ND(0.0050)]     | ND(0.0050)         |
| Bromomethane                |                               | ND(0.0020) [ND(0.0020)]     | ND(0.0020)         |
| Carbon Disulfide            |                               | ND(0.0050) [ND(0.0050)]     | ND(0.0050)         |
| Carbon Tetrachloride        |                               | ND(0.0050) [ND(0.0050)]     | ND(0.0050)         |
| Chlorobenzene               |                               | ND(0.0050) [ND(0.0050)]     | ND(0.0050)         |
| Chloroethane                |                               | ND(0.0050) [ND(0.0050)]     | ND(0.0050)         |
| Chloroform                  |                               | ND(0.0050) [ND(0.0050)]     | ND(0.0050)         |
| Chloromethane               |                               | ND(0.0050) [ND(0.0050)]     | ND(0.0050)         |
| cis-1,3-Dichloropropene     |                               | ND(0.0050) [ND(0.0050)]     | ND(0.0050)         |
| Dibromochloromethane        |                               | ND(0.0050) [ND(0.0050)]     | ND(0.0050)         |
| Dibromomethane              |                               | ND(0.0050) [ND(0.0050)]     | ND(0.0050)         |
| Dichlorodifluoromethane     |                               | ND(0.0050) [ND(0.0050)]     | ND(0.0050)         |
| Ethyl Methacrylate          |                               | ND(0.0050) [ND(0.0050)]     | ND(0.0050)         |
| Ethylbenzene                |                               | ND(0.0050) [ND(0.0050)]     | ND(0.0050)         |
| Iodomethane                 |                               | ND(0.0050) [ND(0.0050)]     | ND(0.0050)         |
| Isobutanol                  |                               | ND(0.10) [ND(0.10)]         | ND(0.10)           |
| Methacrylonitrile           |                               | ND(0.0050) [ND(0.0050)]     | ND(0.0050)         |
| Methyl Methacrylate         |                               | ND(0.0050) [ND(0.0050)]     | ND(0.0050)         |
| Methylene Chloride          |                               | ND(0.0050) [ND(0.0050)]     | ND(0.0050)         |
| Propionitrile               |                               | ND(0.010) [ND(0.010)]       | ND(0.010)          |
| Styrene                     |                               | ND(0.0050) [ND(0.0050)]     | ND(0.0050)         |
| Tetrachloroethene           |                               | ND(0.0020) [ND(0.0020)]     | 0.062              |
| Toluene                     |                               | ND(0.0050) [ND(0.0050)]     | ND(0.0050)         |
| trans-1,2-Dichloroethene    |                               | ND(0.0050) [ND(0.0050)]     | ND(0.0050)         |
| trans-1,3-Dichloropropene   |                               | ND(0.0050) [ND(0.0050)]     | ND(0.0050)         |
| trans-1,4-Dichloro-2-butene |                               | ND(0.0050) [ND(0.0050)]     | ND(0.0050)         |
| Trichloroethene             |                               | ND(0.0050) [ND(0.0050)]     | 0.0023 J           |
| Trichlorofluoromethane      |                               | ND(0.0050) J [ND(0.0050) J] | ND(0.0050) J       |
| Vinyl Acetate               |                               | ND(0.0050) [ND(0.0050)]     | ND(0.0050)         |
| Vinyl Chloride              |                               | ND(0.0020) [ND(0.0020)]     | ND(0.0020)         |
| Xylenes (total)             |                               | ND(0.010) [ND(0.010)]       | ND(0.010)          |
| Total VOCs                  |                               | ND(0.20) [ND(0.20)]         | 0.064 J            |

**TABLE C-1  
SPRING 2006 GROUNDWATER ANALYTICAL RESULTS**

**GROUNDWATER MANAGEMENT AREA 5  
GROUNDWATER QUALITY MONITORING INTERIM REPORT FOR SPRING 2006  
GENERAL ELECTRIC COMPANY - PITTSFIELD, MASSACHUSETTS  
(Results are presented in parts per million, ppm)**

| Parameter                    | Sample ID:<br>Date Collected: | GMA5-3<br>04/12/06      | GMA5-7<br>04/12/06 |
|------------------------------|-------------------------------|-------------------------|--------------------|
| <b>Semivolatile Organics</b> |                               |                         |                    |
| 1,2,4-Trichlorobenzene       |                               | ND(0.0050) [ND(0.0050)] | ND(0.0050)         |
| 1,2-Dichlorobenzene          |                               | ND(0.0050) [ND(0.0050)] | ND(0.0050)         |
| 1,3-Dichlorobenzene          |                               | ND(0.0050) [ND(0.0050)] | ND(0.0050)         |
| 1,4-Dichlorobenzene          |                               | ND(0.0050) [ND(0.0050)] | ND(0.0050)         |
| Naphthalene                  |                               | ND(0.0050) [ND(0.0050)] | ND(0.0050)         |

Notes:

1. Samples were collected by Blasland, Bouck & Lee, Inc., and submitted to SGS Environmental Services, Inc. for analysis of volatiles and selected semivolatiles.
2. Samples have been validated as per Field Sampling Plan/Quality Assurance Project Plan (FSP/QAPP), General Electric Company, Pittsfield, Massachusetts, Blasland, Bouck & Lee, Inc. (approved May 29, 2004 and resubmitted June 19, 2004).
3. ND - Analyte was not detected. The number in parenthesis is the associated detection limit.
4. Field duplicate sample results are presented in brackets.

Data Qualifiers:

Organics (volatiles, semivolatiles)

J - Indicates that the associated numerical value is an estimated concentration.

## *Appendix D*

---

# Historical Groundwater Data

# ***Historical Groundwater Data***

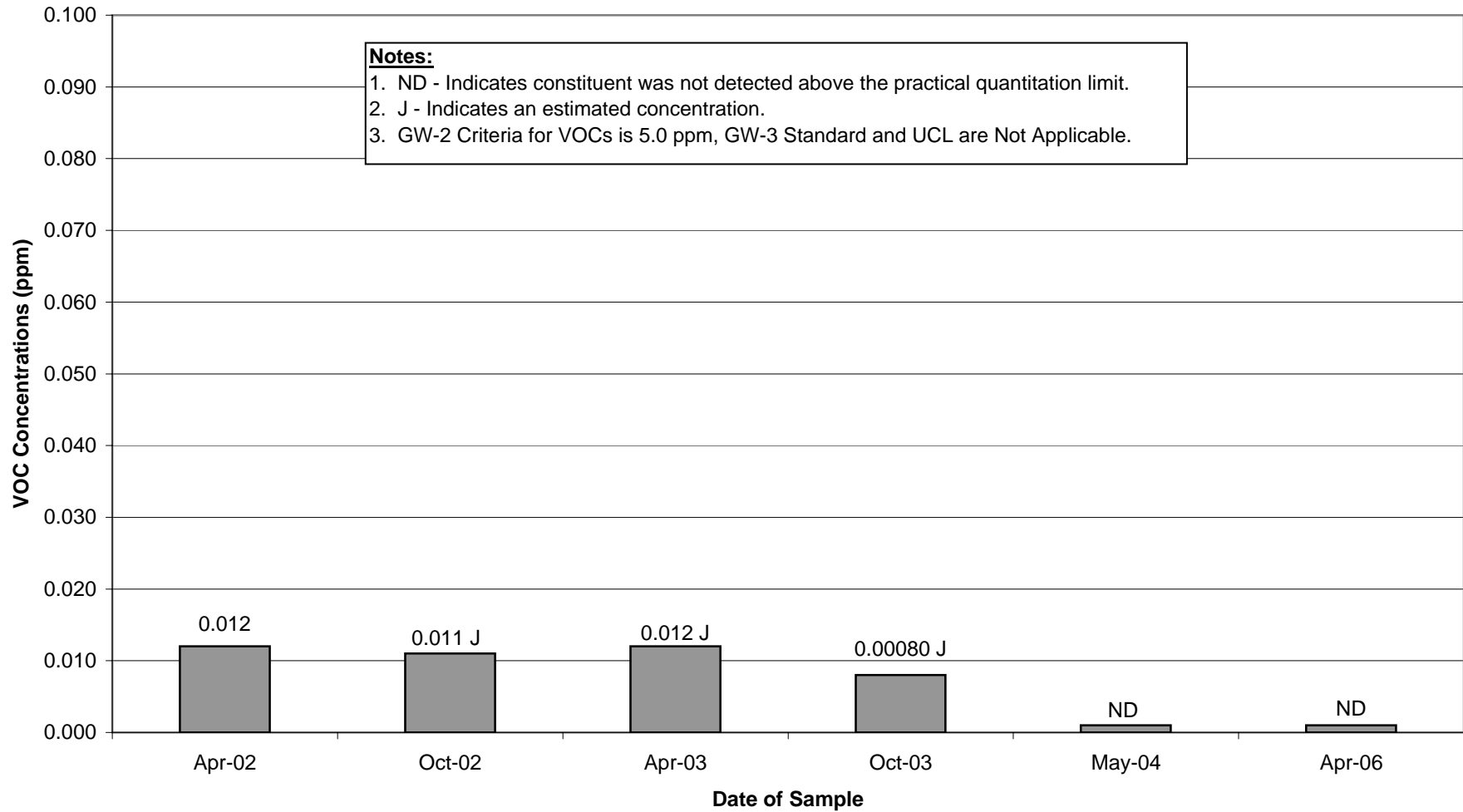
---

## **Total VOC Concentrations – Wells Sampled in Spring 2006**

## Appendix D

### Groundwater Management Area 5 General Electric Company Pittsfield, Massachusetts

#### Well GMA5-3 Historical VOC Concentrations

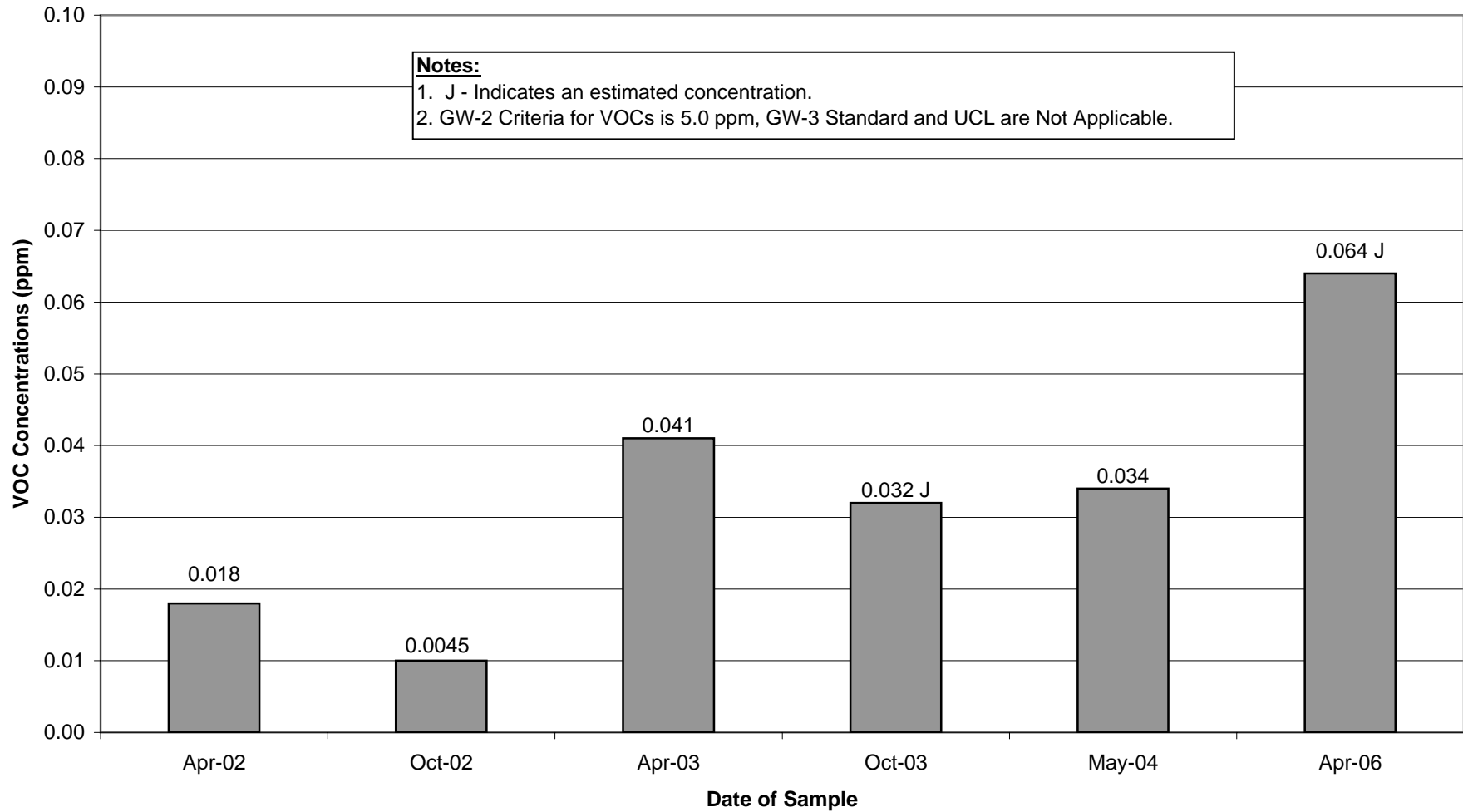




## Appendix D

### Groundwater Management Area 5 General Electric Company Pittsfield, Massachusetts

#### Well GMA5-7 Historical VOC Concentrations



# *Historical Groundwater Data*

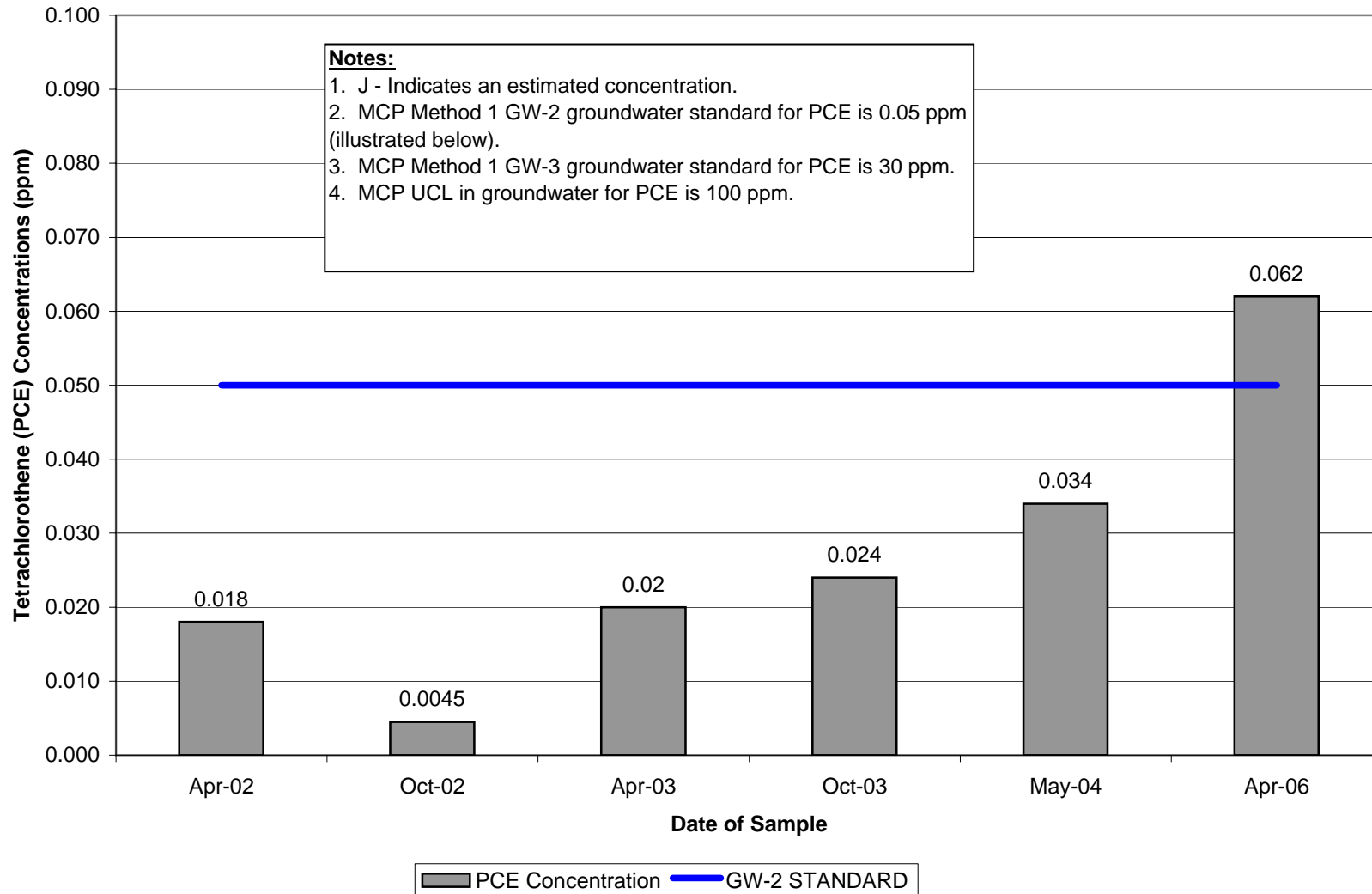
---

## **Tetrachlorethene Concentrations – Well GMA5-7**

## Appendix D

### Groundwater Management Area 5 General Electric Company Pittsfield, Massachusetts

#### Well GMA5-7 Historical Tetrachloroethene Concentrations



# *Historical Groundwater Data*

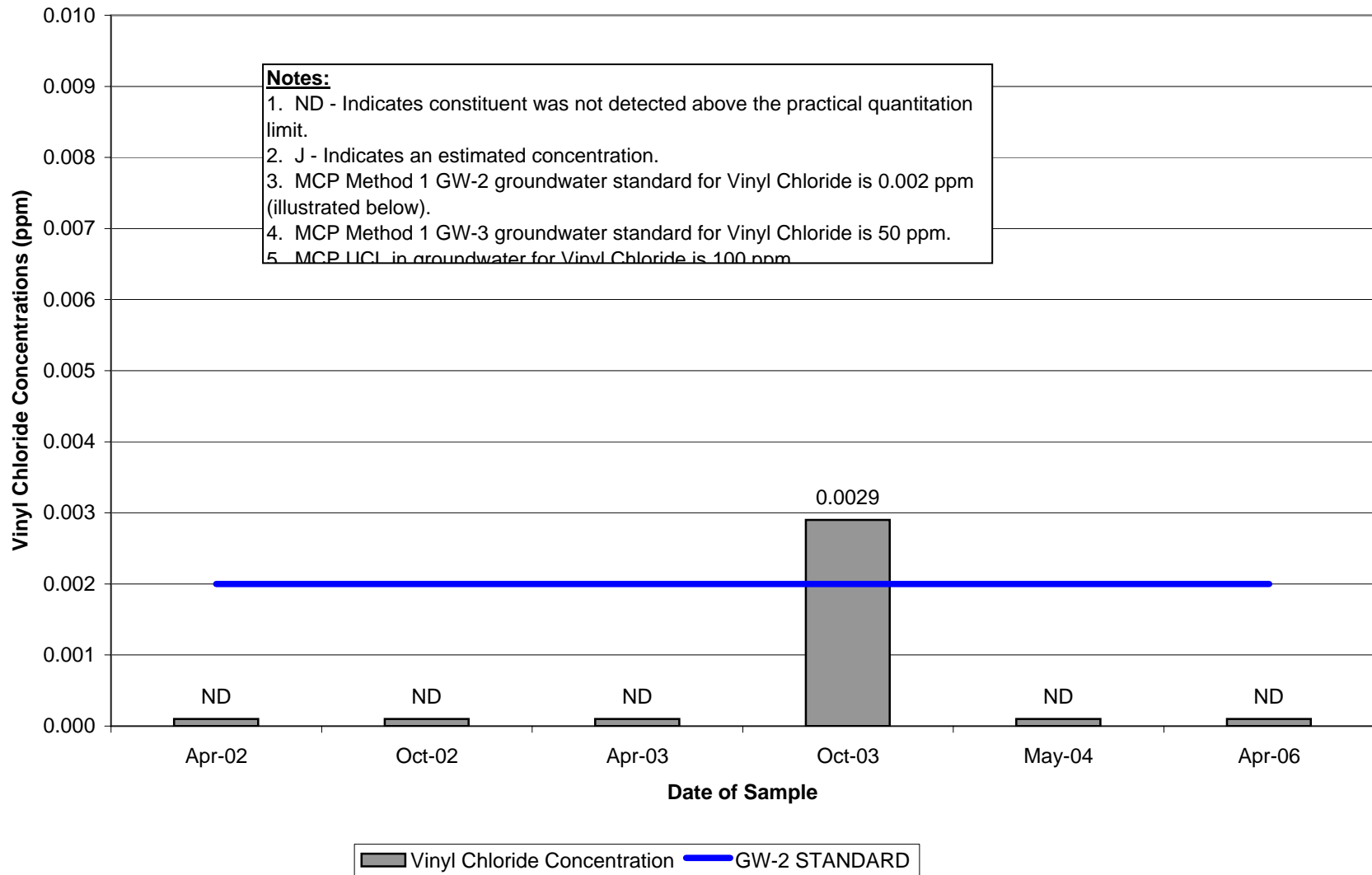
---

## **Vinyl Chloride Concentrations – Well GMA5-7**

## Appendix D

### Groundwater Management Area 5 General Electric Company Pittsfield, Massachusetts

#### Well GMA5-7 Historical Vinyl Chloride Concentrations



## *Appendix E*

---

# **Data Validation Report – Spring 2006**

**APPENDIX E**  
**GROUNDWATER SAMPLING DATA VALIDATION REPORT**  
**GROUNDWATER MANAGEMENT AREA 5 (GMA 5)**

**GENERAL ELECTRIC COMPANY**  
**PITTSFIELD, MASSACHUSETTS**

**1.0 General**

This attachment summarizes the Tier I and Tier II data reviews performed for groundwater samples collected during Remedial Investigation activities conducted at the Groundwater Management Area 5 located in Pittsfield, Massachusetts. The samples were analyzed for various constituents listed in Appendix IX of 40 CFR Part 264, plus one additional constituent -- 2-chloroethyl vinyl ether (hereafter referred to as Appendix IX+1), by SGS Environmental Services, Inc. (formerly CT&E) of Charleston, West Virginia. Data validation was performed for five volatile organic compound (VOC) samples.

**2.0 Data Evaluation Procedures**

This attachment outlines the applicable quality control criteria utilized during the data review process and any deviations from those criteria. The data review was conducted in accordance with the following documents:

- *Field Sampling Plan/Quality Assurance Project Plan, General Electric Company, Pittsfield, Massachusetts*, Blasland, Bouck & Lee, Inc. (BBL; FSP/QAPP, approved May 25, 2004 and resubmitted June 15, 2004);
- *Region I Tiered Organic and Inorganic Data Validation Guidelines*, USEPA Region I (July 1, 1993);
- *Region I Laboratory Data Validation Functional Guidelines for Evaluating Organics Analyses*, USEPA Region I (February 1, 1988) (Modified November 1, 1988); and
- *Region I Laboratory Data Validation Functional Guidelines for Evaluating Organics Analyses*, USEPA Region I (Draft, December 1996).

A tabulated summary of the Tier I and Tier II data evaluations is presented in Table E-1. Each sample subjected to evaluation is listed in Table E-1 to document that data review was performed, as well as present the highest level of data validation (Tier I or Tier II) that was applied. Samples that required data qualification are listed separately for each parameter (compound or analyte) that required qualification.

The following data qualifiers were used in this data evaluation.

- J The compound was positively identified, but the associated numerical value is an estimated concentration. This qualifier is used when the data evaluation procedure identifies a deficiency in the data generation process. This qualifier is also used when a compound is detected at an estimated concentration less than the corresponding practical quantitation limit (PQL).
- U The compound was analyzed for, but was not detected. The sample quantitation limit is presented and adjusted for dilution and (for solid samples only) percent moisture. Non-detect sample results are presented as ND(PQL) within this report and in Table E-1 for consistency with documents previously prepared for investigations conducted at this site.

- UJ The compound was not detected above the reported sample quantitation limit. However, the reported limit is estimated and may or may not represent the actual level of quantitation. Non-detect sample results that required qualification are presented as ND(PQL) J within this report and in Table E-1 for consistency with documents previously prepared for this investigation.
- R Indicates that the previously reported detection limit or sample result has been rejected due to a major deficiency in the data generation procedure. The data should not be used for any qualitative or quantitative purpose.

### **3.0 Data Validation Procedures**

The FSP/QAPP provides (in Section 7.5) that all analytical data will be validated to a Tier I level following the procedures presented in the *Region I Tiered Organic and Inorganic Data Validation Guidelines* (USEPA guidelines). Accordingly, 100% of the analytical data for these investigations were subjected to Tier I review. The Tier I review consisted of a completeness evidence audit, as outlined in the *USEPA Region I CSF Completeness Evidence Audit Program* (USEPA Region I, 7/31/91), to ensure that all laboratory data and documentation were present. In the event data packages were determined to be incomplete, the missing information was requested from the laboratory. Upon completion of the Tier I review, the data packages complied with the USEPA Region I Tier I data completeness requirements.

As specified in the FSP/QAPP, the laboratory sample delivery group package was randomly chosen to be subjected to Tier II review. A Tier II review was also performed to resolve data usability limitations identified from laboratory qualification of the data during the Tier I data review. The Tier II data review consisted of a review of all data package summary forms for identification of quality assurance/quality control (QA/QC) deviations and qualification of the data according to the Region I Data Validation Functional Guidelines. The Tier II review resulted in the qualification of data for several samples due to minor QA/QC deficiencies. Additionally, all field duplicates were examined for relative percent difference (RPD) compliance with the criteria specified in the FSP/QAPP. A tabulated summary of the samples subjected to Tier I and Tier II data evaluation is presented in the following table.

**Summary of Samples Subjected to Tier I and Tier II Data Validation**

| Parameter    | Tier I Only |            |          | Tier I & Tier II |            |          | Total    |
|--------------|-------------|------------|----------|------------------|------------|----------|----------|
|              | Samples     | Duplicates | Blanks   | Samples          | Duplicates | Blanks   |          |
| VOCs         | 0           | 0          | 0        | 2                | 1          | 2        | 5        |
| <b>Total</b> | <b>0</b>    | <b>0</b>   | <b>0</b> | <b>2</b>         | <b>1</b>   | <b>2</b> | <b>5</b> |

When qualification of the sample data was required, the sample results associated with a QA/QC parameter deviation were qualified in accordance with the procedures outlined in USEPA Region I data validation guidance documents. When the data validation process identified several quality control deficiencies, the cumulative effect of the various deficiencies was employed in assigning the final data qualifier. A summary of the QA/QC parameter deviations that resulted in data qualification is presented below for each analytical method.



#### **4.0 Data Review**

Continuing calibration criterion for VOCs requires that the continuing calibration RRF have a value greater than 0.05. Sample data for detect and non-detect compounds with RRF values greater than 0.05 were qualified as estimated (J). The compounds that exceeded continuing calibration criterion and the number of samples qualified due to those exceedences are presented in the following table.

**Compounds Qualified Due to Continuing Calibration Deviations (RRF)**

| Analysis | Compound     | Number of Affected Samples | Qualification |
|----------|--------------|----------------------------|---------------|
| VOCs     | 1,4-Dioxane  | 5                          | J             |
|          | Acetonitrile | 5                          | J             |

Several of the organic compounds (including the compounds presented in the above tables detailing RRF deviations) exhibit instrument response factors (RFs) below the USEPA Region I minimum value of 0.05, but meet the analytical method criterion which does not specify minimum RFs for these compounds. These compounds were analyzed by the laboratory at a higher concentration than the compounds that normally exhibit RFs greater than the USEPA Region I minimum value of 0.05 in an effort to demonstrate acceptable response. USEPA Region I guidelines state that non-detect compound results associated with a RF less than the minimum value of 0.05 are to be rejected (R). However, in the case of these select organic compounds, the RF is an inherent problem with the current analytical methodology; therefore, the non-detect sample results were qualified as estimated (J).

The continuing calibration criterion requires that the percent difference (%D) between the initial calibration RRF and the continuing calibration RRF for VOCs be less than 25%. Sample data for detect and non-detect compounds with %D values that exceeded the continuing calibration criteria were qualified as estimated (J). A summary of the compound that exceeded the continuing calibration criterion and the number of samples qualified due to those deviations are presented in the following table.

**Compound Qualified Due to Continuing Calibration of %D Values**

| Analysis | Compound               | Number of Affected Samples | Qualification |
|----------|------------------------|----------------------------|---------------|
| VOCs     | Trichlorofluoromethane | 5                          | J             |

#### **5.0 Overall Data Usability**

This section summarizes the analytical data in terms of its completeness and usability for site characterization purposes. Data completeness is defined as the percentage of sample results that have been determined to be usable during the data validation process. The percent usability calculation included analyses evaluated under both the Tier I and Tier II data validation reviews. Data completeness with respect to usability was calculated separately for inorganic and each of the organic analysis. The percent usability calculation also includes quality control samples collected to aid in the evaluation of data usability. Therefore, field/equipment blank, trip blank, and field duplicate data determined to be unusable as a result of the validation process are represented in the percent usability value tabulated in the following table.

**Data Usability**

| Parameter | Percent Usability | Rejected Data |
|-----------|-------------------|---------------|
| VOCs      | 100               | None          |

The data package completeness, as determined from the Tier I data review, was used in combination with the data quality deviations identified during the Tier II data review to determine overall data quality. As specified in the FSP/QAPP, the overall precision, accuracy, representativeness, comparability, and completeness (PARCC) parameters determined from the Tier I and Tier II data reviews were used as indicators of overall data quality. These parameters were assessed through an evaluation of the results of the field and laboratory QA/QC sample analyses to provide a measure of compliance of the analytical data with the Data Quality Objectives (DQOs) specified in the FSP/QAPP. Therefore, the following sections present summaries of the PARCC parameters assessment with regard to the DQOs specified in the FSP/QAPP.

### **5.1 Precision**

Precision measures the reproducibility of measurements under a given set of conditions. Specifically, it is a quantitative measure of the variability of a group of measurements compared to their average value. For this investigation, precision was defined as the RPD between duplicate sample results. The duplicate samples used to evaluate precision included field duplicates and MS/MSD samples. None of the data required qualification due to field duplicate or MS/MSD RPD deviations.

### **5.2 Accuracy**

Accuracy measures the bias in an analytical system or the degree of agreement of a measurement with a known reference value. For this investigation, accuracy was defined as the percent recovery of QA/QC samples that were spiked with a known concentration of an analyte or compound of interest. The QA/QC samples used to evaluate analytical accuracy included instrument calibration, internal standards, Laboratory Control Standards (LCSs), MS/MSD samples, and surrogate compound recoveries. For this analytical program, 5.5% of the data required qualification due to instrument calibration deviations. None of the data required qualification due to internal standards, LCS recovery, MS/MSD recovery or surrogate compound recovery deviations.

### **5.3 Representativeness**

Representativeness expresses the degree to which sample data accurately and precisely represents a characteristic of a population, parameter variations at a sampling point, or an environmental condition. Representativeness is a qualitative parameter, which is most concerned with the proper design of the sampling program. The representativeness criterion is best satisfied by making certain that sampling locations are selected properly and a sufficient number of samples are collected. This parameter has been addressed by collecting samples at locations specified in MDEP-approved work plans, and by following the procedures for sample collection/analyses that were described in the FSP/QAPP. Additionally, the analytical program used procedures consistent with USEPA-approved analytical methodology. A QA/QC parameter that is an indicator of the representativeness of a sample is holding time. Holding time criteria are established to maintain the samples in a state that is representative of the in-situ field conditions before analysis. None of the data required qualification due to holding time deviations.

## **5.4 Comparability**

Comparability is a qualitative parameter expressing the confidence with which one data set can be compared with another. This goal was achieved through the use of the standardized techniques for sample collection and analysis presented in the FSP/QAPP. The USEPA SW-846<sup>1</sup> analytical methods presented in the FSP/QAPP are updated on occasion by the USEPA to benefit from recent technological advancements in analytical chemistry and instrumentation. In most cases, the method upgrades include the incorporation of new technology that improves the sensitivity and stability of the instrumentation or allows the laboratory to increase throughput without hindering accuracy and precision. Overall, the analytical methods for this investigation have remained consistent in their general approach through continued use of the basic analytical techniques (e.g., sample extraction/preparation, instrument calibration, QA/QC procedures). Through this use of consistent base analytical procedures and by requiring that updated procedures meet the QA/QC criteria specified in the FSP/QAPP, the analytical data from past, present, and future sampling events will be comparable to allow for qualitative and quantitative assessment of site conditions.

## **5.5 Completeness**

Completeness is defined as the percentage of measurements that are judged to be valid or usable to meet the prescribed DQOs. The completeness criterion is essentially the same for all data uses -- the generation of a sufficient amount of valid data. This analytical data set had an overall usability of 100%.

---

<sup>1</sup> Test Methods for evaluating Solid Waste, SW-846, USEPA, Final Update III, December 1996.

TABLE E - 1  
ANALYTICAL DATA VALIDATION SUMMARY - SPRING 2006


GROUNDWATER MANAGEMENT AREA 5  
GROUNDWATER QUALITY MONITORING INTERIM REPORT FOR SPRING 2006  
GENERAL ELECTRIC COMPANY - PITTSFIELD, MASSACHUSETTS  
(Results are presented in parts per million, ppm)

| Sample Delivery Group No. | Sample ID  | Date Collected | Matrix | Validation Level | Qualification | Compound               | QA/QC Parameter | Value | Control Limits | Qualified Result | Notes  |
|---------------------------|------------|----------------|--------|------------------|---------------|------------------------|-----------------|-------|----------------|------------------|--------|
| <b>VOCs</b>               |            |                |        |                  |               |                        |                 |       |                |                  |        |
| 6DOP126                   | GMA-DUP-2  | 4/12/2006      | Water  | Tier II          | Yes           | 1,4-Dioxane            | CCAL RRF        | 0.003 | >0.05          | ND(0.20) J       | GMA5-3 |
|                           |            |                |        |                  |               | Acetonitrile           | CCAL RRF        | 0.033 | >0.05          | ND(0.10) J       |        |
|                           |            |                |        |                  |               | Trichlorofluoromethane | CCAL %D         | 26.2% | <25%           | ND(0.0050) J     |        |
| 6DOP126                   | GMA5-3     | 4/12/2006      | Water  | Tier II          | Yes           | 1,4-Dioxane            | CCAL RRF        | 0.003 | >0.05          | ND(0.20) J       |        |
|                           |            |                |        |                  |               | Acetonitrile           | CCAL RRF        | 0.033 | >0.05          | ND(0.10) J       |        |
|                           |            |                |        |                  |               | Trichlorofluoromethane | CCAL %D         | 26.2% | <25%           | ND(0.0050) J     |        |
| 6DOP126                   | GMA5-7     | 4/12/2006      | Water  | Tier II          | Yes           | 1,4-Dioxane            | CCAL RRF        | 0.003 | >0.05          | ND(0.20) J       |        |
|                           |            |                |        |                  |               | Acetonitrile           | CCAL RRF        | 0.033 | >0.05          | ND(0.10) J       |        |
|                           |            |                |        |                  |               | Trichlorofluoromethane | CCAL %D         | 26.2% | <25%           | ND(0.0050) J     |        |
| 6DOP126                   | GMA-5-RB-1 | 4/13/2006      | Water  | Tier II          | Yes           | 1,4-Dioxane            | CCAL RRF        | 0.003 | >0.05          | ND(0.20) J       |        |
|                           |            |                |        |                  |               | Acetonitrile           | CCAL RRF        | 0.033 | >0.05          | ND(0.10) J       |        |
|                           |            |                |        |                  |               | Trichlorofluoromethane | CCAL %D         | 26.2% | <25%           | ND(0.0050) J     |        |
| 6DOP126                   | TRIP BLANK | 4/13/2006      | Water  | Tier II          | Yes           | 1,4-Dioxane            | CCAL RRF        | 0.003 | >0.05          | ND(0.20) J       |        |
|                           |            |                |        |                  |               | Acetonitrile           | CCAL RRF        | 0.033 | >0.05          | ND(0.10) J       |        |
|                           |            |                |        |                  |               | Trichlorofluoromethane | CCAL %D         | 26.2% | <25%           | ND(0.0050) J     |        |

## *Appendix F*

---

# **Monitoring Results for Adjacent MCP Disposal Site**



# REMEDY OPERATION STATUS REPORT

[May 7, 2005 - October 6, 2005]

Former Mobil Service Station #01-ECQ  
83-89 Elm Street  
Pittsfield, MA  
Release Tracking Number 1-00539  
Tier 1B Permit Number 78741

*Prepared for:*

Mr. David J. Baker  
EXXONMOBIL OIL CORPORATION  
52 Beacham Street  
Suite 211  
Everett, MA 02149-5226

*Prepared by:*

GROUNDWATER & ENVIRONMENTAL SERVICES, INC.  
425B Hayden Station Road  
Windsor, CT 06095

December 19, 2005

Written by:

Melissa D. Davis  
Staff Environmental Scientist

Reviewed by:

Leni-Sarah Boucher  
Project Manager

Approved by:

Herbert E. Woike, LSP  
Senior Project Manager

Table 2

## SUMMARY OF GROUNDWATER PUMP &amp; TREAT SYSTEM DATA

Former Mobil Service Station #01-ECQ

83-89 Elm Street

Pittsfield, MA

| DATE        | Days In Operation in Period | Up/Down on Arrival | Uptime percent | Gallons Treated this Period | Average Flow Rate (gpm) | Influent VOC (µg/L) | Air Stripper       |                       |                 | Total Hydrocarbons Removed |                       |                       |                         |                                 |
|-------------|-----------------------------|--------------------|----------------|-----------------------------|-------------------------|---------------------|--------------------|-----------------------|-----------------|----------------------------|-----------------------|-----------------------|-------------------------|---------------------------------|
|             |                             |                    |                |                             |                         |                     | Effluent VOC (ppm) | stripper inf flow(8") | Air Flow (scfm) | Dissolved VOC (lb)         | NAPL Bailed (gallons) | Total per Period (lb) | Cumulative Removed (lb) | Cumulative Equivalent (gallons) |
| 19-Jul-04   | Start up                    | D (4)              | 50%            | 0                           | 0.0                     | 14,868.0            | 0                  | 1000                  | 349             | 0.00                       | 0.0                   | 0.0                   | 0.00                    | 0.00                            |
| 26-Jul-04   | 7                           | D (4)              | 50%            | 27,300                      | 2.7                     | 14,868.0            | 24.3               | 950                   | 332             | 13.93                      | 1.0                   | 20.5                  | 20.48                   | 3.13                            |
| 04-Aug-04 @ | 2                           | D (2)              | 50%            | 24,400                      | 8.5                     | 4,418.0             | 121                | 900                   | 314             | 17.99                      | 0.0                   | 18.0                  | 38.48                   | 5.87                            |
| 13-Aug-04   | 9                           | U                  | 100%           | 133,700                     | 10.3                    | 4,418.0             | 6.4                | 750                   | 262             | 65.08                      | 3.0                   | 84.7                  | 123.21                  | 18.81                           |
| 23-Aug-04   | 10                          | D (2)              | 50%            | 11,419                      | 0.8                     | 4,418.0             | 0.0                | 1250                  | 436             | 4.49                       | 2.5                   | 20.9                  | 144.07                  | 22.00                           |
| 02-Sep-04   | 10                          | U                  | 100%           | 87,124                      | 6.1                     | 1,858.2             | 5.5                | 750                   | 262             | 4.85                       | 12.5                  | 86.7                  | 230.80                  | 35.24                           |
| 13-Sep-04   | 11                          | U                  | 100%           | 5,797                       | 0.4                     | 1,858.2             | 76.4               | 750                   | 262             | 43.06                      | 8.8                   | 100.7                 | 331.50                  | 50.61                           |
| 27-Sep-04   | 14                          | U                  | 100%           | 64,960                      | 3.2                     | 1,745.1             | 0.0                | 750                   | 262             | 51.96                      | 16.0                  | 156.8                 | 488.26                  | 74.54                           |
| 04-Oct-04   | 7                           | U                  | 100%           | 95,980                      | 9.5                     | 1,745.1             | 17.8               | 1400                  | 489             | 23.58                      | 2.5                   | 40.0                  | 528.21                  | 80.64                           |
| 11-Oct-04   | 7                           | U                  | 100%           | 43,620                      | 4.3                     | 545.0               | 0.0                | 500                   | 175             | 0.20                       | 7.8                   | 51.0                  | 579.17                  | 88.42                           |
| 25-Oct-04   | 14                          | U                  | 100%           | 10,880                      | 0.5                     | 545.0               | 1.7                | NA                    | 524             | 4.59                       | 3.1                   | 24.9                  | 604.07                  | 92.22                           |
| 05-Nov-04   | 11                          | U                  | 100%           | 208,305                     | 13.2                    | 495.1               | 20.7               | NA                    | 436             | 37.06                      | 0.0                   | 37.1                  | 641.13                  | 97.88                           |
| 08-Nov-04   | 3                           | U                  | 100%           | 95,015                      | 22.0                    | 495.1               | 3.5                | NA                    | 244             | 1.33                       | 0.0                   | 1.3                   | 642.46                  | 98.09                           |
| 15-Nov-04   | 7                           | U                  | 100%           | 95,700                      | 9.5                     | 495.1               | 51.9               | NA                    | 244             | 32.74                      | 0.0                   | 32.7                  | 675.20                  | 103.08                          |
| 22-Nov-04   | 7                           | U                  | 100%           | 86,890                      | 8.6                     | 1,404.8             | 0.0                | NA                    | 209             | 1.02                       | 0.0                   | 1.0                   | 676.22                  | 103.24                          |
| 29-Nov-04   | 7                           | U                  | 100%           | 72,495                      | 7.2                     | 1,404.8             | 0.0                | NA                    | 349             | 0.85                       | 0.0                   | 0.8                   | 677.07                  | 103.37                          |
| 06-Dec-04   | 7                           | D (4)              | 50%            | 38,046                      | 3.8                     | 2,254.5             | 4.9                | NA                    | 436             | 6.17                       | 0.0                   | 6.2                   | 683.23                  | 104.31                          |
| 13-Dec-04   | 7                           | U                  | 100%           | 63,006                      | 6.3                     | 2,254.5             | 0.0                | NA                    | 436             | 1.18                       | 0.0                   | 1.2                   | 684.42                  | 104.49                          |
| 21-Dec-04   | 8                           | D (6)              | 50%            | 85,263                      | 7.4                     | 2,254.5             | 110.0              | NA                    | 244             | 79.95                      | 0.0                   | 80.0                  | 764.37                  | 116.70                          |
| 27-Dec-04   | 6                           | U                  | 100%           | 136,590                     | 15.8                    | 2,254.5             | 2.3                | NA                    | 349             | 4.32                       | 5.8                   | 42.0                  | 806.35                  | 123.11                          |
| 03-Jan-05   | 7                           | U                  | 100%           | 114,310                     | 11.3                    | 2,078.2             | 36.8               | NA                    | 157             | 16.72                      | 0.0                   | 16.7                  | 823.08                  | 125.66                          |
| 10-Jan-05   | 7                           | D (7)              | 50%            | 112,100                     | 11.1                    | 2,078.2             | 40.2               | NA                    | 157             | 18.05                      | 0.5                   | 21.0                  | 844.08                  | 128.87                          |
| 18-Jan-05   | 8                           | D (6)              | 50%            | 23,579                      | 2.0                     | 2,078.2             | 22.1               | NA                    | 349             | 22.90                      | 0.0                   | 22.9                  | 866.97                  | 132.36                          |
| 24-Jan-05   | 6                           | U                  | 100%           | 88,143                      | 10.2                    | 2,078.2             | 7.2                | NA                    | 524             | 9.77                       | 0.0                   | 9.8                   | 876.74                  | 133.85                          |
| 31-Jan-05   | 7                           | D (8)              | 50%            | 68,651                      | 6.8                     | 2,078.2             | 16.8               | NA                    | 314             | 14.65                      | 3.3                   | 35.9                  | 912.68                  | 139.34                          |
| 09-Feb-05   | 9                           | U                  | 100%           | 129,727                     | 10.0                    | 2,078.2             | 52.8               | NA                    | 157             | 29.45                      | 0.0                   | 29.4                  | 942.13                  | 143.84                          |
| 14-Feb-05   | 5                           | U                  | 100%           | 128,700                     | 17.9                    | 2,078.2             | 7.1                | NA                    | 209             | 4.94                       | 2.3                   | 19.7                  | 961.80                  | 146.84                          |
| 21-Feb-05   | 7                           | D (8)              | 50%            | 146,781                     | 14.6                    | 675.3               | 35.2               | NA                    | 209             | 19.63                      | 0.0                   | 19.6                  | 981.43                  | 149.84                          |

Table 2

## SUMMARY OF GROUNDWATER PUMP &amp; TREAT SYSTEM DATA

Former Mobil Service Station #01-ECQ  
83-89 Elm Street  
Pittsfield, MA

| DATE      | Days in Operation in Period | Up/Down on Arrival | Uptime percent | Gallons Treated this Period | Average Flow Rate (gpm) | Influent VOC (µg/L) | Air Stripper       |                        |                 | Total Hydrocarbons Removed |                       |                       |                         |                                 |
|-----------|-----------------------------|--------------------|----------------|-----------------------------|-------------------------|---------------------|--------------------|------------------------|-----------------|----------------------------|-----------------------|-----------------------|-------------------------|---------------------------------|
|           |                             |                    |                |                             |                         |                     | Effluent VOC (ppm) | stripper inf. flow(8") | Air Flow (scfm) | Dissolved VOC (lb)         | NAPL Balled (gallons) | Total per Period (lb) | Cumulative Removed (lb) | Cumulative Equivalent (gallons) |
| 28-Feb-05 | 7                           | D (8)              | 50%            | 144,670                     | 14.4                    | 675.3               | 21.8               | NA                     | 314             | 18.28                      | 9.0                   | 77.2                  | 1058.67                 | 161.63                          |
| 09-Mar-05 | 9                           | U                  | 100%           | 83,949                      | 6.5                     | 532.4               | 25.1               | NA                     | 175             | 14.74                      | 0.0                   | 14.7                  | 1073.40                 | 163.88                          |
| 14-Mar-05 | 5                           | U                  | 100%           | 115,475                     | 16.0                    | 532.4               | 22.7               | NA                     | 332             | 14.23                      | 0.0                   | 14.2                  | 1087.63                 | 166.05                          |
| 22-Mar-05 | 8                           | D (9)              | 50%            | 33,446                      | 2.9                     | 532.4               | 5.0                | NA                     | 314             | 4.73                       | 0.0                   | 4.7                   | 1092.36                 | 166.77                          |
| 28-Mar-05 | 6                           | U                  | 100%           | 26,279                      | 3.0                     | 532.4               | 45.0               | NA                     | 140             | 13.85                      | 2.6                   | 30.9                  | 1123.24                 | 171.49                          |
| 04-Apr-05 | 7                           | U                  | 100%           | 211,900                     | 21.0                    | 1,214.9             | 84.9               | NA                     | 140             | 32.38                      | 0.0                   | 32.4                  | 1155.62                 | 176.43                          |
| 11-Apr-05 | 7                           | U                  | 100%           | 189,900                     | 18.8                    | 1,214.9             | 69.2               | NA                     | 349             | 63.53                      | 8.7                   | 120.5                 | 1276.14                 | 194.83                          |
| 18-Apr-05 | 7                           | U                  | 100%           | 99,210                      | 9.8                     | 1,214.9             | 69.2               | NA                     | 349             | 62.61                      | 0.0                   | 62.6                  | 1338.76                 | 204.39                          |
| 25-Apr-05 | 7                           | U                  | 100%           | 144,890                     | 14.4                    | 1,214.9             | 77.7               | NA                     | 349             | 70.65                      | 3.9                   | 95.9                  | 1434.62                 | 219.03                          |
| 02-May-05 | 7                           | U                  | 100%           | 124,300                     | 12.3                    | 349.7               | 0.0                | NA                     | 524             | 0.36                       | 0.0                   | 0.4                   | 1434.98                 | 219.08                          |
| 09-May-05 | 7                           | U                  | 100%           | 158,100                     | 15.7                    | 349.7               | 0.0                | 500                    | 175             | 0.46                       | 3.0                   | 20.1                  | 1455.09                 | 222.15                          |
| 16-May-05 | 7                           | U                  | 100%           | 170,745                     | 16.9                    | 349.7               | 0.0                | 1000                   | 349             | 0.50                       | 0.0                   | 0.5                   | 1455.59                 | 222.23                          |
| 31-May-05 | 15                          | D                  | 50%            | 114,555                     | 5.3                     | 349.7               | 0.0                | 400                    | 140             | 0.33                       | 1.8                   | 12.1                  | 1467.71                 | 224.08                          |
| 06-Jun-05 | 6                           | U                  | 100%           | 81,200                      | 9.4                     | 839.5               | 0.0                | 300                    | 105             | 0.57                       | 1.1                   | 7.8                   | 1475.49                 | 225.27                          |
| 13-Jun-05 | 7                           | U                  | 100%           | 120,002                     | 11.9                    | 839.5               | 0.0                | 1400                   | 489             | 0.84                       | 2.0                   | 13.9                  | 1489.43                 | 227.39                          |
| 20-Jun-05 | 7                           | U                  | 100%           | 96,765                      | 9.6                     | 839.5               | 0.0                | 1250                   | 436             | 0.68                       | 0.0                   | 0.7                   | 1490.11                 | 227.50                          |
| 27-Jun-05 | 7                           | U                  | 100%           | 83,633                      | 8.3                     | 839.5               | 0.0                | 200.0                  | 70              | 0.59                       | 0.0                   | 0.6                   | 1490.69                 | 227.59                          |
| 05-Jul-05 | 8                           | U                  | 88%            | 121,200                     | 10.5                    | 1,451.3             | 0.0                | NA                     | 0               | 1.47                       | 0.0                   | 1.5                   | 1492.16                 | 227.81                          |
| 11-Jul-05 | 6                           | U                  | 100%           | 139,050                     | 16.1                    | 1,451.3             | 0.0                | 150.0                  | 52              | 1.68                       | 0.0                   | 1.7                   | 1493.84                 | 228.07                          |
| 18-Jul-05 | 7                           | U                  | 100%           | 139,050                     | 13.8                    | 1,451.3             | 0.0                | 1,500.0                | 524             | 1.68                       | 0.0                   | 1.7                   | 1495.52                 | 228.32                          |
| 01-Aug-05 | 14                          | U                  | 100%           | 230,400                     | 11.4                    | 332.5               | 0.0                | 600.0                  | 209             | 0.64                       | 0.0                   | 0.6                   | 1496.16                 | 228.42                          |
| 08-Aug-05 | 7                           | U                  | 100%           | 139,900                     | 13.9                    | 332.5               | 0.0                | 750.0                  | 262             | 0.39                       | 0.6                   | 4.3                   | 1500.48                 | 229.08                          |
| 15-Aug-05 | 7                           | U                  | 100%           | 164,500                     | 16.3                    | 332.5               | 0.0                | 1,200.0                | 419             | 0.46                       | 0.0                   | 0.5                   | 1500.94                 | 229.15                          |
| 23-Aug-05 | 8                           | U                  | 100%           | 184,500                     | 16.0                    | 332.5               | 0.0                | 700.0                  | 244             | 0.51                       | 0.0                   | 0.5                   | 1501.45                 | 229.23                          |
| 29-Aug-05 | 6                           | U                  | 100%           | 97,032                      | 11.2                    | 332.5               | 0.0                | 700.0                  | 244             | 0.27                       | 0.0                   | 0.3                   | 1501.72                 | 229.27                          |
| 06-Sep-05 | 8                           | U                  | 100%           | 186,368                     | 16.2                    | 183.3               | 0.0                | 700.0                  | 244             | 0.28                       | 0.0                   | 0.3                   | 1502.00                 | 229.31                          |
| 14-Sep-05 | 8                           | U                  | 100%           | 184,756                     | 16.0                    | 183.3               | 0.0                | 750.0                  | 262             | 0.28                       | 0.0                   | 0.3                   | 1502.29                 | 229.36                          |
| 20-Sep-05 | 6                           | U                  | 100%           | 124,167                     | 14.4                    | 183.3               | 0.0                | 750.0                  | 262             | 0.19                       | 0.0                   | 0.2                   | 1502.48                 | 229.39                          |



Table 2

**SUMMARY OF GROUNDWATER PUMP & TREAT SYSTEM DATA**

Former Mobil Service Station #01-ECQ  
 83-89 Elm Street  
 Pittsfield, MA

| DATE      | Days in Operation in Period | Up/Down on Arrival | Uptime percent | Gallons Treated this Period | Average Flow Rate (gpm) | Influent VOC (µg/L) | Air Stripper       |                         |                 | Total Hydrocarbons Removed |                       |                       |                         |                                 |
|-----------|-----------------------------|--------------------|----------------|-----------------------------|-------------------------|---------------------|--------------------|-------------------------|-----------------|----------------------------|-----------------------|-----------------------|-------------------------|---------------------------------|
|           |                             |                    |                |                             |                         |                     | Effluent VOC (ppm) | stripper inf flow (gpm) | Air Flow (scfm) | Dissolved VOC (lb)         | NAPL Bailed (gallons) | Total per Period (lb) | Cumulative Removed (lb) | Cumulative Equivalent (gallons) |
| 26-Sep-05 | 6                           | U                  | 83%            | 139,877                     | 16.2                    | 183.3               | 0.0                | 800.0                   | 279             | 0.21                       | 4.8                   | 31.3                  | 1533.80                 | 234.17                          |
| 03-Oct-05 | 7                           | U                  | 100%           | 59,800                      | 5.9                     | 338.8               | 0.0                | 800.0                   | 279             | 0.17                       | 0.0                   | 0.2                   | 1533.97                 | 234.19                          |

**Notes:**

- gpm = gallons per minute.
  - VOC = volatile organic compounds.
  - µg/L = micrograms per liter.
  - ppm = parts per million.
  - lb = pound.
  - lb/day = pounds per day.
  - psi = pounds per square inch.
  - NAPL = non aqueous-phase liquid.
  - NA = not available.
  - \* = Air flow not available, air flowrate of 436 scfm assumed for calculation of hydrocarbons removed.
  - # = photo ionization detector (PID) not calibrated correctly, could not take readings.
  - (1) = Oil/water separator transfer pump failure.
  - (2) = High water level in air stripper sump.
  - (3) = system frozen
  - (4) = compressor down
  - (5) = filters clogged
  - (6) = high water in floor sump.
  - (7) = frac tp tripped out.
  - (8) = high water level in settling tank
  - (9) = high water in ows
- System start-up was on July 21, 2004. Earliest system data prior to start-up was from July 19, 2004

**Calculations:**

**POUNDS OF HYDROCARBONS REMOVED:**

Dissolved VOC (lb) = Gallons Treated this Period (gal) x Influent VOC (µg/L) x 8.34x10<sup>-9</sup> (L·lb/gal µg)

Total Hydrocarbons Removed (lb) = Dissolved VOC (lb) + (6.55 (lb/gal) \* NAPL bailed (gal))

Cumulative Pounds (lb): Previous Cumulative Pounds + Total Pounds per Period

Equivalent Gallons (gal): Cumulative Pounds (lb) / 6.55 (lb/gal)

Cumulative Total (Pre + Post 2004 Upgrade)

|              |          |        |
|--------------|----------|--------|
| As of 5/2/05 | 6,387.97 | 975.26 |
|--------------|----------|--------|

@ = On August 2, 2004 system was reconfigured to discharge to frac tank prior to bag filters allowing greater for flow rate. Therefore, only 2 days was used in the August 4, 2004 time period calculation.



TABLE 3

SUMMARY OF SYSTEM SAMPLING DATA

Former Mobil Service Station #01-ECQ  
83-89 Elm Street  
Pittsfield, MA

| 02 June 2005        |                   |              |       |       |          |                        |
|---------------------|-------------------|--------------|-------|-------|----------|------------------------|
| ANALYTE             | Influent (Source) | Sample Point |       |       |          | NPDES Discharge Limit* |
|                     |                   | Influent     | Mid-1 | Mid-2 | Effluent |                        |
| Benzene (µg/L)      | (15 wells)        | 117.0        | 10.0  | <0.50 | <0.50    | 5                      |
| Toluene (µg/L)      |                   | 111.0        | 10.2  | <1.0  | <1.0     | NA                     |
| Ethylbenzene (µg/L) |                   | 65.6         | 5.6   | <1.0  | <1.0     | NA                     |
| Xylenes (µg/L)      |                   | 534          | 62.3  | 1.6   | <1.0     | NA                     |
| Total BTEX (µg/L)   |                   | 827.6        | 88.1  | 2     | ND       | 100                    |
| MTBE (µg/L)         |                   | 11.9         | 5.9   | 1.1   | <1.0     | 70                     |
| TPH (mg/L)          |                   | 0.7          | NS    | NS    | <0.61    | 5                      |
| PCBs (µg/L)         |                   | <0.26        | NS    | NS    | <0.26    | 0.5                    |
| Lead (µg/L)         |                   | <5.0         | NS    | NS    | <5.0     | 50                     |
| 05 July 2005        |                   |              |       |       |          |                        |
| ANALYTE             | Influent (Source) | Sample Point |       |       |          | NPDES Discharge Limit* |
|                     |                   | Influent     | Mid-1 | Mid-2 | Effluent |                        |
| Benzene (µg/L)      | (15 wells)        | 112.0        | 32.9  | <0.50 | <0.50    | 5                      |
| Toluene (µg/L)      |                   | 294.0        | 67.0  | <1.0  | <1.0     | NA                     |
| Ethylbenzene (µg/L) |                   | 112.0        | 22.3  | <1.0  | <1.0     | NA                     |
| Xylenes (µg/L)      |                   | 926          | 242.0 | <1.0  | <1.0     | NA                     |
| Total BTEX (µg/L)   |                   | 1,444.0      | 364.2 | ND    | ND       | 100                    |
| MTBE (µg/L)         |                   | 7.3          | 7.2   | <1.0  | <1.0     | 70                     |
| TPH (mg/L)          |                   | 0.6          | NS    | NS    | <0.61    | 5                      |
| PCBs (µg/L)         |                   | <0.26        | NS    | NS    | <0.26    | 0.5                    |
| Lead (µg/L)         |                   | 6.2          | NS    | NS    | <5.0     | 50                     |
| 01 August 2005      |                   |              |       |       |          |                        |
| ANALYTE             | Influent (Source) | Sample Point |       |       |          | NPDES Discharge Limit* |
|                     |                   | Influent     | Mid-1 | Mid-2 | Effluent |                        |
| Benzene (µg/L)      | (14 wells)        | 47.5         | 3.4   | <0.50 | <0.50    | 5                      |
| Toluene (µg/L)      |                   | 20.9         | 17.0  | <1.0  | <1.0     | NA                     |
| Ethylbenzene (µg/L) |                   | 23.8         | 5.2   | <1.0  | <1.0     | NA                     |
| Xylenes (µg/L)      |                   | 232          | 53.1  | <1.0  | <1.0     | NA                     |
| Total BTEX (µg/L)   |                   | 324.2        | 78.7  | ND    | ND       | 100                    |
| MTBE (µg/L)         |                   | 8.3          | 4.1   | <1.0  | <1.0     | 70                     |
| TPH (mg/L)          |                   | <0.61        | NS    | NS    | <0.61    | 5                      |
| PCBs (µg/L)         |                   | <0.26        | NS    | NS    | <0.26    | 0.5                    |
| Lead (µg/L)         |                   | <5.0         | NS    | NS    | <5.0     | 50                     |
| 06 September 2005   |                   |              |       |       |          |                        |
| ANALYTE             | Influent (Source) | Sample Point |       |       |          | NPDES Discharge Limit* |
|                     |                   | Influent     | Mid-1 | Mid-2 | Effluent |                        |
| Benzene (µg/L)      | (14 wells)        | 31.0         | 2.4   | <0.50 | <0.50    | 5                      |
| Toluene (µg/L)      |                   | 14.0         | 1.2   | <1.0  | <1.0     | NA                     |
| Ethylbenzene (µg/L) |                   | 8.0          | <1.0  | <1.0  | <1.0     | NA                     |
| Xylenes (µg/L)      |                   | 124          | 8.9   | <1.0  | <1.0     | NA                     |
| Total BTEX (µg/L)   |                   | 177.0        | 12.5  | ND    | ND       | 100                    |
| MTBE (µg/L)         |                   | 6.3          | 3.4   | 2.0   | <1.0     | 70                     |
| TPH (mg/L)          |                   | <0.61        | NS    | NS    | <0.61    | 5                      |
| PCBs (µg/L)         |                   | <0.27        | NS    | NS    | <0.26    | 0.5                    |
| Lead (µg/L)         |                   | <5.0         | NS    | NS    | <5.0     | 50                     |



TABLE 3

SUMMARY OF SYSTEM SAMPLING DATA

Former Mobil Service Station #01-ECQ  
 83-89 Elm Street  
 Pittsfield, MA

| 03 October 2005 |                   |              |       |       |                        |          |
|-----------------|-------------------|--------------|-------|-------|------------------------|----------|
| ANALYTE         | Influent (Source) | Sample Point |       |       | NPDES Discharge Limit* |          |
|                 |                   | Influent     | Mid-1 | Mid-2 |                        | Effluent |
| Benzene         | (µg/L)            | 34.5         | 4.4   | <0.50 | <0.50                  | 5        |
| Toluene         | (µg/L)            | 17.1         | 6.0   | <1.0  | <1.0                   | NA       |
| Ethylbenzene    | (µg/L)            | 22.1         | 6.2   | <1.0  | <1.0                   | NA       |
| Xylenes         | (µg/L)            | 257          | 92.8  | <1.0  | <1.0                   | NA       |
| Total BTEX      | (µg/L)            | 330.7        | 109.4 | ND    | ND                     | 100      |
| MTBE            | (µg/L)            | 8.1          | 4.4   | <1.0  | <1.0                   | 70       |
| TPH             | (mg/L)            | <0.62        | NS    | NS    | <0.62                  | 5        |
| PCBs            | (µg/L)            | <0.24        | NS    | NS    | <0.25                  | 0.5      |
| Lead            | (µg/L)            | <5.0         | NS    | NS    | <5.0                   | 50       |

Notes:

NPDES = National Pollution Discharge Elimination System  
 \*NPDES Discharge Limit applies to only *effluent* sample results  
 PCBs = polychlorinated biphenyls  
 µg/L = micrograms per liter  
 mg/L = milligrams per liter  
 gpm = gallons per minute  
 Mid-1 = post air stripper  
 Mid-2 = between first and second liquid-phase granular activated carbon (LGAC) vessels

BTEX = benzene, toluene, ethylbenzene, and xylenes  
 MTBE = methyl tert-butyl ether  
 TPH = total petroleum hydrocarbons  
 ND = Not detected  
 BDL = below detection limit  
 NA = Not applicable  
 NS = Not sampled



TABLE 4

GROUNDWATER GAUGING DATA

Former Mobil Service Station #01-ECQ  
 83-89 Elm Street  
 Pittsfield, MA

(2004 through 2005)

| Well ID/<br>MP El<br>(feet) | Date of<br>Sampling | Depth to<br>Water<br>(feet) | Depth to<br>Product<br>(feet) | NAPL<br>Thickness<br>(feet) | Ground-<br>water El<br>(feet) |
|-----------------------------|---------------------|-----------------------------|-------------------------------|-----------------------------|-------------------------------|
| ECS-1<br>992.50             | 30-Aug-04           | Dry                         | -                             | -                           | NA                            |
|                             | 05-Oct-04           | Dry                         | -                             | -                           | NA                            |
|                             | 21-Feb-05           | Dry                         | -                             | -                           | NA                            |
|                             | 11-Apr-05           | 17.14                       | -                             | -                           | 975.36                        |
|                             | 15-Apr-05           | 17.62                       | -                             | -                           | 974.88                        |
|                             | 09-Aug-05           | Dry                         | -                             | -                           | NA                            |
|                             | 26-Sep-05           | Dry                         | -                             | -                           | NA                            |
|                             | 30-Sep-05           | Dry                         | -                             | -                           | NA                            |
| ECS-7<br>991.71             | 30-Aug-04           | 19.29                       | -                             | -                           | 972.42                        |
|                             | 05-Oct-04           | 18.2                        | -                             | -                           | 973.51                        |
|                             | 21-Feb-05           | 16.78                       | -                             | -                           | 974.93                        |
|                             | 11-Apr-05           | 14.46                       | -                             | -                           | 977.25                        |
|                             | 15-Apr-05           | 15.28                       | -                             | -                           | 976.43                        |
|                             | 26-Sep-05           | 19.94                       | -                             | -                           | 971.77                        |
|                             | 30-Sep-05           | 19.76                       | -                             | -                           | 971.95                        |
| ECS-9<br>991.43             | 29-Jul-04           | 20.21                       | 20.20                         | 0.01                        | 971.23                        |
|                             | 09-Aug-04           | 20.54                       | 18.57                         | 1.97                        | 972.39                        |
|                             | 19-Aug-04           | 18.70                       | 16.81                         | 1.89                        | 974.17                        |
|                             | 26-Aug-04           | 15.03                       | 14.90                         | 0.13                        | 976.50                        |
|                             | 07-Sep-04           | 21.61                       | 20.71                         | 0.90                        | 970.50                        |
|                             | 09-Sep-04           | 21.39                       | 20.41                         | 0.98                        | 970.78                        |
|                             | 16-Sep-04           | 20.26                       | 19.44                         | 0.82                        | 971.79                        |
|                             | 23-Sep-04           | 13.76                       | 11.12                         | 2.64                        | 979.68                        |
|                             | 30-Sep-04           | 11.95                       | 11.11                         | 0.84                        | 980.12                        |
|                             | 14-Oct-04           | 20.11                       | 19.54                         | 0.57                        | 971.75                        |
|                             | 21-Oct-04           | 18.25                       | 18.23                         | 0.02                        | 973.20                        |
|                             | 28-Oct-04           | 20.75                       | 20.26                         | 0.49                        | 971.05                        |
|                             | 10-Jan-05           | 18.43                       | 17.95                         | 0.48                        | 973.36                        |
|                             | 31-Jan-05           | 20.22                       | 19.92                         | 0.30                        | 971.44                        |
|                             | 14-Feb-05           | 15.60                       | 15.55                         | 0.05                        | 975.87                        |
|                             | 28-Feb-05           | 18.53                       | 18.09                         | 0.44                        | 973.23                        |
|                             | 11-Apr-05           | 11.27                       | 9.98                          | 0.10                        | 980.24                        |
| 25-Apr-05                   | 16.10               | 15.97                       | 1.10                          | 976.17                      |                               |
| 09-May-05                   | 16.30               | 16.20                       | 0.10                          | 975.21                      |                               |
| 31-May-05                   | 18.44               | 17.88                       | 0.56                          | 973.42                      |                               |
| 06-Jun-05                   | 18.49               | 18.31                       | 0.18                          | 973.08                      |                               |
| 13-Jun-05                   | 19.51               | 19.30                       | 0.21                          | 972.08                      |                               |
| 27-Jun-05                   | 19.10               | 18.90                       | 0.20                          | 972.48                      |                               |
| 25-Jul-05                   | 18.99               | 18.79                       | 0.20                          | 972.59                      |                               |
| 08-Aug-05                   | 20.21               | 20.02                       | 0.19                          | 971.36                      |                               |
| 09-Aug-05                   | 20.23               | 20.10                       | 0.13                          | 971.30                      |                               |
| 26-Sep-05                   | 21.19               | 21.18                       | 0.01                          | 970.25                      |                               |
| ECS-11                      | 09-Aug-05           | Dry                         | -                             | -                           | NA                            |
| ECS-14<br>NA                | 15-Apr-04           | 6.50                        | -                             | -                           | -                             |
|                             | 22-Apr-04           | 6.73                        | -                             | -                           | -                             |
|                             | 26-Apr-04           | 6.57                        | -                             | -                           | -                             |
|                             | 13-May-04           | 7.74                        | -                             | -                           | -                             |
|                             | 20-May-04           | 8.30                        | -                             | -                           | -                             |
|                             | 11-Jun-04           | 7.14                        | -                             | -                           | -                             |
|                             | 24-Jun-04           | 9.35                        | -                             | -                           | -                             |
| 30-Aug-04                   | 7.48                | -                           | -                             | -                           |                               |

TABLE 4

GROUNDWATER GAUGING DATA

Former Mobil Service Station #01-ECQ  
83-89 Elm Street  
Pittsfield, MA

(2004 through 2005)

| Well ID/<br>MP El<br>(feet)    | Date of<br>Sampling | Depth to<br>Water<br>(feet) | Depth to<br>Product<br>(feet) | NAPL<br>Thickness<br>(feet) | Ground-<br>water El<br>(feet) |
|--------------------------------|---------------------|-----------------------------|-------------------------------|-----------------------------|-------------------------------|
| <b>ECS-14</b><br>(Cont.)<br>NA | 05-Oct-04           | 6.61                        | -                             | -                           | -                             |
|                                | 21-Feb-05           | 8.47                        | -                             | -                           | -                             |
|                                | 11-Apr-05           | 6.05                        | -                             | -                           | -                             |
|                                | 15-Apr-05           | 6.37                        | -                             | -                           | -                             |
|                                | 26-Sep-05           | 18.65                       | -                             | -                           | -                             |
|                                | 30-Sep-05           | 18.11                       | -                             | -                           | -                             |
| <b>ECS-15</b><br>989.86        | 15-Apr-04           | 12.70                       | -                             | -                           | 977.16                        |
|                                | 22-Apr-04           | 13.09                       | -                             | -                           | 976.77                        |
|                                | 29-Apr-04           | 12.79                       | -                             | -                           | 977.07                        |
|                                | 13-May-04           | 13.03                       | -                             | -                           | 976.83                        |
|                                | 20-May-04           | 13.70                       | -                             | -                           | 976.16                        |
|                                | 11-Jun-04           | 13.07                       | -                             | -                           | 976.79                        |
|                                | 24-Jun-04           | 14.35                       | -                             | -                           | 975.51                        |
|                                | 11-Apr-05           | 6.05                        | -                             | -                           | 983.81                        |
|                                | 14-Apr-05           | 6.37                        | -                             | -                           | 983.49                        |
| <b>GT-101</b><br>989.68        | 30-Aug-04           | 18.56                       | -                             | -                           | 971.12                        |
|                                | 05-Oct-04           | 18.53                       | -                             | -                           | 971.15                        |
|                                | 21-Feb-05           | 18.12                       | -                             | -                           | 971.56                        |
|                                | 11-Feb-05           | 16.99                       | -                             | -                           | 972.69                        |
|                                | 15-Apr-05           | 17.13                       | -                             | -                           | 972.55                        |
|                                | 09-Aug-05           | 18.85                       | -                             | -                           | 970.83                        |
|                                | 26-Sep-05           | 19.40                       | -                             | -                           | 970.28                        |
|                                | 30-Sep-05           | 19.10                       | -                             | -                           | 970.58                        |
| <b>GT-1</b><br>992.80          | 30-Aug-04           | 8.29                        | -                             | -                           | 984.51                        |
|                                | 05-Oct-04           | 6.97                        | -                             | -                           | 985.83                        |
|                                | 11-Apr-05           | 17.35                       | -                             | -                           | 975.45                        |
|                                | 15-Apr-05           | 15.07                       | -                             | -                           | 977.73                        |
|                                | 09-Aug-05           | 11.15                       | -                             | -                           | 978.71                        |
|                                | 26-Sep-05           | 16.01                       | -                             | -                           | 973.85                        |
|                                | 30-Sep-05           | 15.87                       | -                             | -                           | 973.99                        |
| <b>GT-2</b><br>990.29          | 09-Aug-04           | 21.12                       | -                             | -                           | 969.17                        |
|                                | 30-Aug-04           | 21.39                       | -                             | -                           | 968.90                        |
|                                | 09-Sep-04           | 20.12                       | -                             | -                           | 970.17                        |
|                                | 16-Sep-04           | 21.12                       | -                             | -                           | 969.17                        |
|                                | 30-Sep-04           | 17.94                       | -                             | -                           | 972.35                        |
|                                | 05-Oct-04           | 20.99                       | -                             | -                           | 969.30                        |
|                                | 14-Oct-04           | 20.98                       | -                             | -                           | 969.31                        |
|                                | 21-Oct-04           | 19.70                       | -                             | -                           | 970.59                        |
|                                | 28-Oct-04           | 21.99                       | -                             | -                           | 968.30                        |
|                                | 21-Feb-05           | 20.05                       | -                             | -                           | 970.24                        |
|                                | 11-Apr-05           | 18.89                       | -                             | -                           | 971.40                        |
|                                | 15-Apr-05           | 17.74                       | -                             | -                           | 972.55                        |
|                                | 26-Sep-05           | 20.68                       | -                             | -                           | 969.61                        |
|                                | 30-Sep-05           | 20.55                       | -                             | -                           | 969.74                        |
| <b>GT-6</b><br>990.04          | 30-Aug-04           | 20.39                       | 20.17                         | 0.22                        | 969.82                        |
|                                | 05-Oct-04           | 19.76                       | 19.56                         | 0.20                        | 970.43                        |
|                                | 11-Apr-05           | 16.18                       | 15.88                         | 0.30                        | 974.09                        |
|                                | 14-Apr-05           | 16.46                       | 16.30                         | 0.16                        | 973.70                        |
|                                | 25-Apr-05           | 16.50                       | 16.35                         | 0.15                        | 973.65                        |
|                                | 09-May-05           | 18.50                       | 18.40                         | 0.10                        | 971.62                        |
|                                | 31-May-05           | 18.49                       | 18.36                         | 0.13                        | 971.65                        |



TABLE 4

GROUNDWATER GAUGING DATA

Former Mobil Service Station #01-ECQ

83-89 Elm Street

Pittsfield, MA

(2004 through 2005)

| Well ID/<br>MP EI<br>(feet) | Date of<br>Sampling | Depth to<br>Water<br>(feet) | Depth to<br>Product<br>(feet) | NAPL<br>Thickness<br>(feet) | Ground-<br>water El<br>(feet) |
|-----------------------------|---------------------|-----------------------------|-------------------------------|-----------------------------|-------------------------------|
| GT-6<br>(Cont.)<br>990.04   | 06-Jun-05           | 18.51                       | 18.40                         | 0.11                        | 971.61                        |
|                             | 13-Jun-05           | 19.40                       | 19.28                         | 0.12                        | 970.73                        |
|                             | 27-Jun-05           | 18.69                       | 18.57                         | 0.12                        | 971.44                        |
|                             | 25-Jul-05           | 18.74                       | 18.62                         | 0.12                        | 971.39                        |
|                             | 08-Aug-05           | 19.32                       | 19.26                         | 0.06                        | 970.77                        |
|                             | 26-Sep-05           | 19.71                       | 19.60                         | 0.11                        | 970.41                        |
|                             | 30-Sep-05           | 19.51                       | 19.40                         | 0.11                        | 970.61                        |
| GT-7<br>989.76              | 14-Jan-04           | 20.58                       | -                             | -                           | 969.18                        |
|                             | 13-Feb-04           | 26.60                       | -                             | -                           | 963.16                        |
|                             | 26-Mar-04           | 20.63                       | -                             | -                           | 969.13                        |
|                             | 15-Apr-04           | 16.19                       | -                             | -                           | 973.57                        |
|                             | 22-Apr-04           | 19.88                       | -                             | -                           | 969.88                        |
|                             | 29-Apr-04           | 19.43                       | -                             | -                           | 970.33                        |
|                             | 13-May-04           | 17.20                       | -                             | -                           | 972.56                        |
|                             | 20-May-04           | 19.89                       | -                             | -                           | 969.87                        |
| 11-Jun-04                   | 20.02               | -                           | -                             | 969.74                      |                               |
| GES-7<br>992.10             | 15-Apr-04           | 15.56                       | -                             | -                           | 976.54                        |
|                             | 22-Apr-04           | 15.35                       | -                             | -                           | 976.75                        |
|                             | 29-Apr-04           | 15.20                       | -                             | -                           | 976.90                        |
|                             | 13-May-04           | 14.98                       | -                             | -                           | 977.12                        |
|                             | 20-May-04           | 14.35                       | -                             | -                           | 977.75                        |
|                             | 11-Jun-04           | 14.02                       | -                             | -                           | 978.08                        |
|                             | 24-Jun-04           | **17.60                     | -                             | -                           | NA                            |
|                             | 30-Aug-04           | Dry                         | -                             | -                           | 975.42                        |
|                             | 05-Oct-04           | 15.53                       | -                             | -                           | 976.57                        |
|                             | 11-Apr-05           | 15.01                       | -                             | -                           | 977.09                        |
|                             | 15-Apr-05           | 14.80                       | -                             | -                           | 977.30                        |
|                             | 24-Jun-04           | **17.60                     | -                             | -                           | NA                            |
|                             | 30-Aug-04           | Dry                         | -                             | -                           | NA                            |
|                             | 05-Oct-04           | 15.53                       | -                             | -                           | 976.57                        |
|                             | 11-Apr-05           | 15.01                       | -                             | -                           | 977.09                        |
|                             | 14-Apr-05           | 14.80                       | -                             | -                           | 977.30                        |
| 26-Sep-05                   | 16.70               | -                           | -                             | 975.40                      |                               |
| 30-Sep-05                   | Dry                 | -                           | -                             | NA                          |                               |
| GES-8<br>990.15             | 15-Apr-04           | 9.98                        | -                             | -                           | 980.17                        |
|                             | 22-Apr-04           | 10.18                       | -                             | -                           | 979.97                        |
|                             | 29-Apr-04           | 10.00                       | -                             | -                           | 980.15                        |
|                             | 13-May-04           | 9.91                        | -                             | -                           | 980.24                        |
|                             | 20-May-04           | 11.78                       | -                             | -                           | 978.37                        |
|                             | 11-Jun-04           | 12.18                       | -                             | -                           | 977.97                        |
|                             | 30-Aug-04           | 15.91                       | -                             | -                           | 974.24                        |
|                             | 05-Oct-04           | 14.97                       | -                             | -                           | 975.18                        |
|                             | 11-Apr-05           | 9.70                        | -                             | -                           | 980.45                        |
|                             | 15-Apr-05           | 9.82                        | -                             | -                           | 980.33                        |
|                             | 26-Sep-05           | Dry                         | -                             | -                           | NA                            |
| 30-Sep-05                   | Dry                 | -                           | -                             | NA                          |                               |
| GES-9<br>990.72             | 15-Apr-04           | 15.04                       | -                             | -                           | 975.68                        |
|                             | 22-Apr-04           | 16.54                       | -                             | -                           | 974.18                        |
|                             | 29-Apr-04           | 16.15                       | -                             | -                           | 974.57                        |
|                             | 13-May-04           | 16.00                       | -                             | -                           | 974.72                        |
|                             | 20-May-04           | 15.40                       | -                             | -                           | 975.32                        |



TABLE 4

GROUNDWATER GAUGING DATA

Former Mobil Service Station #01-ECQ

83-89 Elm Street

Pittsfield, MA

(2004 through 2005)

| Well ID/<br>MP El<br>(feet) | Date of<br>Sampling | Depth to<br>Water<br>(feet) | Depth to<br>Product<br>(feet) | NAPL<br>Thickness<br>(feet) | Ground-<br>water El<br>(feet) |
|-----------------------------|---------------------|-----------------------------|-------------------------------|-----------------------------|-------------------------------|
| GES-9<br>(Cont.)<br>990.72  | 11-Jun-04           | 15.91                       | -                             | -                           | 974.81                        |
|                             | 30-Aug-04           | 16.58                       | -                             | -                           | 974.14                        |
|                             | 05-Oct-04           | Dry                         | -                             | -                           | <974.19                       |
|                             | 11-Apr-05           | 14.57                       | -                             | -                           | 976.15                        |
|                             | 14-Apr-05           | 14.56                       | -                             | -                           | 976.16                        |
|                             | 26-Sep-05           | 16.63                       | -                             | -                           | 974.09                        |
|                             | 30-Sep-05           | 16.61                       | -                             | -                           | 974.11                        |
| GES-11<br>992.65            | 15-Apr-04           | 14.45                       | -                             | -                           | 978.20                        |
|                             | 22-Apr-04           | 16.11                       | -                             | -                           | 976.54                        |
|                             | 29-Apr-04           | 15.32                       | -                             | -                           | 977.33                        |
|                             | 13-May-04           | 15.30                       | -                             | -                           | 977.35                        |
|                             | 20-May-04           | 16.40                       | -                             | -                           | 976.25                        |
|                             | 11-Jun-04           | 16.34                       | -                             | -                           | 976.31                        |
|                             | 30-Aug-04           | 17.99                       | -                             | -                           | 974.66                        |
|                             | 05-Oct-04           | 15.80                       | -                             | -                           | 976.85                        |
|                             | 27-Dec-04           | 15.45                       | -                             | -                           | 977.20                        |
|                             | 21-Feb-05           | 16.10                       | -                             | -                           | 976.55                        |
|                             | 11-Apr-05           | 13.39                       | -                             | -                           | 979.26                        |
|                             | 15-Apr-05           | 13.79                       | -                             | -                           | 978.86                        |
|                             | 09-Aug-05           | 19.20                       | -                             | -                           | 973.45                        |
|                             | 26-Sep-05           | 20.08                       | -                             | -                           | 972.57                        |
| 30-Sep-05                   | 19.98               | -                           | -                             | 972.67                      |                               |
| GES-12<br>992.38            | 15-Apr-04           | 14.76                       | -                             | -                           | 977.62                        |
|                             | 22-Apr-04           | 16.36                       | -                             | -                           | 976.02                        |
|                             | 29-Apr-04           | 15.73                       | -                             | -                           | 976.65                        |
|                             | 13-May-04           | 15.61                       | -                             | -                           | 976.77                        |
|                             | 20-May-04           | 16.51                       | -                             | -                           | 975.87                        |
|                             | 11-Jun-04           | 16.06                       | -                             | -                           | 976.32                        |
|                             | 30-Aug-04           | 17.57                       | -                             | -                           | 974.81                        |
|                             | 05-Oct-04           | 16.27                       | -                             | -                           | 976.11                        |
|                             | 27-Dec-04           | 15.65                       | -                             | -                           | 976.73                        |
|                             | 21-Feb-05           | 15.87                       | -                             | -                           | 976.51                        |
|                             | 11-Apr-05           | 14.72                       | -                             | -                           | 977.66                        |
|                             | 15-Apr-05           | 14.18                       | -                             | -                           | 978.20                        |
|                             | 09-Aug-05           | 18.42                       | -                             | -                           | 973.96                        |
|                             | 26-Sep-05           | 19.60                       | -                             | -                           | 972.78                        |
| 30-Sep-05                   | 19.49               | -                           | -                             | 972.89                      |                               |
| GES-13<br>993.27            | 15-Apr-04           | 14.18                       | -                             | -                           | 979.09                        |
|                             | 22-Apr-04           | 16.14                       | -                             | -                           | 977.13                        |
|                             | 29-Apr-04           | 15.92                       | -                             | -                           | 977.35                        |
|                             | 13-May-04           | 15.81                       | -                             | -                           | 977.46                        |
|                             | 20-May-04           | 16.75                       | -                             | -                           | 976.52                        |
|                             | 11-Jun-04           | 16.74                       | -                             | -                           | 976.53                        |
|                             | 30-Aug-04           | 18.56                       | -                             | -                           | 974.71                        |
|                             | 05-Oct-04           | 15.53                       | -                             | -                           | 977.74                        |
|                             | 27-Dec-04           | 15.51                       | -                             | -                           | 977.76                        |
|                             | 11-Apr-05           | 13.09                       | -                             | -                           | 980.18                        |
|                             | 15-Apr-05           | 13.60                       | -                             | -                           | 979.67                        |
|                             | 26-Sep-05           | 21.15                       | -                             | -                           | 972.12                        |
| 30-Sep-05                   | 21.08               | -                           | -                             | 972.19                      |                               |
| GES-14                      | 30-Aug-04           | 6.62                        | -                             | -                           | -6.62                         |



TABLE 4

GROUNDWATER GAUGING DATA

Former Mobil Service Station #01-ECQ  
 83-89 Elm Street  
 Pittsfield, MA

(2004 through 2005)

| Well ID/<br>MP EI<br>(feet)     | Date of<br>Sampling | Depth to<br>Water<br>(feet) | Depth to<br>Product<br>(feet) | NAPL<br>Thickness<br>(feet) | Ground-<br>water El<br>(feet) |
|---------------------------------|---------------------|-----------------------------|-------------------------------|-----------------------------|-------------------------------|
| GES-14<br>(Cont.)<br>993.22     | 05-Oct-04           | 4.96                        | -                             | -                           | 988.26                        |
|                                 | 11-Apr-05           | 3.79                        | -                             | -                           | 989.43                        |
|                                 | 14-Apr-05           | 4.46                        | -                             | -                           | 988.76                        |
|                                 | 26-Sep-05           | 12.65                       | -                             | -                           | 980.57                        |
|                                 | 30-Sep-05           | 12.13                       | -                             | -                           | 981.09                        |
| GES-15<br>993.08                | 30-Aug-04           | 4.82                        | -                             | -                           | 988.26                        |
|                                 | 05-Oct-04           | 4.03                        | -                             | -                           | 989.05                        |
|                                 | 11-Apr-05           | 3.91                        | -                             | -                           | 989.17                        |
|                                 | 15-Apr-05           | 4.13                        | -                             | -                           | 988.95                        |
|                                 | 26-Sep-05           | Dry                         | -                             | -                           | NA                            |
| 30-Sep-05                       | 12.19               | -                           | -                             | 980.89                      |                               |
| GES-201<br>990.05<br><br>990.06 | 14-Jan-04           | 18.40                       | -                             | -                           | 971.65                        |
|                                 | 13-Feb-04           | 18.63                       | -                             | -                           | 971.42                        |
|                                 | 23-Feb-04           | 17.10                       | -                             | -                           | 972.95                        |
|                                 | 26-Mar-04           | 18.17                       | -                             | -                           | 971.88                        |
|                                 | 15-Apr-04           | 15.34                       | -                             | -                           | 974.71                        |
|                                 | 29-Apr-04           | 16.63                       | -                             | -                           | 973.42                        |
|                                 | 13-May-04           | 14.26                       | -                             | -                           | 975.79                        |
|                                 | 20-May-04           | 17.30                       | -                             | -                           | 972.75                        |
|                                 | 11-Jun-04           | 17.52                       | -                             | -                           | 972.53                        |
|                                 | 30-Aug-04           | 18.30                       | -                             | -                           | 971.75                        |
|                                 | 05-Oct-04           | 17.41                       | -                             | -                           | 972.64                        |
|                                 | 21-Feb-05           | 16.04                       | -                             | -                           | 974.01                        |
|                                 | 11-Apr-05           | 14.54                       | -                             | -                           | 975.51                        |
|                                 | 15-Apr-05           | 14.97                       | -                             | -                           | 975.08                        |
|                                 | 09-Aug-05           | 18.04                       | -                             | -                           | 972.01                        |
| 26-Sep-05                       | 18.75               | -                           | -                             | 971.30                      |                               |
| 30-Sep-05                       | 18.47               | -                           | -                             | 971.58                      |                               |
| GES-202<br>990.11               | 15-Apr-04           | 14.37                       | -                             | -                           | 975.74                        |
|                                 | 22-Apr-04           | 17.35                       | -                             | -                           | 972.76                        |
|                                 | 29-Apr-04           | 16.99                       | -                             | -                           | 973.12                        |
|                                 | 13-May-04           | 14.51                       | -                             | -                           | 975.60                        |
|                                 | 20-May-04           | 17.95                       | -                             | -                           | 972.16                        |
|                                 | 11-Jun-04           | 18.42                       | -                             | -                           | 971.69                        |
|                                 | 30-Aug-04           | 19.91                       | -                             | -                           | 970.20                        |
|                                 | 05-Oct-04           | 19.02                       | -                             | -                           | 971.09                        |
|                                 | 11-Apr-05           | 11.70                       | -                             | -                           | 978.41                        |
|                                 | 15-Apr-05           | 12.61                       | -                             | -                           | 977.50                        |
|                                 | 26-Sep-05           | 19.62                       | -                             | -                           | 970.49                        |
| 30-Sep-05                       | 20.02               | -                           | -                             | 970.09                      |                               |
| GES-203<br>989.84               | 15-Apr-04           | 11.81                       | -                             | -                           | 978.03                        |
|                                 | 22-Apr-04           | 13.30                       | -                             | -                           | 976.54                        |
|                                 | 29-Apr-04           | 12.99                       | -                             | -                           | 976.85                        |
|                                 | 13-May-04           | 11.28                       | -                             | -                           | 978.56                        |
|                                 | 20-May-04           | 13.55                       | -                             | -                           | 976.29                        |
|                                 | 11-Jun-04           | 13.39                       | -                             | -                           | 976.45                        |
|                                 | 29-Jul-04           | 17.68                       | -                             | -                           | 972.16                        |
|                                 | 09-Aug-04           | 17.05                       | -                             | -                           | 972.79                        |
|                                 | 19-Aug-04           | 16.20                       | -                             | -                           | 973.64                        |
|                                 | 26-Aug-04           | 15.30                       | -                             | -                           | 974.54                        |
| 30-Aug-04                       | 15.04               | -                           | -                             | 974.80                      |                               |





TABLE 4

GROUNDWATER GAUGING DATA

Former Mobil Service Station #01-ECQ  
 83-89 Elm Street  
 Pittsfield, MA

(2004 through 2005)

| Well ID/<br>MP EI<br>(feet)  | Date of<br>Sampling | Depth to<br>Water<br>(feet) | Depth to<br>Product<br>(feet) | NAPL<br>Thickness<br>(feet) | Ground-<br>water EI<br>(feet) |
|------------------------------|---------------------|-----------------------------|-------------------------------|-----------------------------|-------------------------------|
| GES-203<br>(Cont.)<br>989.84 | 07-Sep-04           | 17.04                       | -                             | -                           | 972.80                        |
|                              | 09-Sep-04           | 16.34                       | -                             | -                           | 973.50                        |
|                              | 16-Sep-04           | 17.19                       | -                             | -                           | 972.65                        |
|                              | 23-Sep-04           | 11.77                       | -                             | -                           | 978.07                        |
|                              | 30-Sep-04           | 11.81                       | -                             | -                           | 978.03                        |
|                              | 05-Oct-04           | 12.20                       | -                             | -                           | 977.64                        |
|                              | 14-Oct-04           | 14.38                       | -                             | -                           | 975.46                        |
|                              | 21-Oct-04           | 15.40                       | -                             | -                           | 974.44                        |
|                              | 28-Oct-04           | 17.59                       | -                             | -                           | 972.25                        |
|                              | 21-Feb-05           | 16.04                       | -                             | -                           | 973.80                        |
|                              | 11-Apr-05           | 11.10                       | -                             | -                           | 978.74                        |
|                              | 15-Apr-05           | 11.05                       | -                             | -                           | 978.79                        |
|                              | 26-Sep-05           | 18.75                       | -                             | -                           | 971.09                        |
|                              | 30-Sep-05           | 18.31                       | -                             | -                           | 971.53                        |
| GES-204<br>989.43            | 07-Jan-04           | 20.89                       | -                             | -                           | 968.54                        |
|                              | 14-Jan-04           | 20.87                       | -                             | -                           | 968.56                        |
|                              | 28-Jan-04           | 19.24                       | -                             | -                           | 970.19                        |
|                              | 23-Feb-04           | 20.78                       | -                             | -                           | 968.65                        |
|                              | 12-Mar-04           | 20.40                       | -                             | -                           | 968.56                        |
|                              | 31-Mar-04           | 16.00                       | -                             | -                           | 973.43                        |
|                              | 07-Apr-04           | 16.59                       | -                             | -                           | 972.84                        |
|                              | 15-Apr-04           | 15.65                       | -                             | -                           | 973.78                        |
|                              | 22-Apr-04           | 20.26                       | -                             | -                           | 969.17                        |
|                              | 29-Apr-04           | 19.78                       | -                             | -                           | 969.65                        |
|                              | 13-May-04           | 12.81                       | -                             | -                           | 976.62                        |
|                              | 20-May-04           | 20.35                       | -                             | -                           | 969.08                        |
|                              | 11-Jun-04           | 20.55                       | -                             | -                           | 968.88                        |
|                              | 29-Jul-04           | 20.15                       | -                             | -                           | 969.28                        |
|                              | 09-Aug-04           | 19.88                       | -                             | -                           | 969.55                        |
|                              | 19-Aug-04           | 19.33                       | -                             | -                           | 970.10                        |
|                              | 26-Aug-04           | 21.53                       | -                             | -                           | 967.90                        |
|                              | 07-Sep-04           | 20.13                       | -                             | -                           | 969.30                        |
| 09-Sep-04                    | 19.22               | -                           | -                             | 970.21                      |                               |
| 16-Sep-04                    | 20.78               | -                           | -                             | 968.65                      |                               |
| 23-Sep-04                    | 18.79               | -                           | -                             | 970.64                      |                               |
| 30-Sep-04                    | 17.00               | -                           | -                             | 972.43                      |                               |
| 14-Oct-04                    | 20.19               | -                           | -                             | 969.24                      |                               |
| 21-Oct-04                    | 18.80               | -                           | -                             | 970.63                      |                               |
| 28-Oct-04                    | 21.39               | -                           | -                             | 968.04                      |                               |
| GES-205<br>989.06            | 14-Jan-04           | 18.60                       | -                             | -                           | 970.46                        |
|                              | 26-Mar-04           | 18.41                       | -                             | -                           | 970.65                        |
|                              | 15-Apr-04           | 14.12                       | -                             | -                           | 974.94                        |
|                              | 22-Apr-04           | 17.73                       | -                             | -                           | 971.33                        |
|                              | 29-Apr-04           | 16.77                       | -                             | -                           | 972.29                        |
|                              | 13-May-04           | 16.52                       | -                             | -                           | 972.54                        |
|                              | 20-May-04           | 15.60                       | -                             | -                           | 973.46                        |
|                              | 11-Jun-04           | 18.34                       | -                             | -                           | 970.72                        |
| 24-Jun-04                    | 19.20               | -                           | -                             | 969.86                      |                               |
| GES-206<br>989.02            | 02-Jan-04           | 18.69                       | 18.15                         | 0.54                        | 970.74                        |
|                              | 05-Jan-04           | 19.75                       | 19.41                         | 0.34                        | 969.53                        |
|                              | 07-Jan-04           | 22.60                       | 22.40                         | 0.20                        | 966.57                        |



TABLE 4

GROUNDWATER GAUGING DATA

Former Mobil Service Station #01-ECQ  
 83-89 Elm Street  
 Pittsfield, MA

(2004 through 2005)

| Well ID/<br>MP-EI<br>(feet) | Date of<br>Sampling | Depth to<br>Water<br>(feet) | Depth to<br>Product<br>(feet) | NAPL<br>Thickness<br>(feet) | Ground-<br>water EJ<br>(feet) |
|-----------------------------|---------------------|-----------------------------|-------------------------------|-----------------------------|-------------------------------|
| GES-206                     | 14-Jan-04           | 22.03                       | 21.95                         | 0.08                        | 967.05                        |
|                             | (Cont.) 19-Jan-04   | 19.15                       | 18.96                         | 0.19                        | 970.01                        |
| 989.02                      | 23-Jan-04           | 20.70                       | 20.39                         | 0.31                        | 968.56                        |
|                             | 26-Jan-04           | 22.22                       | 21.46                         | 0.76                        | 967.38                        |
|                             | 28-Jan-04           | 21.65                       | 21.60                         | 0.05                        | 967.41                        |
|                             | 02-Feb-04           | 22.40                       | 21.60                         | 0.80                        | 967.23                        |
|                             | 06-Feb-04           | 22.15                       | 21.60                         | 0.55                        | 967.29                        |
|                             | 09-Feb-04           | NA                          | 22.95                         | 0.45                        | NA                            |
|                             | 13-Feb-04           | 22.44                       | 22.40                         | 0.04                        | 966.61                        |
|                             | 18-Feb-04           | 23.15                       | 22.42                         | 0.73                        | 966.42                        |
|                             | 20-Feb-04           | 22.30                       | -                             | -                           | 966.72                        |
|                             | 23-Feb-04           | 21.86                       | 21.83                         | 0.03                        | 967.18                        |
|                             | 01-Mar-04           | 23.05                       | 22.94                         | 0.11                        | 966.05                        |
|                             | 03-Mar-04           | 23.00                       | 22.07                         | 0.93                        | 966.73                        |
|                             | 05-Mar-04           | 23.25                       | 22.61                         | 0.64                        | 966.26                        |
|                             | 10-Mar-04           | 22.98                       | 22.52                         | 0.46                        | 966.39                        |
| 988.90                      | 12-Mar-04           | 22.96                       | 22.55                         | 0.41                        | 966.25                        |
|                             | 15-Mar-04           | 22.25                       | 21.59                         | 0.66                        | 967.15                        |
|                             | 19-Mar-04           | 22.30                       | -                             | -                           | 966.72                        |
|                             | 22-Mar-04           | 22.40                       | 21.60                         | 0.80                        | 967.11                        |
|                             | 24-Mar-04           | 21.70                       | 21.60                         | 0.10                        | 967.28                        |
|                             | 29-Mar-04           | 19.40                       | 19.00                         | 0.40                        | 969.80                        |
|                             | 31-Mar-04           | 18.50                       | 18.45                         | 0.05                        | 970.44                        |
|                             | 02-Apr-04           | 13.81                       | 13.70                         | 0.11                        | 975.17                        |
|                             | 05-Apr-04           | 17.20                       | 17.15                         | 0.05                        | 971.74                        |
|                             | 07-Apr-04           | 19.04                       | 18.74                         | 0.30                        | 970.09                        |
|                             | 09-Apr-04           | 18.86                       | -                             | -                           | 970.04                        |
|                             | 12-Apr-04           | 20.00                       | 19.90                         | 0.10                        | 968.98                        |
|                             | 15-Apr-04           | 18.20                       | 17.37                         | 0.83                        | 971.33                        |
|                             | 19-Apr-04           | 22.31                       | 22.26                         | 0.05                        | 966.63                        |
|                             | 22-Apr-04           | 21.83                       | 21.70                         | 0.13                        | 967.17                        |
|                             | 26-Apr-04           | 20.17                       | -                             | -                           | 968.73                        |
|                             | 29-Apr-04           | 21.95                       | -                             | -                           | 966.95                        |
|                             | 03-May-04           | 20.60                       | 20.45                         | 0.15                        | 968.41                        |
|                             | 10-May-04           | 19.34                       | -                             | -                           | 969.56                        |
|                             | 13-May-04           | 18.20                       | 17.78                         | 0.42                        | 971.02                        |
|                             | 17-May-04           | 17.98                       | 17.78                         | 0.20                        | 971.07                        |
|                             | 20-May-04           | 22.75                       | -                             | -                           | 966.15                        |
|                             | 24-May-04           | 20.63                       | -                             | -                           | 968.27                        |
|                             | 02-Jun-04           | 17.01                       | 16.92                         | 0.09                        | 971.96                        |
|                             | 07-Jun-04           | 21.68                       | 21.53                         | 0.15                        | 967.33                        |
|                             | 11-Jun-04           | 22.94                       | 22.90                         | 0.04                        | 965.99                        |
|                             | 14-Jun-04           | 23.01                       | 22.95                         | 0.06                        | 965.94                        |
|                             | 21-Jun-04           | 23.36                       | -                             | -                           | 965.54                        |
|                             | 24-Jun-04           | 22.85                       | 22.80                         | 0.05                        | 966.09                        |
|                             | 29-Jul-04           | 22.15                       | 22.05                         | 0.10                        | 966.83                        |
|                             | 09-Aug-04           | 23.42                       | 23.30                         | 0.12                        | 965.57                        |
|                             | 19-Aug-04           | 21.92                       | 20.94                         | 0.98                        | 967.72                        |
|                             | 26-Aug-04           | 22.50                       | 22.42                         | 0.08                        | 966.46                        |
|                             | 07-Sep-04           | 22.59                       | 21.63                         | 0.96                        | 967.04                        |
|                             | 09-Sep-04           | 20.77                       | 20.44                         | 0.33                        | 968.38                        |
|                             | 16-Sep-04           | 23.35                       | 22.89                         | 0.46                        | 965.90                        |



TABLE 4

GROUNDWATER GAUGING DATA

Former Mobil Service Station #01-ECQ  
 83-89 Elm Street  
 Pittsfield, MA

(2004 through 2005)

| Well ID/<br>MP EI<br>(feet)  | Date of<br>Sampling | Depth to<br>Water<br>(feet) | Depth to<br>Product<br>(feet) | NAPL<br>Thickness<br>(feet) | Ground-<br>water El<br>(feet) |
|------------------------------|---------------------|-----------------------------|-------------------------------|-----------------------------|-------------------------------|
| GES-206<br>(Cont.)<br>988.90 | 30-Sep-04           | 18.47                       | 18.41                         | 0.06                        | 970.48                        |
|                              | 14-Oct-04           | 22.24                       | 21.48                         | 0.76                        | 967.24                        |
|                              | 21-Oct-04           | 19.99                       | 19.96                         | 0.03                        | 968.93                        |
|                              | 28-Oct-04           | Dry                         | -                             | -                           | NA                            |
| GES-208<br>993.47            | 23-Feb-04           | 20.00                       | -                             | -                           | 973.47                        |
|                              | 26-Mar-04           | DRY                         | -                             | -                           | NA                            |
|                              | 30-Aug-04           | 19.41                       | -                             | -                           | 974.06                        |
|                              | 05-Oct-04           | 16.20                       | -                             | -                           | 977.27                        |
|                              | 21-Feb-05           | 18.60                       | -                             | -                           | 974.87                        |
|                              | 11-Apr-05           | 12.88                       | -                             | -                           | 980.59                        |
|                              | 15-Apr-05           | 13.66                       | -                             | -                           | 979.81                        |
|                              | 09-Aug-05           | 19.67                       | -                             | -                           | 973.80                        |
|                              | 26-Sep-05           | 20.03                       | -                             | -                           | 973.44                        |
|                              | 30-Sep-05           | 20.02                       | -                             | -                           | 973.45                        |
| GES-209<br>989.31            | 14-Jan-04           | 11.53                       | -                             | -                           | 977.78                        |
|                              | 23-Feb-04           | Dry                         | -                             | -                           | NA                            |
|                              | 26-Mar-04           | 13.70                       | -                             | -                           | 975.61                        |
|                              | 15-Apr-04           | 9.97                        | -                             | -                           | 979.34                        |
|                              | 22-Apr-04           | 11.30                       | -                             | -                           | 978.01                        |
|                              | 29-Apr-04           | 11.08                       | -                             | -                           | 978.23                        |
|                              | 13-May-04           | 11.00                       | -                             | -                           | 978.31                        |
|                              | 20-May-04           | 11.56                       | -                             | -                           | 977.75                        |
|                              | 11-Jun-04           | 13.91                       | -                             | -                           | 975.40                        |
|                              | 30-Aug-04           | 11.87                       | -                             | -                           | 977.44                        |
|                              | 05-Oct-04           | 12.40                       | -                             | -                           | 976.91                        |
|                              | 21-Feb-05           | 16.00                       | -                             | -                           | 973.31                        |
|                              | 11-Apr-05           | 11.00                       | -                             | -                           | 978.31                        |
|                              | 15-Apr-05           | 10.53                       | -                             | -                           | 978.78                        |
|                              | 26-Sep-05           | Dry                         | -                             | -                           | NA                            |
| 30-Sep-05                    | Dry                 | -                           | -                             | NA                          |                               |
| GES-210<br>982.29            | 14-Jan-04           | 8.76                        | -                             | -                           | 973.53                        |
|                              | 13-Feb-04           | 12.81                       | -                             | -                           | 969.48                        |
|                              | 23-Feb-04           | Dry                         | -                             | -                           | NA                            |
|                              | 26-Mar-04           | 10.91                       | -                             | -                           | 971.38                        |
|                              | 15-Apr-04           | 7.54                        | -                             | -                           | 974.75                        |
|                              | 22-Apr-04           | 8.36                        | -                             | -                           | 973.93                        |
|                              | 29-Apr-04           | 8.21                        | -                             | -                           | 974.08                        |
|                              | 13-May-04           | 8.43                        | -                             | -                           | 973.86                        |
|                              | 20-May-04           | 9.15                        | -                             | -                           | 973.14                        |
|                              | 11-Jun-04           | 9.26                        | -                             | -                           | 973.03                        |
|                              | 24-Jun-04           | 10.21                       | -                             | -                           | 972.08                        |
|                              | 02-Aug-04           | 6.15                        | -                             | -                           | 976.14                        |
|                              | 05-Aug-04           | 6.62                        | -                             | -                           | 975.67                        |
|                              | 30-Aug-04           | 7.70                        | -                             | -                           | 974.59                        |
|                              | 05-Oct-04           | 9.25                        | -                             | -                           | 973.04                        |
|                              | 11-Apr-05           | 7.00                        | -                             | -                           | 975.29                        |
|                              | 15-Apr-05           | 7.28                        | -                             | -                           | 975.01                        |
|                              | 09-Aug-05           | 13.00                       | -                             | -                           | 969.29                        |
| 26-Sep-05                    | 13.31               | -                           | -                             | 968.98                      |                               |
| 30-Sep-05                    | Dry                 | -                           | -                             | NA                          |                               |
| GES-211                      | 14-Jan-04           | 14.27                       | -                             | -                           | 974.53                        |



TABLE 4

GROUNDWATER GAUGING DATA

Former Mobil Service Station #01-ECQ  
 83-89 Elm Street  
 Pittsfield, MA

(2004 through 2005)

| Well ID/<br>MPEI<br>(feet)   | Date of<br>Sampling | Depth to<br>Water<br>(feet) | Depth to<br>Product<br>(feet) | NAPL<br>Thickness<br>(feet) | Ground-<br>water El<br>(feet) |
|------------------------------|---------------------|-----------------------------|-------------------------------|-----------------------------|-------------------------------|
| GES-211<br>(Cont.)<br>988.80 | 13-Feb-04           | 16.34                       | -                             | -                           | 972.46                        |
|                              | 23-Feb-04           | Dry                         | -                             | -                           | NA                            |
|                              | 26-Mar-04           | 15.86                       | -                             | -                           | 972.94                        |
|                              | 15-Apr-04           | 12.50                       | -                             | -                           | 976.30                        |
|                              | 22-Apr-04           | 13.78                       | -                             | -                           | 975.02                        |
|                              | 29-Apr-04           | 13.34                       | -                             | -                           | 975.46                        |
|                              | 13-May-04           | 13.17                       | -                             | -                           | 975.63                        |
|                              | 20-May-04           | 13.76                       | -                             | -                           | 975.04                        |
|                              | 11-Jun-04           | 13.91                       | -                             | -                           | 974.89                        |
|                              | 24-Jun-04           | 14.45                       | -                             | -                           | 974.35                        |
|                              | 21-Jul-04           | 14.48                       | -                             | -                           | 974.32                        |
|                              | 02-Aug-04           | 10.45                       | -                             | -                           | 978.35                        |
|                              | 05-Aug-04           | 11.03                       | -                             | -                           | 977.77                        |
|                              | 30-Aug-04           | 13.60                       | -                             | -                           | 975.20                        |
|                              | 05-Oct-04           | 15.46                       | -                             | -                           | 973.34                        |
|                              | 11-Apr-05           | 12.45                       | -                             | -                           | 976.35                        |
|                              | 15-Apr-05           | 11.68                       | -                             | -                           | 977.12                        |
|                              | 09-Aug-05           | Dry                         | -                             | -                           | NA                            |
|                              | 26-Sep-05           | Dry                         | -                             | -                           | NA                            |
| 30-Sep-05                    | Dry                 | -                           | -                             | NA                          |                               |
| GES-212<br>987.59            | 21-Mar-03           | 10.89                       | -                             | -                           | 976.70                        |
|                              | 10-Apr-03           | 9.82                        | -                             | -                           | 977.77                        |
|                              | 08-May-03           | 11.20                       | -                             | -                           | 976.39                        |
|                              | 09-May-03           | 11.30                       | -                             | -                           | 976.29                        |
|                              | 14-Jul-03           | 11.68                       | -                             | -                           | 975.91                        |
|                              | 27-Aug-03           | 10.69                       | -                             | -                           | 976.90                        |
|                              | 28-Aug-03           | 10.21                       | -                             | -                           | 977.38                        |
|                              | 29-Aug-03           | 10.94                       | -                             | -                           | 976.65                        |
|                              | 03-Sep-03           | 11.52                       | -                             | -                           | 976.07                        |
|                              | 05-Sep-03           | 11.41                       | -                             | -                           | 976.18                        |
|                              | 21-Jul-04           | 11.38                       | -                             | -                           | 976.21                        |
|                              | 02-Aug-04           | 8.78                        | -                             | -                           | 978.81                        |
|                              | 05-Aug-04           | 8.75                        | -                             | -                           | 978.84                        |
|                              | 30-Aug-04           | 10.69                       | -                             | -                           | 976.90                        |
|                              | 05-Oct-04           | 11.73                       | -                             | -                           | 975.86                        |
|                              | 21-Feb-05           | 11.69                       | -                             | -                           | 975.90                        |
|                              | 11-Apr-05           | 9.67                        | -                             | -                           | 977.92                        |
|                              | 15-Apr-05           | 9.83                        | -                             | -                           | 977.76                        |
|                              | 09-Aug-05           | 12.24                       | -                             | -                           | 975.35                        |
| 26-Sep-05                    | 13.30               | -                           | -                             | 974.29                      |                               |
| 30-Sep-05                    | 12.04               | -                           | -                             | 975.55                      |                               |
| GES-213<br>989.17            | 23-Feb-04           | 13.87                       | 13.85                         | 0.02                        | 975.31                        |
|                              | 21-Jul-04           | 11.26                       | -                             | -                           | 977.91                        |
|                              | 02-Aug-04           | 9.45                        | -                             | -                           | 979.72                        |
|                              | 05-Aug-04           | 9.53                        | -                             | -                           | 979.64                        |
|                              | 30-Aug-04           | 10.11                       | -                             | -                           | 979.06                        |
|                              | 05-Oct-04           | 9.85                        | -                             | -                           | 979.32                        |
|                              | 11-Apr-05           | 9.11                        | -                             | -                           | 980.06                        |
|                              | 15-Apr-05           | 9.23                        | -                             | -                           | 979.94                        |
|                              | 26-Sep-05           | Dry                         | -                             | -                           | NA                            |
| 30-Sep-05                    | Dry                 | -                           | -                             | NA                          |                               |



TABLE 4

GROUNDWATER GAUGING DATA

Former Mobil Service Station #01-ECQ  
83-89 Elm Street  
Pittsfield, MA

(2004 through 2005)

| Well ID/<br>MPEI<br>(feet)      | Date of<br>Sampling | Depth to<br>Water<br>(feet) | Depth to<br>Product<br>(feet) | NAPL<br>Thickness<br>(feet) | Ground-<br>water El<br>(feet) |
|---------------------------------|---------------------|-----------------------------|-------------------------------|-----------------------------|-------------------------------|
| GES-214<br>986.57               | 23-Feb-04           | 15.94                       | -                             | -                           | 970.63                        |
|                                 | 21-Jul-04           | 12.36                       | -                             | -                           | 974.21                        |
|                                 | 02-Aug-04           | 9.42                        | -                             | -                           | 977.15                        |
|                                 | 05-Aug-04           | 9.88                        | -                             | -                           | 976.69                        |
|                                 | 30-Aug-04           | 11.13                       | -                             | -                           | 975.44                        |
|                                 | 05-Oct-04           | 12.03                       | -                             | -                           | 974.54                        |
|                                 | 21-Feb-05           | 13.38                       | -                             | -                           | 973.19                        |
|                                 | 11-Apr-05           | 10.55                       | -                             | -                           | 976.02                        |
|                                 | 15-Apr-05           | 10.72                       | -                             | -                           | 975.85                        |
|                                 | 09-Aug-05           | 15.30                       | -                             | -                           | 972.29                        |
|                                 | 26-Sep-05           | 17.45                       | -                             | -                           | 970.14                        |
|                                 | 30-Sep-05           | 17.18                       | -                             | -                           | 970.41                        |
|                                 | GES-215<br>986.65   | 23-Feb-04                   | 15.91                         | -                           | -                             |
| 02-Aug-04                       |                     | 9.37                        | -                             | -                           | 977.23                        |
| 05-Aug-04                       |                     | 9.91                        | -                             | -                           | 976.69                        |
| 30-Aug-04                       |                     | 11.36                       | -                             | -                           | 975.24                        |
| 05-Oct-04                       |                     | 12.23                       | -                             | -                           | 974.37                        |
| 21-Feb-05                       |                     | 15.39                       | -                             | -                           | 971.21                        |
| 11-Apr-05                       |                     | 10.71                       | -                             | -                           | 975.89                        |
| 15-Apr-05                       |                     | 10.70                       | -                             | -                           | 975.90                        |
| 09-Aug-05                       |                     | 15.45                       | -                             | -                           | 971.15                        |
| 26-Sep-05                       |                     | Dry                         | -                             | -                           | NA                            |
| 30-Sep-05                       |                     | 17.55                       | -                             | -                           | 969.05                        |
| GES-216<br>987.01<br><br>986.88 | 02-Jan-04           | 16.95                       | 16.92                         | 0.03                        | 970.08                        |
|                                 | 05-Jan-04           | 17.57                       | 17.53                         | 0.04                        | 969.47                        |
|                                 | 07-Jan-04           | 21.30                       | 21.28                         | 0.02                        | 965.73                        |
|                                 | 14-Jan-04           | 21.15                       | 21.10                         | 0.05                        | 965.90                        |
|                                 | 19-Jan-04           | 17.85                       | 17.78                         | 0.07                        | 969.21                        |
|                                 | 23-Jan-04           | 19.90                       | 19.81                         | 0.09                        | 967.18                        |
|                                 | 26-Jan-04           | 20.63                       | 20.60                         | 0.03                        | 966.40                        |
|                                 | 28-Jan-04           | 20.84                       | -                             | -                           | 966.17                        |
|                                 | 02-Feb-04           | 20.65                       | -                             | -                           | 966.36                        |
|                                 | 06-Feb-04           | 20.60                       | 20.49                         | 0.11                        | 966.49                        |
|                                 | 09-Feb-04           | 21.62                       | 21.59                         | 0.03                        | 965.41                        |
|                                 | 13-Feb-04           | 20.90                       | -                             | -                           | 966.11                        |
|                                 | 16-Feb-04           | 21.35                       | 21.35                         | <0.01                       | 965.66                        |
|                                 | 18-Feb-04           | 21.20                       | 21.18                         | 0.02                        | 965.83                        |
|                                 | 20-Feb-04           | 21.25                       | 21.15                         | 0.10                        | 965.84                        |
|                                 | 23-Feb-04           | 20.91                       | 20.80                         | 0.11                        | 966.18                        |
|                                 | 01-Mar-04           | 22.20                       | 22.15                         | 0.05                        | 964.85                        |
|                                 | 03-Mar-04           | 21.12                       | 21.05                         | 0.07                        | 965.94                        |
|                                 | 05-Mar-04           | 21.95                       | 21.84                         | 0.11                        | 965.14                        |
|                                 | 10-Mar-04           | 21.79                       | -                             | -                           | 965.22                        |
|                                 | 12-Mar-04           | 21.70                       | -                             | -                           | 965.18                        |
|                                 | 15-Mar-04           | 20.63                       | 20.62                         | 0.01                        | 966.26                        |
|                                 | 19-Mar-04           | 21.80                       | -                             | -                           | 965.08                        |
| 22-Mar-04                       | 20.70               | -                           | -                             | 966.18                      |                               |
| 26-Mar-04                       | 20.82               | -                           | -                             | 966.06                      |                               |
| 29-Mar-04                       | 17.40               | 16.90                       | 0.50                          | 969.86                      |                               |
| 31-Mar-04                       | 17.80               | 17.29                       | 0.51                          | 969.47                      |                               |
| 02-Apr-04                       | 12.91               | -                           | -                             | 973.97                      |                               |
| 05-Apr-04                       | 15.45               | 15.40                       | 0.05                          | 971.47                      |                               |



TABLE 4

## GROUNDWATER GAUGING DATA

Former Mobil Service Station #01-ECQ

83-89 Elm Street

Pittsfield, MA

(2004 through 2005)

| Well ID/<br>MP El<br>(feet) | Date of<br>Sampling | Depth to<br>Water<br>(feet) | Depth to<br>Product<br>(feet) | NAPL<br>Thickness<br>(feet) | Ground-<br>water El<br>(feet) |
|-----------------------------|---------------------|-----------------------------|-------------------------------|-----------------------------|-------------------------------|
| GES-216                     | 07-Apr-04           | 18.78                       | 17.50                         | 1.28                        | 969.07                        |
| (Cont.)                     | 09-Apr-04           | 17.70                       | 17.55                         | 0.15                        | 969.29                        |
| 986.88                      | 12-Apr-04           | 15.60                       | 15.41                         | 0.19                        | 971.42                        |
|                             | 15-Apr-04           | 17.10                       | 15.44                         | 1.66                        | 971.04                        |
|                             | 19-Apr-04           | 15.25                       | -                             | -                           | 971.63                        |
|                             | 22-Apr-04           | 21.73                       | 21.70                         | 0.03                        | 965.17                        |
|                             | 26-Apr-04           | 20.35                       | 20.30                         | 0.05                        | 966.57                        |
|                             | 29-Apr-04           | 21.77                       | 21.60                         | 0.17                        | 965.24                        |
|                             | 03-May-04           | 20.70                       | 20.50                         | 0.20                        | 966.33                        |
|                             | 10-May-04           | 17.70                       | -                             | -                           | 969.18                        |
|                             | 13-May-04           | 20.89                       | 20.80                         | 0.09                        | 966.06                        |
|                             | 17-May-04           | 16.46                       | 16.40                         | 0.06                        | 970.47                        |
|                             | 20-May-04           | 20.90                       | -                             | -                           | 965.98                        |
|                             | 24-May-04           | 19.75                       | -                             | -                           | 967.13                        |
|                             | 07-Jun-04           | 21.45                       | 20.98                         | 0.47                        | 965.79                        |
|                             | 11-Jun-04           | 22.45                       | 21.64                         | 0.81                        | 965.05                        |
|                             | 14-Jun-04           | 22.53                       | 21.72                         | 0.81                        | 964.97                        |
|                             | 21-Jun-04           | 21.40                       | 21.30                         | 0.10                        | 965.56                        |
|                             | 24-Jun-04           | 21.15                       | 21.05                         | 0.10                        | 965.81                        |
|                             | 22-Jul-04           | 20.09                       | 19.91                         | 0.18                        | 966.93                        |
|                             | 26-Jul-04           | 19.90                       | -                             | -                           | 966.98                        |
|                             | 29-Jul-04           | 21.20                       | -                             | -                           | 965.68                        |
|                             | 02-Aug-04           | 19.40                       | -                             | -                           | 967.48                        |
|                             | 05-Aug-04           | 23.40                       | -                             | -                           | 963.48                        |
|                             | 09-Aug-04           | 23.38                       | -                             | -                           | 963.50                        |
|                             | 13-Aug-04           | 19.60                       | -                             | -                           | 967.28                        |
|                             | 19-Aug-04           | 19.56                       | -                             | -                           | 967.32                        |
|                             | 23-Aug-04           | 20.18                       | -                             | -                           | 966.70                        |
|                             | 26-Aug-04           | 21.15                       | -                             | -                           | 965.73                        |
|                             | 30-Aug-04           | 20.35                       | -                             | -                           | 966.53                        |
|                             | 07-Sep-04           | 20.39                       | -                             | -                           | 966.49                        |
|                             | 09-Sep-04           | 19.12                       | -                             | -                           | 967.76                        |
|                             | 13-Sep-04           | 21.18                       | -                             | -                           | 965.70                        |
|                             | 16-Sep-04           | 21.47                       | -                             | -                           | 965.41                        |
|                             | 27-Sep-04           | 18.58                       | -                             | -                           | 968.30                        |
|                             | 30-Sep-04           | 18.25                       | -                             | -                           | 968.63                        |
|                             | 05-Oct-04           | 22.79                       | -                             | -                           | 964.09                        |
|                             | 14-Oct-04           | 20.51                       | -                             | -                           | 966.37                        |
|                             | 21-Oct-04           | 18.91                       | -                             | -                           | 967.97                        |
|                             | 25-Oct-04           | 25.29                       | -                             | -                           | 961.59                        |
|                             | 28-Oct-04           | 25.73                       | -                             | -                           | 961.15                        |
|                             | 15-Nov-04           | 25.05                       | -                             | -                           | 961.83                        |
|                             | 27-Dec-04           | 14.94                       | -                             | -                           | 971.94                        |
|                             | 12-Jan-05           | 21.50                       | -                             | -                           | 965.38                        |
|                             | 08-Feb-05           | 18.47                       | -                             | -                           | 968.41                        |
|                             | 02-Mar-05           | 18.85                       | -                             | -                           | 968.03                        |
|                             | 11-Apr-05           | 19.00                       | -                             | -                           | 967.88                        |
|                             | 15-Apr-05           | 16.21                       | -                             | -                           | 970.67                        |
|                             | 09-Aug-05           | 22.69                       | -                             | -                           | 964.19                        |
|                             | 26-Sep-05           | 21.22                       | -                             | -                           | 965.66                        |
|                             | 30-Sep-05           | 18.63                       | -                             | -                           | 968.25                        |



TABLE 4

GROUNDWATER GAUGING DATA

Former Mobil Service Station #01-ECQ

83-89 Elm Street

Pittsfield, MA

(2004 through 2005)

| Well ID/<br>MP EI<br>(feet) | Date of<br>Sampling | Depth to<br>Water<br>(feet) | Depth to<br>Product<br>(feet) | NAPL<br>Thickness<br>(feet) | Ground-<br>water EI<br>(feet) |        |
|-----------------------------|---------------------|-----------------------------|-------------------------------|-----------------------------|-------------------------------|--------|
| GES-217<br>986.93           | 02-Jan-04           | 17.61                       | -                             | -                           | 969.32                        |        |
|                             | 05-Jan-04           | 17.12                       | -                             | -                           | 969.81                        |        |
|                             | 07-Jan-04           | 21.22                       | -                             | -                           | 965.71                        |        |
|                             | 14-Jan-04           | 21.05                       | -                             | -                           | 965.88                        |        |
|                             | 19-Jan-04           | 18.89                       | -                             | -                           | 968.04                        |        |
|                             | 23-Jan-04           | 20.81                       | -                             | -                           | 966.12                        |        |
|                             | 26-Jan-04           | 19.62                       | -                             | -                           | 967.31                        |        |
|                             | 28-Jan-04           | 21.32                       | -                             | -                           | 965.61                        |        |
|                             | 02-Feb-04           | 21.45                       | -                             | -                           | 965.48                        |        |
|                             | 06-Feb-04           | 19.60                       | -                             | -                           | 967.33                        |        |
|                             | 09-Feb-04           | 21.46                       | -                             | -                           | 965.47                        |        |
|                             | 13-Feb-04           | 20.90                       | -                             | -                           | 966.03                        |        |
|                             | 16-Feb-04           | 21.71                       | -                             | -                           | 965.22                        |        |
|                             | 18-Feb-04           | 21.10                       | -                             | -                           | 965.83                        |        |
|                             | 20-Feb-04           | 21.41                       | -                             | -                           | 965.52                        |        |
|                             | 23-Feb-04           | 20.78                       | -                             | -                           | 966.15                        |        |
|                             | 01-Mar-04           | 22.06                       | -                             | -                           | 964.87                        |        |
|                             | 03-Mar-04           | 20.96                       | -                             | -                           | 965.97                        |        |
|                             | 05-Mar-04           | 21.68                       | -                             | -                           | 965.25                        |        |
|                             | 10-Mar-04           | 21.64                       | -                             | -                           | 965.29                        |        |
|                             | 986.76              | 12-Mar-04                   | 21.50                         | -                           | -                             | 965.26 |
|                             |                     | 15-Mar-04                   | 20.57                         | -                           | -                             | 966.19 |
|                             |                     | 19-Mar-04                   | 20.95                         | -                           | -                             | 965.81 |
|                             |                     | 22-Mar-04                   | 20.62                         | -                           | -                             | 966.14 |
|                             |                     | 29-Mar-04                   | 16.99                         | -                           | -                             | 969.77 |
|                             |                     | 31-Mar-04                   | 17.21                         | -                           | -                             | 969.55 |
|                             |                     | 02-Apr-04                   | 14.20                         | -                           | -                             | 972.56 |
|                             |                     | 05-Apr-04                   | 16.95                         | -                           | -                             | 969.81 |
|                             |                     | 07-Apr-04                   | 17.61                         | -                           | -                             | 969.15 |
|                             |                     | 09-Apr-04                   | 19.05                         | -                           | -                             | 967.71 |
|                             |                     | 12-Apr-04                   | 19.03                         | -                           | -                             | 967.73 |
|                             |                     | 15-Apr-04                   | 17.22                         | -                           | -                             | 969.54 |
|                             |                     | 19-Apr-04                   | 19.43                         | -                           | -                             | 967.33 |
| 22-Apr-04                   |                     | 21.73                       | -                             | -                           | 965.03                        |        |
| 26-Apr-04                   |                     | 20.93                       | -                             | -                           | 965.83                        |        |
| 29-Apr-04                   |                     | 20.98                       | -                             | -                           | 965.78                        |        |
| 03-May-04                   |                     | 20.18                       | -                             | -                           | 966.58                        |        |
| 10-May-04                   |                     | 18.74                       | -                             | -                           | 968.02                        |        |
| 13-May-04                   |                     | 19.45                       | -                             | -                           | 967.31                        |        |
| 17-May-04                   |                     | 17.73                       | -                             | -                           | 969.03                        |        |
| 20-May-04                   |                     | 21.03                       | -                             | -                           | 965.73                        |        |
| 24-May-04                   |                     | 20.35                       | -                             | -                           | 966.41                        |        |
| 11-Jun-04                   |                     | 22.35                       | -                             | -                           | 964.41                        |        |
| 14-Jun-04                   |                     | 22.38                       | -                             | -                           | 964.38                        |        |
| 21-Jun-04                   |                     | 22.47                       | -                             | -                           | 964.29                        |        |
| 24-Jun-04                   |                     | 22.15                       | -                             | -                           | 964.61                        |        |
| 22-Jul-04                   |                     | **19.83                     | 18.35                         | >1.48                       | NA                            |        |
| 26-Jul-04                   |                     | 19.80                       | -                             | -                           | 966.96                        |        |
| 29-Jul-04                   |                     | 21.35                       | 19.87                         | 1.48                        | 965.41                        |        |
| 02-Aug-04                   |                     | 19.80                       | 19.65                         | 0.15                        | 967.07                        |        |
| 05-Aug-04                   |                     | 23.50                       | 23.01                         | 0.49                        | 963.63                        |        |
| 09-Aug-04                   |                     | 23.20                       | 22.98                         | 0.22                        | 963.73                        |        |



TABLE 4

GROUNDWATER GAUGING DATA

Former Mobil Service Station #01-ECQ

83-89 Elm Street

Pittsfield, MA

(2004 through 2005)

| Well ID/<br>MP EI<br>(feet)  | Date of<br>Sampling | Depth to<br>Water<br>(feet) | Depth to<br>Product<br>(feet) | NAPL<br>Thickness<br>(feet) | Ground-<br>water El<br>(feet) |
|------------------------------|---------------------|-----------------------------|-------------------------------|-----------------------------|-------------------------------|
| GES-217<br>(Cont.)<br>986.76 | 13-Aug-04           | 19.75                       | 19.70                         | 0.05                        | 967.05                        |
|                              | 19-Aug-04           | NA                          | 19.94                         | 7.40                        | NA                            |
|                              | 23-Aug-04           | 20.33                       | -                             | -                           | 966.43                        |
|                              | 26-Aug-04           | 20.23                       | -                             | -                           | 966.53                        |
|                              | 07-Sep-04           | 20.56                       | -                             | -                           | 966.20                        |
|                              | 09-Sep-04           | 19.45                       | -                             | -                           | 967.31                        |
|                              | 16-Sep-04           | 21.69                       | -                             | -                           | 965.07                        |
|                              | 27-Sep-04           | 18.80                       | -                             | -                           | 967.96                        |
|                              | 30-Sep-04           | 18.95                       | -                             | -                           | 967.81                        |
|                              | 14-Oct-04           | 20.46                       | -                             | -                           | 966.30                        |
|                              | 21-Oct-04           | 17.15                       | -                             | -                           | 969.61                        |
|                              | 25-Oct-04           | 24.08                       | -                             | -                           | 962.68                        |
|                              | 28-Oct-04           | 25.49                       | -                             | -                           | 961.27                        |
|                              | 15-Nov-04           | 25.02                       | 24.91                         | 0.11                        | 961.82                        |
|                              | 10-Jan-05           | 20.80                       | -                             | -                           | 965.96                        |
|                              | 12-Jan-05           | 21.73                       | -                             | -                           | 965.03                        |
|                              | 31-Jan-05           | 23.55                       | -                             | -                           | 963.21                        |
|                              | 08-Feb-05           | 18.44                       | 18.24                         | 0.20                        | 968.47                        |
|                              | 14-Feb-05           | 22.73                       | 22.70                         | 0.03                        | 964.05                        |
|                              | 21-Feb-05           | 21.13                       | 20.53                         | 0.60                        | 966.09                        |
|                              | 28-Feb-05           | 21.21                       | -                             | -                           | 965.55                        |
|                              | 02-Mar-05           | 18.95                       | 18.62                         | 0.33                        | 968.06                        |
|                              | 11-Apr-05           | 19.60                       | 19.10                         | 0.50                        | 967.54                        |
|                              | 25-Apr-05           | 19.12                       | 19.08                         | 0.04                        | 967.67                        |
|                              | 25-Jul-05           | 20.07                       | -                             | -                           | 966.69                        |
|                              | 09-Aug-05           | 22.68                       | -                             | -                           | 964.08                        |
| 26-Sep-05                    | 20.04               | -                           | -                             | 966.72                      |                               |
| GES-218<br>989.88            | 05-Jan-04           | 20.55                       | 19.83                         | 0.72                        | 969.88                        |
|                              | 07-Jan-04           | 24.00                       | 23.15                         | 0.85                        | 966.53                        |
|                              | 14-Jan-04           | 22.60                       | 22.50                         | 0.10                        | 967.36                        |
|                              | 19-Jan-04           | 20.50                       | 19.69                         | 0.81                        | 970.00                        |
|                              | 23-Jan-04           | 22.46                       | 20.62                         | 1.84                        | 968.82                        |
|                              | 26-Jan-04           | 22.28                       | 21.95                         | 0.33                        | 967.85                        |
|                              | 28-Jan-04           | 22.40                       | 22.20                         | 0.20                        | 967.63                        |
|                              | 02-Feb-04           | 24.29                       | 22.11                         | 2.18                        | 967.25                        |
|                              | 06-Feb-04           | 22.30                       | 22.02                         | 0.28                        | 967.79                        |
|                              | 09-Feb-04           | NA                          | 23.54                         | 1.36                        | NA                            |
|                              | 13-Feb-04           | 25.00                       | 23.30                         | 1.70                        | 966.17                        |
|                              | 16-Feb-04           | 24.97                       | 23.32                         | 1.65                        | 966.16                        |
|                              | 18-Feb-04           | 24.97                       | 23.19                         | 1.78                        | 966.26                        |
|                              | 20-Feb-04           | 22.78                       | 22.75                         | 0.03                        | 967.12                        |
|                              | 23-Feb-04           | 25.01                       | 22.17                         | 2.84                        | 967.03                        |
|                              | 01-Mar-04           | NA                          | 23.32                         | 1.58                        | NA                            |
|                              | 03-Mar-04           | 25.03                       | 22.31                         | 2.72                        | 966.92                        |
|                              | 05-Mar-04           | 24.98                       | 22.70                         | 2.28                        | 966.63                        |
|                              | 10-Mar-04           | 25.00                       | 22.70                         | 2.30                        | 966.63                        |
|                              | 989.74              | 12-Mar-04                   | 25.00                         | 22.66                       | 2.34                          |
| 15-Mar-04                    | 23.75               | 22.21                       | 1.54                          | 967.16                      |                               |
| 19-Mar-04                    | 25.10               | 23.30                       | 1.80                          | 966.01                      |                               |
| 22-Mar-04                    | 24.00               | 22.20                       | 1.80                          | 967.11                      |                               |
| 24-Mar-04                    | 22.50               | 22.35                       | 0.15                          | 967.35                      |                               |
| 29-Mar-04                    | 20.35               | 19.79                       | 0.56                          | 969.82                      |                               |





TABLE 4

GROUNDWATER GAUGING DATA

Former Mobil Service Station #01-ECQ

83-89 Elm Street

Pittsfield, MA

(2004 through 2005)

| Well ID/<br>MP EI<br>(feet)  | Date of<br>Sampling | Depth to<br>Water<br>(feet) | Depth to<br>Product<br>(feet) | NAPL<br>Thickness<br>(feet) | Ground-<br>water El<br>(feet) |
|------------------------------|---------------------|-----------------------------|-------------------------------|-----------------------------|-------------------------------|
| GES-218<br>(Cont.)<br>989.74 | 31-Mar-04           | 19.45                       | 19.13                         | 0.32                        | 970.53                        |
|                              | 02-Apr-04           | 14.20                       | 14.15                         | 0.05                        | 975.58                        |
|                              | 05-Apr-04           | 18.05                       | 17.85                         | 0.20                        | 971.84                        |
|                              | 07-Apr-04           | 20.11                       | 19.50                         | 0.61                        | 970.09                        |
|                              | 09-Apr-04           | 19.70                       | 19.68                         | 0.02                        | 970.06                        |
|                              | 12-Apr-04           | 21.75                       | 21.64                         | 0.11                        | 968.07                        |
|                              | 15-Apr-04           | 19.25                       | 18.13                         | 1.12                        | 971.34                        |
|                              | 19-Apr-04           | 23.60                       | 22.93                         | 0.67                        | 966.65                        |
|                              | 22-Apr-04           | 23.10                       | 22.42                         | 0.68                        | 967.16                        |
|                              | 26-Apr-04           | 22.65                       | 21.85                         | 0.80                        | 967.70                        |
|                              | 29-Apr-04           | 23.27                       | 22.77                         | 0.50                        | 966.85                        |
|                              | 03-May-04           | 23.05                       | 22.10                         | 0.95                        | 967.41                        |
|                              | 10-May-04           | 20.50                       | 20.15                         | 0.35                        | 969.51                        |
|                              | 13-May-04           | 20.92                       | 20.11                         | 0.81                        | 969.44                        |
|                              | 17-May-04           | 19.35                       | 18.40                         | 0.95                        | 971.11                        |
|                              | 20-May-04           | 22.95                       | -                             | -                           | 966.79                        |
|                              | 24-May-04           | 21.50                       | 21.30                         | 0.20                        | 968.39                        |
|                              | 02-Jun-04           | 20.17                       | 20.05                         | 0.12                        | 969.66                        |
|                              | 07-Jun-04           | 23.32                       | 22.04                         | 1.28                        | 967.39                        |
|                              | 11-Jun-04           | 24.53                       | 23.52                         | 1.01                        | 965.98                        |
|                              | 14-Jun-04           | 24.59                       | 23.62                         | 0.97                        | 965.89                        |
|                              | 21-Jun-04           | 24.91                       | 24.86                         | 0.05                        | 964.87                        |
|                              | 24-Jun-04           | 23.55                       | 23.46                         | 0.09                        | 966.26                        |
|                              | 29-Jul-04           | 22.75                       | 22.70                         | 0.05                        | 967.03                        |
|                              | 09-Aug-04           | Dry                         | -                             | -                           | NA                            |
|                              | 19-Aug-04           | 24.29                       | 21.30                         | 2.99                        | 967.72                        |
|                              | 26-Aug-04           | 23.20                       | 23.10                         | 0.10                        | 966.62                        |
|                              | 07-Sep-04           | 24.40                       | 22.28                         | 2.12                        | 966.95                        |
|                              | 09-Sep-04           | 22.93                       | 20.79                         | 2.14                        | 968.44                        |
|                              | 16-Sep-04           | 25.10                       | 23.43                         | 1.67                        | 965.91                        |
|                              | 30-Sep-04           | 20.41                       | 18.83                         | 1.58                        | 970.53                        |
|                              | 14-Oct-04           | 23.86                       | 23.25                         | 0.61                        | 966.34                        |
|                              | 21-Oct-04           | 20.07                       | -                             | -                           | 969.67                        |
| 28-Oct-04                    | Dry                 | -                           | -                             | NA                          |                               |
| 31-Jan-05                    | Dry                 | -                           | -                             | NA                          |                               |
| 09-Aug-05                    | Dry                 | -                           | -                             | NA                          |                               |
| GES-219<br>982.52            | 02-Jan-04           | 11.65                       | -                             | -                           | 970.87                        |
|                              | 05-Jan-04           | 11.85                       | -                             | -                           | 970.67                        |
|                              | 07-Jan-04           | 15.92                       | -                             | -                           | 966.60                        |
|                              | 14-Jan-04           | 15.84                       | -                             | -                           | 966.68                        |
|                              | 19-Jan-04           | 12.46                       | -                             | -                           | 970.06                        |
|                              | 23-Jan-04           | 14.59                       | -                             | -                           | 967.93                        |
|                              | 26-Jan-04           | 15.38                       | -                             | -                           | 967.14                        |
|                              | 28-Jan-04           | 15.47                       | -                             | -                           | 967.05                        |
|                              | 02-Feb-04           | 15.46                       | -                             | -                           | 967.06                        |
|                              | 06-Feb-04           | 15.40                       | -                             | -                           | 967.12                        |
|                              | 09-Feb-04           | 16.75                       | -                             | -                           | 965.77                        |
|                              | 13-Feb-04           | 15.93                       | -                             | -                           | 966.59                        |
|                              | 16-Feb-04           | 17.19                       | -                             | -                           | 965.33                        |
|                              | 18-Feb-04           | 16.80                       | -                             | -                           | 965.72                        |
|                              | 20-Feb-04           | 16.17                       | -                             | -                           | 966.35                        |
| 23-Feb-04                    | 15.55               | -                           | -                             | 966.97                      |                               |



TABLE 4

GROUNDWATER GAUGING DATA

Former Mobil Service Station #01-ECQ

83-89 Elm Street

Pittsfield, MA

(2004 through 2005)

| Well ID/<br>MP EI<br>(feet) | Date of<br>Sampling | Depth to<br>Water<br>(feet) | Depth to<br>Product<br>(feet) | NAPL<br>Thickness<br>(feet) | Ground-<br>water El<br>(feet) |
|-----------------------------|---------------------|-----------------------------|-------------------------------|-----------------------------|-------------------------------|
| GES-219                     | 01-Mar-04           | 16.24                       | -                             | -                           | 966.28                        |
| (Cont.)                     | 03-Mar-04           | 15.87                       | -                             | -                           | 966.65                        |
| 982.52                      | 05-Mar-04           | 16.18                       | -                             | -                           | 966.34                        |
| 981.58                      | 15-Mar-04           | 16.90                       | -                             | -                           | 964.68                        |
|                             | 19-Mar-04           | 16.99                       | -                             | -                           | 964.59                        |
|                             | 22-Mar-04           | 15.33                       | -                             | -                           | 966.25                        |
|                             | 19-Mar-04           | 17.17                       | -                             | -                           | 964.41                        |
|                             | 22-Mar-04           | 15.35                       | -                             | -                           | 966.23                        |
|                             | 24-Mar-04           | 15.31                       | -                             | -                           | 966.27                        |
|                             | 29-Mar-04           | 11.29                       | -                             | -                           | 970.29                        |
|                             | 31-Mar-04           | 11.70                       | -                             | -                           | 969.88                        |
|                             | 02-Apr-04           | 6.71                        | -                             | -                           | 974.87                        |
|                             | 05-Apr-04           | 10.41                       | -                             | -                           | 971.17                        |
|                             | 07-Apr-04           | 11.94                       | -                             | -                           | 969.64                        |
|                             | 09-Apr-04           | 12.80                       | -                             | -                           | 968.78                        |
|                             | 12-Apr-04           | 12.37                       | -                             | -                           | 969.21                        |
|                             | 15-Apr-04           | 10.50                       | -                             | -                           | 971.08                        |
|                             | 19-Apr-04           | 15.25                       | -                             | -                           | 966.33                        |
|                             | 22-Apr-04           | 15.58                       | -                             | -                           | 966.00                        |
|                             | 26-Apr-04           | *7.90                       | -                             | -                           | NA                            |
|                             | 29-Apr-04           | 15.50                       | -                             | -                           | 966.08                        |
|                             | 03-May-04           | 15.15                       | -                             | -                           | 966.43                        |
|                             | 10-May-04           | 11.95                       | -                             | -                           | 969.63                        |
|                             | 13-May-04           | 14.90                       | -                             | -                           | 966.68                        |
|                             | 17-May-04           | 11.15                       | -                             | -                           | 970.43                        |
|                             | 20-May-04           | 15.58                       | -                             | -                           | 966.00                        |
|                             | 24-May-04           | 14.15                       | -                             | -                           | 967.43                        |
|                             | 07-Jun-04           | 15.26                       | -                             | -                           | 966.32                        |
|                             | 11-Jun-04           | 16.12                       | -                             | -                           | 965.46                        |
|                             | 14-Jun-04           | 16.13                       | -                             | -                           | 965.45                        |
|                             | 21-Jun-04           | 15.85                       | -                             | -                           | 965.73                        |
|                             | 24-Jun-04           | 15.50                       | -                             | -                           | 966.08                        |
|                             | 22-Jul-04           | 14.73                       | -                             | -                           | 966.85                        |
|                             | 26-Jul-04           | 14.36                       | -                             | -                           | 967.22                        |
|                             | 29-Jul-04           | 14.97                       | -                             | -                           | 966.61                        |
|                             | 02-Aug-04           | 13.60                       | -                             | -                           | 967.98                        |
|                             | 05-Aug-04           | 16.48                       | -                             | -                           | 965.10                        |
|                             | 09-Aug-04           | 16.38                       | -                             | -                           | 965.20                        |
|                             | 13-Aug-04           | 13.90                       | -                             | -                           | 967.68                        |
|                             | 19-Aug-04           | 13.92                       | -                             | -                           | 967.66                        |
|                             | 23-Aug-04           | 14.58                       | -                             | -                           | 967.00                        |
|                             | 26-Aug-04           | 15.35                       | -                             | -                           | 966.23                        |
|                             | 30-Aug-04           | 15.05                       | -                             | -                           | 966.53                        |
|                             | 07-Sep-04           | 15.15                       | -                             | -                           | 966.43                        |
|                             | 09-Sep-04           | 13.64                       | -                             | -                           | 967.94                        |
|                             | 16-Sep-04           | 8.08                        | -                             | -                           | 973.50                        |
|                             | 23-Sep-04           | 13.69                       | -                             | -                           | 967.89                        |
|                             | 27-Sep-04           | 10.70                       | -                             | -                           | 970.88                        |
|                             | 30-Sep-04           | 12.55                       | -                             | -                           | 969.03                        |
|                             | 05-Oct-04           | 16.35                       | -                             | -                           | 965.23                        |
|                             | 14-Oct-04           | 15.02                       | -                             | -                           | 966.56                        |
|                             | 21-Oct-04           | 13.16                       | -                             | -                           | 968.42                        |



TABLE 4

GROUNDWATER GAUGING DATA

Former Mobil Service Station #01-ECQ

83-89 Elm Street

Pittsfield, MA

(2004 through 2005)

| Well ID/<br>MP EI<br>(feet)         | Date of<br>Sampling             | Depth to<br>Water<br>(feet) | Depth to<br>Product<br>(feet) | NAPL<br>Thickness<br>(feet) | Ground-<br>water El<br>(feet) |
|-------------------------------------|---------------------------------|-----------------------------|-------------------------------|-----------------------------|-------------------------------|
| GES-219<br><i>(Cont.)</i><br>981.58 | 25-Oct-04                       | 18.04                       | -                             | -                           | 963.54                        |
|                                     | 28-Oct-04                       | 18.24                       | -                             | -                           | 963.34                        |
|                                     | 15-Nov-04                       | 17.62                       | -                             | -                           | 963.96                        |
|                                     | 12-Jan-05                       | 8.20                        | -                             | -                           | 973.38                        |
|                                     | 08-Feb-05                       | 12.55                       | -                             | -                           | 969.03                        |
|                                     | 15-Feb-05                       | 15.65                       | -                             | -                           | 965.93                        |
|                                     | 02-Mar-05                       | 12.80                       | -                             | -                           | 968.78                        |
|                                     | 11-Apr-05                       | 11.55                       | -                             | -                           | 970.03                        |
|                                     | 15-Apr-05                       | 10.96                       | -                             | -                           | 970.62                        |
|                                     | 27-Jun-05                       | 13.52                       | -                             | -                           | 968.06                        |
|                                     | 09-Aug-05                       | 15.41                       | -                             | -                           | 966.17                        |
|                                     | 26-Sep-05                       | 13.35                       | -                             | -                           | 968.23                        |
|                                     | 30-Sep-05                       | 13.20                       | -                             | -                           | 968.38                        |
|                                     | GES-220<br>988.84<br><br>988.39 | 02-Jan-04                   | 19.49                         | -                           | -                             |
| 05-Jan-04                           |                                 | 16.65                       | -                             | -                           | 972.19                        |
| 07-Jan-04                           |                                 | 20.80                       | -                             | -                           | 968.04                        |
| 14-Jan-04                           |                                 | 19.60                       | -                             | -                           | 969.24                        |
| 19-Jan-04                           |                                 | 17.90                       | -                             | -                           | 970.94                        |
| 23-Jan-04                           |                                 | 19.45                       | -                             | -                           | 969.39                        |
| 26-Jan-04                           |                                 | 20.41                       | -                             | -                           | 968.43                        |
| 28-Jan-04                           |                                 | 20.50                       | -                             | -                           | 968.34                        |
| 02-Feb-04                           |                                 | 20.49                       | -                             | -                           | 968.35                        |
| 06-Feb-04                           |                                 | 20.38                       | -                             | -                           | 968.46                        |
| 09-Feb-04                           |                                 | 21.40                       | -                             | -                           | 967.44                        |
| 13-Feb-04                           |                                 | 19.83                       | -                             | -                           | 969.01                        |
| 16-Feb-04                           |                                 | *26.38                      | -                             | -                           | NA                            |
| 18-Feb-04                           |                                 | *26.10                      | -                             | -                           | NA                            |
| 20-Feb-04                           |                                 | *26.10                      | -                             | -                           | NA                            |
| 23-Feb-04                           |                                 | 20.78                       | -                             | -                           | 968.06                        |
| 01-Mar-04                           |                                 | 21.41                       | -                             | -                           | 967.43                        |
| 03-Mar-04                           |                                 | 20.68                       | -                             | -                           | 968.16                        |
| 05-Mar-04                           |                                 | 22.62                       | -                             | -                           | 966.22                        |
| 10-Mar-04                           |                                 | 22.55                       | -                             | -                           | 966.29                        |
| 12-Mar-04                           |                                 | 20.65                       | -                             | -                           | 967.74                        |
| 15-Mar-04                           |                                 | 20.28                       | -                             | -                           | 968.11                        |
| 19-Mar-04                           |                                 | **26.02                     | -                             | -                           | NA                            |
| 22-Mar-04                           |                                 | 20.41                       | -                             | -                           | 967.98                        |
| 24-Mar-04                           |                                 | 20.44                       | -                             | -                           | 967.95                        |
| 29-Mar-04                           |                                 | 17.88                       | -                             | -                           | 970.51                        |
| 31-Mar-04                           |                                 | **26.00                     | -                             | -                           | NA                            |
| 02-Apr-04                           |                                 | 13.02                       | -                             | -                           | 975.37                        |
| 05-Apr-04                           |                                 | 16.19                       | -                             | -                           | 972.20                        |
| 07-Apr-04                           |                                 | 17.11                       | -                             | -                           | 971.28                        |
| 09-Apr-04                           |                                 | **26.10                     | -                             | -                           | NA                            |
| 12-Apr-04                           |                                 | **26.15                     | -                             | -                           | NA                            |
| 15-Apr-04                           |                                 | 16.20                       | -                             | -                           | 972.19                        |
| 19-Apr-04                           |                                 | 22.43                       | -                             | -                           | 965.96                        |
| 22-Apr-04                           |                                 | 26.70                       | -                             | -                           | 961.69                        |
| 26-Apr-04                           |                                 | 19.95                       | -                             | -                           | 968.44                        |
| 29-Apr-04                           |                                 | **26.05                     | -                             | -                           | NA                            |
| 03-May-04                           |                                 | 20.15                       | -                             | -                           | 968.24                        |
| 10-May-04                           | 26.80                           | -                           | -                             | 961.59                      |                               |

TABLE 4

GROUNDWATER GAUGING DATA

Former Mobil Service Station #01-ECQ

83-89 Elm Street

Pittsfield, MA

(2004 through 2005)

| Well ID/<br>MP EI<br>(feet) | Date of<br>Sampling | Depth to<br>Water<br>(feet) | Depth to<br>Product<br>(feet) | NAPL<br>Thickness<br>(feet) | Ground-<br>water EI<br>(feet) |        |
|-----------------------------|---------------------|-----------------------------|-------------------------------|-----------------------------|-------------------------------|--------|
| GES-220<br>(Cont.)          | 13-May-04           | 20.58                       | -                             | -                           | 967.81                        |        |
|                             | 17-May-04           | 16.91                       | -                             | -                           | 971.48                        |        |
|                             | 20-May-04           | 21.60                       | -                             | -                           | 966.79                        |        |
| 988.39                      | 24-May-04           | 19.15                       | -                             | -                           | 969.24                        |        |
|                             | 07-Jun-04           | 19.90                       | -                             | -                           | 968.49                        |        |
|                             | 11-Jun-04           | 21.05                       | -                             | -                           | 967.34                        |        |
|                             | 14-Jun-04           | 21.09                       | -                             | -                           | 967.30                        |        |
|                             | 21-Jun-04           | 21.00                       | -                             | -                           | 967.39                        |        |
|                             | 24-Jun-04           | 19.80                       | -                             | -                           | 968.59                        |        |
|                             | 988.60<br>#         | 22-Jul-04                   | 20.31                         | -                           | -                             | 968.29 |
|                             |                     | 26-Jul-04                   | 20.41                         | -                           | -                             | 968.19 |
|                             |                     | 29-Jul-04                   | 22.34                         | -                           | -                             | 966.26 |
|                             |                     | 02-Aug-04                   | 19.30                         | -                           | -                             | 969.30 |
|                             |                     | 05-Aug-04                   | 22.65                         | -                           | -                             | 965.95 |
|                             |                     | 09-Aug-04                   | 22.70                         | -                           | -                             | 965.90 |
|                             |                     | 13-Aug-04                   | 18.10                         | -                           | -                             | 970.50 |
| 19-Aug-04                   |                     | 17.39                       | -                             | -                           | 971.21                        |        |
| 23-Aug-04                   |                     | 18.07                       | -                             | -                           | 970.53                        |        |
| 26-Aug-04                   |                     | 19.80                       | -                             | -                           | 968.80                        |        |
| 30-Aug-04                   |                     | 20.47                       | -                             | -                           | 968.13                        |        |
| 07-Sep-04                   |                     | 18.84                       | -                             | -                           | 969.76                        |        |
| 09-Sep-04                   |                     | 15.84                       | -                             | -                           | 972.76                        |        |
| 16-Sep-04                   |                     | 26.50                       | -                             | -                           | 962.10                        |        |
| 27-Sep-04                   |                     | 15.61                       | -                             | -                           | 972.99                        |        |
| 30-Sep-04                   |                     | 26.09                       | -                             | -                           | 962.51                        |        |
| 05-Oct-04                   | 23.10               | -                           | -                             | 965.50                      |                               |        |
| 14-Oct-04                   | 20.03               | -                           | -                             | 968.57                      |                               |        |
| 21-Oct-04                   | 18.29               | -                           | -                             | 970.31                      |                               |        |
| 25-Oct-04                   | 21.91               | -                           | -                             | 966.69                      |                               |        |
| 28-Oct-04                   | 26.71               | -                           | -                             | 961.89                      |                               |        |
| 15-Nov-04                   | 21.60               | -                           | -                             | 967.00                      |                               |        |
| 27-Dec-04                   | 17.91               | -                           | -                             | 970.69                      |                               |        |
| 12-Jan-05                   | 26.70               | -                           | -                             | 961.90                      |                               |        |
| 08-Feb-05                   | 18.23               | -                           | -                             | 970.37                      |                               |        |
| 02-Mar-05                   | NG                  | Under snow bank             |                               | NA                          |                               |        |
| 11-Apr-05                   | 17.70               | -                           | -                             | 970.90                      |                               |        |
| 15-Apr-05                   | 16.42               | -                           | -                             | 972.18                      |                               |        |
| 27-Jun-05                   | 16.70               | -                           | -                             | 971.90                      |                               |        |
| 09-Aug-05                   | 27.25               | -                           | -                             | 961.35                      |                               |        |
| 26-Sep-05                   | 20.11               | -                           | -                             | 968.49                      |                               |        |
| 30-Sep-05                   | 19.31               | -                           | -                             | 969.29                      |                               |        |
| GES-221<br>987.28           | 02-Jan-04           | 17.06                       | -                             | -                           | 970.22                        |        |
|                             | 05-Jan-04           | 16.77                       | -                             | -                           | 970.51                        |        |
|                             | 07-Jan-04           | 21.03                       | -                             | -                           | 966.25                        |        |
|                             | 14-Jan-04           | 20.98                       | -                             | -                           | 966.30                        |        |
|                             | 19-Jan-04           | 17.96                       | -                             | -                           | 969.32                        |        |
|                             | 23-Jan-04           | 19.79                       | -                             | -                           | 967.49                        |        |
|                             | 26-Jan-04           | 20.60                       | -                             | -                           | 966.68                        |        |
|                             | 28-Jan-04           | 20.71                       | -                             | -                           | 966.57                        |        |
|                             | 02-Feb-04           | 20.60                       | -                             | -                           | 966.68                        |        |
|                             | 06-Feb-04           | 20.61                       | -                             | -                           | 966.67                        |        |
|                             | 09-Feb-04           | 20.54                       | -                             | -                           | 966.74                        |        |



TABLE 4

GROUNDWATER GAUGING DATA

Former Mobil Service Station #01-ECQ

83-89 Elm Street

Pittsfield, MA

(2004 through 2005)

| Well ID/<br>MP EI<br>(feet) | Date of<br>Sampling | Depth to<br>Water<br>(feet) | Depth to<br>Product<br>(feet) | NAPL<br>Thickness<br>(feet) | Ground-<br>water El<br>(feet) |
|-----------------------------|---------------------|-----------------------------|-------------------------------|-----------------------------|-------------------------------|
| GES-221                     | 13-Feb-04           | 21.15                       | -                             | -                           | 966.13                        |
| (Cont.)                     | 18-Feb-04           | 21.12                       | -                             | -                           | 966.16                        |
| 987.28                      | 23-Feb-04           | 20.38                       | -                             | -                           | 966.90                        |
|                             | 01-Mar-04           | 21.58                       | -                             | -                           | 965.70                        |
|                             | 03-Mar-04           | 21.01                       | -                             | -                           | 966.27                        |
|                             | 05-Mar-04           | 21.41                       | -                             | -                           | 965.87                        |
|                             | 10-Mar-04           | 21.02                       | -                             | -                           | 966.26                        |
|                             | 12-Mar-04           | 21.54                       | -                             | -                           | 965.74                        |
|                             | 19-Mar-04           | 20.85                       | -                             | -                           | 966.43                        |
|                             | 22-Mar-04           | 20.78                       | -                             | -                           | 966.50                        |
|                             | 24-Mar-04           | 21.71                       | -                             | -                           | 965.57                        |
|                             | 29-Mar-04           | 16.95                       | -                             | -                           | 970.33                        |
|                             | 31-Mar-04           | 17.26                       | -                             | -                           | 970.02                        |
|                             | 02-Apr-04           | 12.65                       | -                             | -                           | 974.63                        |
|                             | 05-Apr-04           | 15.98                       | -                             | -                           | 971.30                        |
|                             | 07-Apr-04           | 18.00                       | -                             | -                           | 969.28                        |
|                             | 09-Apr-04           | 18.24                       | -                             | -                           | 969.04                        |
|                             | 12-Apr-04           | 18.07                       | -                             | -                           | 969.21                        |
|                             | 15-Apr-04           | 16.08                       | -                             | -                           | 971.20                        |
|                             | 19-Apr-04           | 20.87                       | -                             | -                           | 966.41                        |
|                             | 22-Apr-04           | 21.27                       | -                             | -                           | 966.01                        |
|                             | 26-Apr-04           | 20.38                       | -                             | -                           | 966.90                        |
|                             | 29-Apr-04           | 21.10                       | -                             | -                           | 966.18                        |
|                             | 03-May-04           | *17.00                      | -                             | -                           | NA                            |
|                             | 10-May-04           | 17.48                       | -                             | -                           | 969.80                        |
|                             | 13-May-04           | 16.80                       | -                             | -                           | 970.48                        |
|                             | 17-May-04           | 16.83                       | -                             | -                           | 970.45                        |
|                             | 20-May-04           | 21.20                       | -                             | -                           | 966.08                        |
|                             | 24-May-04           | 20.20                       | -                             | -                           | 967.08                        |
|                             | 07-Jun-04           | 21.01                       | -                             | -                           | 966.27                        |
|                             | 11-Jun-04           | 21.51                       | -                             | -                           | 965.77                        |
|                             | 14-Jun-04           | 21.49                       | -                             | -                           | 965.79                        |
|                             | 21-Jun-04           | 21.45                       | -                             | -                           | 965.83                        |
|                             | 24-Jun-04           | 21.11                       | -                             | -                           | 966.17                        |
|                             | 22-Jul-04           | 20.10                       | -                             | -                           | 967.18                        |
|                             | 26-Jul-04           | 20.15                       | -                             | -                           | 967.13                        |
|                             | 02-Aug-04           | 19.15                       | -                             | -                           | 968.13                        |
|                             | 05-Aug-04           | 22.16                       | -                             | -                           | 965.12                        |
|                             | 13-Aug-04           | 19.86                       | -                             | -                           | 967.42                        |
|                             | 23-Aug-04           | 20.65                       | -                             | -                           | 966.63                        |
|                             | 30-Aug-04           | 20.37                       | -                             | -                           | 966.91                        |
|                             | 13-Sep-04           | 20.42                       | -                             | -                           | 966.86                        |
|                             | 27-Sep-04           | 18.47                       | -                             | -                           | 968.81                        |
|                             | 05-Oct-04           | 21.80                       | -                             | -                           | 965.48                        |
|                             | 25-Oct-04           | 23.75                       | -                             | -                           | 963.53                        |
|                             | 15-Nov-04           | 22.95                       | -                             | -                           | 964.33                        |
|                             | 27-Dec-04           | 20.96                       | -                             | -                           | 966.32                        |
|                             | 12-Jan-05           | 27.20                       | -                             | -                           | 960.08                        |
|                             | 08-Feb-05           | 17.75                       | -                             | -                           | 969.53                        |
|                             | 21-Feb-05           | 20.09                       | -                             | -                           | 967.19                        |
|                             | 02-Mar-05           | 19.07                       | -                             | -                           | 968.21                        |
|                             | 11-Apr-05           | 17.47                       | -                             | -                           | 969.81                        |



TABLE 4

GROUNDWATER GAUGING DATA

Former Mobil Service Station #01-ECQ

83-89 Elm Street

Pittsfield, MA

(2004 through 2005)

| Well ID/<br>MP EI<br>(feet)  | Date of<br>Sampling | Depth to<br>Water<br>(feet) | Depth to<br>Product<br>(feet) | NAPL<br>Thickness<br>(feet) | Ground-<br>water EI<br>(feet) |
|------------------------------|---------------------|-----------------------------|-------------------------------|-----------------------------|-------------------------------|
| GES-222<br>(Cont.)<br>986.73 | 24-Jun-04           | **9.15                      | -                             | -                           | NA                            |
|                              | 22-Jul-04           | **15.10                     | -                             | -                           | NA                            |
|                              | 26-Jul-04           | **15.10                     | -                             | -                           | NA                            |
|                              | 29-Jul-04           | 15.60                       | -                             | -                           | 971.13                        |
|                              | 05-Aug-04           | **15.80                     | -                             | -                           | NA                            |
|                              | 09-Aug-04           | **15.80                     | -                             | -                           | NA                            |
|                              | 13-Aug-04           | 14.70                       | -                             | -                           | 972.03                        |
|                              | 19-Aug-04           | 15.82                       | -                             | -                           | 970.91                        |
|                              | 23-Aug-04           | 16.35                       | -                             | -                           | 970.38                        |
|                              | 26-Aug-04           | 16.90                       | -                             | -                           | 969.83                        |
|                              | 30-Aug-04           | 20.13                       | -                             | -                           | 966.60                        |
|                              | 09-Sep-04           | 14.43                       | -                             | -                           | 972.30                        |
|                              | 13-Sep-04           | 18.66                       | -                             | -                           | 968.07                        |
|                              | 16-Sep-04           | **20.68                     | -                             | -                           | NA                            |
|                              | 27-Sep-04           | 13.70                       | -                             | -                           | 973.03                        |
|                              | 30-Sep-04           | 16.13                       | -                             | -                           | 970.60                        |
|                              | 05-Oct-04           | 20.85                       | -                             | -                           | 965.88                        |
|                              | 14-Oct-04           | 16.04                       | -                             | -                           | 970.69                        |
|                              | 21-Oct-04           | 12.04                       | -                             | -                           | 974.69                        |
|                              | 25-Oct-04           | 20.95                       | -                             | -                           | 965.78                        |
|                              | 28-Oct-04           | 20.99                       | -                             | -                           | 965.74                        |
|                              | 15-Nov-04           | 21.00                       | -                             | -                           | 965.73                        |
|                              | 27-Dec-04           | 21.04                       | -                             | -                           | 965.69                        |
|                              | 12-Jan-05           | 20.85                       | -                             | -                           | 965.88                        |
|                              | 08-Feb-05           | 18.10                       | -                             | -                           | 968.63                        |
|                              | 02-Mar-05           | 15.80                       | -                             | -                           | 970.93                        |
|                              | 11-Apr-05           | 17.70                       | -                             | -                           | 969.03                        |
| 15-Apr-05                    | 16.03               | -                           | -                             | 970.70                      |                               |
| 27-Jun-05                    | 16.50               | -                           | -                             | 970.23                      |                               |
| 09-Aug-05                    | 19.05               | 19.00                       | 0.05                          | 967.72                      |                               |
| 26-Sep-05                    | 20.08               | -                           | -                             | 966.65                      |                               |
| 30-Sep-05                    | 18.46               | -                           | -                             | 968.27                      |                               |
| GES-223<br>989.16            | 07-Jan-04           | 21.22                       | -                             | -                           | 967.94                        |
|                              | 23-Feb-04           | 21.00                       | -                             | -                           | 968.16                        |
|                              | 03-Mar-04           | 20.81                       | -                             | -                           | 968.35                        |
|                              | 12-Mar-04           | 20.82                       | -                             | -                           | 968.34                        |
|                              | 26-Mar-04           | 21.00                       | -                             | -                           | 968.16                        |
|                              | 31-Mar-04           | 16.96                       | -                             | -                           | 972.20                        |
|                              | 07-Apr-04           | 16.96                       | -                             | -                           | 972.20                        |
|                              | 22-Apr-04           | 20.58                       | -                             | -                           | 968.58                        |
|                              | 29-Apr-04           | 20.23                       | -                             | -                           | 968.93                        |
|                              | 13-May-04           | 18.85                       | -                             | -                           | 970.31                        |
|                              | 11-Jun-04           | 21.83                       | -                             | -                           | 967.33                        |
| 21-Feb-05                    | 19.45               | -                           | -                             | 969.71                      |                               |
| 09-Aug-05                    | 19.54               | -                           | -                             | 969.62                      |                               |
| GES-224<br>989.48            | 07-Jan-04           | 21.96                       | -                             | -                           | 967.52                        |
|                              | 28-Jan-04           | 21.40                       | -                             | -                           | 968.08                        |
|                              | 23-Feb-04           | 21.43                       | -                             | -                           | 968.05                        |
|                              | 03-Mar-04           | 21.81                       | -                             | -                           | 967.67                        |
|                              | 12-Mar-04           | 21.56                       | -                             | -                           | 967.92                        |
|                              | 26-Mar-04           | 21.71                       | -                             | -                           | 967.77                        |
| 31-Mar-04                    | 17.47               | -                           | -                             | 972.01                      |                               |



TABLE 4

GROUNDWATER GAUGING DATA

Former Mobil Service Station #01-ECQ

83-89 Elm Street

Pittsfield, MA

(2004 through 2005)

| Well ID/<br>MP El<br>(feet)  | Date of<br>Sampling | Depth to<br>Water<br>(feet) | Depth to<br>Product<br>(feet) | NAPL<br>Thickness<br>(feet) | Ground-<br>water El<br>(feet) |
|------------------------------|---------------------|-----------------------------|-------------------------------|-----------------------------|-------------------------------|
| GES-224<br>(Cont.)<br>989.48 | 07-Apr-04           | 17.55                       | -                             | -                           | 971.93                        |
|                              | 15-Apr-04           | 17.35                       | -                             | -                           | 972.13                        |
|                              | 22-Apr-04           | 21.40                       | -                             | -                           | 968.08                        |
|                              | 29-Apr-04           | 21.14                       | -                             | -                           | 968.34                        |
|                              | 13-May-04           | 19.10                       | -                             | -                           | 970.38                        |
|                              | 11-Jun-04           | 21.59                       | -                             | -                           | 967.89                        |
|                              | 30-Aug-04           | 21.71                       | -                             | -                           | 967.77                        |
|                              | 05-Oct-04           | 21.49                       | -                             | -                           | 967.99                        |
|                              | 27-Dec-04           | 18.87                       | -                             | -                           | 970.61                        |
|                              | 21-Feb-05           | 20.15                       | -                             | -                           | 969.33                        |
|                              | 11-Apr-05           | 17.43                       | -                             | -                           | 972.05                        |
|                              | 15-Apr-05           | 18.03                       | -                             | -                           | 971.45                        |
|                              | 09-Aug-05           | 20.02                       | -                             | -                           | 969.46                        |
|                              | 26-Sep-05           | 19.16                       | -                             | -                           | 970.32                        |
|                              | 30-Sep-05           | 20.40                       | -                             | -                           | 969.08                        |
| GES-225<br>992.82            | 07-Jan-04           | 22.58                       | -                             | -                           | 970.24                        |
|                              | 14-Jan-04           | 22.70                       | -                             | -                           | 970.12                        |
|                              | 23-Feb-04           | 23.20                       | -                             | -                           | 969.62                        |
|                              | 03-Mar-04           | 23.05                       | 23.01                         | 0.04                        | 969.80                        |
|                              | 12-Mar-04           | 22.85                       | 22.80                         | 0.05                        | 970.01                        |
|                              | 26-Mar-04           | 23.01                       | 23.00                         | 0.01                        | 969.82                        |
|                              | 31-Mar-04           | 19.42                       | -                             | -                           | 973.40                        |
|                              | 07-Apr-04           | 19.44                       | -                             | -                           | 973.38                        |
|                              | 15-Apr-04           | 19.18                       | -                             | -                           | 973.64                        |
|                              | 22-Apr-04           | 22.43                       | -                             | -                           | 970.39                        |
|                              | 29-Apr-04           | 21.93                       | -                             | -                           | 970.89                        |
|                              | 13-May-04           | 19.65                       | -                             | -                           | 973.17                        |
|                              | 20-May-04           | 22.60                       | -                             | -                           | 970.22                        |
|                              | 11-Jun-04           | 22.55                       | -                             | -                           | 970.27                        |
|                              | 24-Jun-04           | 22.45                       | 22.35                         | 0.10                        | 970.45                        |
|                              | 29-Jul-04           | 20.35                       | -                             | -                           | 972.47                        |
|                              | 09-Aug-04           | 21.86                       | -                             | -                           | 970.96                        |
|                              | 19-Aug-04           | 21.59                       | -                             | -                           | 971.23                        |
|                              | 26-Aug-04           | 12.60                       | -                             | -                           | 980.22                        |
|                              | 30-Aug-04           | 22.64                       | -                             | -                           | 970.18                        |
|                              | 09-Sep-04           | 21.56                       | 21.54                         | 0.02                        | 971.26                        |
|                              | 16-Sep-04           | 22.78                       | -                             | -                           | 970.04                        |
|                              | 30-Sep-04           | 19.17                       | -                             | -                           | 973.65                        |
|                              | 05-Oct-04           | 21.93                       | -                             | -                           | 970.89                        |
|                              | 14-Oct-04           | 22.08                       | -                             | -                           | 970.74                        |
|                              | 21-Oct-04           | 20.95                       | -                             | -                           | 971.87                        |
|                              | 28-Oct-04           | 22.89                       | -                             | -                           | 969.93                        |
| 27-Dec-04                    | 20.27               | -                           | -                             | 972.55                      |                               |
| 11-Apr-05                    | 17.24               | -                           | -                             | 975.58                      |                               |
| 15-Apr-05                    | 17.55               | -                           | -                             | 975.27                      |                               |
| 09-Aug-05                    | 20.57               | -                           | -                             | 972.25                      |                               |
| 26-Sep-05                    | 22.20               | -                           | -                             | 970.62                      |                               |
| 30-Sep-05                    | 22.15               | -                           | -                             | 970.67                      |                               |
| GES-226<br>989.27            | 13-Feb-04           | 20.68                       | -                             | -                           | 968.59                        |
|                              | 23-Feb-04           | 19.70                       | -                             | -                           | 969.57                        |
|                              | 26-Mar-04           | 20.89                       | -                             | -                           | 968.38                        |
|                              | 15-Apr-04           | 15.45                       | -                             | -                           | 973.82                        |



TABLE 4

GROUNDWATER GAUGING DATA

Former Mobil Service Station #01-ECQ

83-89 Elm Street

Pittsfield, MA

(2004 through 2005)

| Well ID/<br>MP EI<br>(feet)     | Date of<br>Sampling | Depth to<br>Water<br>(feet) | Depth to<br>Product<br>(feet) | NAPL<br>Thickness<br>(feet) | Ground-<br>water EI<br>(feet) |
|---------------------------------|---------------------|-----------------------------|-------------------------------|-----------------------------|-------------------------------|
| GES-226<br>(Cont.)<br>989.27    | 22-Apr-04           | 18.97                       | -                             | -                           | 970.30                        |
|                                 | 29-Apr-04           | 17.33                       | -                             | -                           | 971.94                        |
|                                 | 13-May-04           | 16.18                       | -                             | -                           | 973.09                        |
|                                 | 20-May-04           | 18.00                       | -                             | -                           | 971.27                        |
|                                 | 11-Jun-04           | 18.36                       | -                             | -                           | 970.91                        |
|                                 | 24-Jun-04           | 19.15                       | -                             | -                           | 970.12                        |
|                                 | 21-Feb-05           | 21.11                       | -                             | -                           | 968.16                        |
|                                 | 11-Apr-05           | 19.60                       | -                             | -                           | 969.67                        |
|                                 | 09-Aug-05           | 20.84                       | -                             | -                           | 968.43                        |
| GES-227<br>990.95<br><br>990.42 | 02-Jan-04           | 19.99                       | 19.40                         | 0.59                        | 971.41                        |
|                                 | 05-Jan-04           | 24.70                       | 24.30                         | 0.40                        | 966.55                        |
|                                 | 07-Jan-04           | 24.31                       | 23.35                         | 0.96                        | 967.37                        |
|                                 | 14-Jan-04           | 23.80                       | 22.75                         | 1.05                        | 967.95                        |
|                                 | 19-Jan-04           | 20.70                       | 19.99                         | 0.71                        | 970.79                        |
|                                 | 23-Jan-04           | 21.93                       | 21.21                         | 0.72                        | 969.57                        |
|                                 | 26-Jan-04           | 23.40                       | 22.43                         | 0.97                        | 968.29                        |
|                                 | 28-Jan-04           | 23.58                       | 22.60                         | 0.98                        | 968.11                        |
|                                 | 02-Feb-04           | 23.70                       | 22.58                         | 1.12                        | 968.10                        |
|                                 | 06-Feb-04           | 23.20                       | 22.68                         | 0.52                        | 968.15                        |
|                                 | 09-Feb-04           | 26.15                       | 24.29                         | 1.86                        | 966.21                        |
|                                 | 13-Feb-04           | 24.60                       | 23.35                         | 1.25                        | 967.30                        |
|                                 | 18-Feb-04           | 25.35                       | 24.35                         | 1.00                        | 966.36                        |
|                                 | 20-Feb-04           | 25.09                       | 24.36                         | 0.73                        | 966.41                        |
|                                 | 23-Feb-04           | 23.02                       | 23.00                         | 0.02                        | 967.95                        |
|                                 | 01-Mar-04           | 26.00                       | 24.40                         | 1.60                        | 966.17                        |
|                                 | 03-Mar-04           | **18.40                     | -                             | -                           | NA                            |
|                                 | 05-Mar-04           | 23.50                       | 22.78                         | 0.72                        | 968.00                        |
|                                 | 10-Mar-04           | 23.41                       | 22.95                         | 0.46                        | 967.89                        |
|                                 | 12-Mar-04           | 23.74                       | 23.15                         | 0.59                        | 967.13                        |
|                                 | 15-Mar-04           | 23.00                       | 22.47                         | 0.53                        | 967.82                        |
|                                 | 19-Mar-04           | 24.80                       | 24.61                         | 0.19                        | 965.76                        |
|                                 | 22-Mar-04           | 23.25                       | 22.60                         | 0.65                        | 967.66                        |
|                                 | 24-Mar-04           | 23.10                       | 22.55                         | 0.55                        | 967.74                        |
|                                 | 29-Mar-04           | 18.75                       | 18.00                         | 0.75                        | 972.24                        |
|                                 | 31-Mar-04           | 17.75                       | 16.85                         | 0.90                        | 973.35                        |
|                                 | 02-Apr-04           | 12.05                       | 11.15                         | 0.90                        | 979.05                        |
|                                 | 05-Apr-04           | 12.50                       | 12.05                         | 0.45                        | 978.26                        |
|                                 | 07-Apr-04           | 12.25                       | 11.00                         | 1.25                        | 979.12                        |
|                                 | 09-Apr-04           | 10.70                       | 10.05                         | 0.65                        | 980.21                        |
|                                 | 12-Apr-04           | 11.20                       | 10.60                         | 0.60                        | 979.68                        |
|                                 | 15-Apr-04           | 11.20                       | -                             | -                           | 979.22                        |
|                                 | 19-Apr-04           | 11.58                       | 11.00                         | 0.58                        | 979.28                        |
| 22-Apr-04                       | 12.70               | -                           | -                             | 977.72                      |                               |
| 26-Apr-04                       | 13.70               | -                           | -                             | 976.72                      |                               |
| 29-Apr-04                       | 13.85               | -                           | -                             | 976.57                      |                               |
| 03-May-04                       | 14.45               | -                           | -                             | 975.97                      |                               |
| 10-May-04                       | 14.35               | -                           | -                             | 976.07                      |                               |
| 13-May-04                       | 13.90               | -                           | -                             | 976.52                      |                               |
| 17-May-04                       | 14.20               | -                           | -                             | 976.22                      |                               |
| 20-May-04                       | 17.05               | -                           | -                             | 973.37                      |                               |
| 24-May-04                       | 17.00               | -                           | -                             | 973.42                      |                               |
| 02-Jun-04                       | 14.98               | 14.93                       | 0.05                          | 975.48                      |                               |





TABLE 4

GROUNDWATER GAUGING DATA

Former Mobil Service Station #01-ECQ

83-89 Elm Street

Pittsfield, MA

(2004 through 2005)

| Well ID/<br>MP EI<br>(feet)  | Date of<br>Sampling         | Depth to<br>Water<br>(feet) | Depth to<br>Product<br>(feet) | NAPL<br>Thickness<br>(feet) | Ground-<br>water El<br>(feet) |
|------------------------------|-----------------------------|-----------------------------|-------------------------------|-----------------------------|-------------------------------|
| GES-227<br>(Cont.)<br>990.42 | 07-Jun-04                   | 15.70                       | 15.65                         | 0.05                        | 974.76                        |
|                              | 11-Jun-04                   | 16.65                       | -                             | -                           | 973.77                        |
|                              | 14-Jun-04                   | 16.69                       | -                             | -                           | 973.73                        |
|                              | 21-Jun-04                   | 18.20                       | -                             | -                           | 972.22                        |
|                              | 24-Jun-04                   | 18.15                       | -                             | -                           | 972.27                        |
|                              | 29-Jul-04                   | 23.47                       | 23.30                         | 0.17                        | 967.08                        |
|                              | 09-Aug-04                   | 25.90                       | -                             | -                           | 964.52                        |
|                              | 19-Aug-04                   | 23.06                       | 22.28                         | 0.78                        | 967.95                        |
|                              | 26-Aug-04                   | 23.43                       | 23.40                         | 0.03                        | 967.01                        |
|                              | 30-Aug-04                   | 22.92                       | -                             | -                           | 967.50                        |
|                              | 09-Sep-04                   | 22.91                       | 22.60                         | 0.31                        | 967.75                        |
|                              | 16-Sep-04                   | 25.45                       | 23.54                         | 1.91                        | 966.42                        |
|                              | 30-Sep-04                   | 21.56                       | 19.41                         | 2.15                        | 970.49                        |
|                              | 05-Oct-04                   | 22.90                       | -                             | -                           | 967.52                        |
|                              | 14-Oct-04                   | 26.78                       | 21.27                         | 5.51                        | 967.83                        |
|                              | 21-Oct-04                   | 21.70                       | 21.68                         | 0.02                        | 968.74                        |
|                              | 28-Oct-04                   | 26.85                       | -                             | -                           | 963.57                        |
|                              | 15-Nov-04                   | 26.43                       | -                             | -                           | 963.99                        |
|                              | 27-Dec-04                   | 26.83                       | 24.57                         | 2.26                        | 965.31                        |
|                              | 10-Jan-05                   | 22.78                       | -                             | -                           | 967.64                        |
|                              | 31-Jan-05                   | 26.42                       | -                             | -                           | 964.00                        |
|                              | 14-Feb-05                   | 24.00                       | 23.84                         | 0.16                        | 966.54                        |
|                              | 21-Feb-05                   | 25.90                       | 25.00                         | 0.90                        | 965.20                        |
|                              | 28-Feb-05                   | 26.81                       | 24.17                         | 2.64                        | 965.62                        |
|                              | 11-Apr-05                   | 25.49                       | 20.85                         | 4.64                        | 968.46                        |
|                              | 15-Apr-05                   | 18.63                       | -                             | -                           | 971.79                        |
|                              | 27-Apr-05                   | 22.40                       | 19.20                         | 3.20                        | 970.45                        |
|                              | 09-May-05                   | 24.75                       | 22.75                         | 2.00                        | 967.19                        |
|                              | 13-Jun-05                   | 24.34                       | 23.35                         | 0.99                        | 966.83                        |
|                              | 27-Jun-05                   | 23.65                       | 23.34                         | 0.31                        | 967.01                        |
| 25-Jul-05                    | 24.55                       | 24.42                       | 0.13                          | 965.97                      |                               |
| 08-Aug-05                    | 21.80                       | -                           | -                             | 968.62                      |                               |
| 26-Sep-05                    | Blocked at TOP OF PUMP 24.8 |                             |                               |                             |                               |
| 30-Sep-05                    | 19.73                       | -                           | -                             | 970.69                      |                               |
| GES-228<br>991.90            | 28-Jan-04                   | 23.17                       | 23.15                         | 0.02                        | 968.75                        |
|                              | 13-Feb-04                   | 23.90                       | 23.85                         | 0.05                        | 968.04                        |
|                              | 18-Feb-04                   | 24.19                       | 24.15                         | 0.04                        | 967.74                        |
|                              | 23-Feb-04                   | 23.61                       | 23.56                         | 0.05                        | 968.33                        |
|                              | 12-Mar-04                   | 23.87                       | 23.84                         | 0.03                        | 968.05                        |
|                              | 26-Mar-04                   | 23.65                       | 23.63                         | 0.02                        | 968.27                        |
|                              | 31-Mar-04                   | 19.59                       | -                             | -                           | 972.31                        |
|                              | 07-Apr-04                   | 19.95                       | 19.93                         | 0.02                        | 971.97                        |
|                              | 15-Apr-04                   | 18.60                       | -                             | -                           | 973.30                        |
|                              | 22-Apr-04                   | 23.22                       | -                             | -                           | 968.68                        |
|                              | 29-Apr-04                   | 22.57                       | 22.55                         | 0.02                        | 969.35                        |
|                              | 13-May-04                   | 19.55                       | 19.53                         | 0.02                        | 972.37                        |
|                              | 20-May-04                   | 23.44                       | -                             | -                           | 968.46                        |
|                              | 11-Jun-04                   | 23.72                       | -                             | -                           | 968.18                        |
|                              | 24-Jun-04                   | 23.65                       | 23.63                         | 0.02                        | 968.27                        |
|                              | 29-Jul-04                   | 23.07                       | 23.05                         | 0.02                        | 968.85                        |
|                              | 09-Aug-04                   | 24.39                       | -                             | -                           | 967.51                        |
|                              | 19-Aug-04                   | 22.43                       | -                             | -                           | 969.47                        |



TABLE 4

GROUNDWATER GAUGING DATA

Former Mobil Service Station #01-ECQ

83-89 Elm Street

Pittsfield, MA

(2004 through 2005)

| Well ID/<br>MP EI<br>(feet)     | Date of<br>Sampling | Depth to<br>Water<br>(feet) | Depth to<br>Product<br>(feet) | NAPL<br>Thickness<br>(feet) | Ground-<br>water El<br>(feet) |
|---------------------------------|---------------------|-----------------------------|-------------------------------|-----------------------------|-------------------------------|
| GES-228<br>(Cont.)<br>991.90    | 26-Aug-04           | 23.45                       | -                             | -                           | 968.45                        |
|                                 | 30-Aug-04           | 23.15                       | -                             | -                           | 968.75                        |
|                                 | 09-Sep-04           | 22.07                       | 22.04                         | 0.03                        | 969.85                        |
|                                 | 16-Sep-04           | 24.48                       | -                             | -                           | 967.42                        |
|                                 | 30-Sep-04           | 20.22                       | -                             | -                           | 971.68                        |
|                                 | 05-Oct-04           | 24.83                       | 24.80                         | 0.03                        | 967.09                        |
|                                 | 14-Oct-04           | 23.11                       | 22.95                         | 0.16                        | 968.91                        |
|                                 | 21-Oct-04           | 21.62                       | 21.60                         | 0.02                        | 970.30                        |
|                                 | 28-Oct-04           | 27.75                       | 27.59                         | 0.16                        | 964.27                        |
|                                 | 27-Dec-04           | 24.26                       | 23.73                         | 0.53                        | 968.04                        |
|                                 | 10-Jan-05           | 21.73                       | -                             | -                           | 970.17                        |
|                                 | 14-Feb-05           | 24.50                       | 23.70                         | 0.80                        | 968.01                        |
|                                 | 28-Feb-05           | 24.62                       | -                             | -                           | 967.28                        |
|                                 | 11-Apr-05           | 22.90                       | -                             | -                           | 969.00                        |
|                                 | 14-Apr-05           | 18.64                       | -                             | -                           | 973.26                        |
|                                 | 25-Apr-05           | 25.35                       | 22.38                         | 2.97                        | 966.55                        |
|                                 | 09-May-05           | 26.60                       | 25.60                         | 1.00                        | 965.30                        |
|                                 | 31-May-05           | 22.55                       | 20.96                         | 1.59                        | 969.35                        |
|                                 | 06-Jun-05           | 22.00                       | 21.01                         | 0.99                        | 969.90                        |
|                                 | 13-Jun-05           | 24.72                       | 24.34                         | 0.38                        | 967.18                        |
| 27-Jun-05                       | 22.96               | 22.42                       | 0.54                          | 968.94                      |                               |
| 25-Jul-05                       | 22.85               | 22.56                       | 0.29                          | 969.05                      |                               |
| 08-Aug-05                       | 25.00               | 24.69                       | 0.31                          | 966.90                      |                               |
| 09-Aug-05                       | 26.30               | 26.20                       | 0.10                          | 965.60                      |                               |
| 26-Sep-05                       | 25.90               | 25.54                       | 0.36                          | 966.00                      |                               |
| 30-Sep-05                       | 22.18               | 22.04                       | 0.14                          | 969.72                      |                               |
| GES-229<br>991.20<br><br>990.80 | 07-Jan-04           | 23.97                       | -                             | -                           | 967.23                        |
|                                 | 14-Jan-04           | 23.97                       | -                             | -                           | 967.23                        |
|                                 | 13-Feb-04           | 24.51                       | -                             | -                           | 966.69                        |
|                                 | 23-Feb-04           | 23.81                       | -                             | -                           | 967.39                        |
|                                 | 26-Mar-04           | 24.00                       | -                             | -                           | 966.80                        |
|                                 | 15-Apr-04           | 19.32                       | -                             | -                           | 971.48                        |
|                                 | 22-Apr-04           | 23.44                       | -                             | -                           | 967.36                        |
|                                 | 29-Apr-04           | 23.07                       | -                             | -                           | 967.73                        |
|                                 | 13-May-04           | 19.88                       | -                             | -                           | 970.92                        |
|                                 | 20-May-04           | 23.75                       | -                             | -                           | 967.05                        |
|                                 | 11-Jun-04           | 22.15                       | -                             | -                           | 968.65                        |
|                                 | 24-Jun-04           | 24.30                       | -                             | -                           | 966.50                        |
|                                 | 30-Aug-04           | 23.61                       | -                             | -                           | 967.19                        |
|                                 | 05-Oct-04           | 26.11                       | -                             | -                           | 964.69                        |
|                                 | 21-Feb-05           | 20.88                       | -                             | -                           | 969.92                        |
| 11-Apr-05                       | Dry                 | -                           | -                             | >990.8                      |                               |
| 15-Apr-05                       | 19.82               | -                           | -                             | 970.98                      |                               |
| 26-Sep-05                       | 26.48               | -                           | -                             | 964.32                      |                               |
| 30-Sep-05                       | 22.22               | -                           | -                             | 968.58                      |                               |
| GES-230<br>988.82               | 02-Jan-04           | 19.03                       | 18.99                         | 0.04                        | 969.82                        |
|                                 | 05-Jan-04           | 19.52                       | 19.47                         | 0.05                        | 969.34                        |
|                                 | 07-Jan-04           | 23.38                       | 23.35                         | 0.03                        | 965.46                        |
|                                 | 14-Jan-04           | 23.20                       | 23.15                         | 0.05                        | 965.66                        |
|                                 | 19-Jan-04           | 19.85                       | 19.80                         | 0.05                        | 969.01                        |
|                                 | 23-Jan-04           | 21.51                       | 21.46                         | 0.05                        | 967.35                        |
| 26-Jan-04                       | 22.70               | 22.67                       | 0.03                          | 966.14                      |                               |



TABLE 4

GROUNDWATER GAUGING DATA

Former Mobil Service Station #01-ECQ  
83-89 Elm Street  
Pittsfield, MA

(2004 through 2005)

| Well ID/<br>MP EI<br>(feet)  | Date of<br>Sampling | Depth to<br>Water<br>(feet) | Depth to<br>Product<br>(feet) | NAPL<br>Thickness<br>(feet) | Ground-<br>water EI<br>(feet) |
|------------------------------|---------------------|-----------------------------|-------------------------------|-----------------------------|-------------------------------|
| GES-230<br>(Cont.)<br>988.82 | 28-Jan-04           | 23.00                       | 22.80                         | 0.20                        | 965.97                        |
|                              | 02-Feb-04           | 22.71                       | 22.69                         | 0.02                        | 966.13                        |
|                              | 06-Feb-04           | 22.61                       | 22.59                         | 0.02                        | 966.23                        |
|                              | 09-Feb-04           | 24.15                       | 24.09                         | 0.06                        | 964.72                        |
|                              | 13-Feb-04           | 23.42                       | -                             | -                           | 965.40                        |
|                              | 16-Feb-04           | 23.81                       | 23.68                         | 0.13                        | 965.11                        |
|                              | 18-Feb-04           | 23.34                       | 23.32                         | 0.02                        | 965.50                        |
|                              | 20-Feb-04           | 22.29                       | Sheen                         | -                           | 966.53                        |
|                              | 23-Feb-04           | 22.92                       | -                             | -                           | 965.90                        |
|                              | 01-Mar-04           | 24.00                       | -                             | -                           | 964.82                        |
|                              | 03-Mar-04           | 23.31                       | 23.20                         | 0.11                        | 965.59                        |
|                              | 05-Mar-04           | 23.39                       | -                             | -                           | 965.43                        |
|                              | 10-Mar-04           | 23.65                       | 23.50                         | 0.15                        | 965.28                        |
|                              | 12-Mar-04           | 23.81                       | 23.79                         | 0.02                        | 965.03                        |
|                              | 15-Mar-04           | 22.81                       | 22.71                         | 0.10                        | 966.09                        |
|                              | 19-Mar-04           | 24.18                       | 24.01                         | 0.17                        | 964.77                        |
|                              | 22-Mar-04           | 22.81                       | -                             | -                           | 966.01                        |
|                              | 24-Mar-04           | 22.75                       | -                             | -                           | 966.07                        |
|                              | 29-Mar-04           | 19.66                       | -                             | -                           | 969.16                        |
|                              | 31-Mar-04           | 19.50                       | -                             | -                           | 969.32                        |
|                              | 02-Apr-04           | 13.05                       | -                             | -                           | 975.77                        |
|                              | 05-Apr-04           | 15.95                       | -                             | -                           | 972.87                        |
|                              | 07-Apr-04           | 20.14                       | -                             | -                           | 968.68                        |
|                              | 09-Apr-04           | 20.12                       | -                             | -                           | 968.70                        |
|                              | 12-Apr-04           | 20.12                       | -                             | -                           | 968.70                        |
|                              | 15-Apr-04           | 17.96                       | -                             | -                           | 970.86                        |
|                              | 19-Apr-04           | 23.32                       | -                             | -                           | 965.50                        |
|                              | 22-Apr-04           | 22.60                       | -                             | -                           | 966.22                        |
|                              | 26-Apr-04           | 22.50                       | -                             | -                           | 966.32                        |
|                              | 29-Apr-04           | 23.96                       | -                             | -                           | 964.86                        |
|                              | 03-May-04           | 22.65                       | -                             | -                           | 966.17                        |
|                              | 10-May-04           | 20.07                       | -                             | -                           | 968.75                        |
|                              | 13-May-04           | 18.70                       | -                             | -                           | 970.12                        |
|                              | 17-May-04           | 18.40                       | -                             | -                           | 970.42                        |
|                              | 20-May-04           | 23.27                       | -                             | -                           | 965.55                        |
|                              | 24-May-04           | 22.15                       | -                             | -                           | 966.67                        |
|                              | 07-Jun-04           | 23.63                       | -                             | -                           | 965.19                        |
|                              | 11-Jun-04           | 24.01                       | 23.98                         | 0.03                        | 964.83                        |
|                              | 14-Jun-04           | 24.06                       | 23.99                         | 0.07                        | 964.81                        |
|                              | 21-Jun-04           | 23.83                       | -                             | -                           | 964.99                        |
|                              | 24-Jun-04           | 23.43                       | -                             | -                           | 965.39                        |
|                              | 989.03<br>#         | 22-Jul-04                   | 22.14                         | -                           | -                             |
| 26-Jul-04                    |                     | **14.10                     | -                             | -                           | <974.93                       |
| 29-Jul-04                    |                     | **14.00                     | -                             | -                           | <975.03                       |
| 02-Aug-04                    |                     | 20.80                       | -                             | -                           | 968.23                        |
| 05-Aug-04                    |                     | 33.61                       | -                             | -                           | 955.42                        |
| 09-Aug-04                    |                     | 33.58                       | -                             | -                           | 955.45                        |
| 13-Aug-04                    |                     | 17.55                       | -                             | -                           | 971.48                        |
| 19-Aug-04                    |                     | 16.96                       | -                             | -                           | 972.07                        |
| 23-Aug-04                    |                     | 17.59                       | -                             | -                           | 971.44                        |
| 26-Aug-04                    |                     | 18.75                       | -                             | -                           | 970.28                        |
| 30-Aug-04                    |                     | 22.41                       | -                             | -                           | 966.62                        |



TABLE 4

GROUNDWATER GAUGING DATA

Former Mobil Service Station #01-ECQ  
83-89 Elm Street  
Pittsfield, MA

(2004 through 2005)

| Well ID/<br>MP El<br>(feet)     | Date of<br>Sampling | Depth to<br>Water<br>(feet) | Depth to<br>Product<br>(feet) | NAPL<br>Thickness<br>(feet) | Ground-<br>water El<br>(feet) |
|---------------------------------|---------------------|-----------------------------|-------------------------------|-----------------------------|-------------------------------|
| GES-230<br>(Cont.)<br>989.03    | 09-Sep-04           | 18.22                       | -                             | -                           | 970.81                        |
|                                 | 13-Sep-04           | 20.83                       | -                             | -                           | 968.20                        |
|                                 | 16-Sep-04           | 20.50                       | -                             | -                           | 968.53                        |
|                                 | 27-Sep-04           | 17.38                       | -                             | -                           | 971.65                        |
|                                 | 30-Sep-04           | 18.38                       | -                             | -                           | 970.65                        |
|                                 | 05-Oct-04           | 33.61                       | -                             | -                           | 955.42                        |
|                                 | 14-Oct-04           | 19.49                       | -                             | -                           | 969.54                        |
|                                 | 25-Oct-04           | 27.39                       | -                             | -                           | 961.64                        |
|                                 | 28-Oct-04           | 32.53                       | -                             | -                           | 956.50                        |
|                                 | 15-Nov-04           | 32.28                       | -                             | -                           | 956.75                        |
|                                 | 12-Jan-05           | 20.83                       | -                             | -                           | 968.20                        |
|                                 | 08-Feb-05           | 18.43                       | -                             | -                           | 970.60                        |
|                                 | 02-Mar-05           | 28.21                       | -                             | -                           | 960.82                        |
|                                 | 11-Apr-05           | 28.55                       | -                             | -                           | 960.48                        |
|                                 | 14-Apr-05           | 18.12                       | -                             | -                           | 970.91                        |
|                                 | 27-Jun-05           | 32.00                       | -                             | -                           | 957.03                        |
|                                 | 26-Sep-05           | 33.60                       | -                             | -                           | 955.43                        |
| 30-Sep-05                       | 20.78               | -                           | -                             | 968.25                      |                               |
| GES-231<br>988.35<br><br>987.72 | 02-Jan-04           | **16.30                     | -                             | -                           | NA                            |
|                                 | 05-Jan-04           | 18.80                       | -                             | -                           | 969.55                        |
|                                 | 07-Jan-04           | **20.20                     | -                             | -                           | NA                            |
|                                 | 14-Jan-04           | **15.30                     | -                             | -                           | NA                            |
|                                 | 19-Jan-04           | **17.10                     | -                             | -                           | NA                            |
|                                 | 23-Jan-04           | *20.40                      | 19.60                         | >0.80                       | NA                            |
|                                 | 26-Jan-04           | **18.50                     | -                             | -                           | NA                            |
|                                 | 28-Jan-04           | **13.61                     | -                             | -                           | NA                            |
|                                 | 02-Feb-04           | **23.00                     | 20.70                         | >2.30                       | NA                            |
|                                 | 06-Feb-04           | **18.50                     | -                             | -                           | NA                            |
|                                 | 09-Feb-04           | **20.10                     | -                             | -                           | NA                            |
|                                 | 13-Feb-04           | **15.90                     | -                             | -                           | NA                            |
|                                 | 16-Feb-04           | *17.34                      | -                             | -                           | NA                            |
|                                 | 18-Feb-04           | 23.85                       | -                             | -                           | 964.50                        |
|                                 | 20-Feb-04           | 26.15                       | -                             | -                           | 961.57                        |
|                                 | 23-Feb-04           | 21.68                       | -                             | -                           | 966.04                        |
|                                 | 01-Mar-04           | **24.40                     | 23.85                         | >0.55                       | NA                            |
|                                 | 03-Mar-04           | 22.30                       | -                             | -                           | 965.42                        |
|                                 | 05-Mar-04           | 23.60                       | -                             | -                           | 964.12                        |
|                                 | 10-Mar-04           | 23.70                       | -                             | -                           | 964.02                        |
|                                 | 12-Mar-04           | **23.20                     | -                             | -                           | NA                            |
|                                 | 15-Mar-04           | 21.47                       | -                             | -                           | 966.25                        |
|                                 | 19-Mar-04           | **17.40                     | -                             | -                           | NA                            |
|                                 | 22-Mar-04           | 21.55                       | -                             | -                           | 966.17                        |
|                                 | 24-Mar-04           | **17.10                     | -                             | -                           | NA                            |
|                                 | 29-Mar-04           | 18.85                       | 18.75                         | 0.10                        | 968.95                        |
|                                 | 31-Mar-04           | 18.89                       | -                             | -                           | 968.83                        |
|                                 | 02-Apr-04           | 13.05                       | -                             | -                           | 974.67                        |
|                                 | 05-Apr-04           | 16.60                       | 16.55                         | 0.05                        | 971.16                        |
|                                 | 07-Apr-04           | **17.20                     | -                             | -                           | NA                            |
| 09-Apr-04                       | 19.00               | -                           | -                             | 968.72                      |                               |
| 12-Apr-04                       | **16.70             | -                           | -                             | NA                          |                               |
| 15-Apr-04                       | 16.68               | -                           | -                             | 971.04                      |                               |
| 19-Apr-04                       | 21.48               | -                           | -                             | 966.24                      |                               |



TABLE 4

GROUNDWATER GAUGING DATA

Former Mobil Service Station #01-ECQ

83-89 Elm Street

Pittsfield, MA

(2004 through 2005)

| Well ID/<br>MPEI<br>(feet)   | Date of<br>Sampling | Depth to<br>Water<br>(feet) | Depth to<br>Product<br>(feet) | NAPL<br>Thickness<br>(feet) | Ground-<br>water El<br>(feet) |
|------------------------------|---------------------|-----------------------------|-------------------------------|-----------------------------|-------------------------------|
| GES-231<br>(Cont.)<br>987.72 | 22-Apr-04           | 23.30                       | -                             | -                           | 964.42                        |
|                              | 26-Apr-04           | 20.23                       | -                             | -                           | 967.49                        |
|                              | 29-Apr-04           | 25.80                       | -                             | -                           | 961.92                        |
|                              | 03-May-04           | 21.60                       | 21.35                         | 0.25                        | 966.31                        |
|                              | 10-May-04           | 19.45                       | -                             | -                           | 968.27                        |
|                              | 13-May-04           | 19.62                       | -                             | -                           | 968.10                        |
|                              | 17-May-04           | **7.25                      | -                             | -                           | NA                            |
|                              | 20-May-04           | 29.90                       | -                             | -                           | 957.82                        |
|                              | 24-May-04           | **17.25                     | -                             | -                           | NA                            |
|                              | 07-Jun-04           | **22.35                     | -                             | -                           | NA                            |
|                              | 11-Jun-04           | **22.35                     | -                             | -                           | NA                            |
|                              | 14-Jun-04           | **22.35                     | -                             | -                           | NA                            |
|                              | 21-Jun-04           | **17.61                     | -                             | -                           | NA                            |
|                              | 24-Jun-04           | **22.30                     | -                             | -                           | NA                            |
|                              | 22-Jul-04           | 21.39                       | 21.04                         | 0.35                        | 966.60                        |
|                              | 26-Jul-04           | **20.60                     | -                             | -                           | NA                            |
|                              | 29-Jul-04           | **20.62                     | -                             | -                           | NA                            |
|                              | 02-Aug-04           | 20.05                       | -                             | -                           | 967.67                        |
|                              | 05-Aug-04           | 25.15                       | -                             | -                           | 962.57                        |
|                              | 09-Aug-04           | 25.20                       | -                             | -                           | 962.52                        |
|                              | 13-Aug-04           | 19.61                       | -                             | -                           | 968.11                        |
|                              | 19-Aug-04           | 19.92                       | -                             | -                           | 967.80                        |
|                              | 23-Aug-04           | 20.52                       | -                             | -                           | 967.20                        |
|                              | 26-Aug-04           | **20.47                     | -                             | -                           | 967.25                        |
|                              | 30-Aug-04           | 21.45                       | -                             | -                           | 966.27                        |
|                              | 09-Sep-04           | 18.74                       | -                             | -                           | 968.98                        |
|                              | 13-Sep-04           | **20.25                     | -                             | -                           | NA                            |
|                              | 16-Sep-04           | **20.65                     | -                             | -                           | NA                            |
|                              | 27-Sep-04           | 16.30                       | -                             | -                           | 971.42                        |
|                              | 30-Sep-04           | 17.41                       | -                             | -                           | 970.31                        |
|                              | 05-Oct-04           | 25.10                       | -                             | -                           | 962.62                        |
|                              | 14-Oct-04           | 19.97                       | -                             | -                           | 967.75                        |
|                              | 21-Oct-04           | 18.81                       | -                             | -                           | 968.91                        |
| 25-Oct-04                    | 25.51               | -                           | -                             | 962.21                      |                               |
| 28-Oct-04                    | 25.64               | -                           | -                             | 962.08                      |                               |
| 15-Nov-04                    | 23.85               | -                           | -                             | 963.87                      |                               |
| 12-Jan-05                    | 22.10               | -                           | -                             | 965.62                      |                               |
| 08-Feb-05                    | 18.60               | 18.55                       | 0.05                          | 969.16                      |                               |
| 02-Mar-05                    | 18.48               | -                           | -                             | 969.24                      |                               |
| 11-Apr-05                    | 21.55               | -                           | -                             | 966.17                      |                               |
| 15-Apr-05                    | 17.27               | -                           | -                             | 970.45                      |                               |
| 02-Mar-05                    | 18.48               | -                           | -                             | 969.24                      |                               |
| 11-Apr-05                    | 21.55               | -                           | -                             | 966.17                      |                               |
| 14-Apr-05                    | 17.27               | -                           | -                             | 970.45                      |                               |
| 27-Jun-05                    | 22.40               | -                           | -                             | 965.32                      |                               |
| 09-Aug-05                    | 25.15               | -                           | -                             | 962.57                      |                               |
| 26-Sep-05                    | 25.08               | -                           | -                             | 962.64                      |                               |
| 30-Sep-05                    | 19.38               | -                           | -                             | 968.34                      |                               |
| GES-232                      | 02-Jan-04           | 18.15                       | -                             | -                           | 970.06                        |
| 988.21                       | 07-Jan-04           | 22.37                       | -                             | -                           | 965.84                        |
|                              | 14-Jan-04           | 21.10                       | 20.30                         | 0.80                        | 967.72                        |
|                              | 19-Jan-04           | 25.35                       | 16.51                         | 8.84                        | 969.58                        |



TABLE 4

GROUNDWATER GAUGING DATA

Former Mobil Service Station #01-ECQ  
 83-89 Elm Street  
 Pittsfield, MA

(2004 through 2005)

| Well ID/<br>MP EI<br>(feet) | Date of<br>Sampling | Depth to<br>Water<br>(feet) | Depth to<br>Product<br>(feet) | NAPL<br>Thickness<br>(feet) | Ground-<br>water EI<br>(feet) |
|-----------------------------|---------------------|-----------------------------|-------------------------------|-----------------------------|-------------------------------|
| GES-232                     | 23-Jan-04           | 26.89                       | 18.85                         | 8.04                        | 967.43                        |
| (Cont.)                     | 26-Jan-04           | 27.20                       | 19.77                         | 7.43                        | 966.66                        |
| 988.21                      | 28-Jan-04           | 27.50                       | 20.00                         | 7.50                        | 966.41                        |
|                             | 06-Feb-04           | 24.30                       | 20.15                         | 4.15                        | 967.06                        |
|                             | 20-Feb-04           | 25.63                       | 20.96                         | 4.67                        | 966.13                        |
|                             | 23-Feb-04           | 25.10                       | 20.60                         | 4.50                        | 966.53                        |
|                             | 01-Mar-04           | 26.59                       | 21.99                         | 4.60                        | 965.12                        |
|                             | 03-Mar-04           | 25.70                       | 20.90                         | 4.80                        | 966.16                        |
|                             | 05-Mar-04           | 26.20                       | 21.60                         | 4.60                        | 965.51                        |
|                             | 10-Mar-04           | 26.19                       | 21.58                         | 4.61                        | 965.52                        |
|                             | 12-Mar-04           | 22.42                       | -                             | -                           | 965.79                        |
|                             | 15-Mar-04           | 22.73                       | 22.65                         | 0.08                        | 965.54                        |
|                             | 19-Mar-04           | 24.75                       | 24.10                         | 0.65                        | 963.95                        |
|                             | 22-Mar-04           | 21.74                       | -                             | -                           | 966.47                        |
|                             | 24-Mar-04           | **14.35                     | -                             | -                           | NA                            |
|                             | 29-Mar-04           | 23.35                       | -                             | -                           | 964.86                        |
|                             | 31-Mar-04           | 20.66                       | -                             | -                           | 967.55                        |
|                             | 02-Apr-04           | 14.50                       | 14.05                         | 0.45                        | 974.05                        |
|                             | 05-Apr-04           | 17.35                       | -                             | -                           | 970.86                        |
|                             | 07-Apr-04           | 22.99                       | -                             | -                           | 965.22                        |
|                             | 09-Apr-04           | 23.15                       | -                             | -                           | 965.06                        |
|                             | 12-Apr-04           | 21.15                       | -                             | -                           | 967.06                        |
|                             | 15-Apr-04           | 17.04                       | 16.98                         | 0.06                        | 971.22                        |
|                             | 19-Apr-04           | 22.37                       | -                             | -                           | 965.84                        |
|                             | 22-Apr-04           | 21.51                       | -                             | -                           | 966.70                        |
|                             | 26-Apr-04           | 21.41                       | -                             | -                           | 966.80                        |
|                             | 29-Apr-04           | 23.68                       | -                             | -                           | 964.53                        |
|                             | 03-May-04           | 21.63                       | 21.57                         | 0.06                        | 966.63                        |
|                             | 10-May-04           | 22.60                       | -                             | -                           | 965.61                        |
|                             | 13-May-04           | 20.45                       | -                             | -                           | 967.76                        |
|                             | 17-May-04           | 17.65                       | -                             | -                           | 970.56                        |
|                             | 20-May-04           | 23.70                       | -                             | -                           | 964.51                        |
|                             | 24-May-04           | 23.85                       | -                             | -                           | 964.36                        |
|                             | 07-Jun-04           | 23.92                       | -                             | -                           | 964.29                        |
| 988.42                      | 11-Jun-04           | 23.65                       | -                             | -                           | 964.56                        |
| #                           | 14-Jun-04           | 23.81                       | -                             | -                           | 964.40                        |
|                             | 21-Jun-04           | 24.20                       | -                             | -                           | 964.01                        |
|                             | 24-Jun-04           | 24.00                       | -                             | -                           | 964.21                        |
|                             | 22-Jul-04           | 21.28                       | -                             | -                           | 966.93                        |
|                             | 26-Jul-04           | 22.61                       | -                             | -                           | 965.81                        |
|                             | 29-Jul-04           | 23.32                       | -                             | -                           | 965.10                        |
|                             | 02-Aug-04           | 20.47                       | -                             | -                           | 967.95                        |
|                             | 05-Aug-04           | **24.55                     | -                             | -                           | <963.87                       |
|                             | 09-Aug-04           | **24.55                     | -                             | -                           | <963.88                       |
|                             | 13-Aug-04           | 21.50                       | -                             | -                           | 966.92                        |
|                             | 19-Aug-04           | 20.83                       | -                             | -                           | 967.59                        |
|                             | 23-Aug-04           | 21.44                       | -                             | -                           | 966.98                        |
|                             | 26-Aug-04           | 22.00                       | -                             | -                           | 966.42                        |
|                             | 30-Aug-04           | 21.63                       | -                             | -                           | 966.79                        |
|                             | 09-Sep-04           | 18.46                       | -                             | -                           | 969.96                        |
|                             | 13-Sep-04           | 20.83                       | -                             | -                           | 967.59                        |
|                             | 16-Sep-04           | 21.66                       | -                             | -                           | 966.76                        |



TABLE 4

GROUNDWATER GAUGING DATA

Former Mobil Service Station #01-ECQ  
 83-89 Elm Street  
 Pittsfield, MA

(2004 through 2005)

| Well ID/<br>MP EI<br>(feet)  | Date of<br>Sampling | Depth to<br>Water<br>(feet) | Depth to<br>Product<br>(feet) | NAPL<br>Thickness<br>(feet) | Ground-<br>water EI<br>(feet) |
|------------------------------|---------------------|-----------------------------|-------------------------------|-----------------------------|-------------------------------|
| GES-232<br>(Cont.)<br>988.42 | 27-Sep-04           | 15.35                       | -                             | -                           | 973.07                        |
|                              | 30-Sep-04           | 17.66                       | -                             | -                           | 970.76                        |
|                              | 05-Oct-04           | 24.17                       | -                             | -                           | 964.25                        |
|                              | 14-Oct-04           | 19.72                       | -                             | -                           | 968.70                        |
|                              | 21-Oct-04           | 18.15                       | -                             | -                           | 970.27                        |
|                              | 25-Oct-04           | Dry@24.55                   | -                             | -                           | NA                            |
|                              | 28-Oct-04           | Dry@24.50                   | -                             | -                           | NA                            |
|                              | 15-Nov-04           | 24.50                       | -                             | -                           | 963.92                        |
|                              | 12-Jan-05           | 21.96                       | -                             | -                           | 966.46                        |
|                              | 08-Feb-05           | 18.73                       | -                             | -                           | 969.69                        |
|                              | 02-Mar-05           | 19.58                       | -                             | -                           | 968.84                        |
|                              | 11-Apr-05           | 23.95                       | -                             | -                           | 964.47                        |
|                              | 15-Apr-05           | 17.49                       | -                             | -                           | 970.93                        |
|                              | 27-Jun-05           | 23.85                       | -                             | -                           | 964.57                        |
|                              | 26-Sep-05           | 24.20                       | -                             | -                           | 964.22                        |
| 30-Sep-05                    | 19.95               | -                           | -                             | 968.47                      |                               |
| GES-301S<br>992.41           | 29-Apr-04           | 10.32                       | -                             | -                           | 982.09                        |
|                              | 13-May-04           | 10.36                       | -                             | -                           | 982.05                        |
|                              | 20-May-04           | 10.50                       | -                             | -                           | 981.91                        |
|                              | 11-Jun-04           | 10.51                       | -                             | -                           | 981.90                        |
|                              | 30-Aug-04           | 11.57                       | -                             | -                           | 980.84                        |
|                              | 05-Oct-04           | 11.57                       | -                             | -                           | 980.84                        |
|                              | 10-Jan-05           | 10.82                       | -                             | -                           | 981.59                        |
|                              | 11-Apr-05           | 10.70                       | -                             | -                           | 981.71                        |
|                              | 15-Apr-05           | 10.60                       | -                             | -                           | 981.81                        |
|                              | 09-Aug-05           | 11.50                       | -                             | -                           | 980.91                        |
|                              | 26-Sep-05           | 13.51                       | -                             | -                           | 978.90                        |
|                              | 30-Sep-05           | 12.92                       | -                             | -                           | 979.49                        |
| GES-301I<br>992.40           | 15-Apr-04           | 24.00                       | 15.43                         | 8.57                        | 974.91                        |
|                              | 22-Apr-04           | 26.45                       | 19.67                         | 6.78                        | 971.10                        |
|                              | 29-Apr-04           | 26.30                       | 19.09                         | 7.21                        | 971.58                        |
|                              | 13-May-04           | 18.10                       | 16.30                         | 1.80                        | 975.67                        |
|                              | 20-May-04           | 22.03                       | 19.61                         | 2.42                        | 972.21                        |
|                              | 11-Jun-04           | 27.15                       | 19.50                         | 7.65                        | 971.06                        |
|                              | 29-Jul-04           | 17.80                       | -                             | -                           | 974.60                        |
|                              | 09-Aug-04           | 26.80                       | 19.58                         | 7.22                        | 971.09                        |
|                              | 19-Aug-04           | 25.82                       | 19.39                         | 6.43                        | 971.47                        |
|                              | 26-Aug-04           | 25.03                       | 20.20                         | 4.83                        | 971.04                        |
|                              | 30-Aug-04           | 26.45                       | 20.34                         | 6.11                        | 970.59                        |
|                              | 09-Sep-04           | 25.96                       | 19.03                         | 6.93                        | 971.71                        |
|                              | 16-Sep-04           | 26.90                       | 20.34                         | 6.56                        | 970.49                        |
|                              | 23-Sep-04           | 25.52                       | 18.04                         | 7.48                        | 972.56                        |
|                              | 30-Sep-04           | -                           | 16.46                         | >3.00                       | <975.22                       |
|                              | 05-Oct-04           | 24.42                       | 19.93                         | 4.49                        | 971.39                        |
|                              | 11-Oct-04           | 19.95                       | 19.83                         | 0.12                        | 972.54                        |
|                              | 14-Oct-04           | 25.55                       | 19.85                         | 5.70                        | 971.18                        |
|                              | 21-Oct-04           | 20.10                       | 18.45                         | 1.65                        | 973.55                        |
|                              | 28-Oct-04           | 25.89                       | 20.56                         | 5.33                        | 970.56                        |
| 31-Jan-05                    | 26.95               | 19.43                       | 7.52                          | 971.17                      |                               |
| 14-Feb-05                    | 22.65               | 18.60                       | 4.05                          | 972.83                      |                               |
| 28-Feb-05                    | 25.51               | 18.43                       | 7.08                          | 972.27                      |                               |
| 11-Apr-05                    | 24.40               | 15.90                       | 8.50                          | 974.46                      |                               |

**TABLE 4**  
**GROUNDWATER GAUGING DATA**

Former Mobil Service Station #01-ECQ  
83-89 Elm Street  
Pittsfield, MA

(2004 through 2005)

| Well ID/<br>MP EI<br>(feet)                 | Date of<br>Sampling       | Depth to<br>Water<br>(feet) | Depth to<br>Product<br>(feet) | NAPL<br>Thickness<br>(feet) | Ground-<br>water EI<br>(feet) |
|---|---------------------------|-----------------------------|-------------------------------|-----------------------------|-------------------------------|
| <b>GES-301I</b><br><i>(Cont.)</i><br>992.40 | 15-Apr-05                 | 18.89                       | 18.22                         | 0.67                        | 974.02                        |
|   | 25-Apr-05                 | 20.58                       | 17.33                         | 3.25                        | 974.29                        |
|   | 09-May-05                 | 22.80                       | 19.20                         | 3.60                        | 972.34                        |
|   | 31-May-05                 | 23.00                       | 19.19                         | 3.81                        | 972.30                        |
|   | 06-Jun-05                 | 22.16                       | 20.43                         | 1.73                        | 971.55                        |
|   | 13-Jun-05                 | 21.51                       | 20.89                         | 0.62                        | 971.36                        |
|   | 27-Jun-05                 | 21.90                       | 20.05                         | 1.85                        | 971.91                        |
|   | 25-Jul-05                 | 21.07                       | 20.44                         | 0.63                        | 971.81                        |
|   | 08-Aug-05                 | 22.10                       | 20.75                         | 1.35                        | 971.33                        |
|   | 09-Aug-05                 | 22.25                       | 20.86                         | 1.39                        | 971.21                        |
|   | 26-Sep-05                 | 25.00                       | 20.18                         | 4.82                        | 971.06                        |
|   | 30-Sep-05                 | 25.27                       | 20.47                         | 4.80                        | 970.78                        |
|   | <b>GES-301D</b><br>992.40 | 30-Aug-04                   | 16.65                         | -                           | -                             |
| 05-Oct-04                                   |                           | 15.61                       | -                             | -                           | 976.79                        |
| 11-Oct-04                                   |                           | 15.78                       | -                             | -                           | 976.62                        |
| 21-Feb-05                                   |                           | 15.33                       | -                             | -                           | 977.07                        |
| 11-Apr-05                                   |                           | 14.70                       | -                             | -                           | 977.70                        |
| 15-Apr-05                                   |                           | 13.99                       | -                             | -                           | 978.41                        |
| 09-Aug-05                                   |                           | 17.03                       | -                             | -                           | 975.37                        |
| 26-Sep-05                                   |                           | 18.95                       | -                             | -                           | 973.45                        |
| 30-Sep-05                                   |                           | 19.94                       | -                             | -                           | 972.46                        |
| <b>GES-302S</b><br>990.40                   | 15-Apr-04                 | 11.38                       | -                             | -                           | 979.02                        |
|   | 22-Apr-04                 | 12.10                       | -                             | -                           | 978.30                        |
|   | 29-Apr-04                 | 12.00                       | -                             | -                           | 978.40                        |
|   | 13-May-04                 | 11.32                       | -                             | -                           | 979.08                        |
|   | 20-May-04                 | 12.07                       | -                             | -                           | 978.33                        |
|   | 11-Jun-04                 | 12.47                       | -                             | -                           | 977.93                        |
|   | 02-Aug-04                 | 14.98                       | -                             | -                           | 975.42                        |
|   | 30-Aug-04                 | 12.58                       | -                             | -                           | 977.82                        |
|   | 05-Oct-04                 | 10.15                       | -                             | -                           | 980.25                        |
|   | 11-Apr-05                 | 5.20                        | -                             | -                           | 985.20                        |
|   | 15-Apr-05                 | 7.90                        | -                             | -                           | 982.50                        |
|   | 26-Sep-05                 | 15.00                       | -                             | -                           | 975.40                        |
|   | 30-Sep-05                 | 15.00                       | -                             | -                           | 975.40                        |
|   | <b>GES-302I</b><br>990.39 | 22-Apr-04                   | 21.45                         | -                           | -                             |
| 29-Apr-04                                   |                           | 21.45                       | -                             | -                           | 968.94                        |
| 13-May-04                                   |                           | 18.27                       | -                             | -                           | 972.12                        |
| 20-May-04                                   |                           | 22.55                       | -                             | -                           | 967.84                        |
| 11-Jun-04                                   |                           | 22.72                       | -                             | -                           | 967.67                        |
| 22-Jul-04                                   |                           | 21.56                       | -                             | -                           | 968.83                        |
| 26-Jul-04                                   |                           | 22.61                       | -                             | -                           | 967.78                        |
| 29-Jul-04                                   |                           | 21.56                       | -                             | -                           | 968.83                        |
| 02-Aug-04                                   |                           | 20.55                       | -                             | -                           | 969.84                        |
| 05-Aug-04                                   |                           | 23.00                       | -                             | -                           | 967.39                        |
| 09-Aug-04                                   |                           | 22.79                       | -                             | -                           | 967.60                        |
| 19-Aug-04                                   |                           | 20.67                       | -                             | -                           | 969.72                        |
| 23-Aug-04                                   |                           | 21.29                       | -                             | -                           | 969.10                        |
| 26-Aug-04                                   |                           | 21.91                       | -                             | -                           | 968.48                        |
| 30-Aug-04                                   |                           | 21.69                       | -                             | -                           | 968.70                        |
| 09-Sep-04                                   |                           | 20.41                       | -                             | -                           | 969.98                        |
| 13-Sep-04                                   | 22.07                     | -                           | -                             | 968.32                      |                               |





TABLE 4

GROUNDWATER GAUGING DATA

Former Mobil Service Station #01-ECQ  
 83-89 Elm Street  
 Pittsfield, MA

(2004 through 2005)

| Well ID/<br>MP EI<br>(feet)   | Date of<br>Sampling | Depth to<br>Water<br>(feet) | Depth to<br>Product<br>(feet) | NAPL<br>Thickness<br>(feet) | Ground-<br>water El<br>(feet) |
|-------------------------------|---------------------|-----------------------------|-------------------------------|-----------------------------|-------------------------------|
| GES-302I<br>(Cont.)<br>990.39 | 16-Sep-04           | 22.29                       | -                             | -                           | 968.10                        |
|                               | 27-Sep-04           | 25.05                       | 18.16                         | 6.89                        | 970.58                        |
|                               | 30-Sep-04           | 18.33                       | 18.24                         | 0.09                        | 972.13                        |
|                               | 05-Oct-04           | 21.65                       | -                             | -                           | 968.74                        |
|                               | 11-Oct-04           | 21.30                       | -                             | -                           | 969.09                        |
|                               | 14-Oct-04           | 21.32                       | -                             | -                           | 969.07                        |
|                               | 21-Oct-04           | 19.95                       | -                             | -                           | 970.44                        |
|                               | 25-Oct-04           | 24.05                       | -                             | -                           | 966.34                        |
|                               | 28-Oct-04           | 23.81                       | -                             | -                           | 966.58                        |
|                               | 15-Nov-04           | 22.68                       | -                             | -                           | 967.71                        |
|                               | 12-Jan-05           | 22.30                       | -                             | -                           | 968.09                        |
|                               | 08-Feb-05           | 19.47                       | -                             | -                           | 970.92                        |
|                               | 21-Feb-05           | 20.25                       | -                             | -                           | 970.14                        |
|                               | 02-Mar-05           | 19.43                       | -                             | -                           | 970.96                        |
|                               | 11-Apr-05           | 19.90                       | -                             | -                           | 970.49                        |
|                               | 15-Apr-05           | 13.68                       | -                             | -                           | 976.71                        |
|                               | 27-Jun-05           | 15.82                       | -                             | -                           | 974.57                        |
| 26-Sep-05                     | 21.69               | -                           | -                             | 968.70                      |                               |
| 30-Sep-05                     | 20.81               | -                           | -                             | 969.58                      |                               |
| GES-302D<br>990.38<br>990.39  | 15-Apr-04           | 13.63                       | -                             | -                           | 976.75                        |
|                               | 22-Apr-04           | 15.18                       | -                             | -                           | 975.20                        |
|                               | 29-Apr-04           | 14.89                       | -                             | -                           | 975.49                        |
|                               | 13-May-04           | 13.84                       | -                             | -                           | 976.54                        |
|                               | 20-May-04           | 15.50                       | -                             | -                           | 974.88                        |
|                               | 11-Jun-04           | 15.38                       | -                             | -                           | 975.00                        |
|                               | 02-Aug-04           | 15.76                       | -                             | -                           | 974.62                        |
|                               | 30-Aug-04           | 16.16                       | -                             | -                           | 974.22                        |
|                               | 05-Oct-04           | 15.43                       | -                             | -                           | 974.95                        |
|                               | 11-Oct-04           | 15.50                       | -                             | -                           | 974.88                        |
|                               | 21-Feb-05           | 15.87                       | -                             | -                           | 974.51                        |
|                               | 11-Apr-05           | 13.90                       | -                             | -                           | 976.48                        |
|                               | 15-Apr-05           | 17.95                       | -                             | -                           | 972.43                        |
|                               | 26-Sep-05           | 17.30                       | -                             | -                           | 973.08                        |
| 30-Sep-05                     | 17.30               | -                           | -                             | 973.08                      |                               |
| GES-303<br>987.16             | 15-Apr-04           | 12.36                       | -                             | -                           | 974.80                        |
|                               | 22-Apr-04           | 12.76                       | -                             | -                           | 974.40                        |
|                               | 29-Apr-04           | 12.63                       | -                             | -                           | 974.53                        |
|                               | 13-May-04           | 12.82                       | -                             | -                           | 974.34                        |
|                               | 20-May-04           | 13.15                       | -                             | -                           | 974.01                        |
|                               | 11-Jun-04           | 13.25                       | -                             | -                           | 973.91                        |
|                               | 24-Jun-04           | 13.55                       | -                             | -                           | 973.61                        |
|                               | 02-Aug-04           | 10.97                       | -                             | -                           | 976.19                        |
|                               | 30-Aug-04           | 12.87                       | -                             | -                           | 974.29                        |
|                               | 05-Oct-04           | 12.30                       | -                             | -                           | 974.86                        |
|                               | 11-Apr-05           | 11.92                       | -                             | -                           | 975.24                        |
|                               | 15-Apr-05           | 11.89                       | -                             | -                           | 975.27                        |
|                               | 09-Aug-05           | 15.38                       | -                             | -                           | 971.78                        |
|                               | 26-Sep-05           | 17.46                       | -                             | -                           | 969.70                        |
| 30-Sep-05                     | DRY                 | -                           | -                             | NA                          |                               |
| GES-304S<br>989.01            | 15-Apr-04           | 10.04                       | -                             | -                           | 978.97                        |
|                               | 22-Apr-04           | 9.90                        | -                             | -                           | 979.11                        |



TABLE 4

GROUNDWATER GAUGING DATA

Former Mobil Service Station #01-ECQ  
83-89 Elm Street  
Pittsfield, MA

(2004 through 2005)

| Well ID/<br>MP El<br>(feet) | Date of<br>Sampling | Depth to<br>Water<br>(feet) | Depth to<br>Product<br>(feet) | NAPL<br>Thickness<br>(feet) | Ground-<br>water El<br>(feet) |        |
|-----------------------------|---------------------|-----------------------------|-------------------------------|-----------------------------|-------------------------------|--------|
| GES-304S                    | 29-Apr-04           | 9.05                        | -                             | -                           | 979.96                        |        |
|                             | (Cont.) 13-May-04   | 9.22                        | -                             | -                           | 979.79                        |        |
| 989.01                      | 20-May-04           | 9.08                        | -                             | -                           | 979.93                        |        |
|                             | 11-Jun-04           | 9.94                        | -                             | -                           | 979.07                        |        |
|                             | 24-Jun-04           | 10.80                       | -                             | -                           | 978.21                        |        |
|                             | 30-Aug-04           | 13.19                       | -                             | -                           | 975.82                        |        |
|                             | 05-Oct-04           | 11.40                       | -                             | -                           | 977.61                        |        |
|                             | 11-Apr-05           | 10.18                       | -                             | -                           | 978.83                        |        |
|                             | 15-Apr-05           | 10.44                       | -                             | -                           | 978.57                        |        |
|                             | 26-Sep-05           | Dry                         | -                             | -                           | NA                            |        |
|                             | 30-Sep-05           | Dry                         | -                             | -                           | NA                            |        |
|                             | 988.98              | 15-Apr-04                   | 14.14                         | -                           | -                             | 974.84 |
|                             |                     | 22-Apr-04                   | 16.09                         | -                           | -                             | 972.89 |
|                             |                     | 29-Apr-04                   | 15.69                         | -                           | -                             | 973.29 |
|                             |                     | 13-May-04                   | 14.39                         | -                           | -                             | 974.59 |
| 20-May-04                   |                     | 16.09                       | -                             | -                           | 972.89                        |        |
| 11-Jun-04                   |                     | 15.87                       | -                             | -                           | 973.11                        |        |
| 24-Jun-04                   |                     | 16.23                       | -                             | -                           | 972.75                        |        |
| 30-Aug-04                   |                     | 16.42                       | -                             | -                           | 972.56                        |        |
| 05-Oct-04                   |                     | 16.10                       | -                             | -                           | 972.88                        |        |
| 11-Apr-05                   |                     | 15.37                       | -                             | -                           | 973.61                        |        |
| 15-Apr-05                   |                     | 14.44                       | -                             | -                           | 974.54                        |        |
| 26-Sep-05                   |                     | 18.92                       | -                             | -                           | 970.06                        |        |
| 30-Sep-05                   |                     | 17.93                       | -                             | -                           | 971.05                        |        |
| 26-Sep-05                   | 18.92               | -                           | -                             | 970.06                      |                               |        |
| 30-Sep-05                   | 17.93               | -                           | -                             | 971.05                      |                               |        |
| GES-304D<br>988.98          | 15-Apr-04           | 14.77                       | -                             | -                           | 974.21                        |        |
|                             | 22-Apr-04           | 17.09                       | -                             | -                           | 971.89                        |        |
|                             | 29-Apr-04           | 16.92                       | -                             | -                           | 972.06                        |        |
|                             | 13-May-04           | 15.17                       | -                             | -                           | 973.81                        |        |
|                             | 20-May-04           | 17.30                       | -                             | -                           | 971.68                        |        |
|                             | 11-Jun-04           | 17.08                       | -                             | -                           | 971.90                        |        |
|                             | 24-Jun-04           | 17.30                       | -                             | -                           | 971.68                        |        |
|                             | 30-Aug-04           | 17.34                       | -                             | -                           | 971.64                        |        |
|                             | 05-Oct-04           | 17.96                       | -                             | -                           | 971.02                        |        |
|                             | 21-Feb-05           | 17.30                       | -                             | -                           | 971.68                        |        |
|                             | 11-Apr-05           | 16.00                       | -                             | -                           | 972.98                        |        |
|                             | 15-Apr-05           | 15.24                       | -                             | -                           | 973.74                        |        |
|                             | 26-Sep-05           | 18.71                       | -                             | -                           | 970.30                        |        |
| 30-Sep-05                   | 17.69               | -                           | -                             | 971.32                      |                               |        |
| GES-305<br>990.95           | 15-Apr-04           | 11.49                       | -                             | -                           | 979.46                        |        |
|                             | 22-Apr-04           | 12.90                       | -                             | -                           | 978.05                        |        |
|                             | 29-Apr-04           | 13.07                       | -                             | -                           | 977.88                        |        |
|                             | 13-May-04           | 10.42                       | -                             | -                           | 980.53                        |        |
|                             | 20-May-04           | 13.63                       | -                             | -                           | 977.32                        |        |
|                             | 11-Jun-04           | 13.56                       | -                             | -                           | 977.39                        |        |
|                             | 24-Jun-04           | 13.56                       | -                             | -                           | 977.39                        |        |
|                             | 30-Aug-04           | 13.85                       | -                             | -                           | 977.10                        |        |
|                             | 05-Oct-04           | 12.87                       | -                             | -                           | 978.08                        |        |
|                             | 21-Feb-05           | 12.20                       | -                             | -                           | 978.75                        |        |
|                             | 11-Apr-05           | 11.85                       | -                             | -                           | 979.10                        |        |
|                             | 15-Apr-05           | 10.90                       | -                             | -                           | 980.05                        |        |



TABLE 4

GROUNDWATER GAUGING DATA

Former Mobil Service Station #01-ECQ

83-89 Elm Street

Pittsfield, MA

(2004 through 2005)

| Well ID/<br>MP EI<br>(feet) | Date of<br>Sampling | Depth to<br>Water<br>(feet) | Depth to<br>Product<br>(feet) | NAPL<br>Thickness<br>(feet) | Ground-<br>water EI<br>(feet) |
|-----------------------------|---------------------|-----------------------------|-------------------------------|-----------------------------|-------------------------------|
| GES-305<br>(Cont.)          | 26-Sep-05           | 22.13                       | -                             | -                           | 968.82                        |
|                             | 30-Sep-05           | 18.78                       | -                             | -                           | 972.17                        |
| GES-306<br>989.37           | 15-Apr-04           | 13.03                       | -                             | -                           | 976.34                        |
|                             | 22-Apr-04           | 13.72                       | -                             | -                           | 975.65                        |
|                             | 29-Apr-04           | 13.60                       | -                             | -                           | 975.77                        |
|                             | 13-May-04           | 11.01                       | -                             | -                           | 978.36                        |
|                             | 20-May-04           | 14.27                       | -                             | -                           | 975.10                        |
|                             | 11-Jun-04           | 14.20                       | -                             | -                           | 975.17                        |
|                             | 21-Jun-04           | 14.67                       | -                             | -                           | 974.70                        |
|                             | 30-Aug-04           | 17.35                       | -                             | -                           | 972.02                        |
|                             | 05-Oct-04           | 13.53                       | -                             | -                           | 975.84                        |
|                             | 11-Apr-05           | 12.28                       | -                             | -                           | 977.09                        |
|                             | 15-Apr-05           | 12.80                       | -                             | -                           | 976.57                        |
|                             | 26-Sep-05           | 20.87                       | -                             | -                           | 968.11                        |
|                             | 30-Sep-05           | 20.92                       | -                             | -                           | 968.06                        |
| GES-307<br>988.89           | 11-Apr-05           | 13.10                       | -                             | -                           | 975.79                        |
|                             | 15-Apr-05           | 13.17                       | -                             | -                           | 975.72                        |
|                             | 26-Sep-05           | 16.27                       | -                             | -                           | 974.68                        |
|                             | 30-Sep-05           | 15.95                       | -                             | -                           | 975.00                        |
| GES-308<br>990.56           | 11-Apr-05           | 13.80                       | -                             | -                           | 976.76                        |
|                             | 14-Apr-05           | 10.91                       | -                             | -                           | 979.65                        |
|                             | 26-Sep-05           | 16.40                       | -                             | -                           | 974.16                        |
|                             | 30-Sep-05           | 11.78                       | -                             | -                           | 978.78                        |
| GES-310<br>991.73           | 15-Apr-04           | 16.62                       | -                             | -                           | 975.11                        |
|                             | 22-Apr-04           | 19.80                       | -                             | -                           | 971.93                        |
|                             | 29-Apr-04           | 18.42                       | -                             | -                           | 973.31                        |
|                             | 13-May-04           | 17.38                       | -                             | -                           | 974.35                        |
|                             | 20-May-04           | 18.95                       | -                             | -                           | 972.78                        |
|                             | 30-Aug-04           | 19.75                       | -                             | -                           | 971.98                        |
|                             | 05-Oct-04           | 18.11                       | -                             | -                           | 973.62                        |
|                             | 21-Feb-05           | 18.20                       | -                             | -                           | 973.53                        |
|                             | 11-Apr-05           | 15.98                       | -                             | -                           | 975.75                        |
|                             | 15-Apr-05           | 16.43                       | -                             | -                           | 975.30                        |
|                             | 26-Sep-05           | 20.19                       | -                             | -                           | 971.54                        |
|                             | 30-Sep-05           | 19.84                       | -                             | -                           | 971.89                        |
|                             | GES-311<br>990.15   | 15-Apr-04                   | 16.53                         | -                           | -                             |
| 22-Apr-04                   |                     | 19.74                       | -                             | -                           | 970.41                        |
| 29-Apr-04                   |                     | 19.34                       | -                             | -                           | 970.81                        |
| 13-May-04                   |                     | 17.05                       | -                             | -                           | 973.10                        |
| 20-May-04                   |                     | 19.87                       | -                             | -                           | 970.28                        |
| 11-Jun-04                   |                     | 19.98                       | -                             | -                           | 970.17                        |
| 30-Aug-04                   |                     | 20.31                       | -                             | -                           | 969.84                        |
| 05-Oct-04                   |                     | 19.70                       | -                             | -                           | 970.45                        |
| 21-Feb-05                   |                     | 17.95                       | -                             | -                           | 972.20                        |
| 11-Apr-05                   |                     | 16.41                       | -                             | -                           | 973.74                        |
| 15-Apr-05                   |                     | 16.66                       | -                             | -                           | 973.49                        |
| 26-Sep-05                   |                     | 19.77                       | -                             | -                           | 970.38                        |
| 30-Sep-05                   |                     | 19.73                       | -                             | -                           | 970.42                        |
| GES-312<br>989.48           | 15-Apr-04           | 16.59                       | -                             | -                           | 972.89                        |
|                             | 22-Apr-04           | 20.23                       | -                             | -                           | 969.25                        |



TABLE 4

GROUNDWATER GAUGING DATA

Former Mobil Service Station #01-ECQ

83-89 Elm Street

Pittsfield, MA

(2004 through 2005)

| Well ID/<br>MP EI<br>(feet)  | Date of<br>Sampling | Depth to<br>Water<br>(feet) | Depth to<br>Product<br>(feet) | NAPL<br>Thickness<br>(feet) | Ground-<br>water EI<br>(feet) |
|------------------------------|---------------------|-----------------------------|-------------------------------|-----------------------------|-------------------------------|
| GES-312<br>(Cont.)<br>989.48 | 29-Apr-04           | 19.89                       | -                             | -                           | 969.59                        |
|                              | 13-May-04           | 17.15                       | -                             | -                           | 972.33                        |
|                              | 20-May-04           | 20.47                       | -                             | -                           | 969.01                        |
|                              | 11-Jun-04           | 19.58                       | -                             | -                           | 969.90                        |
|                              | 30-Aug-04           | 20.58                       | -                             | -                           | 968.90                        |
|                              | 05-Oct-04           | 20.19                       | -                             | -                           | 969.29                        |
|                              | 21-Feb-05           | 17.80                       | -                             | -                           | 971.68                        |
|                              | 11-Apr-05           | 16.99                       | -                             | -                           | 972.49                        |
|                              | 15-Apr-05           | 16.68                       | -                             | -                           | 972.80                        |
|                              | 26-Sep-05           | 19.74                       | -                             | -                           | 969.74                        |
|                              | 30-Sep-05           | 19.38                       | -                             | -                           | 970.10                        |
| GES-314<br>989.12            | 15-Apr-04           | 16.23                       | -                             | -                           | 972.89                        |
|                              | 22-Apr-04           | 17.96                       | -                             | -                           | 971.16                        |
|                              | 29-Apr-04           | 17.59                       | -                             | -                           | 971.53                        |
|                              | 13-May-04           | 11.20                       | -                             | -                           | 977.92                        |
|                              | 20-May-04           | 17.73                       | -                             | -                           | 971.39                        |
|                              | 11-Jun-04           | 17.69                       | -                             | -                           | 971.43                        |
|                              | 24-Jun-04           | 18.18                       | -                             | -                           | 970.94                        |
|                              | 30-Aug-04           | 18.70                       | -                             | -                           | 970.42                        |
|                              | 05-Oct-04           | 17.50                       | -                             | -                           | 971.62                        |
|                              | 11-Apr-05           | 15.37                       | -                             | -                           | 973.75                        |
|                              | 15-Apr-05           | 15.96                       | -                             | -                           | 973.16                        |
|                              | 26-Sep-05           | 19.90                       | -                             | -                           | 969.22                        |
|                              | 30-Sep-05           | 19.94                       | -                             | -                           | 969.18                        |
| GES-315<br>990.37            | 15-Apr-04           | 10.69                       | -                             | -                           | 979.68                        |
|                              | 22-Apr-04           | 11.45                       | -                             | -                           | 978.92                        |
|                              | 29-Apr-04           | 11.17                       | -                             | -                           | 979.20                        |
|                              | 13-May-04           | 10.41                       | -                             | -                           | 979.96                        |
|                              | 20-May-04           | 11.60                       | -                             | -                           | 978.77                        |
|                              | 11-Jun-04           | 11.49                       | -                             | -                           | 978.88                        |
|                              | 24-Jun-04           | 11.87                       | -                             | -                           | 978.50                        |
|                              | 30-Aug-04           | 12.09                       | -                             | -                           | 978.28                        |
|                              | 05-Oct-04           | 11.24                       | -                             | -                           | 979.13                        |
|                              | 21-Feb-05           | 11.83                       | -                             | -                           | 978.54                        |
|                              | 11-Apr-05           | 10.95                       | -                             | -                           | 979.42                        |
|                              | 15-Apr-05           | 10.72                       | -                             | -                           | 979.65                        |
|                              | 26-Sep-05           | 17.20                       | -                             | -                           | 973.17                        |
|                              | 30-Sep-05           | 16.61                       | -                             | -                           | 973.76                        |
| GES-316<br>989.24            | 11-Apr-05           | 15.64                       | -                             | -                           | 973.60                        |
|                              | 14-Apr-05           | 15.55                       | -                             | -                           | 973.69                        |
|                              | 26-Sep-05           | 17.62                       | -                             | -                           | 971.50                        |
|                              | 30-Sep-05           | 17.08                       | -                             | -                           | 972.04                        |
| GES-317<br>990.69            | 11-Apr-05           | 10.84                       | -                             | -                           | 979.85                        |
|                              | 15-Apr-05           | 13.87                       | -                             | -                           | 976.82                        |
|                              | 26-Sep-05           | 15.48                       | -                             | -                           | 975.21                        |
|                              | 30-Sep-05           | 15.10                       | -                             | -                           | 975.59                        |
|                              | 26-Sep-05           | 15.48                       | -                             | -                           | 975.21                        |
|                              | 30-Sep-05           | 15.10                       | -                             | -                           | 975.59                        |
| GES-318S<br>992.71           | 15-Apr-04           | 16.98                       | -                             | -                           | 975.73                        |
|                              | 22-Apr-04           | 19.11                       | -                             | -                           | 973.60                        |
|                              | 29-Apr-04           | 18.67                       | -                             | -                           | 974.04                        |

TABLE 4

GROUNDWATER GAUGING DATA

Former Mobil Service Station #01-ECQ

83-89 Elm Street

Pittsfield, MA

(2004 through 2005)

| Well ID/<br>MF El<br>(feet)   | Date of<br>Sampling | Depth to<br>Water<br>(feet) | Depth to<br>Product<br>(feet) | NAPL<br>Thickness<br>(feet) | Ground-<br>water El<br>(feet) |
|-------------------------------|---------------------|-----------------------------|-------------------------------|-----------------------------|-------------------------------|
| GES-318S<br>(Cont.)<br>992.71 | 13-May-04           | 17.26                       | -                             | -                           | 975.45                        |
|                               | 20-May-04           | 19.27                       | -                             | -                           | 973.44                        |
|                               | 11-Jun-04           | 16.84                       | -                             | -                           | 975.87                        |
|                               | 24-Jun-04           | 17.30                       | -                             | -                           | 975.41                        |
|                               | 30-Aug-04           | 19.47                       | -                             | -                           | 973.24                        |
|                               | 05-Oct-04           | 19.02                       | -                             | -                           | 973.69                        |
|                               | 21-Feb-05           | 12.87                       | -                             | -                           | 979.84                        |
|                               | 11-Apr-05           | 16.84                       | -                             | -                           | 975.87                        |
|                               | 15-Apr-05           | 17.02                       | -                             | -                           | 975.69                        |
|                               | 26-Sep-05           | 18.89                       | -                             | -                           | 973.82                        |
|                               | 30-Sep-05           | 20.50                       | -                             | -                           | 972.21                        |
|                               | GES-318D<br>992.86  | 15-Apr-04                   | 15.50                         | -                           | -                             |
| 22-Apr-04                     |                     | 16.80                       | -                             | -                           | 976.06                        |
| 29-Apr-04                     |                     | 16.42                       | -                             | -                           | 976.44                        |
| 13-May-04                     |                     | 15.64                       | -                             | -                           | 977.22                        |
| 20-May-04                     |                     | 19.27                       | -                             | -                           | 973.59                        |
| 11-Jun-04                     |                     | 19.15                       | -                             | -                           | 973.71                        |
| 24-Jun-04                     |                     | 19.37                       | -                             | -                           | 973.49                        |
| 30-Aug-04                     |                     | 17.82                       | -                             | -                           | 975.04                        |
| 05-Oct-04                     |                     | 17.21                       | -                             | -                           | 975.65                        |
| 11-Apr-05                     |                     | 15.30                       | -                             | -                           | 977.56                        |
| 15-Apr-05                     |                     | 15.03                       | -                             | -                           | 977.83                        |
| 26-Sep-05                     |                     | 19.50                       | -                             | -                           | 973.36                        |
| 30-Sep-05                     | 18.95               | -                           | -                             | 973.91                      |                               |
| GES-319S<br>992.32            | 15-Apr-04           | 14.04                       | -                             | -                           | 978.28                        |
|                               | 22-Apr-04           | 14.93                       | -                             | -                           | 977.39                        |
|                               | 29-Apr-04           | 14.57                       | -                             | -                           | 977.75                        |
|                               | 13-May-04           | 14.14                       | -                             | -                           | 978.18                        |
|                               | 20-May-04           | 15.15                       | -                             | -                           | 977.17                        |
|                               | 11-Jun-04           | 14.58                       | -                             | -                           | 977.74                        |
|                               | 30-Aug-04           | 16.14                       | -                             | -                           | 976.18                        |
|                               | 05-Oct-04           | 15.08                       | -                             | -                           | 977.24                        |
|                               | 21-Feb-05           | 14.69                       | -                             | -                           | 977.63                        |
|                               | 11-Apr-05           | 14.95                       | -                             | -                           | 977.37                        |
|                               | 15-Apr-05           | 13.67                       | -                             | -                           | 978.65                        |
|                               | 09-Aug-05           | 16.57                       | -                             | -                           | 975.75                        |
|                               | 26-Sep-05           | 17.65                       | -                             | -                           | 974.67                        |
|                               | 30-Sep-05           | 17.54                       | -                             | -                           | 974.78                        |
| GES-319D<br>992.31            | 15-Apr-04           | 14.04                       | -                             | -                           | 978.27                        |
|                               | 22-Apr-04           | 14.93                       | -                             | -                           | 977.38                        |
|                               | 29-Apr-04           | 14.53                       | -                             | -                           | 977.78                        |
|                               | 13-May-04           | 14.14                       | -                             | -                           | 978.17                        |
|                               | 20-May-04           | 15.17                       | -                             | -                           | 977.14                        |
|                               | 11-Jun-04           | 14.91                       | -                             | -                           | 977.40                        |
|                               | 30-Aug-04           | 16.09                       | -                             | -                           | 976.22                        |
|                               | 05-Oct-04           | 15.09                       | -                             | -                           | 977.22                        |
|                               | 11-Apr-05           | 13.70                       | -                             | -                           | 978.61                        |
|                               | 15-Apr-05           | 13.56                       | -                             | -                           | 978.75                        |
|                               | 09-Aug-05           | 16.58                       | -                             | -                           | 975.73                        |
|                               | 26-Sep-05           | 18.16                       | -                             | -                           | 974.15                        |
| 30-Sep-05                     | 17.95               | -                           | -                             | 974.36                      |                               |



TABLE 4

GROUNDWATER GAUGING DATA

Former Mobil Service Station #01-ECQ

83-89 Elm Street

Pittsfield, MA

(2004 through 2005)

| Well ID/<br>MP El<br>(feet) | Date of<br>Sampling | Depth to<br>Water<br>(feet) | Depth to<br>Product<br>(feet) | NAPL<br>Thickness<br>(feet) | Ground-<br>water El<br>(feet) |
|-----------------------------|---------------------|-----------------------------|-------------------------------|-----------------------------|-------------------------------|
| GES-320S<br>993.11          | 15-Apr-04           | 16.64                       | -                             | -                           | 976.47                        |
|                             | 22-Apr-04           | 18.83                       | -                             | -                           | 974.28                        |
|                             | 29-Apr-04           | 17.98                       | -                             | -                           | 975.13                        |
|                             | 13-May-04           | 16.83                       | -                             | -                           | 976.28                        |
|                             | 20-May-04           | 18.50                       | -                             | -                           | 974.61                        |
|                             | 11-Jun-04           | 18.31                       | -                             | -                           | 974.80                        |
|                             | 24-Jun-04           | 14.65                       | -                             | -                           | 978.46                        |
|                             | 30-Aug-04           | 19.03                       | -                             | -                           | 974.08                        |
|                             | 05-Oct-04           | 18.17                       | -                             | -                           | 974.94                        |
|                             | 21-Feb-05           | 17.97                       | -                             | -                           | 975.14                        |
|                             | 11-Apr-05           | 16.06                       | -                             | -                           | 977.05                        |
|                             | 15-Apr-05           | 16.35                       | -                             | -                           | 976.76                        |
|                             | 09-Aug-05           | 18.23                       | -                             | -                           | 974.88                        |
|                             | 26-Sep-05           | 19.95                       | -                             | -                           | 973.16                        |
| 30-Sep-05                   | 19.83               | -                           | -                             | 973.28                      |                               |
| GES-320D<br>993.16          | 15-Apr-04           | 15.50                       | -                             | -                           | 977.66                        |
|                             | 22-Apr-04           | 16.36                       | -                             | -                           | 977.78                        |
|                             | 29-Apr-04           | 16.00                       | -                             | -                           | 977.16                        |
|                             | 13-May-04           | 15.38                       | -                             | -                           | 977.78                        |
|                             | 20-May-04           | 16.55                       | -                             | -                           | 976.61                        |
|                             | 11-Jun-04           | 16.35                       | -                             | -                           | 976.81                        |
|                             | 24-Jun-04           | 23.20                       | -                             | -                           | 969.96                        |
|                             | 30-Aug-04           | 17.46                       | -                             | -                           | 975.70                        |
|                             | 05-Oct-04           | 16.48                       | -                             | -                           | 976.68                        |
|                             | 11-Apr-05           | 14.56                       | -                             | -                           | 978.60                        |
|                             | 15-Apr-05           | 14.83                       | -                             | -                           | 978.33                        |
|                             | 09-Aug-05           | 17.81                       | -                             | -                           | 975.35                        |
|                             | 26-Sep-05           | 18.70                       | -                             | -                           | 974.46                        |
|                             | 30-Sep-05           | 18.78                       | -                             | -                           | 974.38                        |
| GES-321S<br>988.20          | 15-Apr-04           | 15.91                       | -                             | -                           | 972.29                        |
|                             | 22-Apr-04           | 19.72                       | -                             | -                           | 968.48                        |
|                             | 29-Apr-04           | 20.40                       | -                             | -                           | 967.80                        |
|                             | 13-May-04           | 16.20                       | -                             | -                           | 972.00                        |
|                             | 20-May-04           | 16.10                       | -                             | -                           | 972.10                        |
|                             | 11-Jun-04           | 11.51                       | -                             | -                           | 976.69                        |
|                             | 24-Jun-04           | 13.45                       | -                             | -                           | 974.75                        |
|                             | 30-Aug-04           | 19.93                       | -                             | -                           | 968.27                        |
|                             | 05-Oct-04           | 21.73                       | -                             | -                           | 966.47                        |
|                             | 11-Oct-04           | 19.93                       | -                             | -                           | 968.27                        |
|                             | 11-Apr-05           | 18.83                       | -                             | -                           | 969.37                        |
|                             | 15-Apr-05           | 16.42                       | -                             | -                           | 971.78                        |
|                             | 26-Sep-05           | 13.98                       | -                             | -                           | 979.13                        |
|                             | 30-Sep-05           | 18.93                       | -                             | -                           | 974.18                        |
| GES-321D<br>988.44          | 15-Apr-04           | 10.50                       | -                             | -                           | 977.94                        |
|                             | 22-Apr-04           | 11.13                       | -                             | -                           | 977.31                        |
|                             | 29-Apr-04           | 10.80                       | -                             | -                           | 977.64                        |
|                             | 13-May-04           | 10.32                       | -                             | -                           | 978.12                        |
|                             | 20-May-04           | 11.31                       | -                             | -                           | 977.13                        |
|                             | 11-Jun-04           | 21.36                       | -                             | -                           | 967.08                        |
|                             | 24-Jun-04           | 20.60                       | -                             | -                           | 967.84                        |
|                             | 30-Aug-04           | 12.17                       | -                             | -                           | 976.27                        |

TABLE 4

GROUNDWATER GAUGING DATA

Former Mobil Service Station #01-ECQ

83-89 Elm Street

Pittsfield, MA

(2004 through 2005)

| Well ID/<br>MP EF<br>(feet)          | Date of<br>Sampling | Depth to<br>Water<br>(feet) | Depth to<br>Product<br>(feet) | NAPL<br>Thickness<br>(feet) | Ground-<br>water El<br>(feet) |
|--------------------------------------|---------------------|-----------------------------|-------------------------------|-----------------------------|-------------------------------|
| <b>GES-321D</b><br>(Cont.)<br>988.44 | 05-Oct-04           | 11.30                       | -                             | -                           | 977.14                        |
|                                      | 11-Oct-04           | 11.35                       | -                             | -                           | 977.09                        |
|                                      | 11-Apr-05           | 9.60                        | -                             | -                           | 978.84                        |
|                                      | 15-Apr-05           | 9.81                        | -                             | -                           | 978.63                        |
|                                      | 26-Sep-05           | 20.85                       | -                             | -                           | 967.59                        |
|                                      | 30-Sep-05           | 13.67                       | -                             | -                           | 974.77                        |
| <b>GES-322S</b><br>986.36            | 15-Apr-04           | 14.58                       | -                             | -                           | 971.78                        |
|                                      | 22-Apr-04           | 19.36                       | -                             | -                           | 967.00                        |
|                                      | 29-Apr-04           | 19.36                       | -                             | -                           | 967.00                        |
|                                      | 13-May-04           | 17.03                       | -                             | -                           | 969.33                        |
|                                      | 20-May-04           | 9.22                        | -                             | -                           | 977.14                        |
|                                      | 11-Jun-04           | 9.07                        | -                             | -                           | 977.29                        |
|                                      | 24-Jun-04           | 9.60                        | -                             | -                           | 976.76                        |
|                                      | 30-Aug-04           | 18.90                       | -                             | -                           | 967.46                        |
|                                      | 05-Oct-04           | 20.63                       | -                             | -                           | 965.73                        |
|                                      | 11-Oct-04           | 18.87                       | -                             | -                           | 967.49                        |
|                                      | 21-Feb-05           | 19.97                       | -                             | -                           | 966.39                        |
|                                      | 11-Apr-05           | 7.50                        | -                             | -                           | 978.86                        |
|                                      | 15-Apr-05           | 15.07                       | -                             | -                           | 971.29                        |
|                                      | 09-Aug-05           | 20.93                       | -                             | -                           | 965.43                        |
|                                      | 26-Sep-05           | 19.04                       | -                             | -                           | 967.32                        |
| 30-Sep-05                            | 17.61               | -                           | -                             | 968.75                      |                               |
| <b>GES-322D</b><br>986.19            | 15-Apr-04           | 8.07                        | -                             | -                           | 978.12                        |
|                                      | 22-Apr-04           | 9.09                        | -                             | -                           | 977.10                        |
|                                      | 09-Aug-05           | 10.60                       | -                             | -                           | 975.59                        |
|                                      | 26-Sep-05           | 11.22                       | -                             | -                           | 974.97                        |
|                                      | 30-Sep-05           | 11.40                       | -                             | -                           | 974.79                        |
| <b>GES-323</b><br>NA                 | 30-Aug-04           | 17.30                       | -                             | -                           | NA                            |
|                                      | 05-Oct-04           | 13.04                       | -                             | -                           | NA                            |
|                                      | 11-Apr-05           | 8.04                        | -                             | -                           | NA                            |
|                                      | 15-Apr-05           | 9.35                        | -                             | -                           | NA                            |
|                                      | 26-Sep-05           | 18.80                       | -                             | -                           | NA                            |
|                                      | 30-Sep-05           | 18.79                       | -                             | -                           | NA                            |
| <b>EXP-1</b><br>993.19               | 13-May-04           | 18.50                       | -                             | -                           | 974.69                        |
|                                      | 20-May-04           | 18.55                       | -                             | -                           | 974.64                        |
|                                      | 11-Jun-04           | 18.74                       | -                             | -                           | 974.45                        |
|                                      | 24-Jun-04           | **2.30                      | -                             | -                           | NA                            |
| <b>EXP-2</b><br>993.25               | 14-Jan-04           | **5.57                      | -                             | -                           | NA                            |
|                                      | 23-Feb-04           | Dry                         | -                             | -                           | NA                            |
|                                      | 26-Mar-04           | **18.65                     | -                             | -                           | NA                            |
|                                      | 15-Apr-04           | 11.90                       | -                             | -                           | 981.35                        |
|                                      | 22-Apr-04           | 12.00                       | -                             | -                           | 981.25                        |
|                                      | 29-Apr-04           | 12.02                       | -                             | -                           | 981.23                        |
|                                      | 11-Jun-04           | 13.28                       | -                             | -                           | 979.97                        |
|                                      | 24-Jun-04           | 18.90                       | 18.23                         | 0.67                        | 974.86                        |
|                                      | 26-Sep-05           | 18.87                       | -                             | -                           | 974.38                        |
|                                      | 30-Sep-05           | 18.85                       | -                             | -                           | 974.40                        |
| <b>EXP-3</b><br>992.75               | 14-Jan-04           | *4.70                       | -                             | -                           | NA                            |
|                                      | 20-May-04           | 14.60                       | -                             | -                           | 978.15                        |
|                                      | 11-Jun-04           | 13.28                       | -                             | -                           | 979.47                        |

TABLE 4

GROUNDWATER GAUGING DATA

Former Mobil Service Station #01-ECQ

83-89 Elm Street

Pittsfield, MA

(2004 through 2005)

| Well ID/<br>MP El<br>(feet) | Date of<br>Sampling | Depth to<br>Water<br>(feet) | Depth to<br>Product<br>(feet) | NAPL<br>Thickness<br>(feet) | Ground-<br>water El<br>(feet) |
|-----------------------------|---------------------|-----------------------------|-------------------------------|-----------------------------|-------------------------------|
| EXP-3                       | 24-Jun-04           | 18.90                       | 18.23                         | 0.67                        | 973.85                        |
| EXP-4<br>992.78             | 22-Apr-04           | 6.93                        | -                             | -                           | 985.85                        |
|                             | 29-Apr-04           | 7.03                        | -                             | -                           | 985.75                        |
|                             | 13-May-04           | 7.21                        | -                             | -                           | 985.57                        |
|                             | 20-May-04           | 3.97                        | -                             | -                           | 988.81                        |
|                             | 11-Jun-04           | 3.97                        | -                             | -                           | 988.81                        |
|                             | 21-Feb-05           | 9.30                        | -                             | -                           | 983.48                        |
| EXP-5<br>992.49             | 14-Jan-04           | *5.90                       | -                             | -                           | NA                            |
|                             | 26-Mar-04           | 15.88                       | -                             | -                           | 976.61                        |
|                             | 15-Apr-04           | 12.23                       | -                             | -                           | 980.26                        |
|                             | 22-Apr-04           | 15.83                       | -                             | -                           | 976.66                        |
|                             | 29-Apr-04           | 15.80                       | -                             | -                           | 976.69                        |
|                             | 13-May-04           | 15.61                       | -                             | -                           | 976.88                        |
|                             | 20-May-04           | 13.45                       | -                             | -                           | 979.04                        |
|                             | 11-Jun-04           | 4.25                        | -                             | -                           | 988.24                        |
|                             | 29-Jul-04           | 18.50                       | -                             | -                           | 973.99                        |
|                             | 05-Oct-04           | 13.67                       | -                             | -                           | 978.82                        |
|                             | 14-Oct-04           | 7.98                        | -                             | -                           | 984.51                        |
|                             | 21-Oct-04           | 13.83                       | -                             | -                           | 978.66                        |
|                             | 28-Oct-04           | 16.92                       | -                             | -                           | 975.57                        |
|                             | 11-Apr-05           | 8.26                        | 8.25                          | 0.01                        | 984.24                        |
|                             | 15-Apr-05           | 15.25                       | -                             | -                           | 977.24                        |
|                             | 09-May-05           | 12.90                       | -                             | -                           | 979.59                        |
| 31-May-05                   | 13.70               | -                           | -                             | 978.79                      |                               |
| 26-Sep-05                   | 19.81               | -                           | -                             | 972.68                      |                               |
| 30-Sep-05                   | 20.71               | -                           | -                             | 971.78                      |                               |
| EXP-6<br>992.41             | 15-Apr-04           | 13.18                       | -                             | -                           | 979.23                        |
|                             | 22-Apr-04           | 17.85                       | -                             | -                           | 974.56                        |
|                             | 29-Apr-04           | 17.76                       | -                             | -                           | 974.65                        |
|                             | 13-May-04           | 17.62                       | -                             | -                           | 974.79                        |
|                             | 20-May-04           | 14.33                       | -                             | -                           | 978.08                        |
|                             | 11-Jun-04           | 13.84                       | -                             | -                           | 978.57                        |
| EXP-7<br>992.41             | 13-May-04           | 19.01                       | -                             | -                           | 973.29                        |
|                             | 20-May-04           | 17.30                       | -                             | -                           | 975.00                        |
|                             | 11-Jun-04           | 16.55                       | -                             | -                           | 975.75                        |
|                             | 21-Feb-05           | 13.09                       | -                             | -                           | 979.21                        |
|                             | 09-Aug-05           | 18.75                       | -                             | -                           | 973.55                        |
| EXP-8<br>992.39             | 15-Apr-04           | 13.36                       | -                             | -                           | 979.03                        |
|                             | 22-Apr-04           | 18.66                       | -                             | -                           | 973.73                        |
|                             | 29-Apr-04           | 18.67                       | -                             | -                           | 973.72                        |
|                             | 13-May-04           | 18.75                       | -                             | -                           | 973.64                        |
|                             | 20-May-04           | 14.87                       | -                             | -                           | 977.52                        |
|                             | 11-Jun-04           | 14.60                       | 14.54                         | 0.06                        | 977.84                        |
|                             | 10-Jan-05           | 18.70                       | -                             | -                           | 973.69                        |
|                             | 31-Jan-05           | 15.76                       | -                             | -                           | 976.63                        |
|                             | 14-Feb-05           | 14.86                       | -                             | -                           | 977.53                        |
|                             | 28-Feb-05           | 13.28                       | -                             | -                           | 979.11                        |
|                             | 11-Apr-05           | 11.98                       | -                             | -                           | 980.41                        |
|                             | 25-Apr-05           | 12.05                       | -                             | -                           | 980.34                        |
|                             | 25-Apr-05           | 12.05                       | -                             | -                           | 980.34                        |



TABLE 4

GROUNDWATER GAUGING DATA

Former Mobil Service Station #01-ECQ

83-89 Elm Street

Pittsfield, MA

(2004 through 2005)

| Well ID/<br>MP El<br>(feet)    | Date of<br>Sampling | Depth to<br>Water<br>(feet) | Depth to<br>Product<br>(feet) | NAPL<br>Thickness<br>(feet) | Ground-<br>water El<br>(feet) |
|--------------------------------|---------------------|-----------------------------|-------------------------------|-----------------------------|-------------------------------|
| EXP-8<br>(Cont.)<br>992.39     | 06-Jun-05           | 12.53                       | -                             | -                           | 979.86                        |
|                                | 13-Jun-05           | 12.76                       | -                             | -                           | 979.63                        |
|                                | 27-Jun-05           | 14.85                       | -                             | -                           | 977.54                        |
|                                | 25-Jul-05           | 16.30                       | -                             | -                           | 976.09                        |
|                                | 08-Aug-05           | 16.40                       | -                             | -                           | 975.99                        |
|                                | 26-Sep-05           | 17.50                       | -                             | -                           | 974.89                        |
| EXP-9<br>993.20                | 23-Feb-04           | Dry                         | -                             | -                           | NA                            |
|                                | 26-Mar-04           | 10.41                       | -                             | -                           | 982.79                        |
|                                | 15-Apr-04           | 7.25                        | -                             | -                           | 985.95                        |
|                                | 22-Apr-04           | 8.79                        | -                             | -                           | 984.41                        |
|                                | 29-Apr-04           | 8.82                        | -                             | -                           | 984.38                        |
|                                | 13-May-04           | 8.85                        | -                             | -                           | 984.35                        |
|                                | 20-May-04           | 6.65                        | -                             | -                           | 986.55                        |
|                                | 11-Jun-04           | 7.04                        | -                             | -                           | 986.16                        |
| EXP-10<br>989.83<br><br>989.62 | 07-Jan-04           | 19.70                       | 19.45                         | 0.25                        | 970.32                        |
|                                | 14-Jan-04           | 19.60                       | 19.56                         | 0.04                        | 970.26                        |
|                                | 20-Feb-04           | 21.11                       | -                             | -                           | 968.72                        |
|                                | 03-Mar-04           | 19.60                       | 19.20                         | 0.40                        | 970.53                        |
|                                | 12-Mar-04           | 20.41                       | 19.11                         | 1.30                        | 970.20                        |
|                                | 26-Mar-04           | 19.71                       | 19.50                         | 0.21                        | 970.07                        |
|                                | 31-Mar-04           | 16.50                       | 16.28                         | 0.22                        | 973.29                        |
|                                | 07-Apr-04           | 16.36                       | 16.19                         | 0.17                        | 973.39                        |
|                                | 15-Apr-04           | 16.00                       | -                             | -                           | 973.62                        |
|                                | 22-Apr-04           | 18.35                       | -                             | -                           | 971.27                        |
|                                | 29-Apr-04           | 18.37                       | -                             | -                           | 971.25                        |
|                                | 13-May-04           | 18.17                       | -                             | -                           | 971.45                        |
|                                | 20-May-04           | 19.15                       | -                             | -                           | 970.47                        |
|                                | 11-Jun-04           | 19.50                       | 19.43                         | 0.07                        | 970.17                        |
|                                | 29-Jul-04           | 19.27                       | 19.25                         | 0.02                        | 970.37                        |
|                                | 09-Aug-04           | 19.20                       | 18.82                         | 0.38                        | 970.71                        |
|                                | 19-Aug-04           | 18.93                       | 18.62                         | 0.31                        | 970.93                        |
|                                | 26-Aug-04           | 19.65                       | -                             | -                           | 969.97                        |
|                                | 07-Sep-04           | 20.66                       | 19.94                         | 0.72                        | 968.96                        |
|                                | 16-Sep-04           | 19.97                       | 19.70                         | 0.27                        | 969.65                        |
| 23-Sep-04                      | 17.92               | 17.84                       | 0.08                          | 971.70                      |                               |
| 30-Sep-04                      | 16.08               | -                           | -                             | 973.54                      |                               |
| 14-Oct-04                      | 19.27               | 19.16                       | 0.11                          | 970.35                      |                               |
| 21-Oct-04                      | 17.90               | -                           | -                             | 971.72                      |                               |
| 28-Oct-04                      | 19.99               | 19.82                       | 0.17                          | 969.63                      |                               |
| 10-Jan-05                      | 18.23               | 18.20                       | 0.03                          | 971.39                      |                               |
| 11-Apr-05                      | 14.94               | -                           | -                             | 974.68                      |                               |
| 25-Apr-05                      | 16.54               | 16.55                       | 0.01                          | 973.08                      |                               |
| 25-Jul-05                      | 18.03               | 18.02                       | 0.01                          | 971.59                      |                               |
| EXP-10R<br>990.11              | 14-Jan-04           | 20.55                       | 20.10                         | 0.45                        | 970.00                        |
|                                | 23-Feb-04           | 20.35                       | -                             | -                           | 969.76                        |
|                                | 26-Mar-04           | **5.60                      | -                             | -                           | NA                            |
|                                | 07-Apr-04           | 13.00                       | 12.78                         | 0.22                        | 977.11                        |
|                                | 15-Apr-04           | 12.37                       | -                             | -                           | 977.74                        |
|                                | 22-Apr-04           | 16.15                       | -                             | -                           | 973.96                        |
|                                | 29-Apr-04           | 16.18                       | -                             | -                           | 973.93                        |
| 13-May-04                      | 16.15               | -                           | -                             | 973.96                      |                               |

**TABLE 4**  
**GROUNDWATER GAUGING DATA**

Former Mobil Service Station #01-ECQ  
83-89 Elm Street  
Pittsfield, MA

(2004 through 2005)

| Well ID/<br>MP EI<br>(feet)                | Date of<br>Sampling | Depth to<br>Water<br>(feet) | Depth to<br>Product<br>(feet) | NAPL<br>Thickness<br>(feet) | Ground-<br>water EI<br>(feet) |
|--|---------------------|-----------------------------|-------------------------------|-----------------------------|-------------------------------|
| <b>EXP-10R</b><br><i>(Cont.)</i><br>990.11 | 20-May-04           | 15.40                       | 13.80                         | 1.60                        | 975.93                        |
|  | 11-Jun-04           | 16.10                       | 13.03                         | 3.07                        | 976.34                        |
|  | 29-Jul-04           | 19.50                       | 18.90                         | 0.60                        | 971.07                        |
|  | 09-Aug-04           | 17.44                       | 17.43                         | 0.01                        | 972.68                        |
|  | 19-Aug-04           | 16.60                       | 13.62                         | 2.98                        | 975.77                        |
|  | 26-Aug-04           | 16.30                       | 14.90                         | 1.40                        | 974.87                        |
|  | 30-Aug-04           | *21.19                      | 19.54                         | 1.65                        | NA                            |
|  | 07-Sep-04           | 16.89                       | 14.62                         | 1.65                        | 974.47                        |
|  | 16-Sep-04           | 17.79                       | 15.12                         | 2.67                        | 974.35                        |
|  | 23-Sep-04           | 13.90                       | 9.78                          | 4.12                        | 979.34                        |
|  | 30-Sep-04           | 15.55                       | -                             | -                           | 974.56                        |
|  | 05-Oct-04           | 17.20                       | 16.71                         | 0.49                        | 973.28                        |
|  | 14-Oct-04           | 15.26                       | -                             | -                           | 974.85                        |
|  | 21-Oct-04           | 12.05                       | 11.53                         | 0.52                        | 978.46                        |
|  | 28-Oct-04           | 15.90                       | 15.68                         | 0.22                        | 974.38                        |
|  | 27-Dec-04           | 17.88                       | 16.72                         | 1.16                        | 973.11                        |
|  | 21-Feb-05           | 17.86                       | 17.85                         | 0.01                        | 972.26                        |
|  | 11-Apr-05           | 13.13                       | 11.52                         | 1.61                        | 978.20                        |
|  | 15-Apr-05           | 16.70                       | 15.95                         | 0.75                        | 973.98                        |
|  | 09-May-05           | 14.40                       | 13.90                         | 0.75                        | 976.28                        |
| 31-May-05                                  | 14.55               | 13.65                       | 0.90                          | 976.24                      |                               |
| 26-Sep-05                                  | 19.40               | 19.22                       | 0.18                          | 970.85                      |                               |
| 30-Sep-05                                  | 19.03               | 18.99                       | 0.04                          | 971.11                      |                               |
| <b>EXP-11</b><br>990.11<br><br>989.87      | 07-Jan-04           | Dry                         | -                             | -                           | NA                            |
|  | 14-Jan-04           | 11.50                       | -                             | -                           | 978.61                        |
|  | 23-Feb-04           | Dry                         | -                             | -                           | NA                            |
|  | 03-Mar-04           | Dry                         | -                             | -                           | NA                            |
|  | 12-Mar-04           | Dry                         | -                             | -                           | NA                            |
|  | 31-Mar-04           | Dry                         | -                             | -                           | NA                            |
|  | 07-Apr-04           | Dry                         | -                             | -                           | NA                            |
|  | 15-Apr-04           | 13.05                       | -                             | -                           | 976.82                        |
|  | 22-Apr-04           | 11.98                       | -                             | -                           | 977.89                        |
|  | 29-Apr-04           | 12.01                       | -                             | -                           | 977.86                        |
|  | 13-May-04           | 11.93                       | -                             | -                           | 977.94                        |
|  | 20-May-04           | 12.05                       | -                             | -                           | 977.82                        |
|  | 11-Jun-04           | 12.03                       | -                             | -                           | 977.84                        |
|  | 29-Jul-04           | Dry                         | -                             | -                           | NA                            |
|  | 09-Aug-04           | Dry                         | -                             | -                           | NA                            |
|  | 19-Aug-04           | 12.02                       | -                             | -                           | 977.85                        |
|  | 26-Aug-04           | Dry                         | -                             | -                           | NA                            |
|  | 30-Aug-04           | 12.03                       | -                             | -                           | 977.84                        |
|  | 07-Sep-04           | 12.43                       | -                             | -                           | 977.44                        |
|  | 16-Sep-04           | 12.03                       | -                             | -                           | 977.84                        |
| 23-Sep-04                                  | 12.04               | 12.03                       | 0.01                          | 968.69                      |                               |
| 30-Sep-04                                  | 12.02               | -                           | -                             | 977.85                      |                               |
| 05-Oct-04                                  | Dry                 | -                           | -                             | <977.86                     |                               |
| 14-Oct-04                                  | Dry                 | -                           | -                             | <977.86                     |                               |
| 21-Oct-04                                  | 11.80               | -                           | -                             | 978.07                      |                               |
| 28-Oct-04                                  | Dry                 | -                           | -                             | NA                          |                               |
| 11-Apr-05                                  | Dry                 | -                           | -                             | NA                          |                               |
| 15-Apr-05                                  | 11.91               | -                           | -                             | 977.96                      |                               |
| 26-Sep-05                                  | 16.28               | -                           | -                             | 973.83                      |                               |

**TABLE 4**  
**GROUNDWATER GAUGING DATA**

Former Mobil Service Station #01-ECQ  
83-89 Elm Street  
Pittsfield, MA

(2004 through 2005)

| Well ID/<br>MP El<br>(feet) | Date of<br>Sampling | Depth to<br>Water<br>(feet) | Depth to<br>Product<br>(feet) | NAPL<br>Thickness<br>(feet) | Ground-<br>water El<br>(feet) |
|-----------------------------|---------------------|-----------------------------|-------------------------------|-----------------------------|-------------------------------|
| EXP-11                      | 30-Sep-05           | Dry                         | -                             | -                           | NA                            |
| EXP-11R                     | 07-Jan-04           | 20.45                       | -                             | -                           | 969.94                        |
| 990.39                      | 14-Jan-04           | 20.44                       | -                             | -                           | 969.95                        |
|                             | 23-Feb-04           | 20.65                       | -                             | -                           | 969.74                        |
| 990.26                      | 03-Mar-04           | 18.99                       | -                             | -                           | 971.27                        |
|                             | 12-Mar-04           | 15.20                       | -                             | -                           | 975.06                        |
|                             | 26-Mar-04           | 16.85                       | -                             | -                           | 973.41                        |
|                             | 31-Mar-04           | 11.60                       | -                             | -                           | 978.66                        |
|                             | 07-Apr-04           | 13.25                       | -                             | -                           | 977.01                        |
|                             | 15-Apr-04           | 11.95                       | -                             | -                           | 978.31                        |
|                             | 22-Apr-04           | 15.40                       | -                             | -                           | 974.86                        |
|                             | 29-Apr-04           | 15.38                       | -                             | -                           | 974.88                        |
|                             | 13-May-04           | 15.18                       | -                             | -                           | 975.08                        |
|                             | 20-May-04           | 14.70                       | -                             | -                           | 975.56                        |
|                             | 11-Jun-04           | 14.34                       | -                             | -                           | 975.92                        |
|                             | 29-Jul-04           | 18.75                       | -                             | -                           | 971.51                        |
|                             | 09-Aug-04           | 18.86                       | -                             | -                           | 971.40                        |
|                             | 19-Aug-04           | 14.23                       | -                             | -                           | 976.03                        |
|                             | 26-Aug-04           | 15.95                       | -                             | -                           | 974.31                        |
|                             | 07-Sep-04           | 14.78                       | -                             | -                           | 975.48                        |
|                             | 09-Sep-04           | 13.92                       | -                             | -                           | 976.34                        |
|                             | 16-Sep-04           | 17.44                       | -                             | -                           | 972.82                        |
|                             | 23-Sep-04           | 11.98                       | -                             | -                           | 978.28                        |
|                             | 30-Sep-04           | 17.22                       | -                             | -                           | 973.04                        |
|                             | 14-Oct-04           | 14.12                       | -                             | -                           | 976.14                        |
|                             | 21-Oct-04           | 12.64                       | -                             | -                           | 977.62                        |
|                             | 28-Oct-04           | 16.72                       | -                             | -                           | 973.54                        |
|                             | 09-Aug-05           | 13.72                       | -                             | -                           | 976.54                        |
| EXP-12                      | 07-Jan-04           | 21.18                       | -                             | -                           | 968.96                        |
| 990.14                      | 28-Jan-04           | 20.92                       | -                             | -                           | 969.22                        |
|                             | 13-Feb-04           | 21.30                       | -                             | -                           | 968.84                        |
|                             | 23-Feb-04           | 21.25                       | -                             | -                           | 968.89                        |
|                             | 03-Mar-04           | 20.78                       | -                             | -                           | 969.36                        |
|                             | 12-Mar-04           | 15.60                       | -                             | -                           | 972.80                        |
|                             | 26-Mar-04           | 17.34                       | -                             | -                           | 972.80                        |
|                             | 31-Mar-04           | 11.70                       | -                             | -                           | 978.44                        |
|                             | 07-Apr-04           | 12.65                       | -                             | -                           | 977.49                        |
|                             | 15-Apr-04           | 13.10                       | -                             | -                           | 977.04                        |
|                             | 22-Apr-04           | 15.56                       | -                             | -                           | 974.58                        |
|                             | 29-Apr-04           | 15.57                       | -                             | -                           | 974.57                        |
|                             | 13-May-04           | 15.29                       | -                             | -                           | 974.85                        |
|                             | 20-May-04           | 14.97                       | -                             | -                           | 975.17                        |
|                             | 11-Jun-04           | 14.13                       | -                             | -                           | 976.01                        |
| EXP-13                      | 07-Jan-04           | 21.90                       | 21.52                         | 0.38                        | 968.88                        |
| 990.49                      | 23-Feb-04           | 21.30                       | 21.28                         | 0.02                        | 969.21                        |
|                             | 03-Mar-04           | 22.15                       | 21.10                         | 1.05                        | 969.14                        |
|                             | 12-Mar-04           | 22.00                       | 21.00                         | 1.00                        | 969.25                        |
| 990.37                      | 26-Mar-04           | 21.62                       | 21.35                         | 0.27                        | 968.96                        |
|                             | 31-Mar-04           | 18.00                       | 17.39                         | 0.61                        | 972.83                        |
|                             | 07-Apr-04           | 18.08                       | 17.50                         | 0.58                        | 972.73                        |
|                             | 15-Apr-04           | 17.22                       | -                             | -                           | 973.15                        |

**TABLE 4**  
**GROUNDWATER GAUGING DATA**

Former Mobil Service Station #01-ECQ  
83-89 Elm Street  
Pittsfield, MA

(2004 through 2005)

| Well ID/<br>MPEI<br>(feet)                | Date of<br>Sampling | Depth to<br>Water<br>(feet) | Depth to<br>Product<br>(feet) | NAPL<br>Thickness<br>(feet) | Ground-<br>water El<br>(feet) |
|---|---------------------|-----------------------------|-------------------------------|-----------------------------|-------------------------------|
| <b>EXP-13</b><br><i>(Cont.)</i><br>990.37 | 22-Apr-04           | 20.89                       | -                             | -                           | 969.48                        |
|   | 29-Apr-04           | 20.90                       | -                             | -                           | 969.47                        |
|   | 13-May-04           | 20.96                       | -                             | -                           | 969.41                        |
|   | 20-May-04           | 21.07                       | 21.05                         | 0.02                        | 969.32                        |
|   | 11-Jun-04           | 21.85                       | 21.15                         | 0.70                        | 969.05                        |
|   | 29-Jul-04           | 21.41                       | -                             | -                           | 968.96                        |
|   | 09-Aug-04           | 20.83                       | -                             | -                           | 969.54                        |
|   | 19-Aug-04           | 21.00                       | 19.91                         | 1.09                        | 970.20                        |
|   | 26-Aug-04           | 21.15                       | 21.05                         | 0.10                        | 969.30                        |
|   | 07-Sep-04           | 21.92                       | 20.06                         | 1.86                        | 969.86                        |
|   | 09-Sep-04           | 20.82                       | 19.72                         | 1.10                        | 970.39                        |
|   | 16-Sep-04           | 22.51                       | 21.17                         | 1.34                        | 968.88                        |
|   | 23-Sep-04           | 19.86                       | 19.44                         | 0.42                        | 970.83                        |
|   | 30-Sep-04           | 17.72                       | -                             | -                           | 972.65                        |
|   | 14-Oct-04           | 21.28                       | -                             | -                           | 969.09                        |
|   | 21-Oct-04           | 19.42                       | -                             | -                           | 970.95                        |
|   | 28-Oct-04           | 22.96                       | 22.05                         | 0.91                        | 968.10                        |
|   | 10-Jan-05           | 19.95                       | 19.03                         | 0.92                        | 971.12                        |
|   | 11-Apr-05           | 18.61                       | 17.46                         | 1.15                        | 972.63                        |
|   | 25-Apr-05           | 17.80                       | 17.29                         | 0.51                        | 972.96                        |
|   | 09-May-05           | 20.05                       | 19.55                         | 0.50                        | 970.70                        |
|   | 31-May-05           | 19.80                       | 19.17                         | 0.63                        | 971.05                        |
| 06-Jun-05                                 | 19.49               | 19.26                       | 0.23                          | 971.05                      |                               |
| 13-Jun-05                                 | 20.94               | 20.47                       | 0.47                          | 969.79                      |                               |
| 27-Jun-05                                 | 19.90               | 19.34                       | 0.56                          | 970.90                      |                               |
| 25-Jul-05                                 | 19.84               | 19.44                       | 0.40                          | 970.83                      |                               |
| 08-Aug-05                                 | 19.90               | -                           | -                             | 970.47                      |                               |
| 26-Sep-05                                 | 20.60               | 20.20                       | 0.40                          | 970.07                      |                               |
| <b>EXP-13R</b>                            | 07-Jan-04           | 20.12                       | -                             | -                           | 970.43                        |
| 990.55                                    | 23-Feb-04           | 21.80                       | 21.65                         | 0.15                        | 968.73                        |
| 990.42                                    | 03-Mar-04           | 19.36                       | -                             | -                           | 971.06                        |
|   | 12-Mar-04           | 14.40                       | -                             | -                           | 976.02                        |
|   | 26-Mar-04           | 16.90                       | -                             | -                           | 973.52                        |
|   | 31-Mar-04           | 7.40                        | -                             | -                           | 983.02                        |
|   | 07-Apr-04           | 8.39                        | -                             | -                           | 982.03                        |
|   | 15-Apr-04           | 9.23                        | -                             | -                           | 981.19                        |
|   | 22-Apr-04           | 14.53                       | -                             | -                           | 975.89                        |
|   | 29-Apr-04           | 14.50                       | -                             | -                           | 975.92                        |
|   | 13-May-04           | 14.42                       | -                             | -                           | 976.00                        |
|   | 20-May-04           | 12.26                       | -                             | -                           | 978.16                        |
|   | 11-Jun-04           | 9.94                        | -                             | -                           | 980.48                        |
|   | 29-Jul-04           | 18.05                       | -                             | -                           | 972.37                        |
|   | 09-Aug-04           | 15.17                       | -                             | -                           | 975.25                        |
|   | 19-Aug-04           | 8.62                        | -                             | -                           | 981.80                        |
|   | 26-Aug-04           | 9.70                        | -                             | -                           | 980.72                        |
|   | 07-Sep-04           | 8.51                        | -                             | -                           | 981.91                        |
|   | 09-Sep-04           | 12.73                       | -                             | -                           | 977.69                        |
|   | 16-Sep-04           | 11.36                       | -                             | -                           | 979.06                        |
|   | 23-Sep-04           | 7.84                        | -                             | -                           | 982.58                        |
|   | 30-Sep-04           | 12.06                       | -                             | -                           | 978.36                        |
| 14-Oct-04                                 | 12.09               | -                           | -                             | 978.33                      |                               |
| 21-Oct-04                                 | 11.70               | -                           | -                             | 978.72                      |                               |

TABLE 4

GROUNDWATER GAUGING DATA

Former Mobil Service Station #01-ECQ

83-89 Elm Street

Pittsfield, MA

(2004 through 2005)

| Well ID<br>MP E)<br>(feet) | Date of<br>Sampling | Depth to<br>Water<br>(feet) | Depth to<br>Product<br>(feet) | NAPL<br>Thickness<br>(feet) | Ground-<br>water El<br>(feet) |
|----------------------------|---------------------|-----------------------------|-------------------------------|-----------------------------|-------------------------------|
| EXP-13R                    | 28-Oct-04           | 15.22                       | -                             | -                           | 975.20                        |
| EXP-14<br>992.59           | 14-Jan-04           | 21.95                       | 21.90                         | 0.05                        | 970.68                        |
|                            | 23-Feb-04           | 15.51                       | -                             | -                           | 977.08                        |
|                            | 26-Mar-04           | 20.83                       | -                             | -                           | 971.76                        |
|                            | 15-Apr-04           | 15.57                       | -                             | -                           | 977.02                        |
|                            | 22-Apr-04           | 16.38                       | -                             | -                           | 976.21                        |
|                            | 29-Apr-04           | 16.37                       | -                             | -                           | 976.22                        |
|                            | 13-May-04           | 16.06                       | -                             | -                           | 976.53                        |
|                            | 20-May-04           | 13.10                       | -                             | -                           | 979.49                        |
|                            | 11-Jun-04           | 11.82                       | -                             | -                           | 980.77                        |
|                            | 24-Jun-04           | 21.10                       | -                             | -                           | 971.49                        |
|                            | 29-Jul-04           | 19.15                       | -                             | -                           | 973.44                        |
|                            | 09-Aug-04           | 18.65                       | -                             | -                           | 973.94                        |
|                            | 19-Aug-04           | 10.82                       | -                             | -                           | 981.77                        |
|                            | 26-Aug-04           | 12.70                       | -                             | -                           | 979.89                        |
|                            | 07-Sep-04           | 11.19                       | -                             | -                           | 981.40                        |
|                            | 09-Sep-04           | 14.72                       | -                             | -                           | 977.87                        |
|                            | 16-Sep-04           | 14.82                       | -                             | -                           | 977.77                        |
| 23-Sep-04                  | 3.11                | -                           | -                             | 989.48                      |                               |
| 30-Sep-04                  | 11.53               | -                           | -                             | 981.06                      |                               |
| 14-Oct-04                  | 11.57               | -                           | -                             | 981.02                      |                               |
| 28-Oct-04                  | 17.71               | -                           | -                             | 974.88                      |                               |
| EXP-15<br>991.37           | 26-Mar-04           | 20.93                       | -                             | -                           | 970.44                        |
|                            | 15-Apr-04           | 16.85                       | -                             | -                           | 974.52                        |
|                            | 22-Apr-04           | 20.52                       | -                             | -                           | 970.85                        |
|                            | 29-Apr-04           | 20.51                       | -                             | -                           | 970.86                        |
|                            | 13-May-04           | 20.46                       | -                             | -                           | 970.91                        |
|                            | 20-May-04           | 16.10                       | -                             | -                           | 975.27                        |
|                            | 11-Jun-04           | 22.52                       | -                             | -                           | 968.85                        |
|                            | 24-Jun-04           | 24.10                       | -                             | -                           | 967.27                        |
|                            | 29-Jul-04           | 22.65                       | -                             | -                           | 968.72                        |
|                            | 09-Aug-04           | 24.30                       | -                             | -                           | 967.07                        |
|                            | 19-Aug-04           | 19.21                       | -                             | -                           | 972.16                        |
|                            | 26-Aug-04           | 20.80                       | -                             | -                           | 970.57                        |
|                            | 07-Sep-04           | 20.19                       | -                             | -                           | 971.18                        |
|                            | 09-Sep-04           | 18.72                       | -                             | -                           | 972.65                        |
|                            | 16-Sep-04           | 22.10                       | -                             | -                           | 969.27                        |
| 30-Sep-04                  | 21.09               | 20.33                       | 0.76                          | 970.86                      |                               |
| 14-Oct-04                  | 19.04               | -                           | -                             | 972.33                      |                               |
| 21-Oct-04                  | 17.21               | -                           | -                             | 974.16                      |                               |
| 28-Oct-04                  | 24.68               | -                           | -                             | 966.69                      |                               |
| EXP-16<br>990.53           | 13-Feb-04           | 23.45                       | -                             | -                           | 967.08                        |
|                            | 26-Mar-04           | 20.31                       | -                             | -                           | 970.22                        |
|                            | 15-Apr-04           | 12.90                       | -                             | -                           | 977.63                        |
|                            | 22-Apr-04           | 16.20                       | -                             | -                           | 974.33                        |
|                            | 29-Apr-04           | 16.16                       | -                             | -                           | 974.37                        |
|                            | 13-May-04           | 16.10                       | -                             | -                           | 974.43                        |
|                            | 20-May-04           | 15.15                       | -                             | -                           | 975.38                        |
|                            | 11-Jun-04           | 14.45                       | -                             | -                           | 976.08                        |
| 24-Jun-04                  | 24.15               | -                           | -                             | 966.38                      |                               |



TABLE 4

GROUNDWATER GAUGING DATA

Former Mobil Service Station #01-ECQ

83-89 Elm Street

Pittsfield, MA

(2004 through 2005)

| Well ID<br>MP El<br>(feet) | Date of<br>Sampling | Depth to<br>Water<br>(feet) | Depth to<br>Product<br>(feet) | NAPL<br>Thickness<br>(feet) | Ground-<br>water El<br>(feet) |
|----------------------------|---------------------|-----------------------------|-------------------------------|-----------------------------|-------------------------------|
| EXP-17<br>990.39           | 02-Jan-04           | 17.32                       | -                             | -                           | 973.07                        |
|                            | 05-Jan-04           | 29.50                       | -                             | -                           | 960.89                        |
|                            | 07-Jan-04           | 22.20                       | -                             | -                           | 968.19                        |
|                            | 14-Jan-04           | 21.06                       | -                             | -                           | 969.33                        |
|                            | 19-Jan-04           | 18.34                       | -                             | -                           | 972.05                        |
|                            | 23-Jan-04           | 19.60                       | -                             | -                           | 970.79                        |
|                            | 26-Jan-04           | 20.63                       | -                             | -                           | 969.76                        |
|                            | 28-Jan-04           | 26.72                       | -                             | -                           | 963.67                        |
|                            | 02-Feb-04           | 20.82                       | -                             | -                           | 969.57                        |
|                            | 06-Feb-04           | 20.58                       | -                             | -                           | 969.81                        |
|                            | 09-Feb-04           | 31.04                       | -                             | -                           | 959.35                        |
|                            | 13-Feb-04           | 31.30                       | -                             | -                           | 959.09                        |
|                            | 16-Feb-04           | 31.19                       | -                             | -                           | 959.20                        |
|                            | 18-Feb-04           | 31.10                       | -                             | -                           | 959.29                        |
|                            | 20-Feb-04           | 32.32                       | -                             | -                           | 958.07                        |
|                            | 23-Feb-04           | 21.11                       | -                             | -                           | 969.28                        |
|                            | 01-Mar-04           | 29.80                       | -                             | -                           | 960.59                        |
|                            | 03-Mar-04           | 21.07                       | -                             | -                           | 969.32                        |
|                            | 05-Mar-04           | 29.08                       | -                             | -                           | 961.31                        |
|                            | 10-Mar-04           | 31.00                       | -                             | -                           | 959.39                        |
|                            | 12-Mar-04           | 20.80                       | -                             | -                           | 969.59                        |
|                            | 15-Mar-04           | 20.45                       | -                             | -                           | 969.94                        |
|                            | 19-Mar-04           | 31.05                       | -                             | -                           | 959.34                        |
|                            | 22-Mar-04           | 20.88                       | -                             | -                           | 969.51                        |
|                            | 24-Mar-06           | **8.30                      | -                             | -                           | NA                            |
|                            | 29-Mar-04           | 24.60                       | -                             | -                           | 965.79                        |
|                            | 31-Mar-04           | 12.80                       | -                             | -                           | 977.59                        |
|                            | 02-Apr-04           | 14.73                       | -                             | -                           | 975.66                        |
|                            | 05-Apr-04           | 16.64                       | -                             | -                           | 973.75                        |
|                            | 07-Apr-04           | 17.18                       | -                             | -                           | 973.21                        |
|                            | 09-Apr-04           | 17.55                       | -                             | -                           | 972.84                        |
|                            | 12-Apr-04           | 18.31                       | -                             | -                           | 972.08                        |
|                            | 15-Apr-04           | 16.83                       | -                             | -                           | 973.56                        |
|                            | 19-Apr-04           | 26.00                       | -                             | -                           | 964.39                        |
|                            | 22-Apr-04           | 20.50                       | -                             | -                           | 969.89                        |
|                            | 26-Apr-04           | 19.64                       | -                             | -                           | 970.75                        |
|                            | 29-Apr-04           | 25.10                       | -                             | -                           | 965.29                        |
|                            | 03-May-04           | 20.38                       | -                             | -                           | 970.01                        |
|                            | 10-May-04           | 17.60                       | -                             | -                           | 972.79                        |
|                            | 13-May-04           | 17.31                       | -                             | -                           | 973.08                        |
|                            | 17-May-04           | *10.05                      | -                             | -                           | NA                            |
|                            | 20-May-04           | 25.31                       | -                             | -                           | 965.08                        |
|                            | 24-May-04           | **12.25                     | -                             | -                           | NA                            |
|                            | 02-Jun-04           | 17.28                       | -                             | -                           | 973.11                        |
|                            | 07-Jun-04           | 19.75                       | -                             | -                           | 970.64                        |
|                            | 11-Jun-04           | 29.24                       | -                             | -                           | 961.15                        |
|                            | 14-Jun-04           | 29.06                       | -                             | -                           | 961.33                        |
| 21-Jun-04                  | 20.97               | -                           | -                             | 969.42                      |                               |
| 24-Jun-04                  | 25.30               | -                           | -                             | 965.09                      |                               |
| 22-Jul-04                  | 20.50               | -                           | -                             | 970.10                      |                               |
| #                          | 26-Jul-04           | 20.10                       | -                             | -                           | 970.50                        |
|                            | 02-Aug-04           | 19.51                       | -                             | -                           | 971.09                        |

TABLE 4

GROUNDWATER GAUGING DATA

Former Mobil Service Station #01-ECQ  
 83-89 Elm Street  
 Pittsfield, MA

(2004 through 2005)

| Well ID/<br>MP EI<br>(feet)    | Date of<br>Sampling | Depth to<br>Water<br>(feet) | Depth to<br>Product<br>(feet) | NAPL<br>Thickness<br>(feet) | Ground-<br>water EI<br>(feet) |
|--------------------------------|---------------------|-----------------------------|-------------------------------|-----------------------------|-------------------------------|
| EXP-17<br>(Cont.)<br>990.60    | 05-Aug-04           | 29.20                       | -                             | -                           | 961.40                        |
|                                | 23-Aug-04           | 16.62                       | -                             | -                           | 973.98                        |
|                                | 30-Aug-04           | 20.95                       | -                             | -                           | 969.65                        |
|                                | 13-Sep-04           | 18.89                       | -                             | -                           | 971.71                        |
|                                | 27-Sep-04           | 13.95                       | -                             | -                           | 976.65                        |
|                                | 05-Oct-04           | 20.84                       | -                             | -                           | 969.76                        |
|                                | 21-Oct-04           | 23.37                       | -                             | -                           | 967.23                        |
|                                | 15-Nov-04           | 21.06                       | -                             | -                           | 969.54                        |
|                                | 12-Jan-05           | 25.10                       | -                             | -                           | 965.50                        |
|                                | 08-Feb-05           | 14.65                       | -                             | -                           | 975.95                        |
|                                | 02-Mar-05           | 14.83                       | -                             | -                           | 975.77                        |
|                                | 11-Apr-05           | 25.93                       | -                             | -                           | 964.67                        |
|                                | 14-Apr-05           | 17.23                       | -                             | -                           | 973.37                        |
|                                | 27-Jun-05           | 16.50                       | -                             | -                           | 974.10                        |
|                                | 09-Aug-05           | 16.90                       | -                             | -                           | 973.70                        |
|                                | 26-Sep-05           | 20.75                       | -                             | -                           | 969.85                        |
| 30-Sep-05                      | 20.11               | -                           | -                             | 970.49                      |                               |
| EXP-18<br>989.63<br><br>988.87 | 02-Jan-04           | 18.38                       | 18.35                         | 0.03                        | 971.27                        |
|                                | 05-Jan-04           | 20.55                       | -                             | -                           | 969.08                        |
|                                | 07-Jan-04           | 22.50                       | -                             | -                           | 967.13                        |
|                                | 14-Jan-04           | 22.03                       | -                             | -                           | 967.60                        |
|                                | 19-Jan-04           | 18.99                       | -                             | -                           | 970.64                        |
|                                | 23-Jan-04           | 20.50                       | 20.44                         | 0.06                        | 969.18                        |
|                                | 26-Jan-04           | 21.64                       | -                             | -                           | 967.99                        |
|                                | 28-Jan-04           | 21.03                       | -                             | -                           | 968.60                        |
|                                | 02-Feb-04           | 21.80                       | -                             | -                           | 967.83                        |
|                                | 06-Feb-04           | 21.60                       | -                             | -                           | 968.03                        |
|                                | 09-Feb-04           | 23.07                       | -                             | -                           | 966.56                        |
|                                | 13-Feb-04           | 21.58                       | -                             | -                           | 968.05                        |
|                                | 16-Feb-04           | 22.81                       | -                             | -                           | 966.82                        |
|                                | 18-Feb-04           | *24.00                      | -                             | -                           | NA                            |
|                                | 20-Feb-04           | 23.55                       | -                             | -                           | 965.32                        |
|                                | 23-Feb-04           | 22.05                       | -                             | -                           | 966.82                        |
|                                | 01-Mar-04           | 23.29                       | -                             | -                           | 965.58                        |
|                                | 03-Mar-04           | **21.10                     | -                             | -                           | NA                            |
|                                | 05-Mar-04           | 22.79                       | -                             | -                           | 966.08                        |
|                                | 10-Mar-04           | 23.60                       | -                             | -                           | 965.27                        |
|                                | 12-Mar-04           | 22.69                       | -                             | -                           | 966.18                        |
|                                | 15-Mar-04           | 21.75                       | -                             | -                           | 967.12                        |
|                                | 19-Mar-04           | 23.02                       | -                             | -                           | 965.85                        |
|                                | 22-Mar-04           | 21.79                       | -                             | -                           | 967.08                        |
|                                | 24-Mar-04           | 21.70                       | -                             | -                           | 967.17                        |
|                                | 29-Mar-04           | 21.00                       | -                             | -                           | 967.87                        |
|                                | 31-Mar-04           | 20.41                       | -                             | -                           | 968.46                        |
|                                | 02-Apr-04           | 13.87                       | -                             | -                           | 975.00                        |
|                                | 05-Apr-04           | **10.70                     | -                             | -                           | NA                            |
|                                | 07-Apr-04           | 18.81                       | -                             | -                           | 970.06                        |
|                                | 09-Apr-04           | 18.95                       | -                             | -                           | 969.92                        |
|                                | 12-Apr-04           | **15.75                     | -                             | -                           | NA                            |
|                                | 15-Apr-04           | 17.92                       | -                             | -                           | 970.95                        |
| 19-Apr-04                      | 22.21               | -                           | -                             | 966.66                      |                               |
| 22-Apr-04                      | 21.73               | -                           | -                             | 967.14                      |                               |



**TABLE 4**  
**GROUNDWATER GAUGING DATA**

Former Mobil Service Station #01-ECQ  
83-89 Elm Street  
Pittsfield, MA

(2004 through 2005)

| Well ID/<br>MPEI<br>(feet) | Date of<br>Sampling | Depth to<br>Water<br>(feet) | Depth to<br>Product<br>(feet) | NAPL<br>Thickness<br>(feet) | Ground-<br>water El<br>(feet) |
|----------------------------|---------------------|-----------------------------|-------------------------------|-----------------------------|-------------------------------|
| <b>EXP-18</b>              | 26-Apr-04           | *15.80                      | -                             | -                           | NA                            |
| (Cont.)                    | 29-Apr-04           | 21.98                       | -                             | -                           | 966.89                        |
| 988.87                     | 03-May-04           | *15.85                      | -                             | -                           | NA                            |
|                            | 10-May-04           | 19.90                       | -                             | -                           | 968.97                        |
|                            | 13-May-04           | 17.87                       | -                             | -                           | 971.00                        |
|                            | 17-May-04           | 17.85                       | -                             | -                           | 971.02                        |
|                            | 20-May-04           | **15.85                     | -                             | -                           | NA                            |
|                            | 24-May-04           | 19.65                       | -                             | -                           | 969.22                        |
|                            | 02-Jun-04           | 19.18                       | -                             | -                           | 969.69                        |
|                            | 07-Jun-04           | **22.1                      | -                             | -                           | NA                            |
|                            | 11-Jun-04           | 22.87                       | -                             | -                           | 966.00                        |
|                            | 14-Jun-04           | 22.81                       | -                             | -                           | 966.06                        |
|                            | 21-Jun-04           | **15.85                     | -                             | -                           | NA                            |
|                            | 24-Jun-04           | 22.85                       | -                             | -                           | 966.02                        |
|                            | 21-Jul-04           | 21.53                       | -                             | -                           | 967.34                        |
|                            | 22-Jul-04           | 21.80                       | -                             | -                           | 967.07                        |
|                            | 26-Jul-04           | **19.80                     | -                             | -                           | NA                            |
|                            | 29-Jul-04           | 22.65                       | -                             | -                           | 966.22                        |
|                            | 02-Aug-04           | 20.63                       | -                             | -                           | 968.24                        |
|                            | 05-Aug-04           | 24.20                       | -                             | -                           | 964.67                        |
|                            | 09-Aug-04           | 24.25                       | -                             | -                           | 964.62                        |
|                            | 13-Aug-04           | 21.45                       | -                             | -                           | 967.42                        |
|                            | 19-Aug-04           | 21.41                       | -                             | -                           | 967.46                        |
|                            | 23-Aug-04           | 22.01                       | -                             | -                           | 966.86                        |
|                            | 26-Aug-04           | 22.71                       | -                             | -                           | 966.16                        |
|                            | 30-Aug-04           | 21.89                       | -                             | -                           | 966.98                        |
|                            | 07-Sep-04           | 22.68                       | -                             | -                           | 966.19                        |
|                            | 09-Sep-04           | 20.64                       | -                             | -                           | 968.23                        |
|                            | 16-Sep-04           | 23.13                       | -                             | -                           | 965.74                        |
|                            | 27-Sep-04           | 19.57                       | -                             | -                           | 969.30                        |
|                            | 30-Sep-04           | 18.62                       | -                             | -                           | 970.25                        |
|                            | 05-Oct-04           | 23.50                       | -                             | -                           | 965.37                        |
|                            | 14-Oct-04           | 21.59                       | -                             | -                           | 967.28                        |
|                            | 21-Oct-04           | 20.15                       | -                             | -                           | 968.72                        |
|                            | 25-Oct-04           | Dry                         | -                             | -                           | NA                            |
|                            | 28-Oct-04           | Dry                         | -                             | -                           | NA                            |
|                            | 15-Nov-04           | Dry                         | -                             | -                           | NA                            |
|                            | 12-Jan-05           | 23.20                       | -                             | -                           | 965.67                        |
|                            | 08-Feb-05           | 19.56                       | -                             | -                           | 969.31                        |
|                            | 21-Feb-05           | Dry                         | -                             | -                           | NA                            |
|                            | 02-Mar-05           | 20.48                       | -                             | -                           | NA                            |
|                            | 11-Apr-05           | 21.80                       | -                             | -                           | 967.07                        |
|                            | 14-Apr-05           | 17.89                       | -                             | -                           | 970.98                        |
|                            | 27-Jun-05           | 21.48                       | -                             | -                           | 967.39                        |
|                            | 09-Aug-05           | Dry                         | -                             | -                           | NA                            |
|                            | 26-Sep-05           | Dry                         | -                             | -                           | NA                            |
|                            | 30-Sep-05           | Dry                         | -                             | -                           | NA                            |
| <b>EXP-19</b>              | 02-Jan-04           | *19.00                      | -                             | -                           | NA                            |
| 988.11                     | 05-Jan-04           | *19.00                      | -                             | -                           | NA                            |
|                            | 07-Jan-04           | *19.00                      | -                             | -                           | NA                            |
|                            | 14-Jan-04           | *19.05                      | -                             | -                           | NA                            |
|                            | 19-Jan-04           | 18.32                       | 18.25                         | 0.13                        | 969.21                        |





TABLE 4  
GROUNDWATER GAUGING DATA

Former Mobil Service Station #01-ECQ  
83-89 Elm Street  
Pittsfield, MA

(2004 through 2005)

| Well ID/<br>MP El<br>(feet) | Date of<br>Sampling | Depth to<br>Water<br>(feet) | Depth to<br>Product<br>(feet) | NAPL<br>Thickness<br>(feet) | Ground-<br>water El<br>(feet) |
|-----------------------------|---------------------|-----------------------------|-------------------------------|-----------------------------|-------------------------------|
| EXP-19                      | 23-Jan-04           | *19.10                      | 19.04                         | 0.06                        | 969.16                        |
| (Cont.)                     | 28-Jan-04           | 19.10                       | -                             | -                           | 969.01                        |
| 988.11                      | 02-Feb-04           | *19.10                      | -                             | -                           | NA                            |
|                             | 06-Feb-04           | *19.00                      | -                             | -                           | NA                            |
|                             | 09-Feb-04           | *19.00                      | -                             | -                           | NA                            |
|                             | 13-Feb-04           | *19.00                      | -                             | -                           | NA                            |
|                             | 16-Feb-04           | *19.08                      | -                             | -                           | NA                            |
|                             | 18-Feb-04           | *19.05                      | -                             | -                           | NA                            |
| 987.52                      | 20-Feb-04           | *19.10                      | -                             | -                           | NA                            |
|                             | 23-Feb-04           | *19.00                      | -                             | -                           | NA                            |
|                             | 01-Mar-04           | *19.00                      | -                             | -                           | NA                            |
|                             | 03-Mar-04           | *19.01                      | -                             | -                           | NA                            |
|                             | 05-Mar-04           | *19.00                      | -                             | -                           | NA                            |
|                             | 10-Mar-04           | *19.00                      | -                             | -                           | NA                            |
|                             | 12-Mar-04           | *19.00                      | -                             | -                           | NA                            |
|                             | 15-Mar-04           | *19.00                      | -                             | -                           | NA                            |
|                             | 19-Mar-04           | *19.00                      | -                             | -                           | NA                            |
|                             | 22-Mar-04           | *19.00                      | -                             | -                           | NA                            |
|                             | 24-Mar-04           | *19.00                      | -                             | -                           | NA                            |
|                             | 29-Mar-04           | **19.00                     | -                             | -                           | NA                            |
|                             | 31-Mar-04           | **19.00                     | -                             | -                           | NA                            |
|                             | 02-Apr-04           | **19.04                     | -                             | -                           | NA                            |
|                             | 05-Apr-04           | **19.05                     | -                             | -                           | NA                            |
|                             | 07-Apr-04           | **19.00                     | -                             | -                           | NA                            |
|                             | 09-Apr-04           | **19.03                     | -                             | -                           | NA                            |
|                             | 12-Apr-04           | **19.04                     | -                             | -                           | NA                            |
|                             | 15-Apr-04           | 16.96                       | -                             | -                           | 970.56                        |
|                             | 19-Apr-04           | *19.00                      | -                             | -                           | NA                            |
|                             | 22-Apr-04           | *19.00                      | -                             | -                           | NA                            |
|                             | 26-Apr-04           | *19.04                      | -                             | -                           | NA                            |
|                             | 29-Apr-04           | *19.00                      | -                             | -                           | NA                            |
|                             | 03-May-04           | *19.03                      | -                             | -                           | NA                            |
|                             | 10-May-04           | *19.00                      | -                             | -                           | NA                            |
|                             | 13-May-04           | *19.00                      | -                             | -                           | NA                            |
|                             | 17-May-04           | 16.23                       | -                             | -                           | 971.29                        |
|                             | 20-May-04           | **15.85                     | -                             | -                           | NA                            |
|                             | 24-May-04           | **19.02                     | -                             | -                           | NA                            |
|                             | 07-Jun-04           | **19.85                     | -                             | -                           | NA                            |
|                             | 11-Jun-04           | **18.90                     | -                             | -                           | NA                            |
|                             | 14-Jun-04           | **19.05                     | -                             | -                           | NA                            |
|                             | 21-Jun-04           | *19.01                      | -                             | -                           | NA                            |
|                             | 24-Jun-04           | **18.95                     | -                             | -                           | NA                            |
|                             | 21-Jul-04           | **18.70                     | -                             | -                           | NA                            |
|                             | 22-Jul-04           | 16.70                       | -                             | -                           | 970.82                        |
|                             | 26-Jul-04           | 12.81                       | -                             | -                           | 974.71                        |
|                             | 29-Jul-04           | 8.40                        | -                             | -                           | 979.12                        |
|                             | 02-Aug-04           | *18.95                      | -                             | -                           | <968.57                       |
|                             | 05-Aug-04           | *18.95                      | -                             | -                           | <968.57                       |
|                             | 09-Aug-04           | *18.95                      | -                             | -                           | <968.58                       |
|                             | 13-Aug-04           | 5.20                        | -                             | -                           | 982.32                        |
|                             | 19-Aug-04           | 6.96                        | -                             | -                           | 980.56                        |
|                             | 23-Aug-04           | 6.29                        | -                             | -                           | 981.23                        |



TABLE 4

GROUNDWATER GAUGING DATA

Former Mobil Service Station #01-ECQ

83-89 Elm Street

Pittsfield, MA

(2004 through 2005)

| Well ID/<br>MP E/<br>(feet)    | Date of<br>Sampling | Depth to<br>Water<br>(feet) | Depth to<br>Product<br>(feet) | NAPL<br>Thickness<br>(feet) | Ground-<br>water El<br>(feet) |
|--------------------------------|---------------------|-----------------------------|-------------------------------|-----------------------------|-------------------------------|
| EXP-19<br>(Cont.)<br>987.52    | 26-Aug-04           | 8.45                        | -                             | -                           | 979.07                        |
|                                | 07-Sep-04           | 9.01                        | -                             | -                           | 978.51                        |
|                                | 09-Sep-04           | 5.32                        | -                             | -                           | 982.20                        |
|                                | 13-Sep-04           | 8.05                        | -                             | -                           | 979.47                        |
|                                | 16-Sep-04           | 15.81                       | -                             | -                           | 971.71                        |
|                                | 27-Sep-04           | 8.40                        | -                             | -                           | 979.12                        |
|                                | 30-Sep-04           | 10.44                       | -                             | -                           | 977.08                        |
|                                | 14-Oct-04           | 9.96                        | -                             | -                           | 977.56                        |
|                                | 21-Oct-04           | 9.33                        | -                             | -                           | 978.19                        |
|                                | 25-Oct-04           | 10.02                       | -                             | -                           | 977.50                        |
|                                | 28-Oct-04           | 9.91                        | -                             | -                           | 977.61                        |
|                                | 15-Nov-04           | 10.96                       | -                             | -                           | 976.56                        |
|                                | 12-Jan-05           | 16.01                       | -                             | -                           | 971.51                        |
|                                | 08-Feb-05           | 10.00                       | -                             | -                           | 977.52                        |
|                                | 02-Mar-05           | 11.65                       | -                             | -                           | 975.87                        |
|                                | 11-Apr-05           | 9.10                        | -                             | -                           | 978.42                        |
| 27-Jun-05                      | 9.57                | -                           | -                             | 977.95                      |                               |
| 11-Apr-05                      | 9.10                | -                           | -                             | 978.42                      |                               |
| EXP-20<br>986.76<br><br>986.24 | 02-Jan-04           | 16.31                       | -                             | -                           | 970.45                        |
|                                | 05-Jan-04           | 17.05                       | -                             | -                           | 969.71                        |
|                                | 07-Jan-04           | 20.58                       | -                             | -                           | 966.18                        |
|                                | 14-Jan-04           | 20.40                       | -                             | -                           | 966.36                        |
|                                | 19-Jan-04           | 17.10                       | -                             | -                           | 969.66                        |
|                                | 23-Jan-04           | 19.16                       | -                             | -                           | 967.60                        |
|                                | 26-Jan-04           | 19.93                       | -                             | -                           | 966.83                        |
|                                | 28-Jan-04           | 20.15                       | -                             | -                           | 966.61                        |
|                                | 06-Feb-04           | 19.90                       | -                             | -                           | 966.86                        |
|                                | 09-Feb-04           | 21.60                       | -                             | -                           | 965.16                        |
|                                | 13-Feb-04           | 20.20                       | -                             | -                           | 966.56                        |
|                                | 16-Feb-04           | 20.85                       | -                             | -                           | 965.91                        |
|                                | 18-Feb-04           | 20.62                       | -                             | -                           | 966.14                        |
|                                | 20-Feb-04           | 20.52                       | -                             | -                           | 965.72                        |
|                                | 23-Feb-04           | 20.15                       | -                             | -                           | 966.09                        |
|                                | 01-Mar-04           | 22.10                       | -                             | -                           | 964.14                        |
|                                | 03-Mar-04           | 20.37                       | -                             | -                           | 965.87                        |
|                                | 05-Mar-04           | 21.65                       | -                             | -                           | 964.59                        |
|                                | 10-Mar-04           | 21.90                       | -                             | -                           | 964.34                        |
|                                | 12-Mar-04           | 20.95                       | -                             | -                           | 965.29                        |
|                                | 15-Mar-04           | 19.93                       | -                             | -                           | 966.31                        |
|                                | 19-Mar-04           | 20.78                       | -                             | -                           | 965.46                        |
|                                | 22-Mar-04           | 19.99                       | -                             | -                           | 966.25                        |
|                                | 24-Mar-04           | 19.94                       | -                             | -                           | 966.30                        |
|                                | 29-Mar-04           | 17.10                       | -                             | -                           | 969.14                        |
|                                | 31-Mar-04           | 15.83                       | -                             | -                           | 970.41                        |
|                                | 02-Apr-04           | 11.40                       | -                             | -                           | 974.84                        |
|                                | 05-Apr-04           | 15.03                       | -                             | -                           | 971.21                        |
| 07-Apr-04                      | 17.20               | -                           | -                             | 969.04                      |                               |
| 09-Apr-04                      | 17.03               | -                           | -                             | 969.21                      |                               |
| 12-Apr-04                      | 17.07               | -                           | -                             | 969.17                      |                               |
| 15-Apr-04                      | 15.13               | -                           | -                             | 971.11                      |                               |
| 19-Apr-04                      | 19.85               | -                           | -                             | 966.39                      |                               |
| 22-Apr-04                      | 20.55               | -                           | -                             | 965.69                      |                               |



TABLE 4

GROUNDWATER GAUGING DATA

Former Mobil Service Station #01-ECQ

83-89 Elm Street

Pittsfield, MA

(2004 through 2005)

| Well ID/<br>MP EJ<br>(feet) | Date of<br>Sampling | Depth to<br>Water<br>(feet) | Depth to<br>Product<br>(feet) | NAPL<br>Thickness<br>(feet) | Ground-<br>water El<br>(feet) |
|-----------------------------|---------------------|-----------------------------|-------------------------------|-----------------------------|-------------------------------|
| EXP-20                      | 26-Apr-04           | 19.76                       | -                             | -                           | 966.48                        |
|                             | (Cont.) 29-Apr-04   | 20.54                       | -                             | -                           | 965.70                        |
| 986.24                      | 03-May-04           | *19.23                      | -                             | -                           | NA                            |
|                             | 10-May-04           | 17.55                       | -                             | -                           | 968.69                        |
|                             | 13-May-04           | 21.86                       | -                             | -                           | 964.38                        |
|                             | 17-May-04           | 15.81                       | -                             | -                           | 970.43                        |
|                             | 20-May-04           | **19.02                     | -                             | -                           | NA                            |
|                             | 24-May-04           | 19.65                       | -                             | -                           | 966.59                        |
|                             | 07-Jun-04           | 20.71                       | -                             | -                           | 965.53                        |
|                             | 11-Jun-04           | 21.15                       | -                             | -                           | 965.09                        |
|                             | 14-Jun-04           | 21.21                       | -                             | -                           | 965.03                        |
|                             | 21-Jun-04           | 22.05                       | -                             | -                           | 964.19                        |
|                             | 24-Jun-04           | 20.75                       | -                             | -                           | 965.49                        |
| 986.45                      | 22-Jul-04           | 19.49                       | -                             | -                           | 966.96                        |
|                             | # 26-Jul-04         | 19.97                       | -                             | -                           | 966.48                        |
|                             | 29-Jul-04           | **19.35                     | -                             | -                           | <967.10                       |
|                             | 02-Aug-04           | 18.47                       | -                             | -                           | 967.98                        |
|                             | 05-Aug-04           | 23.30                       | -                             | -                           | 963.15                        |
|                             | 09-Aug-04           | 23.37                       | -                             | -                           | 963.08                        |
|                             | 13-Aug-04           | 19.65                       | -                             | -                           | 966.80                        |
|                             | 19-Aug-04           | 18.52                       | -                             | -                           | 967.93                        |
|                             | 23-Aug-04           | 19.06                       | -                             | -                           | 967.39                        |
|                             | 26-Aug-04           | 19.22                       | -                             | -                           | 967.23                        |
|                             | 30-Aug-04           | 19.91                       | -                             | -                           | 966.54                        |
|                             | 07-Sep-04           | 19.61                       | -                             | -                           | 966.84                        |
|                             | 09-Sep-04           | 18.41                       | -                             | -                           | 968.04                        |
|                             | 13-Sep-04           | 20.14                       | -                             | -                           | 966.31                        |
|                             | 16-Sep-04           | 20.29                       | -                             | -                           | 966.16                        |
|                             | 27-Sep-04           | 17.45                       | -                             | -                           | 969.00                        |
|                             | 30-Sep-04           | 18.42                       | -                             | -                           | 968.03                        |
|                             | 05-Oct-04           | 27.35                       | -                             | -                           | 959.10                        |
|                             | 14-Oct-04           | 19.06                       | -                             | -                           | 967.39                        |
|                             | 21-Oct-04           | 17.15                       | -                             | -                           | 969.30                        |
|                             | 25-Oct-04           | 25.12                       | -                             | -                           | 961.33                        |
|                             | 28-Oct-04           | 25.25                       | -                             | -                           | 961.20                        |
|                             | 15-Nov-04           | 25.10                       | -                             | -                           | 961.35                        |
|                             | 27-Dec-04           | 22.56                       | -                             | -                           | 963.89                        |
|                             | 12-Jan-05           | 20.33                       | -                             | -                           | 966.12                        |
|                             | 08-Feb-05           | 17.55                       | -                             | -                           | 968.90                        |
|                             | 02-Mar-05           | 17.53                       | -                             | -                           | 968.92                        |
|                             | 11-Apr-05           | 19.10                       | -                             | -                           | 967.35                        |
|                             | 15-Apr-05           | 15.75                       | -                             | -                           | 970.70                        |
|                             | 27-Jun-05           | 20.95                       | -                             | -                           | 965.50                        |
|                             | 09-Aug-05           | 22.87                       | -                             | -                           | 963.58                        |
|                             | 26-Sep-05           | 22.08                       | -                             | -                           | 964.37                        |
|                             | 30-Sep-05           | 18.22                       | -                             | -                           | 968.23                        |
| EXP-21                      | 02-Jan-04           | *16.90                      | 16.35                         | 0.55                        | NA                            |
| 987.60                      | 05-Jan-04           | 19.80                       | 17.90                         | 1.90                        | 968.40                        |
|                             | 07-Jan-04           | *21.50                      | -                             | -                           | NA                            |
|                             | 14-Jan-04           | *15.20                      | -                             | -                           | NA                            |
|                             | 19-Jan-04           | 21.60                       | 16.45                         | 5.15                        | 969.07                        |
|                             | 23-Jan-04           | 22.90                       | 18.71                         | 4.19                        | 967.04                        |

**TABLE 4**  
**GROUNDWATER GAUGING DATA**

Former Mobil Service Station #01-ECQ  
83-89 Elm Street  
Pittsfield, MA

(2004 through 2005)

| Well ID/<br>MP El<br>(feet) | Date of<br>Sampling | Depth to<br>Water<br>(feet) | Depth to<br>Product<br>(feet) | NAPL<br>Thickness<br>(feet) | Ground-<br>water El<br>(feet) |
|-----------------------------|---------------------|-----------------------------|-------------------------------|-----------------------------|-------------------------------|
| <b>EXP-21</b>               | 26-Jan-04           | 20.03                       | -                             | -                           | 967.57                        |
| <i>(Cont.)</i>              | 28-Jan-04           | *15.35                      | -                             | -                           | NA                            |
| 987.60                      | 02-Feb-04           | *22.90                      | 19.89                         | >3.01                       | NA                            |
|                             | 06-Feb-04           | 20.07                       | -                             | -                           | 967.53                        |
|                             | 09-Feb-04           | *22.50                      | 21.05                         | >1.45                       | NA                            |
|                             | 13-Feb-04           | 22.80                       | 20.30                         | 2.50                        | 965.86                        |
|                             | 16-Feb-04           | *22.09                      | 21.31                         | >.098                       | NA                            |
|                             | 18-Feb-04           | 23.10                       | 20.55                         | 2.55                        | 965.60                        |
| 986.85                      | 20-Feb-04           | *20.55                      | 20.52                         | >0.03                       | NA                            |
|                             | 23-Feb-04           | *22.71                      | 20.12                         | >2.59                       | NA                            |
|                             | 01-Mar-04           | *22.00                      | -                             | -                           | NA                            |
|                             | 03-Mar-04           | *14.50                      | -                             | -                           | NA                            |
|                             | 05-Mar-04           | 22.45                       | 21.35                         | 1.10                        | 965.24                        |
|                             | 10-Mar-04           | *22.00                      | 21.00                         | >1.00                       | NA                            |
|                             | 12-Mar-04           | **22.20                     | 21.00                         | >1.20                       | NA                            |
|                             | 15-Mar-04           | 23.22                       | 19.71                         | 3.51                        | 966.30                        |
|                             | 19-Mar-04           | **22.09                     | 21.30                         | >0.79                       | NA                            |
|                             | 22-Mar-04           | 23.50                       | 19.80                         | 3.70                        | 966.16                        |
|                             | 24-Mar-04           | **23.00                     | 19.81                         | >3.19                       | NA                            |
|                             | 29-Mar-04           | **19.20                     | 16.10                         | >3.10                       | NA                            |
|                             | 31-Mar-04           | **19.30                     | 16.60                         | >2.7                        | NA                            |
|                             | 02-Apr-04           | **11.10                     | 10.50                         | >0.60                       | NA                            |
|                             | 05-Apr-04           | **14.50                     | 13.90                         | >0.60                       | NA                            |
|                             | 07-Apr-04           | **15.00                     | -                             | -                           | NA                            |
|                             | 09-Apr-04           | **19.20                     | 17.00                         | >2.20                       | NA                            |
|                             | 12-Apr-04           | **13.90                     | -                             | -                           | NA                            |
|                             | 15-Apr-04           | 21.10                       | 14.12                         | 6.98                        | 971.05                        |
|                             | 19-Apr-04           | 23.00                       | 19.68                         | 3.32                        | 966.37                        |
|                             | 22-Apr-04           | 23.00                       | 21.50                         | 1.50                        | 964.99                        |
|                             | 26-Apr-04           | 22.70                       | 19.61                         | 3.09                        | 966.50                        |
|                             | 29-Apr-04           | 23.00                       | 21.50                         | 1.50                        | 964.99                        |
|                             | 03-May-04           | *22.25                      | 19.75                         | <2.50                       | NA                            |
|                             | 10-May-04           | 21.50                       | 17.00                         | 4.50                        | 968.77                        |
|                             | 13-May-04           | 21.90                       | 20.81                         | 1.09                        | 965.78                        |
|                             | 17-May-04           | **15.00                     | 14.90                         | <0.10                       | NA                            |
|                             | 20-May-04           | 22.50                       | 20.30                         | 2.20                        | 966.02                        |
|                             | 24-May-04           | **15.20                     | -                             | -                           | NA                            |
|                             | 07-Jun-04           | -                           | 21.06                         | -                           | NA                            |
|                             | 11-Jun-04           | **14.85                     | -                             | -                           | NA                            |
|                             | 14-Jun-04           | **14.80                     | -                             | -                           | NA                            |
|                             | 21-Jun-04           | **18.40                     | -                             | -                           | NA                            |
|                             | 22-Jul-04           | 20.26                       | 20.20                         | 0.06                        | 966.64                        |
|                             | 26-Jul-04           | **8.50                      | -                             | -                           | NA                            |
|                             | 29-Jul-04           | 21.74                       | -                             | -                           | 965.11                        |
|                             | 02-Aug-04           | 19.13                       | -                             | -                           | 967.72                        |
|                             | 05-Aug-04           | 23.92                       | -                             | -                           | 962.93                        |
|                             | 09-Aug-04           | 24.00                       | -                             | -                           | 962.85                        |
|                             | 13-Aug-04           | 19.25                       | -                             | -                           | 967.60                        |
|                             | 19-Aug-04           | 19.03                       | -                             | -                           | 967.82                        |
|                             | 23-Aug-04           | 19.62                       | -                             | -                           | 967.23                        |
|                             | 26-Aug-04           | 20.70                       | -                             | -                           | 966.15                        |
|                             | 07-Sep-04           | 20.19                       | -                             | -                           | 966.66                        |





**TABLE 4**  
**GROUNDWATER GAUGING DATA**

Former Mobil Service Station #01-ECQ  
83-89 Elm Street  
Pittsfield, MA

(2004 through 2005)

| Well ID/<br>MPEI<br>(feet) | Date of<br>Sampling | Depth to<br>Water<br>(feet) | Depth to<br>Product<br>(feet) | NAPL<br>Thickness<br>(feet) | Ground-<br>water El<br>(feet) |
|----------------------------|---------------------|-----------------------------|-------------------------------|-----------------------------|-------------------------------|
| EXP-22                     | 13-May-04           | 21.97                       | -                             | -                           | 966.26                        |
| (Cont.)                    | 17-May-04           | **12.22                     | -                             | -                           | NA                            |
| 988.23                     | 20-May-04           | **5.00                      | -                             | -                           | NA                            |
|                            | 24-May-04           | **6.20                      | -                             | -                           | NA                            |
|                            | 07-Jun-04           | 19.42                       | -                             | -                           | 968.81                        |
|                            | 11-Jun-04           | 20.80                       | -                             | -                           | 967.43                        |
|                            | 14-Jun-04           | 20.91                       | -                             | -                           | 967.32                        |
|                            | 21-Jun-04           | **17.60                     | -                             | -                           | <970.63                       |
|                            | 24-Jun-04           | **19.40                     | -                             | -                           | <968.83                       |
| 988.44                     | 22-Jul-04           | 20.24                       | -                             | -                           | 968.20                        |
| #                          | 26-Jul-04           | 20.40                       | -                             | -                           | 968.04                        |
|                            | 29-Jul-04           | **7.95                      | -                             | -                           | <980.49                       |
|                            | 02-Aug-04           | 19.25                       | -                             | -                           | 969.19                        |
|                            | 05-Aug-04           | 30.50                       | -                             | -                           | 957.94                        |
|                            | 09-Aug-04           | 22.85                       | -                             | -                           | 965.59                        |
|                            | 13-Aug-04           | 19.40                       | -                             | -                           | 969.04                        |
|                            | 19-Aug-04           | 18.11                       | -                             | -                           | 970.33                        |
|                            | 23-Aug-04           | 18.74                       | -                             | -                           | 969.70                        |
|                            | 26-Aug-04           | 19.70                       | -                             | -                           | 968.74                        |
|                            | 30-Aug-04           | 20.69                       | -                             | -                           | 967.75                        |
|                            | 07-Sep-04           | 19.06                       | -                             | -                           | 969.38                        |
|                            | 09-Sep-04           | 17.31                       | 17.08                         | 0.23                        | 971.13                        |
|                            | 13-Sep-04           | 20.17                       | -                             | -                           | 968.27                        |
|                            | 16-Sep-04           | 22.19                       | -                             | -                           | 966.25                        |
|                            | 27-Sep-04           | 17.12                       | -                             | -                           | 971.32                        |
|                            | 30-Sep-04           | 26.62                       | -                             | -                           | 961.82                        |
|                            | 05-Oct-04           | 31.90                       | -                             | -                           | 956.54                        |
|                            | 14-Oct-04           | 17.98                       | -                             | -                           | 970.46                        |
|                            | 21-Oct-04           | 14.15                       | -                             | -                           | 974.29                        |
|                            | 25-Oct-04           | Dry                         | -                             | -                           | NA                            |
|                            | 28-Oct-04           | 34.05                       | -                             | -                           | 954.39                        |
|                            | 15-Nov-04           | 34.15                       | -                             | -                           | 954.29                        |
|                            | 12-Jan-05           | 22.30                       | -                             | -                           | 966.14                        |
|                            | 08-Feb-05           | 18.06                       | -                             | -                           | 970.38                        |
|                            | 02-Mar-05           | NG                          | Under snow bank               |                             | NA                            |
|                            | 11-Apr-05           | 18.70                       | -                             | -                           | 969.74                        |
|                            | 15-Apr-05           | 16.32                       | -                             | -                           | 972.12                        |
|                            | 27-Jun-05           | 17.85                       | -                             | -                           | 970.59                        |
|                            | 09-Aug-05           | 17.80                       | -                             | -                           | 970.64                        |
|                            | 26-Sep-05           | 17.60                       | -                             | -                           | 970.84                        |
|                            | 30-Sep-05           | 18.98                       | -                             | -                           | 969.46                        |
| EXP-23                     | 02-Aug-04           | 19.45                       | -                             | -                           | 969.10                        |
| 988.55                     | 05-Aug-04           | 26.60                       | -                             | -                           | 961.95                        |
| #                          | 30-Aug-04           | 21.19                       | -                             | -                           | 967.36                        |
|                            | 13-Sep-04           | 20.13                       | -                             | -                           | 968.42                        |
|                            | 27-Sep-04           | 17.65                       | -                             | -                           | 970.90                        |
|                            | 05-Oct-04           | 22.35                       | -                             | -                           | 966.20                        |
|                            | 25-Oct-04           | 27.80                       | -                             | -                           | 960.75                        |
|                            | 15-Nov-04           | 26.68                       | -                             | -                           | 961.87                        |
|                            | 27-Dec-04           | 25.20                       | -                             | -                           | 963.35                        |
|                            | 12-Jan-05           | 22.85                       | -                             | -                           | 965.70                        |
|                            | 08-Feb-05           | 17.95                       | -                             | -                           | 970.60                        |



TABLE 4

GROUNDWATER GAUGING DATA

Former Mobil Service Station #01-ECQ

83-89 Elm Street

Pittsfield, MA

(2004 through 2005)

| Well ID/<br>MPEI<br>(feet)  | Date of<br>Sampling | Depth to<br>Water<br>(feet) | Depth to<br>Product<br>(feet) | NAPL<br>Thickness<br>(feet) | Ground<br>water El<br>(feet) |
|-----------------------------|---------------------|-----------------------------|-------------------------------|-----------------------------|------------------------------|
| EXP-23<br>(Cont.)<br>988.55 | 02-Mar-05           | 18.83                       | -                             | -                           | 969.72                       |
|                             | 11-Apr-05           | Blocked at 20.70            | -                             | -                           | NA                           |
|                             | 15-Apr-05           | 17.49                       | -                             | -                           | 971.06                       |
|                             | 27-Jun-05           | 20.20                       | -                             | -                           | 968.35                       |
|                             | 26-Sep-05           | 26.10                       | -                             | -                           | 962.45                       |
|                             | 30-Sep-05           | 20.00                       | -                             | -                           | 968.55                       |
| EXP-24<br>988.27<br>#       | 02-Aug-04           | 20.60                       | 19.70                         | 0.90                        | 968.35                       |
|                             | 05-Aug-04           | 35.60                       | -                             | -                           | 952.67                       |
|                             | 30-Aug-04           | 21.29                       | -                             | -                           | 966.98                       |
|                             | 13-Sep-04           | 20.79                       | -                             | -                           | 967.48                       |
|                             | 27-Sep-04           | 17.00                       | -                             | -                           | 971.27                       |
|                             | 05-Oct-04           | 25.61                       | 25.55                         | 0.06                        | 962.71                       |
|                             | 25-Oct-04           | 26.55                       | -                             | -                           | 961.72                       |
|                             | 15-Nov-04           | 34.10                       | -                             | -                           | 954.17                       |
|                             | 27-Dec-04           | 24.64                       | -                             | -                           | 963.63                       |
|                             | 12-Jan-05           | 22.53                       | -                             | -                           | 965.74                       |
|                             | 02-Mar-05           | 18.00                       | -                             | -                           | 970.27                       |
|                             | 11-Apr-05           | 19.67                       | -                             | -                           | 968.60                       |
|                             | 15-Apr-05           | 17.39                       | -                             | -                           | 970.88                       |
|                             | 27-Jun-05           | 19.45                       | -                             | -                           | 968.82                       |
|                             | 26-Sep-05           | 23.80                       | -                             | -                           | 964.47                       |
| 30-Sep-05                   | 19.93               | -                           | -                             | 968.34                      |                              |
| EXP-25<br>988.53<br>#       | 02-Aug-04           | 20.34                       | -                             | -                           | 968.19                       |
|                             | 05-Aug-04           | 25.60                       | -                             | -                           | 962.93                       |
|                             | 30-Aug-04           | 21.91                       | -                             | -                           | 966.62                       |
|                             | 13-Sep-04           | 21.53                       | -                             | -                           | 967.00                       |
|                             | 27-Sep-04           | 19.00                       | -                             | -                           | 969.53                       |
|                             | 05-Oct-04           | 25.10                       | -                             | -                           | 963.43                       |
|                             | 25-Oct-04           | 26.63                       | -                             | -                           | 961.90                       |
|                             | 15-Nov-04           | 26.15                       | -                             | -                           | 962.38                       |
|                             | 27-Dec-04           | 23.20                       | -                             | -                           | 965.33                       |
|                             | 12-Jan-05           | 24.21                       | -                             | -                           | 964.32                       |
|                             | 02-Mar-05           | 18.33                       | -                             | -                           | 970.20                       |
|                             | 11-Apr-05           | 21.15                       | -                             | -                           | 967.38                       |
|                             | 15-Apr-05           | 17.75                       | -                             | -                           | 970.78                       |
|                             | 27-Jun-05           | 20.60                       | -                             | -                           | 967.93                       |
|                             | 26-Sep-05           | 24.08                       | -                             | -                           | 964.45                       |
| 30-Sep-05                   | 20.23               | -                           | -                             | 968.30                      |                              |
| EXP-26<br>988.58<br>#       | 02-Aug-04           | 20.29                       | -                             | -                           | 968.29                       |
|                             | 05-Aug-04           | 26.65                       | -                             | -                           | 961.93                       |
|                             | 30-Aug-04           | 21.71                       | -                             | -                           | 966.87                       |
|                             | 13-Sep-04           | 21.58                       | -                             | -                           | 967.00                       |
|                             | 27-Sep-04           | 18.58                       | -                             | -                           | 970.00                       |
|                             | 05-Oct-04           | 24.15                       | -                             | -                           | 964.43                       |
|                             | 25-Oct-04           | 26.37                       | -                             | -                           | 962.21                       |
|                             | 15-Nov-04           | 26.22                       | -                             | -                           | 962.36                       |
|                             | 27-Dec-04           | 24.70                       | -                             | -                           | 963.88                       |
|                             | 12-Jan-05           | 23.91                       | -                             | -                           | 964.67                       |
|                             | 08-Feb-05           | 19.10                       | -                             | -                           | 969.48                       |
|                             | 02-Mar-05           | 18.75                       | -                             | -                           | 969.83                       |
|                             | 11-Apr-05           | 21.40                       | -                             | -                           | 967.18                       |



**TABLE 4**  
**GROUNDWATER GAUGING DATA**

Former Mobil Service Station #01-ECQ  
83-89 Elm Street  
Pittsfield, MA

(2004 through 2005)

| Well ID/<br>MPEI<br>(feet)                | Date of<br>Sampling | Depth to<br>Water<br>(feet) | Depth to<br>Product<br>(feet) | NAPL<br>Thickness<br>(feet) | Ground<br>water El<br>(feet) |
|---|---------------------|-----------------------------|-------------------------------|-----------------------------|------------------------------|
| <b>EXP-26</b><br><i>(Cont.)</i><br>988.58 | 15-Apr-05           | 17.78                       | -                             | -                           | 970.80                       |
|   | 27-Jun-05           | 20.77                       | -                             | -                           | 967.81                       |
|   | 26-Sep-05           | 23.80                       | -                             | -                           | 964.78                       |
|   | 30-Sep-05           | 20.27                       | -                             | -                           | 968.31                       |
| <b>EXP-27</b><br>988.57<br>#              | 02-Aug-04           | 20.47                       | -                             | -                           | 968.10                       |
|   | 05-Aug-04           | 25.70                       | -                             | -                           | 962.87                       |
|   | 30-Aug-04           | 21.97                       | -                             | -                           | 966.60                       |
|   | 13-Sep-04           | 22.62                       | -                             | -                           | 965.95                       |
|   | 27-Sep-04           | 19.72                       | -                             | -                           | 968.85                       |
|   | 05-Oct-04           | 25.09                       | -                             | -                           | 963.48                       |
|   | 25-Oct-04           | 27.64                       | -                             | -                           | 960.93                       |
|   | 15-Nov-04           | 27.05                       | -                             | -                           | 961.52                       |
|   | 27-Dec-04           | 24.57                       | -                             | -                           | 964.00                       |
|   | 12-Jan-05           | 24.61                       | -                             | -                           | 963.96                       |
|   | 08-Feb-05           | 19.00                       | -                             | -                           | 969.57                       |
|   | 02-Mar-05           | 20.15                       | -                             | -                           | 968.42                       |
|   | 11-Apr-05           | 25.00                       | -                             | -                           | 963.57                       |
|   | 15-Apr-05           | 17.79                       | -                             | -                           | 970.78                       |
|   | 27-Jun-05           | 22.40                       | -                             | -                           | 966.17                       |
| 26-Sep-05                                 | 24.85               | -                           | -                             | 963.72                      |                              |
| 30-Sep-05                                 | 20.30               | -                           | -                             | 968.27                      |                              |
| <b>EXP-28</b><br>989.11<br>#              | 02-Aug-04           | 20.86                       | -                             | -                           | 968.25                       |
|   | 05-Aug-04           | **35.70                     | -                             | -                           | <953.41                      |
|   | 30-Aug-04           | 22.47                       | -                             | -                           | 966.64                       |
|   | 13-Sep-04           | 20.82                       | -                             | -                           | 968.29                       |
|   | 27-Sep-04           | 16.60                       | -                             | -                           | 972.51                       |
|   | 05-Oct-04           | 35.90                       | -                             | -                           | 953.21                       |
|   | 25-Oct-04           | 28.98                       | -                             | -                           | 960.13                       |
|   | 15-Nov-04           | 32.15                       | -                             | -                           | 956.96                       |
|   | 12-Jan-05           | 21.90                       | -                             | -                           | 967.21                       |
|   | 08-Feb-05           | 17.80                       | -                             | -                           | 971.31                       |
|   | 02-Mar-05           | 22.43                       | -                             | -                           | 966.68                       |
|   | 11-Apr-05           | 21.10                       | -                             | -                           | 968.01                       |
|   | 15-Apr-05           | 18.32                       | -                             | -                           | 970.79                       |
|   | 27-Jun-05           | 19.50                       | -                             | -                           | 969.61                       |
| 26-Sep-05                                 | 24.85               | -                           | -                             | 964.26                      |                              |
| 30-Sep-05                                 | 20.80               | -                           | -                             | 968.31                      |                              |
| <b>EXP-29</b><br>988.59<br>#              | 02-Aug-04           | 24.00                       | 19.60                         | 4.40                        | 967.93                       |
|   | 05-Aug-04           | **29.60                     | -                             | -                           | <958.99                      |
|   | 30-Aug-04           | 21.36                       | -                             | -                           | 967.23                       |
|   | 13-Sep-04           | 20.68                       | -                             | -                           | 967.91                       |
|   | 27-Sep-04           | 17.71                       | -                             | -                           | 970.88                       |
|   | 05-Oct-04           | 24.45                       | -                             | -                           | 964.14                       |
|   | 25-Oct-04           | Dry                         | -                             | -                           | NA                           |
|   | 15-Nov-04           | 28.70                       | -                             | -                           | 959.89                       |
|   | 27-Dec-04           | 25.10                       | -                             | -                           | 963.49                       |
|   | 12-Jan-05           | 22.82                       | -                             | -                           | 965.77                       |
|   | 08-Feb-05           | 16.90                       | -                             | -                           | 971.69                       |
|   | 02-Mar-05           | 19.15                       | -                             | -                           | 969.44                       |
|   | 11-Apr-05           | Blocked at 17.55            | -                             | -                           | NA                           |
| 15-Apr-05                                 | 17.81               | 17.80                       | 0.01                          | 970.79                      |                              |



TABLE 4

GROUNDWATER GAUGING DATA

Former Mobil Service Station #01-ECQ  
 83-89 Elm Street  
 Pittsfield, MA

(2004 through 2005)

| Well ID/<br>MP EL<br>(feet) | Date of<br>Sampling | Depth to<br>Water<br>(feet) | Depth to<br>Product<br>(feet) | NAPL<br>Thickness<br>(feet) | Ground-<br>water EL<br>(feet) |
|-----------------------------|---------------------|-----------------------------|-------------------------------|-----------------------------|-------------------------------|
| EXP-29                      | 09-May-05           | 12.85                       | -                             | -                           | 975.74                        |
| (Cont.)                     | 27-Jun-05           | 19.10                       | -                             | -                           | 969.49                        |
| 988.59                      | 26-Sep-05           | 22.58                       | -                             | -                           | 966.01                        |
|                             | 30-Sep-05           | 20.18                       | -                             | -                           | 968.41                        |

**Notes**

Total gallons of NAPL bailed to date: 0.00

Data collected between February 2003 and December 2004 was reported in the November 22, 2004 Remediation Operation Status report.

\*\* = blocked, \* = depth to pump

# = Measuring point elevation (MP EL) includes well cap and nipple on top of pvc (+2.5")

Extraction wells were cut approximately 0.5' (not reflected in table).

August 27, 2004 system completely activated.

August 28, 2004 EPA Starts to Divert River.

September 4, 2004 Scavenger pump installed in GES-217.

Specific Gravity of NAPL equals 0.76.

TABLE 5A



**GROUNDWATER DRAWDOWN SUMMARY  
(APRIL 2005)**

Former Mobil Service Station #01-ECQ  
83-89 Elm Street  
Pittsfield, MA

| WELL ID.     | Top of PVC (well) Elevation | Screen Interval (ft) | Gauging Date | Depth to Water | Depth to NAPE | NAPE Thickness | GW Elevation (ft)  |
|--------------|-----------------------------|----------------------|--------------|----------------|---------------|----------------|--------------------|
| ECS-14<br>S  | NA                          | 9-19                 | 15-Apr-2005  | 6.37           | NA            | NA             | NA                 |
|              |                             |                      | 11-Apr-2005  | 6.05           | NA            | NA             | NA                 |
|              |                             |                      |              |                |               |                | 0.32               |
| EXP-10R<br>I | 990.21                      | 18-28                | 15-Apr-2005  | 16.70          | 15.95         | 0.75           | 974.08             |
|              |                             |                      | 11-Apr-2005  | 13.13          | 11.52         | 1.61           | 978.30             |
|              |                             |                      |              |                |               |                | 4.22               |
| EXP-17*<br>I | 990.60                      | 25-35                | 15-Apr-2005  | 17.23          | NA            | NA             | 973.37             |
|              |                             |                      | 11-Apr-2005  | 25.93          | NA            | NA             | 964.67             |
|              |                             |                      |              |                |               |                | drawdown<br>-8.70  |
| EXP-18<br>I  | 988.87                      | 20.5-27.5            | 15-Apr-2005  | 17.89          | NA            | NA             | 970.98             |
|              |                             |                      | 11-Apr-2005  | 21.80          | NA            | NA             | 967.07             |
|              |                             |                      |              |                |               |                | drawdown<br>-3.91  |
| EXP-20*<br>I | 986.45                      | 24-39                | 15-Apr-2005  | 15.75          | NA            | NA             | 970.70             |
|              |                             |                      | 11-Apr-2005  | 19.10          | NA            | NA             | 967.35             |
|              |                             |                      |              |                |               |                | drawdown<br>-3.35  |
| EXP-22*<br>I | 988.44                      | 24-39                | 15-Apr-2005  | 16.32          | NA            | NA             | 972.12             |
|              |                             |                      | 11-Apr-2005  | 18.70          | NA            | NA             | 969.74             |
|              |                             |                      |              |                |               |                | drawdown<br>-2.38  |
| EXP-23*<br>I | 988.55                      | 25-40                | 15-Apr-2005  | 17.49          | NA            | NA             | 971.06             |
|              |                             |                      | 11-Apr-2005  | **20.70        | NA            | NA             | <967.85            |
|              |                             |                      |              |                |               |                | drawdown<br><-3.21 |
| EXP-24*<br>I | 988.27                      | 25-40                | 15-Apr-2005  | 17.39          | NA            | NA             | 970.88             |
|              |                             |                      | 11-Apr-2005  | 19.67          | NA            | NA             | 968.60             |
|              |                             |                      |              |                |               |                | drawdown<br>-2.28  |
| EXP-25*<br>I | 988.53                      | 25-40                | 15-Apr-2005  | 17.75          | NA            | NA             | 970.78             |
|              |                             |                      | 11-Apr-2005  | 21.15          | NA            | NA             | 967.38             |
|              |                             |                      |              |                |               |                | drawdown<br>-3.40  |
| EXP-26*<br>I | 988.58                      | 25-40                | 15-Apr-2005  | 17.78          | NA            | NA             | 970.80             |
|              |                             |                      | 11-Apr-2005  | 21.40          | NA            | NA             | 967.18             |
|              |                             |                      |              |                |               |                | drawdown<br>-3.62  |
| EXP-27<br>I  | 988.57                      | 20-35                | 15-Apr-2005  | 17.79          | NA            | NA             | 970.78             |
|              |                             |                      | 11-Apr-2005  | 25.00          | NA            | NA             | 963.57             |
|              |                             |                      |              |                |               |                | drawdown<br>-7.21  |
| EXP-28*<br>I | 989.11                      | 25-40                | 15-Apr-2005  | 18.32          | NA            | NA             | 970.79             |
|              |                             |                      | 11-Apr-2005  | 21.10          | NA            | NA             | 968.01             |
|              |                             |                      |              |                |               |                | drawdown<br>-2.78  |
| EXP-29*<br>I | 988.59                      | 23-35                | 15-Apr-2005  | 17.81          | 17.80         | 0.01           | 970.79             |
|              |                             |                      | 11-Apr-2005  | **17.55        | NA            | NA             | <971.04            |
|              |                             |                      |              |                |               |                | <0.25              |
| GES-210<br>S | 982.29                      | 4-14                 | 15-Apr-2005  | 7.28           | NA            | NA             | 975.01             |
|              |                             |                      | 11-Apr-2005  | 7.00           | NA            | NA             | 975.29             |
|              |                             |                      |              |                |               |                | 0.28               |
| GES-212<br>S | 987.59                      | 8-18                 | 15-Apr-2005  | 9.83           | NA            | NA             | 977.76             |
|              |                             |                      | 11-Apr-2005  | 9.67           | NA            | NA             | 977.92             |
|              |                             |                      |              |                |               |                | 0.16               |

**GROUNDWATER DRAWDOWN SUMMARY  
(APRIL 2005)**

Former Mobil Service Station #01-ECQ  
83-89 Elm Street  
Pittsfield, MA

| WELL ID.      | Top of PVC (well) Elevation | Screen Interval (ft) | Gauging Date | Depth to Water | Depth to NAPL | NAPL Thickness | GW Elevation (ft)   |
|---------------|-----------------------------|----------------------|--------------|----------------|---------------|----------------|---------------------|
| GES-213<br>S  | 989.17                      | 8-18                 | 15-Apr-2005  | 9.23           | NA            | NA             | 979.94              |
|               |                             |                      | 11-Apr-2005  | 9.11           | NA            | NA             | 980.06              |
|               |                             |                      |              |                |               |                | 0.12                |
| GES-219<br>I  | 981.58                      | 20-30                | 15-Apr-2005  | 10.96          | NA            | NA             | 970.62              |
|               |                             |                      | 11-Apr-2005  | 11.55          | NA            | NA             | 970.03              |
|               |                             |                      |              |                |               |                | drawdown<br>-0.59   |
| GES-220*<br>I | 988.60                      | 20-30                | 15-Apr-2005  | 16.42          | NA            | NA             | 972.18              |
|               |                             |                      | 11-Apr-2005  | 17.70          | NA            | NA             | 970.90              |
|               |                             |                      |              |                |               |                | drawdown<br>-1.28   |
| GES-221<br>I  | 987.28                      | 20-35                | 15-Apr-2005  | 16.48          | NA            | NA             | 970.80              |
|               |                             |                      | 11-Apr-2005  | 17.47          | NA            | NA             | 969.81              |
|               |                             |                      |              |                |               |                | drawdown<br>-0.99   |
| GES-222<br>I  | 986.73                      | 23.5-33.5            | 15-Apr-2005  | 16.03          | NA            | NA             | 970.70              |
|               |                             |                      | 11-Apr-2005  | 17.70          | NA            | NA             | 969.03              |
|               |                             |                      |              |                |               |                | drawdown<br>-1.67   |
| GES-224<br>I  | 989.48                      | 26-36                | 15-Apr-2005  | 18.03          | NA            | NA             | 971.45              |
|               |                             |                      | 11-Apr-2005  | 17.43          | NA            | NA             | 972.05              |
|               |                             |                      |              |                |               |                | 0.60                |
| GES-225<br>I  | 992.82                      | 20-35                | 15-Apr-2005  | 17.55          | NA            | NA             | 975.27              |
|               |                             |                      | 11-Apr-2005  | 17.24          | NA            | NA             | 975.58              |
|               |                             |                      |              |                |               |                | 0.31                |
| GES-227*<br>I | 990.42                      | 18-28                | 15-Apr-2005  | 18.63          | NA            | NA             | 971.79              |
|               |                             |                      | 11-Apr-2005  | 25.49          | 20.88         | 4.61           | 968.43              |
|               |                             |                      |              |                |               |                | drawdown<br>-3.36   |
| GES-229<br>I  | 990.80                      | 20-30                | 15-Apr-2005  | 19.82          | NA            | NA             | 970.98              |
|               |                             |                      | 11-Apr-2005  | DRY            | NA            | NA             | NA                  |
|               |                             |                      |              |                |               |                | drawdown<br>>-10.18 |
| GES-230*<br>I | 989.03                      | 25-35                | 15-Apr-2005  | 18.12          | NA            | NA             | 970.91              |
|               |                             |                      | 11-Apr-2005  | 28.55          | NA            | NA             | 960.48              |
|               |                             |                      |              |                |               |                | drawdown<br>-10.43  |
| GES-231*<br>I | 987.72                      | 19-29                | 15-Apr-2005  | 17.27          | NA            | NA             | 970.45              |
|               |                             |                      | 11-Apr-2005  | 21.55          | NA            | NA             | 966.17              |
|               |                             |                      |              |                |               |                | drawdown<br>-4.28   |
| GES-232*<br>I | 988.42                      | 20-30                | 15-Apr-2005  | 17.49          | NA            | NA             | 970.93              |
|               |                             |                      | 11-Apr-2005  | 23.95          | NA            | NA             | 964.47              |
|               |                             |                      |              |                |               |                | drawdown<br>-6.46   |
| GES-301S<br>S | 992.41                      | 7-17                 | 15-Apr-2005  | 10.60          | NA            | NA             | 981.81              |
|               |                             |                      | 11-Apr-2005  | 10.70          | NA            | NA             | 981.71              |
|               |                             |                      |              |                |               |                | drawdown<br>-0.10   |
| GES-301I<br>I | 992.40                      | 25-30                | 15-Apr-2005  | 18.89          | 18.22         | 0.67           | 974.02              |
|               |                             |                      | 11-Apr-2005  | 24.40          | 15.9          | 8.50           | 974.46              |
|               |                             |                      |              |                |               |                | 0.44                |
| GES-301D<br>D | 992.40                      | 55-65                | 15-Apr-2005  | 13.99          | NA            | NA             | 978.41              |
|               |                             |                      | 11-Apr-2005  | 14.70          | NA            | NA             | 977.70              |
|               |                             |                      |              |                |               |                | drawdown<br>-0.71   |

**GROUNDWATER DRAWDOWN SUMMARY  
(APRIL 2005)**

Former Mobil Service Station #01-ECQ  
83-89 Elm Street  
Pittsfield, MA

| WELL ID.      | Top of PVC (well) Elevation | Screen Interval (ft) | Gauging Date | Depth to Water | Depth to NAPL | NAPL Thickness | GW Elevation (ft) |
|---------------|-----------------------------|----------------------|--------------|----------------|---------------|----------------|-------------------|
| GES-302S<br>S | 990.40                      | 6-16                 | 15-Apr-2005  | 7.90           | NA            | NA             | 982.50            |
|               |                             |                      | 11-Apr-2005  | 8.20           | NA            | NA             | 982.20            |
|               |                             |                      |              |                |               | drawdown       | -0.30             |
| GES-302I<br>I | 990.39                      | 31-36                | 15-Apr-2005  | 13.68          | NA            | NA             | 976.71            |
|               |                             |                      | 11-Apr-2005  | 19.90          | NA            | NA             | 970.49            |
|               |                             |                      |              |                |               | drawdown       | -6.22             |
| GES-302D<br>D | 990.38                      | 55-65                | 15-Apr-2005  | 17.95          | NA            | NA             | 972.43            |
|               |                             |                      | 11-Apr-2005  | 13.91          | NA            | NA             | 976.47            |
|               |                             |                      |              |                |               |                | 4.04              |
| GES-304S<br>S | 989.01                      | 7-17                 | 15-Apr-2005  | 10.44          | NA            | NA             | 978.57            |
|               |                             |                      | 11-Apr-2005  | 10.18          | NA            | NA             | 978.83            |
|               |                             |                      |              |                |               |                | 0.26              |
| GES-304I<br>I | 988.98                      | 30-35                | 15-Apr-2005  | 14.44          | NA            | NA             | 974.54            |
|               |                             |                      | 11-Apr-2005  | 15.37          | NA            | NA             | 973.61            |
|               |                             |                      |              |                |               | drawdown       | -0.93             |
| GES-304D<br>D | 988.98                      | 45-55                | 15-Apr-2005  | 15.24          | NA            | NA             | 973.74            |
|               |                             |                      | 11-Apr-2005  | 16.00          | NA            | NA             | 972.98            |
|               |                             |                      |              |                |               | drawdown       | -0.76             |
| GES-305<br>I  | 990.95                      | 20-25                | 15-Apr-2005  | 10.90          | NA            | NA             | 980.05            |
|               |                             |                      | 11-Apr-2005  | 11.85          | NA            | NA             | 979.10            |
|               |                             |                      |              |                |               | drawdown       | -0.95             |
| GES-310<br>I  | 991.73                      | 24-29                | 15-Apr-2005  | 16.43          | NA            | NA             | 975.30            |
|               |                             |                      | 11-Apr-2005  | 15.98          | NA            | NA             | 975.75            |
|               |                             |                      |              |                |               | drawdown       | 0.45              |
| GES-311<br>I  | 990.15                      | 22.5-27.5            | 15-Apr-2005  | 16.66          | NA            | NA             | 973.49            |
|               |                             |                      | 11-Apr-2005  | 16.41          | NA            | NA             | 973.74            |
|               |                             |                      |              |                |               |                | 0.25              |
| GES-312<br>I  | 989.48                      | 26-31                | 15-Apr-2005  | 16.68          | NA            | NA             | 972.80            |
|               |                             |                      | 11-Apr-2005  | 16.99          | NA            | NA             | 972.49            |
|               |                             |                      |              |                |               | drawdown       | -0.31             |
| GES-314<br>I  | 989.12                      | 27-31.5              | 15-Apr-2005  | 15.96          | NA            | NA             | 973.16            |
|               |                             |                      | 11-Apr-2005  | 15.37          | NA            | NA             | 973.75            |
|               |                             |                      |              |                |               |                | 0.59              |
| GES-315<br>I  | 990.37                      | 25-30                | 15-Apr-2005  | 10.72          | NA            | NA             | 979.65            |
|               |                             |                      | 11-Apr-2005  | 10.95          | NA            | NA             | 979.42            |
|               |                             |                      |              |                |               | drawdown       | -0.23             |
| GES-318S<br>D | 992.71                      | 40-50                | 15-Apr-2005  | 17.02          | NA            | NA             | 975.69            |
|               |                             |                      | 11-Apr-2005  | 16.84          | NA            | NA             | 975.87            |
|               |                             |                      |              |                |               |                | 0.18              |
| GES-318D<br>D | 992.86                      | 60-70                | 15-Apr-2005  | 15.03          | NA            | NA             | 977.83            |
|               |                             |                      | 11-Apr-2005  | 15.30          | NA            | NA             | 977.56            |
|               |                             |                      |              |                |               | drawdown       | -0.27             |
| GES-319S<br>D | 992.32                      | 50-60                | 15-Apr-2005  | 13.67          | NA            | NA             | 978.65            |
|               |                             |                      | 11-Apr-2005  | 14.95          | NA            | NA             | 977.37            |
|               |                             |                      |              |                |               | drawdown       | -1.28             |

**GROUNDWATER DRAWDOWN SUMMARY  
(APRIL 2005)**

Former Mobil Service Station #01-ECQ  
83-89 Elm Street  
Pittsfield, MA

| WELL ID       | Top of PVC<br>(well)<br>Elevation | Screen Interval<br>(ft) | Gauging Date | Depth to Water | Depth to<br>NAPL | NAPL<br>Thickness | GW<br>Elevation<br>(ft) |
|---------------|-----------------------------------|-------------------------|--------------|----------------|------------------|-------------------|-------------------------|
| GES-319D<br>D | 992.31                            | 80-90                   | 15-Apr-2005  | 13.56          | NA               | NA                | 978.75                  |
|               |                                   |                         | 11-Apr-2005  | 13.70          | NA               | NA                | 978.61                  |
|               |                                   |                         |              |                |                  | drawdown          | -0.14                   |
| GES-320S<br>D | 993.11                            | 50-60                   | 15-Apr-2005  | 16.35          | NA               | NA                | 976.76                  |
|               |                                   |                         | 11-Apr-2005  | 16.06          | NA               | NA                | 977.05                  |
|               |                                   |                         |              |                |                  |                   | 0.29                    |
| GES-320D<br>D | 993.16                            | 80-90                   | 15-Apr-2005  | 14.83          | NA               | NA                | 978.33                  |
|               |                                   |                         | 11-Apr-2005  | 14.56          | NA               | NA                | 978.60                  |
|               |                                   |                         |              |                |                  |                   | 0.27                    |
| GES-322S<br>D | 986.36                            | 50-60                   | 15-Apr-2005  | 15.07          | NA               | NA                | 971.29                  |
|               |                                   |                         | 11-Apr-2005  | 7.50           | NA               | NA                | 978.86                  |
|               |                                   |                         |              |                |                  |                   | 7.57                    |
| GES-322D<br>D | 986.19                            | 80-90                   | 15-Apr-2005  | 7.64           | NA               | NA                | 978.55                  |
|               |                                   |                         | 11-Apr-2005  | 17.35          | NA               | NA                | 968.84                  |
|               |                                   |                         |              |                |                  | drawdown          | -9.71                   |
| GT-2<br>I     | 990.29                            | 25-29.5                 | 15-Apr-2005  | 17.74          | NA               | NA                | 972.55                  |
|               |                                   |                         | 11-Apr-2005  | 18.89          | NA               | NA                | 971.40                  |
|               |                                   |                         |              |                |                  | drawdown          | -1.15                   |
| GT-6<br>I     | 990.04                            | 25-29.8                 | 15-Apr-2005  | 16.46          | 16.30            | 0.16              | 973.70                  |
|               |                                   |                         | 11-Apr-2005  | 16.18          | 15.88            | 0.30              | 974.09                  |
|               |                                   |                         |              |                |                  |                   | 0.39                    |

**Notes:**

I = intermediate screened well

D = deep screened well

S = shallow screened well

\*\* = well blocked at this depth

\* = pumping well

NA = not applicable or not available

Wells were under static conditions on April 15, 2005, and pumping conditions on April 11, 2005.



TABLE 5B

**GROUNDWATER DRAWDOWN SUMMARY  
(SEPTEMBER 2005)**

Former Mobil Service Station #01-ECQ  
83-89 Elm Street  
Pittsfield, MA

| WELL ID.         | Top of PVC (well) Elevation | Screen Interval (ft) | Gauging Date | Depth to Water | Depth to NAPL | NAPL Thickness | GW Elevation (ft) |
|------------------|-----------------------------|----------------------|--------------|----------------|---------------|----------------|-------------------|
| ECS-1<br>S       | 992.50                      | 10-20                | 30-Sep-2005  | DRY            | NA            | NA             | NA                |
|                  |                             |                      | 26-Sep-2005  | DRY            | NA            | NA             | NA                |
|                  |                             |                      |              |                |               |                | NA                |
| ECS-7<br>S       | 991.71                      | 14-24                | 30-Sep-2005  | 19.76          | NA            | NA             | 971.95            |
|                  |                             |                      | 26-Sep-2005  | 19.94          | NA            | NA             | 971.77            |
|                  |                             |                      |              |                |               |                | drawdown          |
| ECS-14<br>S      | NA                          | 9-19                 | 30-Sep-2005  | 18.11          | NA            | NA             | NA                |
|                  |                             |                      | 26-Sep-2005  | 18.65          | NA            | NA             | NA                |
|                  |                             |                      |              |                |               |                | drawdown          |
| EXP-2<br>S       | 993.25                      | 9-19                 | 30-Sep-2005  | 18.85          | NA            | NA             | 974.40            |
|                  |                             |                      | 26-Sep-2005  | 18.87          | NA            | NA             | 974.38            |
|                  |                             |                      |              |                |               |                | drawdown          |
| EXP-5<br>S       | 992.49                      | 11-21                | 30-Sep-2005  | 20.71          | NA            | NA             | 971.78            |
|                  |                             |                      | 26-Sep-2005  | 19.81          | NA            | NA             | 972.68            |
|                  |                             |                      |              |                |               |                |                   |
| EXP-10R<br>I     | 990.21                      | 18-28                | 30-Sep-2005  | 19.03          | 19.22         | 0.75           | 971.75            |
|                  |                             |                      | 26-Sep-2005  | 19.40          | 18.99         | 1.61           | 972.03            |
|                  |                             |                      |              |                |               |                |                   |
| EXP-11<br>S      | 989.87                      | 8-13                 | 30-Sep-2005  | DRY            | NA            | NA             | NA                |
|                  |                             |                      | 26-Sep-2005  | 16.28          | NA            | NA             | 973.59            |
|                  |                             |                      |              |                |               |                |                   |
| EXP-17<br>I<br>P | 990.60                      | 25-35                | 30-Sep-2005  | 20.11          | NA            | NA             | 970.49            |
|                  |                             |                      | 26-Sep-2005  | 20.75          | NA            | NA             | 969.85            |
|                  |                             |                      |              |                |               |                | drawdown          |
| EXP-18<br>I      | 988.87                      | 20.5-27.5            | 30-Sep-2005  | DRY            | NA            | NA             | NA                |
|                  |                             |                      | 26-Sep-2005  | DRY            | NA            | NA             | NA                |
|                  |                             |                      |              |                |               |                |                   |
| EXP-20<br>I<br>P | 986.45                      | 24-39                | 30-Sep-2005  | 18.22          | NA            | NA             | 968.23            |
|                  |                             |                      | 26-Sep-2005  | 22.08          | NA            | NA             | 964.37            |
|                  |                             |                      |              |                |               |                | drawdown          |
| EXP-22<br>I<br>P | 988.44                      | 24-39                | 30-Sep-2005  | 18.98          | NA            | NA             | 969.46            |
|                  |                             |                      | 26-Sep-2005  | 17.60          | NA            | NA             | 970.84            |
|                  |                             |                      |              |                |               |                |                   |
| EXP-23<br>I<br>P | 988.55                      | 25-40                | 30-Sep-2005  | 20.00          | NA            | NA             | 968.55            |
|                  |                             |                      | 26-Sep-2005  | 26.10          | NA            | NA             | 962.45            |
|                  |                             |                      |              |                |               |                | drawdown          |
| EXP-24<br>I<br>P | 988.27                      | 25-40                | 30-Sep-2005  | 19.93          | NA            | NA             | 968.34            |
|                  |                             |                      | 26-Sep-2005  | 23.80          | NA            | NA             | 964.47            |
|                  |                             |                      |              |                |               |                | drawdown          |



TABLE 5B

**GROUNDWATER DRAWDOWN SUMMARY  
(SEPTEMBER 2005)**

Former Mobil Service Station #01-ECQ  
83-89 Elm Street  
Pittsfield, MA

| WELL ID.         | Top of PVC (well) Elevation | Screen Interval (ft) | Gauging Date | Depth to Water | Depth to NAPL | NAPL Thickness | CW Elevation (ft) |
|------------------|-----------------------------|----------------------|--------------|----------------|---------------|----------------|-------------------|
| EXP-25<br>I<br>P | 988.53                      | 25-40                | 30-Sep-2005  | 20.23          | NA            | NA             | 968.30            |
|                  |                             |                      | 26-Sep-2005  | 24.08          | NA            | NA             | 964.45            |
|                  |                             |                      |              |                |               | drawdown       | -3.85             |
| EXP-26<br>I<br>P | 988.58                      | 25-40                | 30-Sep-2005  | 20.27          | NA            | NA             | 968.31            |
|                  |                             |                      | 26-Sep-2005  | 23.40          | NA            | NA             | 965.18            |
|                  |                             |                      |              |                |               | drawdown       | -3.13             |
| EXP-27<br>I      | 988.57                      | 20-35                | 30-Sep-2005  | 20.30          | NA            | NA             | 968.27            |
|                  |                             |                      | 26-Sep-2005  | 23.70          | NA            | NA             | 964.87            |
|                  |                             |                      |              |                |               | drawdown       | -3.40             |
| EXP-28<br>I      | 989.11                      | 25-40                | 30-Sep-2005  | 20.80          | NA            | NA             | 968.31            |
|                  |                             |                      | 26-Sep-2005  | 24.85          | NA            | NA             | 964.26            |
|                  |                             |                      |              |                |               | drawdown       | -4.05             |
| EXP-29<br>I<br>P | 988.59                      | 23-35                | 30-Sep-2005  | 20.18          | NA            | 968.41         | 968.41            |
|                  |                             |                      | 26-Sep-2005  | 22.58          | NA            | 966.01         | 966.01            |
|                  |                             |                      |              |                |               | drawdown       | -2.40             |
| GES-7<br>S       | 992.10                      | 7-17                 | 30-Sep-2005  | DRY            | NA            | NA             | NA                |
|                  |                             |                      | 26-Sep-2005  | 16.70          | NA            | NA             | 975.40            |
|                  |                             |                      |              |                |               |                | >0.3              |
| GES-8<br>S       | 990.15                      | 7-17                 | 30-Sep-2005  | DRY            | NA            | NA             | NA                |
|                  |                             |                      | 26-Sep-2005  | DRY            | NA            | NA             | NA                |
|                  |                             |                      |              |                |               |                | NA                |
| GES-9<br>S       | 990.72                      | 7-17                 | 30-Sep-2005  | 16.61          | NA            | NA             | 974.11            |
|                  |                             |                      | 26-Sep-2005  | 16.63          | NA            | NA             | 974.09            |
|                  |                             |                      |              |                |               | drawdown       | -0.02             |
| GES-11<br>I      | 992.65                      | 10-30                | 30-Sep-2005  | 19.98          | NA            | NA             | 972.67            |
|                  |                             |                      | 26-Sep-2005  | 20.08          | NA            | NA             | 972.57            |
|                  |                             |                      |              |                |               | drawdown       | -0.10             |
| GES-12<br>I      | 992.38                      | 10-30                | 30-Sep-2005  | 19.49          | NA            | NA             | 972.89            |
|                  |                             |                      | 26-Sep-2005  | 19.60          | NA            | NA             | 972.78            |
|                  |                             |                      |              |                |               | drawdown       | -0.11             |
| GES-13<br>I      | 993.27                      | 10-30                | 30-Sep-2005  | 21.08          | NA            | NA             | 972.19            |
|                  |                             |                      | 26-Sep-2005  | 21.15          | NA            | NA             | 972.12            |
|                  |                             |                      |              |                |               | drawdown       | -0.07             |
| GES-14<br>S      | 993.22                      | 5-15                 | 30-Sep-2005  | 12.13          | NA            | NA             | 981.09            |
|                  |                             |                      | 26-Sep-2005  | 12.56          | NA            | NA             | 980.66            |
|                  |                             |                      |              |                |               | drawdown       | -0.43             |
| GES-15<br>S      | 993.08                      | 5-15                 | 30-Sep-2005  | 12.19          | NA            | NA             | 980.89            |
|                  |                             |                      | 26-Sep-2005  | DRY            | NA            | NA             | NA                |
|                  |                             |                      |              |                |               | drawdown       | >-2.81            |



TABLE 5B

**GROUNDWATER DRAWDOWN SUMMARY  
(SEPTEMBER 2005)**

Former Mobil Service Station #01-ECQ  
83-89 Elm Street  
Pittsfield, MA

| WELL ID.     | Top of PVC (well) Elevation | Screen Interval (ft) | Gauging Date | Depth to Water | Depth to NAPL | NAPL Thickness | GW Elevation (ft) |
|--------------|-----------------------------|----------------------|--------------|----------------|---------------|----------------|-------------------|
| GES-201<br>S | 990.06                      | 13-23                | 30-Sep-2005  | 18.47          | NA            | NA             | 971.59            |
|              |                             |                      | 26-Sep-2005  | 18.75          | NA            | NA             | 971.31            |
|              |                             |                      |              |                |               | drawdown       | -0.28             |
| GES-202<br>S | 990.11                      | 12-22                | 30-Sep-2005  | 19.31          | NA            | NA             | 970.80            |
|              |                             |                      | 26-Sep-2005  | 19.62          | NA            | NA             | 970.49            |
|              |                             |                      |              |                |               | drawdown       | -0.31             |
| GES-203<br>S | 989.84                      | 13-23                | 30-Sep-2005  | 18.31          | NA            | NA             | 971.53            |
|              |                             |                      | 26-Sep-2005  | 18.75          | NA            | NA             | 971.09            |
|              |                             |                      |              |                |               | drawdown       | -0.44             |
| GES-208<br>S | 993.47                      | 10-20                | 30-Sep-2005  | 20.02          | NA            | NA             | 973.45            |
|              |                             |                      | 26-Sep-2005  | 20.03          | NA            | NA             | 973.44            |
|              |                             |                      |              |                |               | drawdown       | -0.01             |
| GES-209<br>S | 989.31                      | 8-18                 | 30-Sep-2005  | DRY            | NA            | NA             | NA                |
|              |                             |                      | 26-Sep-2005  | DRY            | NA            | NA             | NA                |
|              |                             |                      |              |                |               |                | NA                |
| GES-210<br>S | 982.29                      | 4-14                 | 30-Sep-2005  | DRY            | NA            | NA             | NA                |
|              |                             |                      | 26-Sep-2005  | 13.31          | NA            | NA             | 968.98            |
|              |                             |                      |              |                |               |                | >0.69             |
| GES-211<br>S | 988.80                      | 8-18                 | 30-Sep-2005  | DRY            | NA            | NA             | NA                |
|              |                             |                      | 26-Sep-2005  | DRY            | NA            | NA             | NA                |
|              |                             |                      |              |                |               |                | NA                |
| GES-212<br>S | 987.59                      | 8-18                 | 30-Sep-2005  | 12.04          | NA            | NA             | 975.55            |
|              |                             |                      | 26-Sep-2005  | 13.30          | NA            | NA             | 974.29            |
|              |                             |                      |              |                |               | drawdown       | -1.26             |
| GES-213<br>S | 989.17                      | 8-18                 | 30-Sep-2005  | DRY            | NA            | NA             | NA                |
|              |                             |                      | 26-Sep-2005  | 14.48          | NA            | NA             | 974.69            |
|              |                             |                      |              |                |               |                | >3.52             |
| GES-214<br>S | 986.57                      | 8-18                 | 30-Sep-2005  | 17.18          | NA            | NA             | 969.39            |
|              |                             |                      | 26-Sep-2005  | 17.45          | NA            | NA             | 969.12            |
|              |                             |                      |              |                |               | drawdown       | -0.27             |
| GES-215<br>S | 986.60                      | 8-18                 | 30-Sep-2005  | 17.55          | NA            | NA             | 969.05            |
|              |                             |                      | 26-Sep-2005  | DRY            | NA            | NA             | NA                |
|              |                             |                      |              |                |               | drawdown       | >-0.45            |
| GES-216<br>I | 986.88                      | 18-28                | 30-Sep-2005  | 18.63          | NA            | NA             | 968.25            |
|              |                             |                      | 26-Sep-2005  | 21.22          | NA            | NA             | 965.66            |
|              |                             |                      |              |                |               | drawdown       | -2.59             |
| GES-219<br>I | 981.58                      | 20-30                | 30-Sep-2005  | 13.20          | NA            | NA             | 968.38            |
|              |                             |                      | 26-Sep-2005  | 13.35          | NA            | NA             | 968.23            |
|              |                             |                      |              |                |               | drawdown       | -0.15             |





TABLE 5B

**GROUNDWATER DRAWDOWN SUMMARY  
(SEPTEMBER 2005)**

Former Mobil Service Station #01-ECQ  
83-89 Elm Street  
Pittsfield, MA

| WELL ID.          | Top of PVC (well) Elevation | Screen Interval (ft) | Gauging Date | Depth to Water | Depth to NAPL | NAPL Thickness | GW Elevation (ft) |
|-------------------|-----------------------------|----------------------|--------------|----------------|---------------|----------------|-------------------|
| GES-220<br>I<br>P | 988.60                      | 20-30                | 30-Sep-2005  | 19.31          | NA            | NA             | 969.29            |
|                   |                             |                      | 26-Sep-2005  | 20.11          | NA            | NA             | 968.49            |
|                   |                             |                      |              |                |               |                | drawdown          |
| GES-221<br>I      | 987.28                      | 20-35                | 30-Sep-2005  | 18.89          | NA            | NA             | 968.39            |
|                   |                             |                      | 26-Sep-2005  | 19.29          | NA            | NA             | 967.99            |
|                   |                             |                      |              |                |               |                | drawdown          |
| GES-222<br>I      | 986.73                      | 23.5-33.5            | 30-Sep-2005  | 18.46          | NA            | NA             | 968.27            |
|                   |                             |                      | 26-Sep-2005  | 20.08          | NA            | NA             | 966.65            |
|                   |                             |                      |              |                |               |                | drawdown          |
| GES-224<br>I      | 989.48                      | 26-36                | 30-Sep-2005  | 20.40          | NA            | NA             | 969.08            |
|                   |                             |                      | 26-Sep-2005  | 19.16          | NA            | NA             | 970.32            |
|                   |                             |                      |              |                |               |                |                   |
| GES-225<br>I      | 992.82                      | 20-35                | 30-Sep-2005  | 22.15          | NA            | NA             | 970.67            |
|                   |                             |                      | 26-Sep-2005  | 22.20          | NA            | NA             | 970.62            |
|                   |                             |                      |              |                |               |                | drawdown          |
| GES-227<br>I<br>P | 990.42                      | 18-28                | 30-Sep-2005  | 19.73          | NA            | NA             | 970.69            |
|                   |                             |                      | 26-Sep-2005  | 24.80          | NA            | NA             | 965.62            |
|                   |                             |                      |              |                |               |                | drawdown          |
| GES-228<br>I      | 991.40                      | 25.5-35.5            | 30-Sep-2005  | 22.18          | 25.54         | -3.36          | 966.67            |
|                   |                             |                      | 26-Sep-2005  | 25.90          | 22.04         | 3.86           | 968.43            |
|                   |                             |                      |              |                |               |                |                   |
| GES-229<br>I      | 990.80                      | 20-30                | 30-Sep-2005  | 22.22          | NA            | NA             | 968.58            |
|                   |                             |                      | 26-Sep-2005  | 26.48          | NA            | NA             | 964.32            |
|                   |                             |                      |              |                |               |                | drawdown          |
| GES-230<br>I<br>P | 989.03                      | 25-35                | 30-Sep-2005  | 20.78          | NA            | NA             | 968.25            |
|                   |                             |                      | 26-Sep-2005  | 33.60          | NA            | NA             | 955.43            |
|                   |                             |                      |              |                |               |                | drawdown          |
| GES-231<br>I<br>P | 987.72                      | 19-29                | 30-Sep-2005  | 19.38          | NA            | NA             | 968.34            |
|                   |                             |                      | 26-Sep-2005  | 25.08          | NA            | NA             | 962.64            |
|                   |                             |                      |              |                |               |                | drawdown          |
| GES-232<br>I<br>P | 988.42                      | 20-30                | 30-Sep-2005  | 19.95          | NA            | NA             | 968.47            |
|                   |                             |                      | 26-Sep-2005  | 24.20          | NA            | NA             | 964.22            |
|                   |                             |                      |              |                |               |                | drawdown          |
| GES-301S<br>S     | 992.41                      | 7-17                 | 30-Sep-2005  | 12.92          | NA            | NA             | 979.49            |
|                   |                             |                      | 26-Sep-2005  | 13.51          | NA            | NA             | 978.90            |
|                   |                             |                      |              |                |               |                | drawdown          |
| GES-301I<br>I     | 992.40                      | 25-30                | 30-Sep-2005  | 25.27          | 20.18         | 0.75           | 967.70            |
|                   |                             |                      | 26-Sep-2005  | 25.00          | 20.47         | 1.61           | 968.62            |
|                   |                             |                      |              |                |               |                |                   |



TABLE 5B

**GROUNDWATER DRAWDOWN SUMMARY  
(SEPTEMBER 2005)**

Former Mobil Service Station #01-ECQ  
83-89 Elm Street  
Pittsfield, MA

| WELL ID       | Top of PVC (well) Elevation | Screen Interval (ft) | Gauging Date | Depth to Water | Depth to NAPL | NAPL Thickness | GW Elevation (ft) |
|---------------|-----------------------------|----------------------|--------------|----------------|---------------|----------------|-------------------|
| GES-301D<br>D | 992.40                      | 55-65                | 30-Sep-2005  | 17.94          | NA            | NA             | 974.46            |
|               |                             |                      | 26-Sep-2005  | 18.95          | NA            | NA             | 973.45            |
|               |                             |                      |              |                |               | drawdown       | -1.01             |
| GES-302S<br>S | 990.40                      | 6-16                 | 30-Sep-2005  | 15.00          | NA            | NA             | 975.40            |
|               |                             |                      | 26-Sep-2005  | 15.00          | NA            | NA             | 975.40            |
|               |                             |                      |              |                |               |                | 0.00              |
| GES-302I<br>I | 990.39                      | 31-36                | 30-Sep-2005  | 20.81          | NA            | NA             | 969.58            |
|               |                             |                      | 26-Sep-2005  | 21.69          | NA            | NA             | 968.70            |
|               |                             |                      |              |                |               | drawdown       | -0.88             |
| GES-302D<br>D | 990.38                      | 55-65                | 30-Sep-2005  | 17.30          | NA            | NA             | 973.08            |
|               |                             |                      | 26-Sep-2005  | 17.30          | NA            | NA             | 973.08            |
|               |                             |                      |              |                |               |                | 0.00              |
| GES-303<br>S  | 987.16                      | 14-19                | 30-Sep-2005  | DRY            | NA            | NA             | NA                |
|               |                             |                      | 26-Sep-2005  | 17.46          | NA            | NA             | 969.70            |
|               |                             |                      |              |                |               | drawdown       | >-1.54            |
| GES-304S<br>S | 989.01                      | 7-17                 | 30-Sep-2005  | DRY            | NA            | NA             | NA                |
|               |                             |                      | 26-Sep-2005  | DRY            | NA            | NA             | NA                |
|               |                             |                      |              |                |               |                | NA                |
| GES-304I<br>I | 988.98                      | 30-35                | 30-Sep-2005  | 17.93          | NA            | NA             | 971.05            |
|               |                             |                      | 26-Sep-2005  | 18.92          | NA            | NA             | 970.06            |
|               |                             |                      |              |                |               | drawdown       | -0.99             |
| GES-304D<br>D | 988.98                      | 45-55                | 30-Sep-2005  | 17.69          | NA            | NA             | 971.29            |
|               |                             |                      | 26-Sep-2005  | 18.71          | NA            | NA             | 970.27            |
|               |                             |                      |              |                |               | drawdown       | -1.02             |
| GES-305<br>S  | 990.95                      | 20-25                | 30-Sep-2005  | 18.78          | NA            | NA             | 972.17            |
|               |                             |                      | 26-Sep-2005  | 22.13          | NA            | NA             | 968.82            |
|               |                             |                      |              |                |               | drawdown       | -3.35             |
| GES-306<br>S  | 989.37                      | 15-25                | 30-Sep-2005  | 20.92          | NA            | NA             | 968.45            |
|               |                             |                      | 26-Sep-2005  | 20.87          | NA            | NA             | 968.50            |
|               |                             |                      |              |                |               |                | 0.05              |
| GES-307<br>S  | 988.89                      | 17-22                | 30-Sep-2005  | 15.95          | NA            | NA             | 972.94            |
|               |                             |                      | 26-Sep-2005  | 16.27          | NA            | NA             | 972.62            |
|               |                             |                      |              |                |               | drawdown       | -0.32             |
| GES-308<br>S  | 990.56                      | 17-22                | 30-Sep-2005  | 11.78          | NA            | NA             | 978.78            |
|               |                             |                      | 26-Sep-2005  | 16.40          | NA            | NA             | 974.16            |
|               |                             |                      |              |                |               | drawdown       | -4.62             |
| GES-310<br>I  | 991.73                      | 24-29                | 30-Sep-2005  | 19.84          | NA            | NA             | 971.89            |
|               |                             |                      | 26-Sep-2005  | 20.19          | NA            | NA             | 971.54            |
|               |                             |                      |              |                |               | drawdown       | -0.35             |



TABLE 5B

**GROUNDWATER DRAWDOWN SUMMARY  
(SEPTEMBER 2005)**

Former Mobil Service Station #01-ECQ  
83-89 Elm Street  
Pittsfield, MA

| WELL ID.      | Top of PVC (well) Elevation | Screen Interval (ft) | Gauging Date | Depth to Water | Depth to NAPL | NAPL Thickness | GW Elevation (ft) |
|---------------|-----------------------------|----------------------|--------------|----------------|---------------|----------------|-------------------|
| GES-311<br>I  | 990.15                      | 22.5-27.5            | 30-Sep-2005  | 19.73          | NA            | NA             | 970.42            |
|               |                             |                      | 26-Sep-2005  | 19.77          | NA            | NA             | 970.38            |
|               |                             |                      |              |                |               | drawdown       | -0.04             |
| GES-312<br>I  | 989.48                      | 26-31                | 30-Sep-2005  | 19.38          | NA            | NA             | 970.10            |
|               |                             |                      | 26-Sep-2005  | 19.79          | NA            | NA             | 969.69            |
|               |                             |                      |              |                |               | drawdown       | -0.41             |
| GES-314<br>I  | 989.12                      | 27-31.5              | 30-Sep-2005  | 19.94          | NA            | NA             | 969.18            |
|               |                             |                      | 26-Sep-2005  | 19.90          | NA            | NA             | 969.22            |
|               |                             |                      |              |                |               |                | 0.04              |
| GES-315<br>I  | 990.37                      | 25-30                | 30-Sep-2005  | 16.61          | NA            | NA             | 973.76            |
|               |                             |                      | 26-Sep-2005  | 17.20          | NA            | NA             | 973.17            |
|               |                             |                      |              |                |               | drawdown       | -0.59             |
| GES-316<br>I  | 989.24                      | 29-34                | 30-Sep-2005  | 17.08          | NA            | NA             | 972.16            |
|               |                             |                      | 26-Sep-2005  | 17.60          | NA            | NA             | 971.64            |
|               |                             |                      |              |                |               | drawdown       | -0.52             |
| GES-317<br>I  | 990.69                      | 30-35                | 30-Sep-2005  | 15.10          | NA            | NA             | 975.59            |
|               |                             |                      | 26-Sep-2005  | 15.48          | NA            | NA             | 975.21            |
|               |                             |                      |              |                |               | drawdown       | -0.38             |
| GES-318S<br>D | 992.71                      | 40-50                | 30-Sep-2005  | 20.50          | NA            | NA             | 972.21            |
|               |                             |                      | 26-Sep-2005  | 18.89          | NA            | NA             | 973.82            |
|               |                             |                      |              |                |               |                | 1.61              |
| GES-318D<br>D | 992.86                      | 60-70                | 30-Sep-2005  | 18.95          | NA            | NA             | 973.91            |
|               |                             |                      | 26-Sep-2005  | 19.50          | NA            | NA             | 973.36            |
|               |                             |                      |              |                |               | drawdown       | -0.55             |
| GES-319S<br>D | 992.32                      | 50-60                | 30-Sep-2005  | 17.54          | NA            | NA             | 974.78            |
|               |                             |                      | 26-Sep-2005  | 17.65          | NA            | NA             | 974.67            |
|               |                             |                      |              |                |               | drawdown       | -0.11             |
| GES-319D<br>D | 992.31                      | 80-90                | 30-Sep-2005  | 17.95          | NA            | NA             | 974.36            |
|               |                             |                      | 26-Sep-2005  | 18.16          | NA            | NA             | 974.15            |
|               |                             |                      |              |                |               | drawdown       | -0.21             |
| GES-320S<br>D | 993.11                      | 50-60                | 30-Sep-2005  | 19.83          | NA            | NA             | 973.28            |
|               |                             |                      | 26-Sep-2005  | 19.95          | NA            | NA             | 973.16            |
|               |                             |                      |              |                |               | drawdown       | -0.12             |
| GES-320D<br>D | 993.16                      | 80-90                | 30-Sep-2005  | 18.78          | NA            | NA             | 974.38            |
|               |                             |                      | 26-Sep-2005  | 18.70          | NA            | NA             | 974.46            |
|               |                             |                      |              |                |               |                | 0.08              |
| GES-321S<br>D | 988.20                      | 50-60                | 30-Sep-2005  | 18.93          | NA            | NA             | 969.27            |
|               |                             |                      | 26-Sep-2005  | 13.98          | NA            | NA             | 974.22            |
|               |                             |                      |              |                |               |                | 4.95              |



TABLE 5B

**GROUNDWATER DRAWDOWN SUMMARY  
(SEPTEMBER 2005)**

Former Mobil Service Station #01-ECQ  
83-89 Elm Street  
Pittsfield, MA

| WELL ID.      | Top of PVC (well) Elevation | Screen Interval (ft) | Gauging Date | Depth to Water | Depth to NAPL | NAPL Thickness | GW Elevation (ft) |
|---------------|-----------------------------|----------------------|--------------|----------------|---------------|----------------|-------------------|
| GES-321D<br>D | 988.44                      | 80-90                | 30-Sep-2005  | 13.67          | NA            | NA             | 974.77            |
|               |                             |                      | 26-Sep-2005  | 20.85          | NA            | NA             | 967.59            |
|               |                             |                      |              |                |               | drawdown       | -7.18             |
| GES-322S<br>D | 986.36                      | 50-60                | 30-Sep-2005  | 17.61          | NA            | NA             | 968.75            |
|               |                             |                      | 26-Sep-2005  | 19.04          | NA            | NA             | 967.32            |
|               |                             |                      |              |                |               | drawdown       | -1.43             |
| GES-322D<br>D | 986.19                      | 80-90                | 30-Sep-2005  | 11.40          | NA            | NA             | 974.79            |
|               |                             |                      | 26-Sep-2005  | 11.22          | NA            | NA             | 974.97            |
|               |                             |                      |              |                |               |                | 0.18              |
| GES-323<br>S  | NA                          | 10-20                | 30-Sep-2005  | 18.79          | NA            | NA             | NA                |
|               |                             |                      | 26-Sep-2005  | 18.80          | NA            | NA             | NA                |
|               |                             |                      |              |                |               |                | 0.01              |
| GT-1<br>S     | 992.80                      | 10-20                | 30-Sep-2005  | 15.87          | NA            | NA             | 976.93            |
|               |                             |                      | 26-Sep-2005  | 16.01          | NA            | NA             | 976.79            |
|               |                             |                      |              |                |               | drawdown       | -0.14             |
| GT-2<br>I     | 990.29                      | 25-29.5              | 30-Sep-2005  | 20.55          | NA            | NA             | 969.74            |
|               |                             |                      | 26-Sep-2005  | 20.68          | NA            | NA             | 969.61            |
|               |                             |                      |              |                |               | drawdown       | -0.13             |
| GT-6<br>I     | 990.04                      | 25-29.8              | 30-Sep-2005  | 19.51          | 19.60         | 0.16           | 970.65            |
|               |                             |                      | 26-Sep-2005  | 19.71          | 19.40         | 0.31           | 970.57            |
|               |                             |                      |              |                |               | drawdown       | -0.09             |
| GT-101<br>S   | 989.68                      | 10-25                | 30-Sep-2005  | 19.10          | NA            | NA             | 970.58            |
|               |                             |                      | 26-Sep-2005  | 19.40          | NA            | NA             | 970.28            |
|               |                             |                      |              |                |               | drawdown       | -0.30             |

**Notes:**

I = intermediate screened well

D = deep screened well

S = shallow screened well

P = active pumping well during the September 2005 gauging activities. It should be noted that the current active pumping wells are the following: EXP-17, EXP-20, EXP-22, EXP-21, EXP-23, EXP-24, EXP-25, EXP-26, EXP-29, GES-220, GES-222, GES-230, GES-231, and GES-232.

\*\* = well blocked at this depth

NA = not applicable or not available

Wells were under pumping conditions on September 26, 2005, and static conditions on September 30, 2005.

TABLE 6

**SUMMARY OF GROUNDWATER MONITORING DATA  
VOLATILE PETROLEUM HYDROCARBONS**

Former Mobil Service Station #01-ECQ  
83-89 Elm Street  
Pittsfield, MA

| Well ID/MP-EI (feet)          | Date of Sampling | Depth to Water (feet) | Depth to Product (feet) | NAPL Thickness (feet) | NAPL Recovered (gallons) | Groundwater Elevation (feet) | VPH Target Analytes |                                    |              |               |            |       | VPH Fractions |                  |                   |                  |       |  |
|-------------------------------|------------------|-----------------------|-------------------------|-----------------------|--------------------------|------------------------------|---------------------|------------------------------------|--------------|---------------|------------|-------|---------------|------------------|-------------------|------------------|-------|--|
|                               |                  |                       |                         |                       |                          |                              | Benzene             | Toluene                            | Ethylbenzene | Total Xylenes | Total BTEX | MTBE  | Naphthalene   | C5-C8 Aliphatics | C9-C12 Aliphatics | C9-C10 Aromatics |       |  |
|                               |                  | Units                 | feet                    | feet                  | feet                     | gallons                      | feet                | µg/L                               | µg/L         | µg/L          | µg/L       | µg/L  | µg/L          | µg/L             | µg/L              | µg/L             | µg/L  |  |
|                               |                  |                       |                         |                       |                          |                              |                     | <b>MCP Method 1 GW-2 Standard:</b> |              |               |            |       |               |                  |                   |                  |       |  |
|                               |                  |                       |                         |                       |                          |                              |                     | 2,000                              | 6,000        | 30,000        | 6,000      | -     | 50,000        | 6,000            | 1,000             | 1,000            | 5,000 |  |
|                               |                  |                       |                         |                       |                          |                              |                     | <b>MCP Method 1 GW-3 Standard:</b> |              |               |            |       |               |                  |                   |                  |       |  |
|                               |                  |                       |                         |                       |                          |                              |                     | 7,000                              | 50,000       | 4,000         | 50,000     | -     | 50,000        | 6,000            | 4,000             | 20,000           | 4,000 |  |
| ECS-4<br>NA<br><br>992.14     | 21 Apr 00        | 8.93                  | NA                      | NA                    | NA                       | NA                           | NA                  | 31.6                               | 216          | 40            | 385        | 673   | <5.0          | 83               | 750               | 1,920            | 1,270 |  |
|                               | 23 Aug 00        | 8.32                  | NA                      | NA                    | NA                       | NA                           | NA                  | <1.0                               | <5.0         | <5.0          | 22.7       | 22.7  | <5.0          | 54.6             | 200               | 190              | 400   |  |
|                               | 20 Nov 00        | 11.43                 | NA                      | NA                    | NA                       | NA                           | NA                  | <1.0                               | 6.3          | 23            | 65.7       | 95    | <5.0          | 30.2             | 640               | 550              | 630   |  |
|                               | 12 Jan 01        | 12.85                 | NA                      | NA                    | NA                       | NA                           | NA                  | <1.0                               | 8.5          | 47.5          | 131.3      | 187.3 | 7.8           | 14.1             | 700               | 420              | 630   |  |
|                               | 11 Jul 01        | 10.45                 | NA                      | NA                    | NA                       | NA                           | NA                  | <1.0                               | <5.0         | <5.0          | 22.7       | 22.7  | <5.0          | 36.8             | 350               | 170              | 150   |  |
|                               | 12 Oct 01        | 13.06                 | NA                      | NA                    | NA                       | NA                           | NA                  | <1.0                               | <5.0         | <5.0          | <15.0      | ND    | <5.0          | 13.5             | 160               | <100             | 100   |  |
|                               | 20 Aug 02        | 13.51                 | NA                      | NA                    | NA                       | 978.63                       | NS                  | NS                                 | NS           | NS            | NS         | NS    | NS            | NS               | NS                | NS               | NS    |  |
|                               | 11 Dec 02        | 9.54                  | NA                      | NA                    | NA                       | 982.60                       | <0.50               | <1.0                               | <1.0         | 13.9          | 13.9       | <1.0  | 14.2          | 72.2             | <50               | <50              | 71    |  |
|                               | 01 Dec 03        | 9.05                  | NA                      | NA                    | NA                       | 983.09                       | <2.0                | 9.9                                | 159          | 310.4         | 479.3      | <2.0  | 86.0          | 530              | <50               | <50              | 835   |  |
|                               | 24 Feb 04        | 16.05                 | NA                      | NA                    | NA                       | 976.09                       | <2.0                | <2.0                               | <2.0         | <4.0          | ND         | 2.0   | <3.0          | 219              | <50               | <50              |       |  |
| 14 Sep 04                     | NM               | NA                    | NA                      | NA                    | NA                       | <2.0                         | <2.0                | 92.3                               | 9.3          | 101.6         | <2.0       | 40.7  | 919           | 861              | 1,120             |                  |       |  |
| 23 Feb 05                     | 9.20             | NA                    | NA                      | NA                    | 982.94                   | <2.0                         | <2.0                | <2.0                               | 13.1         | 13.1          | <2.0       | 6.2   | 279           | <50              | 194               |                  |       |  |
| ECS-7<br>991.66<br><br>991.71 | 19 May 98        | 14.18                 | NA                      | NA                    | NA                       | 977.48                       | <25                 | <50                                | 372          | 270           | 642        | <25   | 129           | 310              | 1,730             | 770              |       |  |
|                               | 30 Nov 98        | 17.33                 | NA                      | NA                    | NA                       | 974.33                       | 7.2                 | <50                                | 249          | <50           | 256.2      | 1,220 | <50           | <250             | 690               | 690              |       |  |
|                               | 01 Apr 99        | 14.55                 | NA                      | NA                    | NA                       | 977.11                       | <5.0                | 38                                 | 735          | 1,492         | 2,265      | 27    | 104           | 790              | 1,120             | 2,060            |       |  |
|                               | 24 Aug 99        | 16.35                 | NA                      | NA                    | NA                       | 975.31                       | 2.9                 | 16.5                               | 561          | 378.6         | 959        | 96.3  | 60.5          | 560              | 900               | 1,190            |       |  |
|                               | 24 Nov 99        | 16.46                 | NA                      | NA                    | NA                       | 975.20                       | <5.0                | <25                                | 634          | 598           | 1,232      | 51    | 153           | <500             | 980               | 1,420            |       |  |
|                               | 21 Apr 00        | 14.44                 | NA                      | NA                    | NA                       | 977.22                       | <5.0                | 105                                | 691          | 1,218         | 2,014      | <25   | 185           | 770              | 2,920             | 2,310            |       |  |
|                               | 23 Aug 00        | 13.73                 | NA                      | NA                    | NA                       | 977.93                       | 1.5                 | 64                                 | 596          | 878           | 1,539.5    | <5.0  | 144           | <500             | 1,360             | 1,890            |       |  |
|                               | 20 Nov 00        | 15.47                 | NA                      | NA                    | NA                       | 976.19                       | 3.0                 | 19.1                               | 439          | 420.6         | 881.7      | 22.8  | 99.9          | 980              | 3,390             | 1,540            |       |  |
|                               | 11 Jul 01        | 14.40                 | NA                      | NA                    | NA                       | 977.26                       | <1.0                | 16.8                               | 180          | 355           | 551.8      | 6.8   | 45.4          | 350              | 880               | 610              |       |  |
|                               | 12 Oct 01        | 16.75                 | NA                      | NA                    | NA                       | 974.91                       | 1.9                 | <5.0                               | 126          | 7.7           | 135.6      | 11.4  | 7.4           | 300              | 260               | 530              |       |  |
|                               | 20 Aug 02        | 16.92                 | NA                      | NA                    | NA                       | 974.79                       | NS                  | NS                                 | NS           | NS            | NS         | NS    | NS            | NS               | NS                | NS               |       |  |
|                               | 29 May 03        | 18.30                 | NA                      | NA                    | NA                       | 973.41                       | <2.0                | <2.0                               | 15.3         | 15.2          | 30.5       | <2.0  | <3.0          | 117.0            | <50               | 82.2             |       |  |
|                               | 01 Dec 03        | 16.73                 | NA                      | NA                    | NA                       | 974.98                       | <2.0                | <2.0                               | 21.3         | 4.7           | 26         | <2.0  | <3.0          | <50              | <50               | 67.7             |       |  |
|                               | 25 Feb 04        | 20.08                 | NA                      | NA                    | NA                       | 971.63                       | <2.0                | <2.0                               | <2.0         | <4.0          | ND         | <2.0  | <3.0          | <50              | <50               | <50              |       |  |
| 14 Sep 04                     | NM               | NA                    | NA                      | NA                    | NA                       | <2.0                         | <2.0                | <2.0                               | <4.0         | ND            | <2.0       | <3.0  | <50           | <50              | <50               |                  |       |  |

TABLE 6

**SUMMARY OF GROUNDWATER MONITORING DATA  
VOLATILE PETROLEUM HYDROCARBONS**

Former Mobil Service Station #01-ECQ  
83-89 Elm Street  
Pittsfield, MA

| Well ID/MP EI (feet)          | Date of Sampling | Depth to Water (feet) | Depth to Product (feet) | NAPL Thickness (feet) | NAPL Recovered (gallons) | Groundwater Elevation (feet) | VPH Target Analytes |         |              |               |            |        | VPH Fractions |                  |                   |                  |
|-------------------------------|------------------|-----------------------|-------------------------|-----------------------|--------------------------|------------------------------|---------------------|---------|--------------|---------------|------------|--------|---------------|------------------|-------------------|------------------|
|                               |                  |                       |                         |                       |                          |                              | Benzene             | Toluene | Ethylbenzene | Total Xylenes | Total BTEX | MTBE   | Naphthalene   | C5-C8 Aliphatics | C9-C12 Aliphatics | C9-C10 Aromatics |
| Units                         | feet             | feet                  | feet                    | feet                  | gallons                  | feet                         | µg/L                | µg/L    | µg/L         | µg/L          | µg/L       | µg/L   | µg/L          | µg/L             | µg/L              | µg/L             |
| MCP Method 1 GW-2 Standard:   |                  |                       |                         |                       |                          |                              | 2,000               | 6,000   | 30,000       | 6,000         | -          | 50,000 | 6,000         | 1,000            | 1,000             | 5,000            |
| MCP Method 1 GW-3 Standard:   |                  |                       |                         |                       |                          |                              | 7,000               | 50,000  | 4,000        | 50,000        | -          | 50,000 | 6,000         | 4,000            | 20,000            | 4,000            |
| ECS-7                         | 22 Feb 05        | 16.78                 | NA                      | NA                    | NA                       | 974.93                       | <2.0                | <2.0    | 5.7          | <4.0          | 5.7        | <2.0   | <3.0          | <50              | <50               | <50              |
| ECS-14<br>NA                  | 01 Apr 99        | 8.90                  | NA                      | NA                    | NA                       | NA                           | <1.0                | <5.0    | 11.6         | 139.4         | 151        | <5.0   | 33.1          | <50              | 95                | 407              |
|                               | 24 Nov 99        | 8.92                  | NA                      | NA                    | NA                       | NA                           | <1.0                | <5.0    | <5.0         | <15           | ND         | <5.0   | <5.0          | <100             | <100              | <100             |
|                               | 21 Apr 00        | 6.70                  | NA                      | NA                    | NA                       | NA                           | <1.0                | <5.0    | 5.4          | 117.2         | 122.6      | <5.0   | 14            | <100             | 400               | 490              |
|                               | 11 Dec 02        | 7.39                  | NA                      | NA                    | NA                       | NA                           | <0.50               | 2.4     | <1.0         | 5.5           | 7.9        | <1.0   | <5.0          | <50              | <50               | <50              |
|                               | 01 Dec 03        | 7.65                  | NA                      | NA                    | NA                       | NA                           | <2.0                | <2.0    | <2.0         | <4.0          | ND         | <2.0   | <3.0          | <50              | <50               | <50              |
|                               | 13 Sep 04        | NM                    | NA                      | NA                    | NA                       | NA                           | <2.0                | <2.0    | <2.0         | <4.0          | ND         | <2.0   | <3.0          | <50              | <50               | <50              |
| ECS-15<br>989.86              | 21 Feb 05        | 8.47                  | NA                      | NA                    | NA                       | NA                           | <2.0                | <2.0    | <2.0         | <4.0          | ND         | <2.0   | <3.0          | <50              | <50               | <50              |
|                               | 21 Apr 00        | 10.16                 | NA                      | NA                    | NA                       | 979.70                       | <1.0                | 15      | 15.4         | 181.3         | 211.7      | <5.0   | 13.8          | 870              | 480               | 500              |
|                               | 20 Nov 00        | 11.36                 | NA                      | NA                    | NA                       | 978.50                       | <1.0                | <5.0    | <5.0         | <15           | ND         | <5.0   | <5.0          | 4,190            | <500              | <500             |
|                               | 11 Dec 02        | 10.73                 | NA                      | NA                    | NA                       | 979.13                       | 1.8                 | 37.9    | 19.4         | 106           | 165.1      | <1.0   | 8.0           | 457              | 52.7              | 134              |
|                               | 07 Feb 03        | 11.39                 | NA                      | NA                    | NA                       | 978.47                       | NS                  | NS      | NS           | NS            | NS         | NS     | NS            | NS               | NS                | NS               |
|                               | 28 Feb 03        | 11.17                 | NA                      | NA                    | NA                       | 978.69                       | NS                  | NS      | NS           | NS            | NS         | NS     | NS            | NS               | NS                | NS               |
|                               | 22 Apr 03        | 10.81                 | NA                      | NA                    | NA                       | 979.05                       | NS                  | NS      | NS           | NS            | NS         | NS     | NS            | NS               | NS                | NS               |
|                               | 23 Apr 03        | 11.35                 | NA                      | NA                    | NA                       | 978.51                       | NS                  | NS      | NS           | NS            | NS         | NS     | NS            | NS               | NS                | NS               |
| GES-7<br>997.78<br><br>992.10 | 30 May 03        | 13.95                 | NA                      | NA                    | NA                       | 975.91                       | NS                  | NS      | NS           | NS            | NS         | NS     | NS            | NS               | NS                | NS               |
|                               | 03 Dec 03        | 12.81                 | NA                      | NA                    | NA                       | 977.05                       | <2.0                | <2.0    | <2.0         | <2.0          | ND         | <2.0   | <3.0          | <50              | <50               | <50              |
|                               | 24 Nov 99        | 14.71                 | NA                      | NA                    | NA                       | 983.07                       | 1.2                 | 19      | 10           | 56.6          | 87.1       | <5.0   | 8.5           | 140              | <100              | 120              |
|                               | 21 Apr 00        | 12.78                 | NA                      | NA                    | NA                       | 985.00                       | <1.0                | <5.0    | <5.0         | 18.5          | 18.5       | <5.0   | 6.6           | <100             | <100              | <100             |
|                               | 23 Aug 00        | 10.31                 | NA                      | NA                    | NA                       | 987.47                       | <1.0                | <5.0    | <5.0         | <15           | ND         | <5.0   | <5.0          | <100             | <100              | <100             |
|                               | 20 Nov 00        | 12.70                 | NA                      | NA                    | NA                       | 985.08                       | <1.0                | <5.0    | <5.0         | <15           | ND         | <5.0   | <5.0          | <100             | <100              | <100             |
|                               | 12 Jan 01        | 14.05                 | NA                      | NA                    | NA                       | 978.05                       | <1.0                | <5.0    | <5.0         | <15           | ND         | <5.0   | <5.0          | <100             | <100              | 130              |
| GES-8<br>995.78               | 11 Jul 01        | 10.73                 | NA                      | NA                    | NA                       | 981.37                       | <1.0                | <5.0    | <5.0         | <15           | ND         | <5.0   | <5.0          | <100             | <100              | <100             |
|                               | 11 Dec 02        | 14.20                 | NA                      | NA                    | NA                       | 977.90                       | <0.50               | <1.0    | <1.0         | <1.0          | ND         | <1.0   | <5.0          | <50              | <50               | <50              |
|                               | 01 Dec 03        | 14.76                 | NA                      | NA                    | NA                       | 977.34                       | <2.0                | <2.0    | <2.0         | <2.0          | ND         | <2.0   | <3.0          | <50              | <50               | <50              |
| GES-8<br>995.78               | 24 Nov 99        | 12.03                 | NA                      | NA                    | NA                       | 983.75                       | <1.0                | <5.0    | <5.0         | <15           | ND         | <5.0   | <5.0          | <100             | <100              | <100             |
|                               | 21 Apr 00        | 9.83                  | NA                      | NA                    | NA                       | 985.95                       | <1.0                | 50.2    | 38.8         | 197.5         | 286.5      | <5.0   | 23.9          | <100             | 600               | 600              |

TABLE 6

**SUMMARY OF GROUNDWATER MONITORING DATA  
VOLATILE PETROLEUM HYDROCARBONS**

Former Mobil Service Station #01-ECQ  
83-89 Elm Street  
Pittsfield, MA

| Well ID/NP EI (feet)        | Date of Sampling | Depth to Water (feet) | Depth to Product (feet) | NAPL Thickness (feet) | NAPL Recovered (gallons) | Groundwater Elevation (feet) | VPH Target Analytes |         |              |               |            |        |             | VPH Fractions    |                   |                  |
|-----------------------------|------------------|-----------------------|-------------------------|-----------------------|--------------------------|------------------------------|---------------------|---------|--------------|---------------|------------|--------|-------------|------------------|-------------------|------------------|
|                             |                  |                       |                         |                       |                          |                              | Benzene             | Toluene | Ethylbenzene | Total Xylenes | Total BTEX | MTBE   | Naphthalene | C5-C8 Aliphatics | C9-C12 Aliphatics | C9-C10 Aromatics |
| Units                       | feet             | feet                  | feet                    | feet                  | gallons                  | feet                         | µg/L                | µg/L    | µg/L         | µg/L          | µg/L       | µg/L   | µg/L        | µg/L             | µg/L              | µg/L             |
| MCP Method 1 GW-2 Standard: |                  |                       |                         |                       |                          |                              | 2,000               | 6,000   | 30,000       | 6,000         | -          | 50,000 | 6,000       | 1,000            | 1,000             | 5,000            |
| MCP Method 1 GW-3 Standard: |                  |                       |                         |                       |                          |                              | 7,000               | 50,000  | 4,000        | 50,000        | -          | 50,000 | 6,000       | 4,000            | 20,000            | 4,000            |
| GES-8<br>(Cont.)<br>995.78  | 23 Aug 00        | 10.67                 | NA                      | NA                    | NA                       | 985.11                       | <1.0                | <5.0    | <5.0         | 18.3          | 18.3       | <5.0   | <5.0        | <100             | <100              | <100             |
|                             | 20 Nov 00        | 11.77                 | NA                      | NA                    | NA                       | 984.01                       | <1.0                | <5.0    | <5.0         | <15           | ND         | <5.0   | <5.0        | <100             | <100              | <100             |
|                             | 12 Jan 01        | 13.17                 | NA                      | NA                    | NA                       | 982.61                       | <1.0                | <5.0    | <5.0         | 73.6          | 73.6       | <5.0   | <5.0        | <100             | 310               | 510              |
|                             | 11 Jul 01        | 10.82                 | NA                      | NA                    | NA                       | 984.96                       | <1.0                | <5.0    | <5.0         | <15           | ND         | <5.0   | <5.0        | <100             | <100              | <100             |
|                             | 12 Oct 01        | 13.65                 | NA                      | NA                    | NA                       | 982.13                       | <1.0                | <5.0    | <5.0         | <15           | ND         | <5.0   | <5.0        | <100             | <100              | <100             |
|                             | 20 Aug 02        | 12.01                 | NA                      | NA                    | NA                       | 978.14                       | NS                  | NS      | NS           | NS            | NS         | NS     | NS          | NS               | NS                | NS               |
|                             | 11 Dec 02        | 10.05                 | NA                      | NA                    | NA                       | 980.10                       | <0.50               | <1.0    | <1.0         | <1.0          | ND         | <1.0   | <5.0        | <50              | <50               | <50              |
| 02 Dec 03                   | 14.52            | NA                    | NA                      | NA                    | 975.63                   | <2.0                         | <2.0                | <2.0    | <2.0         | ND            | <2.0       | <3.0   | <50         | <50              | <50               |                  |
| GES-9<br>996.38             | 24 Nov 99        | 14.91                 | NA                      | NA                    | NA                       | 981.47                       | <1.0                | <5.0    | <5.0         | <15           | ND         | <5.0   | 4.7         | <100             | <100              | <100             |
|                             | 21 Apr 00        | 13.36                 | NA                      | NA                    | NA                       | 983.02                       | <1.0                | <5.0    | <5.0         | 20.4          | 20.4       | <5.0   | <5.0        | <100             | <100              | <100             |
|                             | 23 Aug 00        | 12.23                 | NA                      | NA                    | NA                       | 984.15                       | <1.0                | <5.0    | <5.0         | <15           | ND         | <5.0   | <5.0        | <100             | <100              | <100             |
|                             | 20 Nov 00        | 14.11                 | NA                      | NA                    | NA                       | 982.27                       | <1.0                | <5.0    | <5.0         | <15           | ND         | <5.0   | <5.0        | <100             | <100              | <100             |
|                             | 12 Jan 01        | 14.83                 | NA                      | NA                    | NA                       | 981.55                       | <1.0                | <5.0    | <5.0         | 29.7          | 29.7       | <5.0   | 7.1         | <100             | 180               | 300              |
|                             | 20 Aug 02        | 14.57                 | NA                      | NA                    | NA                       | 976.15                       | NS                  | NS      | NS           | NS            | NS         | NS     | NS          | NS               | NS                | NS               |
|                             | 11 Dec 02        | 13.80                 | NA                      | NA                    | NA                       | 976.92                       | <0.50               | 1.1     | <1.0         | <1.0          | 1.1        | <1.0   | <5.0        | <50              | <50               | <50              |
| 02 Dec 03                   | 15.66            | NA                    | NA                      | NA                    | 975.06                   | <2.0                         | <2.0                | <2.0    | <2.0         | ND            | <2.0       | <3.0   | <50         | <50              | <50               |                  |
| GES-11<br>998.11            | 23 Aug 00        | 12.67                 | NA                      | NA                    | NA                       | 985.44                       | <5.0                | 54      | 346          | 2,100         | 2,500      | <25    | 143         | 1,940            | 2,560             | 3,390            |
|                             | 20 Nov 00        | 14.86                 | NA                      | NA                    | NA                       | 983.25                       | <5.0                | <25     | 496          | 1,348         | 1,844      | <25    | 187         | 3,510            | 3,640             | 2,930            |
|                             | 12 Jan 01        | 15.23                 | NA                      | NA                    | NA                       | 982.88                       | <1.0                | 7.8     | 255          | 526.4         | 789.2      | 12     | 82          | 1,850            | 1,050             | 1,370            |
|                             | 19 Jan 01        | 15.65                 | NA                      | NA                    | NA                       | 982.46                       | NS                  | NS      | NS           | NS            | NS         | NS     | NS          | NS               | NS                | NS               |
|                             | 11 Jul 01        | 14.46                 | NA                      | NA                    | NA                       | 983.65                       | <1.0                | 17      | 325          | 999           | 1,341      | <5.0   | 145         | 2,270            | 2,400             | 1,400            |
|                             | 12 Oct 01        | 17.23                 | NA                      | NA                    | NA                       | 980.88                       | <5.0                | <25     | 344          | 1,160         | 1,504      | <25    | 118         | 1,640            | 1,130             | 2,070            |
|                             | 20 Aug 02        | 17.82                 | NA                      | NA                    | NA                       | 974.83                       | NS                  | NS      | NS           | NS            | NS         | NS     | NS          | NS               | NS                | NS               |
|                             | 29 May 03        | 16.70                 | NA                      | NA                    | NA                       | 975.95                       | <2.0                | 8.9     | 226          | 1,013.2       | 1,248.1    | <2.0   | 123         | 1,870            | 574               | 1,780            |
|                             | 01 Dec 03        | 16.90                 | NA                      | NA                    | NA                       | 975.75                       | <2.0                | <2.0    | 62.4         | 165.2         | 227.6      | <2.0   | 47          | 813              | <50               | 564              |
|                             | 25 Feb 04        | 19.49                 | NA                      | NA                    | NA                       | 973.16                       | <2.0                | 4.0     | 170          | 956.4         | 1,130.4    | <2.0   | 229         | 2,420            | <50               | 2,420            |
| 14 Sep 04                   | NM               | NA                    | NA                      | NA                    | NA                       | <2.0                         | <2.0                | 121     | 447.2        | 568.2         | <2.0       | 101    | 1,450       | 1,200            | 1,200             |                  |

TABLE 6

**SUMMARY OF GROUNDWATER MONITORING DATA  
VOLATILE PETROLEUM HYDROCARBONS**

Former Mobil Service Station #01-ECQ  
83-89 Elm Street  
Pittsfield, MA

| Well ID/NP EI (feet) | Date of Sampling | Depth to Water (feet) | Depth to Product (feet) | NAPL Thickness (feet) | NAPL Recovered (gallons) | Groundwater Elevation (feet) | VPH Target Analytes                |         |              |               |            |        | VPH Fractions |                  |                   |                  |
|----------------------|------------------|-----------------------|-------------------------|-----------------------|--------------------------|------------------------------|------------------------------------|---------|--------------|---------------|------------|--------|---------------|------------------|-------------------|------------------|
|                      |                  |                       |                         |                       |                          |                              | Benzene                            | Toluene | Ethylbenzene | Total Xylenes | Total BTEX | MTBE   | Naphthalene   | C5-C8 Aliphatics | C9-C12 Aliphatics | C9-C10 Aromatics |
|                      |                  | Units feet            | feet                    | feet                  | gallons                  | feet                         | µg/L                               | µg/L    | µg/L         | µg/L          | µg/L       | µg/L   | µg/L          | µg/L             | µg/L              | µg/L             |
|                      |                  |                       |                         |                       |                          |                              | <b>MCP Method 1 GW-2 Standard:</b> |         |              |               |            |        |               |                  |                   |                  |
|                      |                  |                       |                         |                       |                          |                              | 2,000                              | 6,000   | 30,000       | 6,000         | -          | 50,000 | 6,000         | 1,000            | 1,000             | 5,000            |
|                      |                  |                       |                         |                       |                          |                              | <b>MCP Method 1 GW-3 Standard:</b> |         |              |               |            |        |               |                  |                   |                  |
|                      |                  |                       |                         |                       |                          |                              | 7,000                              | 50,000  | 4,000        | 50,000        | -          | 50,000 | 6,000         | 4,000            | 20,000            | 4,000            |
| GES-11<br>(Cont.)    | 23 Feb 05        | 16.10                 | NA                      | NA                    | NA                       | 976.55                       | <2.0                               | <2.0    | 118          | 404.1         | 522.1      | <2.0   | 68.9          | 1,280            | 233               | 1,330            |
|                      | 10 Aug 05        | 19.20                 | NA                      | NA                    | NA                       | 973.45                       | <2.0                               | <2.0    | 14.1         | 2.5           | 16.6       | <2.0   | 7.6           | 424              | <50               | <50              |
| GES-12<br>997.85     | 23 Aug 00        | 12.47                 | NA                      | NA                    | NA                       | 985.38                       | <5.0                               | 2,740   | 2,030        | 10,120        | 14,890     | <25    | 490           | 22,700           | 14,400            | 12,800           |
|                      | 20 Nov 00        | 14.34                 | NA                      | NA                    | NA                       | 983.51                       | 104                                | 3,810   | 2,010        | 8,740         | 14,664     | <50    | 416           | 17,200           | 19,200            | 7,800            |
| 992.38               | 12 Jan 01        | 14.70                 | NA                      | NA                    | NA                       | 983.15                       | 108                                | 2,640   | 1,960        | 9,380         | 14,088     | <100   | 530           | 9,700            | 11,300            | 13,300           |
|                      | 19 Jan 01        | 15.04                 | NA                      | NA                    | NA                       | 982.81                       | NS                                 | NS      | NS           | NS            | NS         | NS     | NS            | NS               | NS                | NS               |
|                      | 11 Jul 01        | 13.90                 | NA                      | NA                    | NA                       | 983.95                       | 48                                 | 3,360   | 2,570        | 12,410        | 18,388     | <100   | 670           | 14,800           | 22,400            | 10,900           |
|                      | 12 Oct 01        | 16.66                 | NA                      | NA                    | NA                       | 981.19                       | 99                                 | 1,790   | 1,790        | 8,280         | 11,959     | <100   | 430           | 12,700           | 8,000             | 8,200            |
|                      | 20 Aug 02        | 17.26                 | NA                      | NA                    | NA                       | 975.12                       | NS                                 | NS      | NS           | NS            | NS         | NS     | NS            | NS               | NS                | NS               |
|                      | 11 Dec 02        | 14.43                 | NA                      | NA                    | NA                       | 977.95                       | 84.5                               | 955     | 1,480        | 7,300         | 9,819.5    | <2.0   | 448           | 8,650            | 7,180             | 9,800            |
|                      | 29 May 03        | 16.40                 | NA                      | NA                    | NA                       | 975.98                       | <10                                | 333     | 1,470        | 6,310         | 8,113      | <10    | 549           | 15,600           | 4,480             | 11,300           |
|                      | 02 Dec 03        | 14.64                 | NA                      | NA                    | NA                       | 977.74                       | <2.0                               | 54.1    | 410          | 3,716         | 4,180.1    | <2.0   | 423           | 4,610            | <50               | 18,300           |
|                      | 25 Feb 04        | 18.81                 | NA                      | NA                    | NA                       | 973.57                       | <10                                | 53.1    | 1,090        | 5,047         | 6,190.1    | <10    | 959           | 38,700           | <250              | 126,000          |
|                      | 14 Sep 04        | NM                    | NA                      | NA                    | NA                       | NA                           | <10                                | 293.0   | 1,280        | 4,958         | 6,531.0    | 543    | 566           | 86,400           | 41,000            | 28,800           |
| GES-13<br>998.72     | 23 Feb 05        | 15.87                 | NA                      | NA                    | NA                       | 976.51                       | 14.6                               | 125.0   | 612          | 4,110         | 4,861.6    | <10    | 343           | 12,900           | 4,720             | 13,200           |
|                      | 10 Aug 05        | 18.42                 | NA                      | NA                    | NA                       | 973.96                       | 18.3                               | 48.8    | 52.2         | 47.7          | 167.0      | <2.0   | 32.6          | 498              | <50               | 248              |
| 993.27               | 23 Aug 00        | 12.22                 | NA                      | NA                    | NA                       | 986.50                       | <1.0                               | <5.0    | <5.0         | <15           | ND         | <5.0   | <5.0          | <100             | <100              | <100             |
|                      | 20 Nov 00        | 15.63                 | NA                      | NA                    | NA                       | 983.09                       | <1.0                               | <5.0    | <5.0         | <15           | ND         | <5.0   | <5.0          | <100             | <100              | <100             |
|                      | 12 Jan 01        | 16.09                 | NA                      | NA                    | NA                       | 982.63                       | <1.0                               | <5.0    | <5.0         | <15           | ND         | <5.0   | <5.0          | <100             | <100              | <100             |
|                      | 19 Jan 01        | 16.65                 | NA                      | NA                    | NA                       | 982.07                       | NS                                 | NS      | NS           | NS            | NS         | NS     | NS            | NS               | NS                | NS               |
|                      | 11 Jul 01        | 15.42                 | NA                      | NA                    | NA                       | 983.30                       | <1.0                               | <5.0    | <5.0         | <15           | ND         | <5.0   | <5.0          | <100             | <100              | <100             |
|                      | 12 Oct 01        | 18.22                 | NA                      | NA                    | NA                       | 980.50                       | <1.0                               | <5.0    | 5.0          | 23            | 28         | <5.0   | <5.0          | <100             | <100              | <100             |
|                      | 20 Aug 02        | 18.72                 | NA                      | NA                    | NA                       | 974.55                       | NS                                 | NS      | NS           | NS            | NS         | NS     | NS            | NS               | NS                | NS               |
| GES-14<br>998.65     | 11 Dec 02        | 15.12                 | NA                      | NA                    | NA                       | 978.15                       | <0.50                              | <1.0    | <1.0         | 3.3           | 3.3        | <1.0   | <5.0          | <50              | <50               | <50              |
|                      | 01 Dec 03        | 13.51                 | NA                      | NA                    | NA                       | 979.76                       | <2.0                               | <2.0    | <2.0         | <2.0          | ND         | <2.0   | <3.0          | <50              | <50               | <50              |
| 998.65               | 12 Jan 01        | NS                    | NA                      | NA                    | NA                       | NA                           | <1.0                               | <5.0    | <5.0         | <15           | ND         | <5.0   | <5.0          | <100             | <100              | <100             |
|                      | 19 Jan 01        | 7.20                  | NA                      | NA                    | NA                       | 991.45                       | NS                                 | NS      | NS           | NS            | NS         | NS     | NS            | NS               | NS                | NS               |



TABLE 6

**SUMMARY OF GROUNDWATER MONITORING DATA  
VOLATILE PETROLEUM HYDROCARBONS**

Former Mobil Service Station #01-ECQ  
83-89 Elm Street  
Pittsfield, MA

| Well ID/MP EI (feet) | Date of Sampling | Depth to Water (feet) | Depth to Product (feet) | NAPL Thickness (feet) | NAPL Recovered (gallons) | Groundwater Elevation (feet) | VPH Target Analytes                |         |              |               |            |      | VPH Fractions |                  |                   |                  |      |        |       |       |        |       |
|----------------------|------------------|-----------------------|-------------------------|-----------------------|--------------------------|------------------------------|------------------------------------|---------|--------------|---------------|------------|------|---------------|------------------|-------------------|------------------|------|--------|-------|-------|--------|-------|
|                      |                  |                       |                         |                       |                          |                              | Benzene                            | Toluene | Ethylbenzene | Total Xylenes | Total BTEX | MTBE | Naphthalene   | C5-C8 Aliphatics | C9-C12 Aliphatics | C9-C10 Aromatics |      |        |       |       |        |       |
|                      |                  | Units                 | feet                    | feet                  | feet                     | gallons                      | feet                               | µg/L    | µg/L         | µg/L          | µg/L       | µg/L | µg/L          | µg/L             | µg/L              | µg/L             | µg/L |        |       |       |        |       |
|                      |                  |                       |                         |                       |                          |                              | <b>MCP Method 1 GW-2 Standard:</b> |         |              |               |            |      | 2,000         | 6,000            | 30,000            | 6,000            | -    | 50,000 | 6,000 | 1,000 | 1,000  | 5,000 |
|                      |                  |                       |                         |                       |                          |                              | <b>MCP Method 1 GW-3 Standard:</b> |         |              |               |            |      | 7,000         | 50,000           | 4,000             | 50,000           | -    | 50,000 | 6,000 | 4,000 | 20,000 | 4,000 |
| GES-14               | 20 Aug 02        | 13.39                 | NA                      | NA                    | NA                       | 979.83                       | NS                                 | NS      | NS           | NS            | NS         | NS   | NS            | NS               | NS                | NS               | NS   | NS     | NS    |       |        |       |
| (Cont.)              | 30 May 03        | NS                    | NA                      | NA                    | NA                       | NA                           | <2.0                               | <2.0    | <2.0         | <4.0          | ND         | <2.0 | <3.0          | <50              | <50               | <50              | <50  | <50    | <50   |       |        |       |
| 993.22               | 02 Dec 03        | 3.81                  | NA                      | NA                    | NA                       | 989.41                       | <2.0                               | <2.0    | <2.0         | <2.0          | ND         | <2.0 | <3.0          | <50              | <50               | <50              | <50  | <50    | <50   |       |        |       |
| GES-15               | 12 Jan 01        | NS                    | NA                      | NA                    | NA                       | NA                           | <1.0                               | <5.0    | <5.0         | <15           | ND         | <5.0 | <5.0          | <100             | <100              | <100             | <100 | <100   | <100  |       |        |       |
| 998.52               | 19 Jan 01        | 6.07                  | NA                      | NA                    | NA                       | 992.45                       | NS                                 | NS      | NS           | NS            | NS         | NS   | NS            | NS               | NS                | NS               | NS   | NS     | NS    |       |        |       |
| 993.08               | 20 Aug 02        | DRY                   | NA                      | NA                    | NA                       | NA                           | NS                                 | NS      | NS           | NS            | NS         | NS   | NS            | NS               | NS                | NS               | NS   | NS     | NS    |       |        |       |
|                      | 30 May 03        | NS                    | NA                      | NA                    | NA                       | NA                           | <2.0                               | <2.0    | <2.0         | <4.0          | ND         | <2.0 | <3.0          | <50              | <50               | <50              | <50  | <50    | <50   |       |        |       |
|                      | 02 Dec 03        | DRY                   | NA                      | NA                    | NA                       | NA                           | NS                                 | NS      | NS           | NS            | NS         | NS   | NS            | NS               | NS                | NS               | NS   | NS     | NS    |       |        |       |
| GES-16               | 12 Jan 01        | NS                    | NA                      | NA                    | NA                       | NA                           | <1.0                               | <5.0    | <5.0         | <15           | ND         | <5.0 | <5.0          | <100             | <100              | <100             | <100 | <100   | <100  |       |        |       |
|                      | 19 Jan 01        | 16.06                 | NA                      | NA                    | NA                       | 982.80                       | NS                                 | NS      | NS           | NS            | NS         | NS   | NS            | NS               | NS                | NS               | NS   | NS     | NS    |       |        |       |
|                      | 11 Jul 01        | 14.52                 | NA                      | NA                    | NA                       | 984.34                       | <1.0                               | <5.0    | <5.0         | <15           | ND         | <5.0 | <5.0          | <100             | <100              | <100             | <100 | <100   | <100  |       |        |       |
| 998.86               | 12 Oct 01        | 17.97                 | NA                      | NA                    | NA                       | 980.89                       | <1.0                               | 9.0     | <5.0         | <15           | 9.0        | <5.0 | <5.0          | <100             | <100              | <100             | <100 | <100   | <100  |       |        |       |
|                      | 20 Aug 02        | 18.57                 | NA                      | NA                    | NA                       | 974.85                       | NS                                 | NS      | NS           | NS            | NS         | NS   | NS            | NS               | NS                | NS               | NS   | NS     | NS    |       |        |       |
| 993.42               | 30 May 03        | NA                    | NA                      | NA                    | NA                       | NA                           | <2.0                               | <2.0    | <2.0         | <4.0          | ND         | <2.0 | <3.0          | <50              | <50               | <50              | <50  | <50    | <50   |       |        |       |
|                      | 02 Dec 03        | DRY                   | NA                      | NA                    | NA                       | NA                           | <2.0                               | <2.0    | <2.0         | <2.0          | ND         | <2.0 | <3.0          | <50              | <50               | <50              | <50  | <50    | <50   |       |        |       |
| GT-101               | 09 Aug 94        | NS                    | NA                      | NA                    | NA                       | NA                           | 0.4                                | ND      | ND           | ND            | 0.4        | 11   | NS            | NS               | NS                | NS               | NS   | NS     | NS    |       |        |       |
| 989.72               | 07 Dec 94        | 16.38                 | NA                      | NA                    | NA                       | 973.34                       | ND                                 | ND      | ND           | ND            | ND         | 23   | NS            | NS               | NS                | NS               | NS   | NS     | NS    |       |        |       |
|                      | 07 Apr 95        | 15.27                 | NA                      | NA                    | NA                       | 974.45                       | ND                                 | ND      | ND           | 1             | 1          | 11   | NS            | NS               | NS                | NS               | NS   | NS     | NS    |       |        |       |
|                      | 03 Aug 95        | 15.01                 | NA                      | NA                    | NA                       | 974.71                       | 0.4                                | 0.3     | ND           | ND            | 0.7        | 15   | NS            | NS               | NS                | NS               | NS   | NS     | NS    |       |        |       |
|                      | 14 Nov 95        | 16.98                 | NA                      | NA                    | NA                       | 972.74                       | ND                                 | ND      | ND           | ND            | ND         | ND   | NS            | NS               | NS                | NS               | NS   | NS     | NS    |       |        |       |
| 989.68               | 20 Aug 02        | 19.11                 | NA                      | NA                    | NA                       | 970.57                       | NS                                 | NS      | NS           | NS            | NS         | NS   | NS            | NS               | NS                | NS               | NS   | NS     | NS    |       |        |       |
|                      | 11 Dec 02        | 18.20                 | NA                      | NA                    | NA                       | 971.48                       | <0.50                              | <1.0    | <1.0         | <1.0          | ND         | 65.5 | <5.0          | <50              | <50               | <50              | <50  | <50    | <50   |       |        |       |
|                      | 29 May 03        | 21.35                 | NA                      | NA                    | NA                       | 968.33                       | <2.0                               | <2.0    | <2.0         | <4.0          | ND         | 123  | <3.0          | <50              | <50               | <50              | <50  | <50    | <50   |       |        |       |
|                      | 03 Dec 03        | 18.40                 | NA                      | NA                    | NA                       | 971.28                       | <2.0                               | <2.0    | <2.0         | <2.0          | ND         | <2.0 | <3.0          | <50              | <50               | <50              | <50  | <50    | <50   |       |        |       |
|                      | 24 Feb 04        | 19.93                 | NA                      | NA                    | NA                       | 969.75                       | <2.0                               | <2.0    | <2.0         | <4.0          | ND         | <2.0 | <3.0          | <50              | <50               | <50              | <50  | <50    | <50   |       |        |       |
|                      | 13 Sep 04        | NM                    | NA                      | NA                    | NA                       | NA                           | <2.0                               | <2.0    | <2.0         | <4.0          | ND         | <2.0 | <3.0          | <50              | <50               | <50              | <50  | <50    | <50   |       |        |       |
|                      | 22 Feb 05        | 18.12                 | NA                      | NA                    | NA                       | 971.56                       | <2.0                               | <2.0    | <2.0         | <4.0          | ND         | <2.0 | <3.0          | <50              | <50               | <50              | <50  | <50    | <50   |       |        |       |

TABLE 6

**SUMMARY OF GROUNDWATER MONITORING DATA  
VOLATILE PETROLEUM HYDROCARBONS**

Former Mobil Service Station #01-ECQ  
83-89 Elm Street  
Pittsfield, MA

| Well ID/MP El (feet)          | Date of Sampling | Depth to Water (feet) | Depth to Product (feet) | NAPL Thickness (feet) | NAPL Recovered (gallons) | Groundwater Elevation (feet) | VPH Target Analytes |         |              |               |            |        | VPH Fractions |                  |                   |                  |
|-------------------------------|------------------|-----------------------|-------------------------|-----------------------|--------------------------|------------------------------|---------------------|---------|--------------|---------------|------------|--------|---------------|------------------|-------------------|------------------|
|                               |                  |                       |                         |                       |                          |                              | Benzene             | Toluene | Ethylbenzene | Total Xylenes | Total BTEX | MTBE   | Naphthalene   | C5-C8 Aliphatics | C9-C12 Aliphatics | C9-C10 Aromatics |
| Units                         | feet             | feet                  | feet                    | feet                  | gallons                  | feet                         | µg/L                | µg/L    | µg/L         | µg/L          | µg/L       | µg/L   | µg/L          | µg/L             | µg/L              | µg/L             |
| MCP Method 1 GW-2 Standard:   |                  |                       |                         |                       |                          |                              | 2,000               | 6,000   | 30,000       | 6,000         | -          | 50,000 | 6,000         | 1,000            | 1,000             | 5,000            |
| MCP Method 1 GW-3 Standard:   |                  |                       |                         |                       |                          |                              | 7,000               | 50,000  | 4,000        | 50,000        | -          | 50,000 | 6,000         | 4,000            | 20,000            | 4,000            |
| GT-101                        | 10 Aug 05        | 18.85                 | NA                      | NA                    | NA                       | 970.83                       | <2.0                | <2.0    | <2.0         | <2.0          | ND         | <2.0   | <3.0          | <50              | <50               | <50              |
| GT-102<br>990.03              | 09 Aug 94        | NS                    | NA                      | NA                    | NA                       | NA                           | ND                  | ND      | ND           | ND            | ND         | ND     | NS            | NS               | NS                | NS               |
|                               | 07 Dec 94        | 15.37                 | NA                      | NA                    | NA                       | 974.66                       | ND                  | ND      | ND           | ND            | ND         | 5      | NS            | NS               | NS                | NS               |
|                               | 07 Apr 95        | 14.85                 | NA                      | NA                    | NA                       | 975.18                       | NS                  | NS      | NS           | NS            | NS         | NS     | NS            | NS               | NS                | NS               |
|                               | 03 Aug 95        | 16.55                 | NA                      | NA                    | NA                       | 973.48                       | ND                  | ND      | ND           | ND            | ND         | ND     | NS            | NS               | NS                | NS               |
|                               | 14 Nov 95        | 14.76                 | NA                      | NA                    | NA                       | 975.27                       | NS                  | NS      | NS           | NS            | NS         | NS     | NS            | NS               | NS                | NS               |
|                               | 23 Aug 00        | 14.03                 | NA                      | NA                    | NA                       | 976.00                       | <1.0                | <5.0    | <5.0         | 32.9          | 32.9       | <5.0   | <5.0          | <100             | <100              | <100             |
|                               | 12 Jan 01        | 15.48                 | NA                      | NA                    | NA                       | 974.55                       | <1.0                | <5.0    | <5.0         | 11            | 11         | <5.0   | <5.0          | <100             | <100              | <100             |
|                               | 11 Jul 01        | 14.47                 | NA                      | NA                    | NA                       | 975.56                       | <1.0                | <5.0    | <5.0         | <10           | ND         | <5.0   | <5.0          | <100             | <100              | <100             |
|                               | 12 Oct 01        | 16.43                 | NA                      | NA                    | NA                       | 973.60                       | <1.0                | <5.0    | <5.0         | <15           | ND         | <5.0   | <5.0          | <100             | <100              | <100             |
|                               | 20 Aug 02        | 16.43                 | NA                      | NA                    | NA                       | 973.72                       | NS                  | NS      | NS           | NS            | NS         | NS     | NS            | NS               | NS                | NS               |
| 11 Dec 02                     | 15.50            | NA                    | NA                      | NA                    | 974.65                   | <0.50                        | <1.0                | <1.0    | <1.0         | ND            | <1.0       | <5.0   | <50           | <50              | <50               |                  |
| 02 Dec 03                     | 16.87            | NA                    | NA                      | NA                    | 973.28                   | <2.0                         | <2.0                | <2.0    | <2.0         | ND            | <2.0       | <3.0   | <50           | <50              | <50               |                  |
| GT-1<br>(Cont.)<br><br>992.80 | 24 Aug 99        | 11.00                 | NA                      | NA                    | NA                       | NA                           | <1.0                | <5.0    | <5.0         | <15           | ND         | <5.0   | <5.0          | <100             | <100              | <100             |
|                               | 23 Aug 00        | 7.23                  | NA                      | NA                    | NA                       | NA                           | <1.0                | <5.0    | 6.1          | 105.3         | 111.4      | <5.0   | 18.2          | <100             | 590               | 860              |
|                               | 12 Jan 01        | 11.09                 | NA                      | NA                    | NA                       | NA                           | <1.0                | <5.0    | 7.0          | 40            | 47.0       | <5.0   | <5.0          | <100             | <100              | <100             |
|                               | 11 Jul 01        | 9.13                  | NA                      | NA                    | NA                       | NA                           | <1.0                | <5.0    | <5.0         | <15           | ND         | <5.0   | <5.0          | <100             | <100              | <100             |
|                               | 12 Oct 01        | 10.64                 | NA                      | NA                    | NA                       | NA                           | <1.0                | <5.0    | <5.0         | <15           | ND         | <5.0   | <5.0          | <100             | <100              | <100             |
|                               | 20 Aug 02        | 12.17                 | NA                      | NA                    | NA                       | 980.63                       | NS                  | NS      | NS           | NS            | NS         | NS     | NS            | NS               | NS                | NS               |
|                               | 11 Dec 02        | 7.95                  | NA                      | NA                    | NA                       | 984.85                       | <0.50               | <1.0    | <1.0         | <1.0          | ND         | <1.0   | <5.0          | <50              | <50               | <50              |
|                               | 30 May 03        | 9.90                  | NA                      | NA                    | NA                       | 982.90                       | <2.0                | <2.0    | <2.0         | <4.0          | ND         | <2.0   | <3.0          | <50              | <50               | <50              |
|                               | 01 Dec 03        | 7.01                  | NA                      | NA                    | NA                       | 985.79                       | <2.0                | <2.0    | <2.0         | <2.0          | ND         | <2.0   | <3.0          | <50              | <50               | <50              |
|                               | 27 Feb 04        | 16.16                 | NA                      | NA                    | NA                       | 976.64                       | NS                  | NS      | NS           | NS            | NS         | NS     | NS            | NS               | NS                | NS               |
| 09 Aug 05                     | 11.15            | NA                    | NA                      | NA                    | 981.65                   | NS                           | NS                  | NS      | NS           | NS            | NS         | NS     | NS            | NS               | NS                |                  |
| GT-2<br>990.50                | 19 May 98        | 15.01                 | NA                      | NA                    | NA                       | 975.49                       | 3,180               | 7,460   | 310          | 12,440        | 23,390     | <250   | 770           | 15,300           | 20,500            | 6,400            |
|                               | 30 Nov 98        | 16.98                 | NA                      | NA                    | NA                       | 973.52                       | 5,520               | 12,900  | 1,140        | 10,570        | 30,130     | <250   | <500          | 14,100           | 15,100            | 7,300            |
|                               | 01 Apr 99        | 14.70                 | NA                      | NA                    | NA                       | 975.80                       | 3,580               | 8,270   | 510          | 8,330         | 20,690     | <130   | 340           | 16,900           | 5,000             | 7,800            |

TABLE 6

**SUMMARY OF GROUNDWATER MONITORING DATA  
VOLATILE PETROLEUM HYDROCARBONS**

Former Mobil Service Station #01-ECQ  
83-89 Elm Street  
Pittsfield, MA

| Well ID/MP El (feet)        | Date of Sampling | Depth to Water (feet) | Depth to Product (feet) | NAPL Thickness (feet) | NAPL Recovered (gallons) | Groundwater Elevation (feet) | VPH Target Analytes |         |              |               |            |        | VPH Fractions |                  |                   |                  |    |
|-----------------------------|------------------|-----------------------|-------------------------|-----------------------|--------------------------|------------------------------|---------------------|---------|--------------|---------------|------------|--------|---------------|------------------|-------------------|------------------|----|
|                             |                  |                       |                         |                       |                          |                              | Benzene             | Toluene | Ethylbenzene | Total Xylenes | Total BTEX | MTBE   | Naphthalene   | C5-C8 Aliphatics | C9-C12 Aliphatics | C9-C10 Aromatics |    |
| Units                       | feet             | feet                  | feet                    | gallons               | feet                     | µg/L                         | µg/L                | µg/L    | µg/L         | µg/L          | µg/L       | µg/L   | µg/L          | µg/L             | µg/L              | µg/L             |    |
| MCP Method 1 GW-2 Standard: |                  |                       |                         |                       |                          |                              | 2,000               | 6,000   | 30,000       | 6,000         | -          | 50,000 | 6,000         | 1,000            | 1,000             | 5,000            |    |
| MCP Method 1 GW-3 Standard: |                  |                       |                         |                       |                          |                              | 7,000               | 50,000  | 4,000        | 50,000        | -          | 50,000 | 6,000         | 4,000            | 20,000            | 4,000            |    |
| GT-2<br>(Cont.)             | 24 Aug 99        | 17.09                 | NA                      | NA                    | NA                       | 973.41                       | 2,960               | 6,650   | 530          | 7,550         | 17,690     | <100   | 300           | 14,200           | 4,300             | 5,600            |    |
|                             | 24 Nov 99        | 16.26                 | NA                      | NA                    | NA                       | 974.24                       | 2,650               | 5,660   | 310          | 6,000         | 14,620     | <100   | 260           | 10,600           | 4,300             | 3,700            |    |
| 990.50                      | 21 Apr 00        | 15.03                 | NA                      | NA                    | NA                       | 975.47                       | 2,710               | 5,060   | 280          | 6,750         | 14,800     | <100   | 370           | 10,600           | 8,000             | 4,800            |    |
|                             | 23 Aug 00        | 14.49                 | NA                      | NA                    | NA                       | 976.01                       | 3,060               | 6,030   | 730          | 7,300         | 17,120     | <100   | 350           | 11,700           | 6,300             | 5,600            |    |
|                             | 12 Jan 01        | 15.84                 | NA                      | NA                    | NA                       | 974.66                       | 2,640               | 5,270   | 499          | 6,430         | 14,839     | <50    | 312           | 10,600           | 6,700             | 5,400            |    |
|                             | 11 Jul 01        | 15.03                 | NA                      | NA                    | NA                       | 975.47                       | 1,290               | 3,070   | 332          | 5,040         | 9,732      | <50    | 174           | 7,200            | 9,800             | 5,600            |    |
|                             | 12 Oct 01        | 16.73                 | NA                      | NA                    | NA                       | 973.77                       | 2,510               | 6,050   | 1,080        | 7,660         | 17,300     | <50    | 339           | 11,100           | 6,600             | 6,200            |    |
|                             | 20 Aug 02        | 16.23                 | 16.22                   | 0.01                  | NA                       | 974.07                       | NS                  | NS      | NS           | NS            | NS         | NS     | NS            | NS               | NS                | NS               | NS |
|                             | 29 May 03        | 20.90                 | NA                      | NA                    | NA                       | 969.39                       | 1,560               | 2,950   | 320          | 5,210         | 10,040     | <10    | 152           | 8,620            | 2,160             | 5,550            |    |
|                             | 03 Dec 03        | 18.96                 | NA                      | NA                    | NA                       | 971.33                       | 1,200               | 1,660   | 1,360        | 8,160         | 12,380     | <10    | 610           | 67,300           | <250              | 24,800           |    |
|                             | 25 Feb 04        | 21.60                 | NA                      | NA                    | NA                       | 968.69                       | 1,180               | 2,280   | 881          | 4,680         | 9,021      | <10    | 424           | 275,000          | <250              | 11,600           |    |
|                             | 13 Sep 04        | NM                    | NA                      | NA                    | NA                       | NA                           | 925                 | 1,130   | 618          | 3,111         | 5,784      | <10    | 252           | 8,700            | 5,600             | 4,140            |    |
| 22 Feb 05                   | 20.05            | NA                    | NA                      | NA                    | 970.24                   | 716                          | 1,380               | 518     | 2,808        | 5,422         | <4.0       | 194    | 8,400         | 1,290            | 3,230             |                  |    |
| GT-4<br>993.09              | 30 Nov 98        | 17.50                 | NA                      | NA                    | NA                       | 975.59                       | 298                 | 170     | 369          | 3,500         | 4,337      | 1,020  | 500           | 1,630            | 15,400            | 11,800           |    |
|                             | 01 Apr 99        | 13.54                 | NA                      | NA                    | NA                       | 979.55                       | 269                 | 33      | 126          | 1,519         | 1,947      | 1,690  | 468           | <250             | 3,700             | 8,910            |    |
|                             | 24 Aug 99        | 16.97                 | NA                      | NA                    | NA                       | 976.12                       | 309                 | 76      | 160          | 1,953         | 2,498      | 1,540  | -             | <500             | 4,860             | 8,850            |    |
|                             | 24 Nov 99        | 15.55                 | NA                      | NA                    | NA                       | 977.54                       | 588                 | 63      | 174          | 1,998         | 2,823      | 2,230  | 874           | <500             | 6,530             | 8,600            |    |
|                             | 21 Apr 00        | 12.17                 | NA                      | NA                    | NA                       | 980.92                       | 308                 | 36      | 100          | 1,335         | 1,779      | 533    | 390           | <500             | 8,620             | 6,900            |    |
|                             | 23 Aug 00        | 11.32                 | NA                      | NA                    | NA                       | 981.77                       | 166                 | 79      | 307          | 2,026         | 2,578      | 66     | 476           | <500             | 5,620             | 7,160            |    |
|                             | 09 Aug 05        | DESTROYED             |                         |                       |                          |                              |                     |         |              |               |            |        |               |                  |                   |                  |    |
| GT-5<br>990.15              | 21 Apr 00        | 13.22                 | 13.05                   | 0.17                  | 0.02                     | NA                           | NS                  | NS      | NS           | NS            | NS         | NS     | NS            | NS               | NS                | NS               |    |
|                             | 23 Aug 00        | 12.67                 | NA                      | NA                    | NA                       | NA                           | NS                  | NS      | NS           | NS            | NS         | NS     | NS            | NS               | NS                | NS               |    |
| NA<br>990.15                | 11 Jul 01        | 12.52                 | NA                      | NA                    | NA                       | NA                           | 21                  | 1,230   | 875          | 9,730         | 11,856     | 133    | 431           | 4,700            | 23,400            | 13,200           |    |
|                             | 12 Oct 01        | 15.59                 | NA                      | NA                    | NA                       | NA                           | NS                  | NS      | NS           | NS            | NS         | NS     | NS            | NS               | NS                | NS               |    |
|                             | 20 Aug 02        | 15.58                 | 15.57                   | 0.01                  | NA                       | 974.58                       | NS                  | NS      | NS           | NS            | NS         | NS     | NS            | NS               | NS                | NS               |    |
| GT-5                        | 11 Dec 02        | 13.85                 | NA                      | NA                    | NA                       | 976.30                       | 12.9                | 519     | 945          | 15,400        | 16,876.9   | 15.1   | 847           | 11,900           | 11,300            | 17,400           |    |
|                             | 29 May 03        | 17.20                 | NA                      | NA                    | NA                       | 972.95                       | <10                 | 56.7    | 173          | 5,720         | 5,949.7    | <10    | 365           | 3,680            | 2,750             | 14,500           |    |

TABLE 6

**SUMMARY OF GROUNDWATER MONITORING DATA  
VOLATILE PETROLEUM HYDROCARBONS**

Former Mobil Service Station #01-ECQ  
83-89 Elm Street  
Pittsfield, MA

| Well ID/MP EI (feet)        | Date of Sampling | Depth to Water (feet) | Depth to Product (feet) | NAPL Thickness (feet) | NAPL Recovered (gallons) | Groundwater Elevation (feet) | VPH Target Analytes |         |              |               |            |        | VPH Fractions |                  |                   |                  |
|-----------------------------|------------------|-----------------------|-------------------------|-----------------------|--------------------------|------------------------------|---------------------|---------|--------------|---------------|------------|--------|---------------|------------------|-------------------|------------------|
|                             |                  |                       |                         |                       |                          |                              | Benzene             | Toluene | Ethylbenzene | Total Xylenes | Total BTEX | MTBE   | Naphthalene   | C5-C8 Aliphatics | C9-C12 Aliphatics | C9-C10 Aromatics |
| Units                       |                  | feet                  | feet                    | feet                  | gallons                  | feet                         | µg/L                | µg/L    | µg/L         | µg/L          | µg/L       | µg/L   | µg/L          | µg/L             | µg/L              | µg/L             |
| MCP Method 1 GW-2 Standard: |                  |                       |                         |                       |                          |                              | 2,000               | 6,000   | 30,000       | 6,000         | -          | 50,000 | 6,000         | 1,000            | 1,000             | 5,000            |
| MCP Method 1 GW-3 Standard: |                  |                       |                         |                       |                          |                              | 7,000               | 50,000  | 4,000        | 50,000        | -          | 50,000 | 6,000         | 4,000            | 20,000            | 4,000            |
| GT-5                        | 24 Feb 04        | 18.43                 | NA                      | NA                    | NA                       | 971.72                       | <10                 | 27.2    | 194          | 3,577         | 3,798.2    | 18.3   | 414           | 9,400            | <250              | 23,700           |
| GT-6<br>990.27              | 18 Oct 96        | 14.86                 | 14.82                   | 0.04                  | NA                       | 975.44                       | NS                  | NS      | NS           | NS            | NS         | NS     | NS            | NS               | NS                | NS               |
|                             | 25 Nov 96        | 14.91                 | 14.87                   | 0.04                  | NA                       | 975.39                       | NS                  | NS      | NS           | NS            | NS         | NS     | NS            | NS               | NS                | NS               |
|                             | 19 Dec 96        | 13.49                 | 13.45                   | 0.04                  | NA                       | 976.81                       | NS                  | NS      | NS           | NS            | NS         | NS     | NS            | NS               | NS                | NS               |
|                             | 31 Jan 97        | 14.34                 | 14.31                   | 0.03                  | NA                       | 975.95                       | NS                  | NS      | NS           | NS            | NS         | NS     | NS            | NS               | NS                | NS               |
|                             | 06 Mar 97        | 13.81                 | NS                      | NS                    | NA                       | NS                           | NS                  | NS      | NS           | NS            | NS         | NS     | NS            | NS               | NS                | NS               |
|                             | 01 Apr 99        | 14.14                 | NS                      | NS                    | NA                       | NS                           | 1,220               | 5,010   | 560          | 8,160         | 14,950     | 230    | 410           | 6,400            | 5,100             | 10,200           |
|                             | 24 Nov 99        | 15.69                 | NA                      | 0.00                  | NA                       | 974.58                       | 2,420               | 9,080   | 2,190        | 11,610        | 25,300     | 1,270  | 770           | 12,400           | 6,800             | 8,200            |
|                             | 28 Jan 00        | 15.99                 | 15.97                   | 0.02                  | 0.00                     | 974.30                       | NS                  | NS      | NS           | NS            | NS         | NS     | NS            | NS               | NS                | NS               |
|                             | 21 Apr 00        | 13.43                 | 13.28                   | 0.15                  | NA                       | 976.95                       | NS                  | NS      | NS           | NS            | NS         | NS     | NS            | NS               | NS                | NS               |
|                             | 23 Aug 00        | 13.89                 | 13.86                   | 0.03                  | 0.00                     | 976.40                       | NS                  | NS      | NS           | NS            | NS         | NS     | NS            | NS               | NS                | NS               |
|                             | 20 Nov 00        | 14.98                 | 14.95                   | 0.03                  | 0.00                     | 975.31                       | NS                  | NS      | NS           | NS            | NS         | NS     | NS            | NS               | NS                | NS               |
|                             | 29 Jan 01        | 16.02                 | 15.59                   | 0.43                  | 0.25                     | 974.58                       | NS                  | NS      | NS           | NS            | NS         | NS     | NS            | NS               | NS                | NS               |
|                             | 11 Jul 01        | 14.30                 | 14.27                   | 0.03                  | NA                       | 975.84                       | NS                  | NS      | NS           | NS            | NS         | NS     | NS            | NS               | NS                | NS               |
|                             | 12 Oct 01        | 16.23                 | 16.22                   | 0.01                  | NA                       | 973.90                       | NS                  | NS      | NS           | NS            | NS         | NS     | NS            | NS               | NS                | NS               |
|                             | 20 Aug 02        | 16.42                 | 16.41                   | 0.01                  | NA                       | 973.71                       | NS                  | NS      | NS           | NS            | NS         | NS     | NS            | NS               | NS                | NS               |
| 29 May 03                   | 19.10            | 19.00                 | 0.10                    | NA                    | 971.10                   | NS                           | NS                  | NS      | NS           | NS            | NS         | NS     | NS            | NS               | NS                |                  |
| 02 Dec 03                   | 17.20            | NA                    | NA                      | NA                    | 972.92                   | 901                          | 11,300              | 10,200  | 46,500       | 68,901        | <100       | 4,560  | 120,000       | <2500            | 135,000           |                  |
| 27 Feb 04                   | NA               | 20.44                 | 0.02                    | NA                    | NA                       | NS                           | NS                  | NS      | NS           | NS            | NS         | NS     | NS            | NS               | NS                |                  |
| GT-7<br>989.85              | 19 May 98        | 14.08                 | NA                      | NA                    | NA                       | 975.77                       | <25                 | <50     | <25          | 536           | 536        | <25    | 188           | <250             | 500               | <250             |
|                             | 30 Nov 98        | 16.23                 | NA                      | NA                    | NA                       | 973.62                       | 6.3                 | <10     | <5           | 22            | 28.6       | <5     | 94            | <50              | 195               | 138              |
|                             | 01 Apr 99        | 13.80                 | NA                      | NA                    | NA                       | 976.05                       | 2.6                 | 37      | 49           | 667           | 756.2      | <5.0   | 118           | 434              | 1,210             | 1,980            |
|                             | 24 Aug 99        | 16.35                 | NA                      | NA                    | NA                       | 973.50                       | 8.2                 | <5.0    | <5.0         | 14            | 22.2       | <5.0   | 108           | <100             | <100              | 110              |
|                             | 24 Nov 99        | 15.24                 | NA                      | NA                    | NA                       | 974.61                       | 7.6                 | 15      | 60           | 156.4         | 239.5      | <5.0   | 123           | 230              | 280               | 380              |
|                             | 21 Apr 00        | 13.73                 | NA                      | NA                    | NA                       | 976.12                       | 5.9                 | 10.5    | 31.8         | 176.1         | 224.3      | <5.0   | 75.7          | 410              | 400               | 380              |
|                             | 23 Aug 00        | 13.10                 | NA                      | NA                    | NA                       | 976.75                       | 6.1                 | 12.4    | 25.1         | 160.6         | 204.2      | <5.0   | 93.8          | 280              | 280               | 440              |
| 12 Jan 01                   | 14.72            | NA                    | NA                      | NA                    | 975.13                   | 3.8                          | <5.0                | 7.8     | <15          | 11.6          | <5.0       | 12.5   | <100          | <100             | <100              |                  |

TABLE 6

**SUMMARY OF GROUNDWATER MONITORING DATA  
VOLATILE PETROLEUM HYDROCARBONS**

Former Mobil Service Station #01-ECQ

83-89 Elm Street

Pittsfield, MA

| Well ID/MP E1 (feet)      | Date of Sampling | Depth to Water (feet) | Depth to Product (feet) | NAPL Thickness (feet) | NAPL Recovered (gallons) | Groundwater Elevation (feet) | VPH Target Analytes                |               |               |               |            |               | VPH Fractions                      |                  |                   |                  |      |
|---------------------------|------------------|-----------------------|-------------------------|-----------------------|--------------------------|------------------------------|------------------------------------|---------------|---------------|---------------|------------|---------------|------------------------------------|------------------|-------------------|------------------|------|
|                           |                  |                       |                         |                       |                          |                              | Benzene                            | Toluene       | Ethylbenzene  | Total Xylenes | Total BTEX | MTBE          | Naphthalene                        | C5-C8 Aliphatics | C9-C12 Aliphatics | C9-C10 Aromatics |      |
|                           |                  | Units                 | feet                    | feet                  | feet                     | gallons                      | feet                               | µg/L          | µg/L          | µg/L          | µg/L       | µg/L          | µg/L                               | µg/L             | µg/L              | µg/L             | µg/L |
|                           |                  |                       |                         |                       |                          |                              | <b>MCP Method 1 GW-2 Standard:</b> |               |               |               |            |               | <b>MCP Method 1 GW-3 Standard:</b> |                  |                   |                  |      |
|                           |                  |                       |                         |                       |                          |                              | <b>2,000</b>                       | <b>6,000</b>  | <b>30,000</b> | <b>6,000</b>  | <b>-</b>   | <b>50,000</b> | <b>6,000</b>                       | <b>1,000</b>     | <b>1,000</b>      | <b>5,000</b>     |      |
|                           |                  |                       |                         |                       |                          |                              | <b>7,000</b>                       | <b>50,000</b> | <b>4,000</b>  | <b>50,000</b> | <b>-</b>   | <b>50,000</b> | <b>6,000</b>                       | <b>4,000</b>     | <b>20,000</b>     | <b>4,000</b>     |      |
| GT-7<br>(Cont.)<br>989.76 | 11 Jul 01        | 13.82                 | NA                      | NA                    | NA                       | 976.03                       | 5.6                                | <5.0          | 19.3          | 43.1          | 68.0       | <5.0          | 63.3                               | <100             | 260               | 250              |      |
|                           | 12 Oct 01        | 15.75                 | NA                      | NA                    | NA                       | 974.10                       | 7.6                                | <5.0          | <5.0          | <15           | 7.6        | <5.0          | <5.0                               | <100             | <100              | <100             |      |
|                           | 20 Aug 02        | 13.23                 | NA                      | NA                    | NA                       | 976.53                       | NS                                 | NS            | NS            | NS            | NS         | NS            | NS                                 | NS               | NS                | NS               |      |
|                           | 11 Dec 02        | 14.82                 | NA                      | NA                    | NA                       | 974.94                       | 4.1                                | 7.5           | 50.6          | 179.0         | 241.2      | <1.0          | 34.7                               | 211              | 117               | 319              |      |
|                           | 29 May 03        | 19.20                 | NA                      | NA                    | NA                       | 970.56                       | <2.0                               | <2.0          | <2.0          | 2.1           | 2.1        | <2.0          | <3.0                               | <50              | <50               | <50              |      |
|                           | 02 Dec 03        | 17.31                 | NA                      | NA                    | NA                       | 972.45                       | <2.0                               | <2.0          | <2.0          | <2.0          | ND         | <2.0          | <3.0                               | <50              | <50               | <50              |      |
| RW-101<br>989.99          | 24 Feb 04        | 20.33                 | NA                      | NA                    | NA                       | 969.66                       | <2.0                               | <2.0          | <2.0          | 5.9           | 5.9        | <2.0          | <3.0                               | <50              | <50               | <50              |      |
| RW-2<br>NA<br><br>991.49  | 28 Jan 00        | 17.50                 | 16.05                   | 1.45                  | 1.10                     | NA                           | NS                                 | NS            | NS            | NS            | NS         | NS            | NS                                 | NS               | NS                | NS               |      |
|                           | 30 Mar 00        | 16.33                 | 14.95                   | 1.38                  | 3.00                     | NA                           | NS                                 | NS            | NS            | NS            | NS         | NS            | NS                                 | NS               | NS                | NS               |      |
|                           | 21 Apr 00        | 14.52                 | 14.39                   | 0.13                  | 0.50                     | NA                           | NS                                 | NS            | NS            | NS            | NS         | NS            | NS                                 | NS               | NS                | NS               |      |
|                           | 23 Aug 00        | 13.69                 | 13.65                   | 0.04                  | NA                       | NA                           | NS                                 | NS            | NS            | NS            | NS         | NS            | NS                                 | NS               | NS                | NS               |      |
|                           | 20 Nov 00        | 15.22                 | NS                      | NS                    | 0.60                     | NS                           | NS                                 | NS            | NS            | NS            | NS         | NS            | NS                                 | NS               | NS                | NS               |      |
|                           | 29 Jan 01        | 17.10                 | 16.00                   | 1.10                  | 1.75                     | NA                           | NS                                 | NS            | NS            | NS            | NS         | NS            | NS                                 | NS               | NS                | NS               |      |
|                           | 11 Jul 01        | 15.59                 | 14.57                   | 1.02                  | 1.20                     | NA                           | NS                                 | NS            | NS            | NS            | NS         | NS            | NS                                 | NS               | NS                | NS               |      |
|                           | 12 Oct 01        | 17.30                 | 17.22                   | 0.08                  | 0.10                     | NA                           | NS                                 | NS            | NS            | NS            | NS         | NS            | NS                                 | NS               | NS                | NS               |      |
|                           | 20 Aug 02        | 17.58                 | NA                      | NA                    | NA                       | 973.91                       | NS                                 | NS            | NS            | NS            | NS         | NS            | NS                                 | NS               | NS                | NS               |      |
|                           | 11 Dec 02        | 16.45                 | NA                      | NA                    | NA                       | 975.04                       | 3,320                              | 13,700        | 3,390         | 20,600        | 41,010     | 30            | 1,160                              | <b>18,700</b>    | 13,000            | <b>13,600</b>    |      |
| 29 May 03                 | 18.60            | NA                    | NA                      | NA                    | 972.89                   | 2,250                        | 9,870                              | 2,570         | 12,450        | 27,140        | <20        | 789           | <b>20,600</b>                      | 6,200            | <b>14,800</b>     |                  |      |
| 10 Aug 05                 | 19.38            | NA                    | NA                      | NA                    | 972.11                   | 120.0                        | 70.8                               | 35.3          | 112.4         | 338.5         | 3.2        | 34.0          | 567                                | 168              | 341               |                  |      |
| GES-201<br>990.06         | 11 Dec 02        | 15.14                 | NA                      | NA                    | NA                       | 974.92                       | 71.2                               | 9.8           | 466           | 1,100         | 1,647      | 51.2          | 176                                | 2,110            | 2,100             | <b>4,330</b>     |      |
|                           | 29 May 03        | 17.90                 | NA                      | NA                    | NA                       | 972.16                       | 41.1                               | 74.5          | 353           | 519.5         | 988.1      | 46.1          | 69.3                               | 3,160            | 542               | 2,970            |      |
|                           | 20 Jun 03        | 18.36                 | NA                      | NA                    | NA                       | 971.70                       | NS                                 | NS            | NS            | NS            | NS         | NS            | NS                                 | NS               | NS                | NS               |      |
|                           | 24 Feb 04        | 17.10                 | NA                      | NA                    | NA                       | 972.96                       | 6.0                                | <2.0          | 18.3          | 15.8          | 40.1       | 10            | 6.2                                | 1,200            | <50               | 531              |      |
|                           | 13 Sep 04        | NM                    | NA                      | NA                    | NA                       | NA                           | 7.6                                | <2.0          | 6.3           | <4.0          | 13.9       | <2.0          | 4.1                                | 1,100            | 88                | 509              |      |
|                           | 22 Feb 05        | 16.80                 | NA                      | NA                    | NA                       | 973.26                       | 2.9                                | 4.1           | 142.0         | 224.1         | 373.1      | <2.0          | 35.2                               | 332              | 207               | 791              |      |
| 10 Aug 05                 | 18.04            | NA                    | NA                      | NA                    | 972.02                   | 4.2                          | <2.0                               | 7.1           | <2.0          | 11.3          | <2.0       | <3.0          | 367                                | <50              | 83                |                  |      |

TABLE 6

**SUMMARY OF GROUNDWATER MONITORING DATA  
VOLATILE PETROLEUM HYDROCARBONS**

Former Mobil Service Station #01-ECQ  
83-89 Elm Street  
Pittsfield, MA

| Well ID/MP El (feet) | Date of Sampling | Depth to Water (feet) | Depth to Product (feet) | NAPL Thickness (feet) | NAPL Recovered (gallons) | Groundwater Elevation (feet) | VPH Target Analytes                |         |              |               |            |      | VPH Fractions |                  |                   |                  |          |               |              |              |               |              |
|----------------------|------------------|-----------------------|-------------------------|-----------------------|--------------------------|------------------------------|------------------------------------|---------|--------------|---------------|------------|------|---------------|------------------|-------------------|------------------|----------|---------------|--------------|--------------|---------------|--------------|
|                      |                  |                       |                         |                       |                          |                              | Benzene                            | Toluene | Ethylbenzene | Total Xylenes | Total BTEX | MTBE | Naphthalene   | C5-C8 Aliphatics | C9-C12 Aliphatics | C9-C10 Aromatics |          |               |              |              |               |              |
|                      |                  | Units                 | feet                    | feet                  | feet                     | gallons                      | feet                               | µg/L    | µg/L         | µg/L          | µg/L       | µg/L | µg/L          | µg/L             | µg/L              | µg/L             | µg/L     |               |              |              |               |              |
|                      |                  |                       |                         |                       |                          |                              | <b>MCP Method 1 GW-2 Standard:</b> |         |              |               |            |      | <b>2,000</b>  | <b>6,000</b>     | <b>30,000</b>     | <b>6,000</b>     | <b>-</b> | <b>50,000</b> | <b>6,000</b> | <b>1,000</b> | <b>1,000</b>  | <b>5,000</b> |
|                      |                  |                       |                         |                       |                          |                              | <b>MCP Method 1 GW-3 Standard:</b> |         |              |               |            |      | <b>7,000</b>  | <b>50,000</b>    | <b>4,000</b>      | <b>50,000</b>    | <b>-</b> | <b>50,000</b> | <b>6,000</b> | <b>4,000</b> | <b>20,000</b> | <b>4,000</b> |
| GES-202<br>990.11    | 11 Dec 02        | 13.69                 | NA                      | NA                    | NA                       | 976.42                       | <0.5                               | <1.0    | <1.0         | <1.0          | ND         | 5.6  | <5.0          | <50              | <50               | <50              |          |               |              |              |               |              |
|                      | 29 May 03        | 17.60                 | NA                      | NA                    | NA                       | 972.51                       | <2.0                               | <2.0    | <2.0         | <4.0          | ND         | <2.0 | <3.0          | <50              | <50               | <50              |          |               |              |              |               |              |
|                      | 20 Jun 03        | 18.49                 | NA                      | NA                    | NA                       | 971.62                       | NS                                 | NS      | NS           | NS            | NS         | NS   | NS            | NS               | NS                | NS               |          |               |              |              |               |              |
|                      | 02 Dec 03        | 16.35                 | NA                      | NA                    | NA                       | 973.76                       | <2.0                               | <2.0    | <2.0         | <2.0          | ND         | <2.0 | <3.0          | <50              | <50               | <50              |          |               |              |              |               |              |
|                      | 24 Feb 04        | 20.58                 | NA                      | NA                    | NA                       | 969.53                       | <2.0                               | <2.0    | <2.0         | <4.0          | ND         | <2.0 | <3.0          | <50              | <50               | <50              |          |               |              |              |               |              |
| GES-203<br>989.84    | 11 Dec 02        | 11.90                 | NA                      | NA                    | NA                       | 977.94                       | <0.50                              | 2.9     | 4.9          | 75.3          | 83.1       | <1.0 | 99.3          | 116              | <50               | 882              |          |               |              |              |               |              |
|                      | 29 May 03        | 13.50                 | NA                      | NA                    | NA                       | 976.34                       | <2.0                               | <2.0    | <2.0         | 10.0          | 10.0       | <2.0 | 67.0          | 104              | 109               | 581              |          |               |              |              |               |              |
|                      | 20 Jun 03        | 16.21                 | NA                      | NA                    | NA                       | 973.63                       | NS                                 | NS      | NS           | NS            | NS         | NS   | NS            | NS               | NS                | NS               |          |               |              |              |               |              |
|                      | 02 Dec 03        | 13.67                 | NA                      | NA                    | NA                       | 976.17                       | <2.0                               | <2.0    | <2.0         | 9.5           | 9.5        | <2.0 | 34.0          | 62.8             | <50               | 479              |          |               |              |              |               |              |
|                      | 13 Sep 04        | NM                    | NA                      | NA                    | NA                       | NA                           | <2.0                               | <2.0    | <2.0         | <4.0          | ND         | <2.0 | <3.0          | <50              | <50               | 72.8             |          |               |              |              |               |              |
|                      | 21 Feb 05        | 16.04                 | NA                      | NA                    | NA                       | 973.80                       | <2.0                               | <2.0    | <2.0         | <4.0          | ND         | <2.0 | <3.0          | <50              | <50               | <50              |          |               |              |              |               |              |
| GES-204<br>989.43    | 11 Dec 02        | 14.86                 | NA                      | NA                    | NA                       | 974.57                       | <0.50                              | <1.0    | <1.0         | <1.0          | ND         | <1.0 | <5.0          | <50              | <50               | <50              |          |               |              |              |               |              |
|                      | 29 May 03        | 17.00                 | NA                      | NA                    | NA                       | 972.43                       | <2.0                               | <2.0    | <2.0         | <4.0          | ND         | <2.0 | <3.0          | <50              | <50               | <50              |          |               |              |              |               |              |
|                      | 20 Jun 03        | 19.58                 | NA                      | NA                    | NA                       | 969.85                       | NS                                 | NS      | NS           | NS            | NS         | NS   | NS            | NS               | NS                | NS               |          |               |              |              |               |              |
|                      | 02 Dec 03        | 14.69                 | NA                      | NA                    | NA                       | 974.74                       | <2.0                               | <2.0    | <2.0         | <2.0          | ND         | <2.0 | <3.0          | <50              | <50               | <50              |          |               |              |              |               |              |
|                      | 24 Feb 04        | 20.78                 | NA                      | NA                    | NA                       | 968.65                       | <2.0                               | <2.0    | <2.0         | <4.0          | ND         | <2.0 | <3.0          | <50              | <50               | <50              |          |               |              |              |               |              |
| GES-205<br>989.06    | 11 Dec 02        | 14.07                 | NA                      | NA                    | NA                       | 974.99                       | <0.50                              | <1.0    | <1.0         | <1.0          | ND         | <1.0 | <5.0          | <50              | <50               | <50              |          |               |              |              |               |              |
|                      | 30 May 03        | 18.50                 | NA                      | NA                    | NA                       | 970.56                       | <2.0                               | <2.0    | <2.0         | <4.0          | ND         | <2.0 | <3.0          | <50              | <50               | <50              |          |               |              |              |               |              |
|                      | 01 Dec 03        | 19.33                 | NA                      | NA                    | NA                       | 969.73                       | <2.0                               | <2.0    | <2.0         | <4.0          | ND         | <2.0 | <3.0          | <50              | <50               | <50              |          |               |              |              |               |              |
|                      | 13 Sep 04        | NM                    | NA                      | NA                    | NA                       | NA                           | <2.0                               | <2.0    | <2.0         | <4.0          | ND         | <2.0 | <3.0          | <50              | <50               | <50              |          |               |              |              |               |              |
| GES-208<br>993.47    | 11 Dec 02        | 13.37                 | NA                      | NA                    | NA                       | 980.10                       | 470                                | 3,790   | 1,980        | 13,400        | 19,640     | 401  | 416           | 7,810            | 10,300            | 8,990            |          |               |              |              |               |              |
|                      | 29 May 03        | 16.00                 | NA                      | NA                    | NA                       | 977.47                       | 311                                | 2,950   | 2,360        | 9,920         | 15,541     | 237  | 547           | 7,500            | 6,140             | 7,510            |          |               |              |              |               |              |
|                      | 02 Dec 03        | 16.85                 | NA                      | NA                    | NA                       | 976.62                       | 512                                | 224     | 1,960        | 9,010         | 11,706     | 82.7 | 510           | 9,440            | 52.0              | 9,030            |          |               |              |              |               |              |
|                      | 27 Feb 04        | 20.00                 | NA                      | NA                    | NA                       | 973.47                       | NS                                 | NS      | NS           | NS            | NS         | NS   | NS            | NS               | NS                | NS               |          |               |              |              |               |              |
|                      | 13 Sep 04        | NM                    | NA                      | NA                    | NA                       | NA                           | 630                                | 298     | 1,520        | 5,591         | 8,039      | 26.3 | 720           | 4,790            | 4,850.0           | 8,720            |          |               |              |              |               |              |
|                      | 23 Feb 05        | 18.60                 | NA                      | NA                    | NA                       | 974.87                       | 745                                | 616     | 2,070        | 7,300         | 10,731     | <10  | 588           | 9,720            | 3,400.0           | 10,400           |          |               |              |              |               |              |
|                      | 10 Aug 05        | 19.67                 | NA                      | NA                    | NA                       | 973.80                       | 207                                | 55.7    | 286          | 1,167         | 1,715.7    | <2.0 | 147           | 6,140            | 305.0             | 6,810            |          |               |              |              |               |              |

TABLE 6

**SUMMARY OF GROUNDWATER MONITORING DATA  
VOLATILE PETROLEUM HYDROCARBONS**

Former Mobil Service Station #01-ECQ

83-89 Elm Street

Pittsfield, MA

| Well ID/MP EI (feet)        | Date of Sampling | Depth to Water (feet) | Depth to Product (feet) | NAPL Thickness (feet) | NAPL Recovered (gallons) | Groundwater Elevation (feet) | VPH Target Analytes |         |              |               |            |        | VPH Fractions |                  |                   |                  |
|-----------------------------|------------------|-----------------------|-------------------------|-----------------------|--------------------------|------------------------------|---------------------|---------|--------------|---------------|------------|--------|---------------|------------------|-------------------|------------------|
|                             |                  |                       |                         |                       |                          |                              | Benzene             | Toluene | Ethylbenzene | Total Xylenes | Total BTEX | MTBE   | Naphthalene   | C5-C8 Aliphatics | C9-C12 Aliphatics | C9-C10 Aromatics |
| Units                       |                  | feet                  | feet                    | feet                  | gallons                  | feet                         | µg/L                | µg/L    | µg/L         | µg/L          | µg/L       | µg/L   | µg/L          | µg/L             | µg/L              | µg/L             |
| MCP Method 1 GW-2 Standard: |                  |                       |                         |                       |                          |                              | 2,000               | 6,000   | 30,000       | 6,000         | -          | 50,000 | 6,000         | 1,000            | 1,000             | 5,000            |
| MCP Method 1 GW-3 Standard: |                  |                       |                         |                       |                          |                              | 7,000               | 50,000  | 4,000        | 50,000        | -          | 50,000 | 6,000         | 4,000            | 20,000            | 4,000            |
| GES-209<br>989.32           | 21 Mar 03        | 12.96                 | NA                      | NA                    | NA                       | 976.36                       | <2.0                | <2.0    | <2.0         | <2.0          | ND         | <2.0   | <3.0          | <50              | <50               | <50              |
|                             | 30 May 03        | 13.10                 | NA                      | NA                    | NA                       | 976.22                       | <2.0                | <2.0    | <2.0         | <4.0          | ND         | <2.0   | <3.0          | <50              | <50               | <50              |
|                             | 03 Dec 03        | 13.09                 | NA                      | NA                    | NA                       | 976.23                       | <2.0                | <2.0    | <2.0         | <2.0          | ND         | <2.0   | <3.0          | <50              | <50               | <50              |
| 989.31                      | 27 Feb 04        | DRY                   | NA                      | NA                    | NA                       | NA                           | NS                  | NS      | NS           | NS            | NS         | NS     | NS            | NS               | NS                | NS               |
|                             | 13 Sep 04        | NM                    | NA                      | NA                    | NA                       | NA                           | <2.0                | <2.0    | <2.0         | <2.0          | ND         | <2.0   | <3.0          | <50              | <50               | <50              |
|                             | 22 Feb 05        | 16.00                 | NA                      | NA                    | NA                       | 973.31                       | <2.0                | <2.0    | <2.0         | <2.0          | ND         | <2.0   | <3.0          | <50              | <50               | <50              |
| GES-210<br>985.66           | 30 May 03        | 9.80                  | NA                      | NA                    | NA                       | 975.86                       | <2.0                | <2.0    | <2.0         | <4.0          | ND         | <2.0   | <3.0          | <50              | <50               | <50              |
|                             | 04 Dec 03        | 8.23                  | NA                      | NA                    | NA                       | 977.43                       | <2.0                | <2.0    | <2.0         | <2.0          | ND         | <2.0   | <3.0          | <50              | <50               | <50              |
|                             | 27 Feb 04        | DRY                   | NA                      | NA                    | NA                       | NA                           | NS                  | NS      | NS           | NS            | NS         | NS     | NS            | NS               | NS                | NS               |
|                             | 09 Aug 05        | 13.00                 | NA                      | NA                    | NA                       | 969.29                       | NS                  | NS      | NS           | NS            | NS         | NS     | NS            | NS               | NS                | NS               |
| GES-211<br>990.87           | 21 Mar 03        | 13.66                 | NA                      | NA                    | NA                       | 977.21                       | <2.0                | <2.0    | <2.0         | <2.0          | ND         | <2.0   | <3.0          | <50              | <50               | <50              |
|                             | 30 May 03        | 14.40                 | NA                      | NA                    | NA                       | 976.47                       | <2.0                | <2.0    | <2.0         | <4.0          | ND         | <2.0   | <3.0          | <50              | <50               | <50              |
|                             | 04 Dec 03        | 14.63                 | NA                      | NA                    | NA                       | 976.24                       | <2.0                | <2.0    | <2.0         | <2.0          | ND         | <2.1   | <3.1          | <50              | <50               | <50              |
|                             | 27 Feb 04        | DRY                   | NA                      | NA                    | NA                       | NA                           | NS                  | NS      | NS           | NS            | NS         | NS     | NS            | NS               | NS                | NS               |
|                             | 09 Aug 05        | DRY                   | NA                      | NA                    | NA                       | NA                           | NS                  | NS      | NS           | NS            | NS         | NS     | NS            | NS               | NS                | NS               |
| GES-212<br>987.63           | 21 Mar 03        | 10.89                 | NA                      | NA                    | NA                       | 976.74                       | <2.0                | <2.0    | <2.0         | <2.0          | ND         | <2.0   | <3.0          | <50              | <50               | <50              |
|                             | 30 May 03        | 11.65                 | NA                      | NA                    | NA                       | 975.98                       | <2.0                | <2.0    | <2.0         | <2.0          | ND         | <2.0   | <3.0          | <50              | <50               | <50              |
|                             | 05 Dec 03        | MISSING under mud.    |                         |                       |                          |                              | NS                  | NS      | NS           | NS            | NS         | NS     | NS            | NS               | NS                | NS               |
|                             | 14 Sep 04        | NM                    | NA                      | NA                    | NA                       | NA                           | 12.2                | 55.3    | 61.4         | 2,047.0       | 2,175.9    | <2.0   | 232           | 1,290            | 2,590             | 7,440            |
|                             | 21 Feb 05        | 11.69                 | NA                      | NA                    | NA                       | 975.90                       | 3.3                 | <2.0    | 19.2         | 292.0         | 314.5      | <2.0   | 49.6          | 490              | 411               | 942              |
|                             | 10 Aug 05        | 12.24                 | NA                      | NA                    | NA                       | 975.35                       | <2.0                | <2.0    | <2.0         | 34.6          | 34.6       | <2.0   | 6.7           | <50              | <50               | <50              |
| GES-213<br>989.20           | 21 Mar 03        | 9.53                  | NA                      | NA                    | NA                       | 979.67                       | <2.0                | <2.0    | <2.0         | <2.0          | ND         | <2.0   | <3.0          | <50              | <50               | <50              |
|                             | 30 May 03        | 9.90                  | NA                      | NA                    | NA                       | 979.30                       | <2.0                | <2.0    | <2.0         | <4.0          | ND         | <2.0   | <3.0          | <50              | <50               | <50              |
|                             | 04 Dec 03        | 10.74                 | NA                      | NA                    | NA                       | 978.46                       | <2.0                | <2.0    | <2.0         | 3.3           | 3.3        | <2.0   | <3.0          | 348              | <50               | <50              |
|                             | 27 Feb 04        | 13.87                 | 13.85                   | 0.02                  | NA                       | 975.35                       | NS                  | NS      | NS           | NS            | NS         | NS     | NS            | NS               | NS                | NS               |
| GES-214<br>986.60           | 21 Mar 03        | 10.65                 | NA                      | NA                    | NA                       | 975.95                       | <2.0                | <2.0    | <2.0         | <2.0          | ND         | <2.0   | <3.0          | <50              | <50               | <50              |
|                             | 30 May 03        | 12.20                 | NA                      | NA                    | NA                       | 974.40                       | <2.0                | <2.0    | <2.0         | <4.0          | ND         | <2.0   | <3.0          | <50              | <50               | <50              |

TABLE 6

**SUMMARY OF GROUNDWATER MONITORING DATA  
VOLATILE PETROLEUM HYDROCARBONS**

Former Mobil Service Station #01-ECQ  
83-89 Elm Street  
Pittsfield, MA

| Well ID/MP EI (feet)         | Date of Sampling | Depth to Water (feet) | Depth to Product (feet) | NAPL Thickness (feet) | NAPL Recovered (gallons) | Groundwater Elevation (feet) | VPH Target Analytes |         |              |               |            |        |             | VPH Fractions    |                   |                  |
|------------------------------|------------------|-----------------------|-------------------------|-----------------------|--------------------------|------------------------------|---------------------|---------|--------------|---------------|------------|--------|-------------|------------------|-------------------|------------------|
|                              |                  |                       |                         |                       |                          |                              | Benzene             | Toluene | Ethylbenzene | Total Xylenes | Total BTEX | MTBE   | Naphthalene | C5-C8 Aliphatics | C9-C12 Aliphatics | C9-C10 Aromatics |
|                              | Units            | feet                  | feet                    | feet                  | gallons                  | feet                         | µg/L                | µg/L    | µg/L         | µg/L          | µg/L       | µg/L   | µg/L        | µg/L             | µg/L              | µg/L             |
| MCP Method 1 GW-2 Standard:  |                  |                       |                         |                       |                          |                              | 2,000               | 6,000   | 30,000       | 6,000         | -          | 50,000 | 6,000       | 1,000            | 1,000             | 5,000            |
| MCP Method 1 GW-3 Standard:  |                  |                       |                         |                       |                          |                              | 7,000               | 50,000  | 4,000        | 50,000        | -          | 50,000 | 6,000       | 4,000            | 20,000            | 4,000            |
| GES-214<br>(Cont.)<br>986.57 | 05 Dec 03        | 11.79                 | NA                      | NA                    | NA                       | 974.81                       | 228                 | 44.4    | 76.6         | 964           | 1,313      | <2.0   | 42.7        | 691              | 109               | 806              |
|                              | 27 Feb 04        | 15.94                 | NA                      | NA                    | NA                       | 970.66                       | 195                 | 4.6     | 181          | 258.2         | 638.8      | <2.0   | 115         | 868              | <50               | 1,030            |
|                              | 13 Sep 04        | NM                    | NA                      | NA                    | NA                       | NA                           | 3.2                 | <2.0    | 4.0          | 26.3          | 33.5       | 7.8    | 60.0        | 71.3             | <50               | 564              |
|                              | 21 Feb 05        | 13.38                 | NA                      | NA                    | NA                       | 973.19                       | <2.0                | <2.0    | <2.0         | 3.3           | 3.3        | <2.0   | <3.0        | <50              | <50               | <50              |
|                              | 10 Aug 05        | 15.30                 | NA                      | NA                    | NA                       | 971.27                       | <2.0                | <2.0    | <2.0         | <2.0          | ND         | <2.0   | <3.0        | <50              | <50               | <50              |
| GES-215<br>986.65            | 21 Mar 03        | 11.46                 | NA                      | NA                    | NA                       | 975.19                       | <2.0                | <2.0    | <2.0         | <2.0          | ND         | <2.0   | <3.0        | <50              | <50               | <50              |
|                              | 30 May 03        | 13.70                 | NA                      | NA                    | NA                       | 972.95                       | <2.0                | <2.0    | <2.0         | <4.0          | ND         | <2.0   | <3.0        | <50              | <50               | <50              |
|                              | 04 Dec 03        | 11.66                 | NA                      | NA                    | NA                       | 974.99                       | <2.0                | <2.0    | <2.0         | <2.0          | ND         | <2.0   | <3.0        | <50              | <50               | <50              |
|                              | 27 Feb 04        | 15.91                 | NA                      | NA                    | NA                       | 970.74                       | NS                  | NS      | NS           | NS            | NS         | NS     | NS          | NS               | NS                | NS               |
|                              | 13 Sep 04        | NM                    | NA                      | NA                    | NA                       | NA                           | <2.0                | <2.0    | <2.0         | <4.0          | ND         | 4.3    | <3.0        | <50              | <50               | <50              |
|                              | 21 Feb 05        | 15.39                 | NA                      | NA                    | NA                       | 971.26                       | <2.0                | <2.0    | <2.0         | <4.0          | ND         | <2.0   | <3.0        | <50              | <50               | <50              |
|                              | 10 Aug 05        | 15.45                 | NA                      | NA                    | NA                       | 971.20                       | <2.0                | <2.0    | <2.0         | <2.0          | ND         | <2.0   | <3.0        | <50              | <50               | <50              |
| GES-216<br>986.88            | 10 Apr 03        | 14.05                 | NA                      | NA                    | NA                       | NA                           | 245                 | 559     | 602          | 2,777         | 4,183      | <4.0   | 261         | 2,820            | 1,000             | 4,110            |
|                              | 30 May 03        | 20.50                 | NA                      | NA                    | NA                       | NA                           | 66.7                | 1,330   | 2,010        | 9,010         | 12,416.7   | <10    | 1,110       | 9,730            | 4,380             | 20,300           |
|                              | 03 Dec 03        | 19.28                 | 19.25                   | 0.03                  | NA                       | NA                           | NS                  | NS      | NS           | NS            | NS         | NS     | NS          | NS               | NS                | NS               |
|                              | 01 Feb 04        | 20.91                 | 20.80                   | 0.11                  | NA                       | 966.05                       | NS                  | NS      | NS           | NS            | NS         | NS     | NS          | NS               | NS                | NS               |
|                              | 10 Aug 05        | 22.69                 | NA                      | NA                    | NA                       | 964.19                       | 10.5                | 72.9    | 201.0        | 3,403.0       | 3,687.4    | <10.0  | 465.0       | 6,240            | <250              | 22,900           |
| GES-217<br>986.76            | 10 Apr 03        | 13.46                 | NA                      | NA                    | NA                       | NA                           | 19.6                | 14.4    | 11.6         | 32            | 77.6       | 2.8    | <3.0        | 88.1             | <50               | <50              |
|                              | 30 May 03        | 20.65                 | NA                      | NA                    | NA                       | NA                           | 450                 | 158     | 191          | 333.2         | 1,132.2    | <2.0   | 61.4        | 2,070            | 68.0              | 549              |
|                              | 05 Dec 03        | 19.10                 | NA                      | NA                    | NA                       | NA                           | 539                 | 10,100  | 4,540        | 40,100        | 55,279     | 100    | 5,120       | 67,700           | 3,400             | 85,600           |
|                              | 26 Feb 04        | 20.78                 | NA                      | NA                    | NA                       | 965.98                       | 28.1                | 442     | 300          | 2,636         | 3,406      | <2.0   | 416         | 14,700           | <50               | 14,200           |
|                              | 12 Mar 04        | 21.50                 | NA                      | NA                    | NA                       | 965.26                       | NS                  | NS      | NS           | NS            | NS         | NS     | NS          | NS               | NS                | NS               |
|                              | 21 Feb 05        | 21.13                 | 20.53                   | 0.60                  | NA                       | 966.09                       | NS                  | NS      | NS           | NS            | NS         | NS     | NS          | NS               | NS                | NS               |
|                              | 10 Aug 05        | 22.68                 | NA                      | NA                    | NA                       | 964.08                       | 383                 | 1,360   | 5,250        | 36,850        | 43,843     | <50    | 4,550       | 220,000          | 34,000            | 171,000          |
| GES-218<br>989.74            | 03 Dec 03        | 21.10                 | 20.46                   | 0.64                  | NA                       | NA                           | NS                  | NS      | NS           | NS            | NS         | NS     | NS          | NS               | NS                | NS               |
|                              | 27 Feb 04        | 25.01                 | NA                      | NA                    | NA                       | 964.73                       | NS                  | NS      | NS           | NS            | NS         | NS     | NS          | NS               | NS                | NS               |
|                              | 12 Mar 04        | NM                    | 22.66                   | NM                    | NR                       | NA                           | NS                  | NS      | NS           | NS            | NS         | NS     | NS          | NS               | NS                | NS               |



TABLE 6

**SUMMARY OF GROUNDWATER MONITORING DATA  
VOLATILE PETROLEUM HYDROCARBONS**

Former Mobil Service Station #01-ECQ

83-89 Elm Street

Pittsfield, MA

| Well ID/NP El (feet)               | Date of Sampling | Depth to Water (feet) | Depth to Product (feet) | NAPL Thickness (feet) | NAPL Recovered (gallons) | Groundwater Elevation (feet) | VPH Target Analytes |               |               |               |            |               | VPH Fractions |                  |                   |                  |      |
|------------------------------------|------------------|-----------------------|-------------------------|-----------------------|--------------------------|------------------------------|---------------------|---------------|---------------|---------------|------------|---------------|---------------|------------------|-------------------|------------------|------|
|                                    |                  |                       |                         |                       |                          |                              | Benzene             | Toluene       | Ethylbenzene  | Total Xylenes | Total BTEX | MTBE          | Naphthalene   | C5-C8 Aliphatics | C9-C12 Aliphatics | C9-C10 Aromatics |      |
| Units                              | feet             | feet                  | feet                    | feet                  | gallons                  | feet                         | µg/L                | µg/L          | µg/L          | µg/L          | µg/L       | µg/L          | µg/L          | µg/L             | µg/L              | µg/L             | µg/L |
| <b>MCP Method 1 GW-2 Standard:</b> |                  |                       |                         |                       |                          |                              | <b>2,000</b>        | <b>6,000</b>  | <b>30,000</b> | <b>6,000</b>  | <b>-</b>   | <b>50,000</b> | <b>6,000</b>  | <b>1,000</b>     | <b>1,000</b>      | <b>5,000</b>     |      |
| <b>MCP Method 1 GW-3 Standard:</b> |                  |                       |                         |                       |                          |                              | <b>7,000</b>        | <b>50,000</b> | <b>4,000</b>  | <b>50,000</b> | <b>-</b>   | <b>50,000</b> | <b>6,000</b>  | <b>4,000</b>     | <b>20,000</b>     | <b>4,000</b>     |      |
| GES-218                            | 09 Aug 05        | DRY                   | NS                      | NS                    | NS                       | NS                           | NS                  | NS            | NS            | NS            | NS         | NS            | NS            | NS               | NS                | NS               | NS   |
| GES-219<br>981.58                  | 30 May 03        | 16.10                 | NA                      | NA                    | NA                       | NA                           | 416                 | 259           | 199           | 477.9         | 1,351.9    | <4.0          | 64.0          | 1,850            | <100              | 695              |      |
|                                    | 05 Dec 03        | 13.84                 | NA                      | NA                    | NA                       | NA                           | 232                 | 19.7          | 22.0          | 68.4          | 342.1      | 90.7          | 32.6          | 1,280            | <50               | 199              |      |
|                                    | 27 Feb 04        | 15.55                 | NA                      | NA                    | NA                       | 966.03                       | NS                  | NS            | NS            | NS            | NS         | NS            | NS            | NS               | NS                | NS               |      |
|                                    | 12 Mar 04        | 16.99                 | NA                      | NA                    | NA                       | 964.59                       | NS                  | NS            | NS            | NS            | NS         | NS            | NS            | NS               | NS                | NS               |      |
|                                    | 13 Sep 04        | NM                    | NA                      | NA                    | NA                       | NA                           | 2.8                 | <2.0          | <2.0          | <4.0          | 2.8        | 2.7           | <3.0          | <50              | <50               | <50              |      |
|                                    | 22 Feb 05        | 15.65                 | NA                      | NA                    | NA                       | 965.93                       | 115.0               | <2.0          | 13.4          | <4.0          | 128.4      | 33.6          | <3.0          | 400              | <50               | 73.0             |      |
|                                    | 11 Aug 05        | 15.41                 | NA                      | NA                    | NA                       | 966.17                       | <2.0                | <2.0          | <2.0          | 12.8          | 12.8       | <2.0          | 6.1           | <50              | 93.7              | 295              |      |
| GES-220<br>988.39                  | 30 May 03        | 19.50                 | NA                      | NA                    | NA                       | NA                           | 688                 | 121           | 299           | 470.6         | 1,578.6    | 38.5          | 73.9          | 2,100            | <100              | 862              |      |
|                                    | 05 Dec 03        | 18.70                 | NA                      | NA                    | NA                       | NA                           | 683                 | 134           | 253           | 557           | 1,627      | 69.4          | 104           | 3,600            | 112               | 822              |      |
|                                    | 26 Feb 04        | 20.78                 | NA                      | NA                    | NA                       | 967.61                       | 91.6                | 2.4           | <2.0          | 7.3           | 101.3      | 12.0          | 11.3          | 603              | <50               | 94.0             |      |
|                                    | 12 Mar 04        | 20.56                 | NA                      | NA                    | NA                       | 967.83                       | NS                  | NS            | NS            | NS            | NS         | NS            | NS            | NS               | NS                | NS               |      |
|                                    | 11 Aug 05        | 27.25                 | NA                      | NA                    | NA                       | 961.14                       | 347                 | 10.8          | 209           | 143.8         | 710.6      | 29.3          | 36.5          | 2,150            | 280               | 466              |      |
| GES-221<br>987.28                  | 04 Dec 03        | 19.00                 | NA                      | NA                    | NA                       | 968.28                       | <2.0                | <2.0          | <2.0          | <2.0          | ND         | <2.0          | <3.0          | <50              | <50               | <50              |      |
|                                    | 27 Feb 04        | 20.38                 | NA                      | NA                    | NA                       | 966.90                       | <2.0                | <2.0          | <2.0          | <4.0          | ND         | <2.0          | <3.0          | <50              | <50               | <50              |      |
|                                    | 12 Mar 04        | 21.54                 | NA                      | NA                    | NA                       | 965.74                       | NS                  | NS            | NS            | NS            | NS         | NS            | NS            | NS               | NS                | NS               |      |
|                                    | 13 Sep 04        | NM                    | NA                      | NA                    | NA                       | NA                           | <2.0                | <2.0          | <2.0          | <4.0          | ND         | <2.0          | <3.0          | <50              | <50               | <50              |      |
|                                    | 21 Feb 05        | 20.09                 | NA                      | NA                    | NA                       | 967.19                       | <2.0                | <2.0          | <2.0          | <4.0          | ND         | <2.0          | <3.0          | <50              | <50               | <50              |      |
|                                    | 10 Aug 05        | 21.31                 | NA                      | NA                    | NA                       | 965.97                       | <2.0                | <2.0          | <2.0          | <2.0          | ND         | <2.0          | <3.0          | <50              | <50               | <50              |      |
| GES-222<br>986.73                  | 05 Dec 03        | 19.00                 | NA                      | NA                    | NA                       | NA                           | 1,640               | 9,010         | 993           | 9,370         | 21,013     | 57.5          | 473           | 21,800           | 1,760             | 8,090            |      |
|                                    | 26 Feb 04        | 20.70                 | NA                      | NA                    | NA                       | 966.03                       | 37.9                | 127           | 54.2          | 700           | 919.1      | 11.0          | 44.8          | 1,690            | <50               | 959              |      |
|                                    | 12 Mar 04        | 21.60                 | 21.10                   | 0.50                  | NR                       | 965.51                       | NS                  | NS            | NS            | NS            | NS         | NS            | NS            | NS               | NS                | NS               |      |
|                                    | 09 Aug 05        | 19.05                 | 19.00                   | 0.05                  | NA                       | 967.72                       | NS                  | NS            | NS            | NS            | NS         | NS            | NS            | NS               | NS                | NS               |      |
| GES-223<br>989.16                  | 02 Dec 03        | 17.63                 | NA                      | NA                    | NA                       | NA                           | 674                 | 3.6           | 9.3           | 7.6           | 694.5      | 1,600         | <3.0          | 1,090            | <50               | 177              |      |
|                                    | 24 Feb 04        | 21.00                 | NA                      | NA                    | NA                       | 968.16                       | 925                 | <2.0          | <2.0          | <4.0          | 925        | 1,460         | <3.0          | 1,430            | <50               | 69.1             |      |
|                                    | 13 Sep 04        | NM                    | NA                      | NA                    | NA                       | NA                           | 98.6                | <2.0          | <2.0          | <4.0          | 98.6       | 309           | <3.0          | <50              | <50               | <50              |      |
|                                    | 22 Feb 05        | 19.45                 | NA                      | NA                    | NA                       | 969.71                       | <2.0                | <2.0          | <2.0          | <4.0          | ND         | <2.0          | <3.0          | <50              | <50               | <50              |      |

TABLE 6

**SUMMARY OF GROUNDWATER MONITORING DATA  
VOLATILE PETROLEUM HYDROCARBONS**

Former Mobil Service Station #01-ECQ  
83-89 Elm Street  
Pittsfield, MA

| Well ID/(MP/EI) (feet)      | Date of Sampling | Depth to Water (feet) | Depth to Product (feet) | NAPL Thickness (feet) | NAPL Recovered (gallons) | Groundwater Elevation (feet) | VPH Target Analytes |         |              |               |            |        |             | VPH Fractions    |                   |                  |
|-----------------------------|------------------|-----------------------|-------------------------|-----------------------|--------------------------|------------------------------|---------------------|---------|--------------|---------------|------------|--------|-------------|------------------|-------------------|------------------|
|                             |                  |                       |                         |                       |                          |                              | Benzene             | Toluene | Ethylbenzene | Total Xylenes | Total BTEX | MTBE   | Naphthalene | C5-C8 Aliphatics | C9-C12 Aliphatics | C9-C10 Aromatics |
|                             | Units            | feet                  | feet                    | feet                  | gallons                  | feet                         | µg/L                | µg/L    | µg/L         | µg/L          | µg/L       | µg/L   | µg/L        | µg/L             | µg/L              | µg/L             |
| MCP Method 1 GW-2 Standard: |                  |                       |                         |                       |                          |                              | 2,000               | 6,000   | 30,000       | 6,000         | -          | 50,000 | 6,000       | 1,000            | 1,000             | 5,000            |
| MCP Method 1 GW-3 Standard: |                  |                       |                         |                       |                          |                              | 7,000               | 50,000  | 4,000        | 50,000        | -          | 50,000 | 6,000       | 4,000            | 20,000            | 4,000            |
| GES-223                     | 10 Aug 05        | 19.54                 | NA                      | NA                    | NA                       | 969.62                       | <2.0                | <2.0    | <2.0         | 5.3           | 5.3        | 7.7    | <3.0        | <50              | <50               | 76.5             |
| GES-224<br>989.48           | 03 Dec 03        | 18.65                 | NA                      | NA                    | NA                       | 970.83                       | <2.0                | <2.0    | <2.0         | <2.0          | ND         | 1,040  | <3.0        | <50              | <50               | <50              |
|                             | 24 Feb 04        | 21.43                 | NA                      | NA                    | NA                       | 968.05                       | 3.6                 | <2.0    | <2.0         | <4.0          | 3.6        | 232    | <3.0        | <50              | <50               | <50              |
|                             | 13 Sep 04        | NM                    | NA                      | NA                    | NA                       | NA                           | <2.0                | <2.0    | <2.0         | <4.0          | ND         | 3.7    | <3.0        | <50              | <50               | <50              |
|                             | 22 Feb 05        | 20.15                 | NA                      | NA                    | NA                       | 969.33                       | <2.0                | <2.0    | <2.0         | <4.0          | ND         | <2.0   | <3.0        | <50              | <50               | <50              |
|                             | 10 Aug 05        | 20.02                 | NA                      | NA                    | NA                       | 969.46                       | <2.0                | <2.0    | <2.0         | 2.8           | 2.8        | 104.0  | <3.0        | <50              | <50               | <50              |
| GES-225<br>992.82           | 02 Dec 03        | 18.17                 | NA                      | NA                    | NA                       | NA                           | 611                 | 9,160   | 2,410        | 12,610        | 24,791     | <2.0   | 549         | 21,200           | 211               | 10,900           |
|                             | 27 Feb 04        | 23.20                 | NA                      | NA                    | NA                       | 969.62                       | NS                  | NS      | NS           | NS            | NS         | NS     | NS          | NS               | NS                | NS               |
|                             | 12 Mar 04        | 22.85                 | 22.80                   | 0.05                  | NA                       | 970.01                       | NS                  | NS      | NS           | NS            | NS         | NS     | NS          | NS               | NS                | NS               |
|                             | 11 Aug 05        | 20.57                 | NA                      | NA                    | NA                       | 972.25                       | 115                 | 314     | 2,100        | 8,546         | 11,075     | 49.7   | 363         | 9,240            | 7,460             | 9,380            |
| GES-226<br>989.27           | 04 Dec 03        | 17.53                 | NA                      | NA                    | NA                       | NA                           | 128                 | 578     | 92.6         | 408.8         | 1,207.4    | <2.0   | <3.0        | 12,800           | <50               | 375              |
|                             | 24 Feb 04        | 19.70                 | NA                      | NA                    | NA                       | 969.57                       | 12.9                | 19.3    | 3.1          | 42.7          | 78.0       | 16.0   | 3.1         | 4,100            | <50               | 165              |
|                             | 13 Sep 04        | NM                    | NA                      | NA                    | NA                       | NA                           | <2.0                | <2.0    | <2.0         | <4.0          | ND         | <2.0   | <3.0        | 217              | <50               | <50              |
|                             | 21 Feb 05        | 20.11                 | NA                      | NA                    | NA                       | 969.16                       | <2.0                | <2.0    | <2.0         | <4.0          | ND         | <2.0   | <3.0        | <50              | <50               | <50              |
|                             | 11 Aug 05        | 20.84                 | NA                      | NA                    | NA                       | 968.43                       | <2.0                | <2.0    | <2.0         | <2.0          | <2.0       | <2.0   | <3.0        | <50              | <50               | <50              |
| GES-227<br>990.42           | 27 Feb 04        | 23.02                 | 23.00                   | 0.02                  | NA                       | 967.42                       | NS                  | NS      | NS           | NS            | NS         | NS     | NS          | NS               | NS                | NS               |
|                             | 12 Mar 04        | 23.74                 | 23.15                   | 0.59                  | NA                       | 967.13                       | NS                  | NS      | NS           | NS            | NS         | NS     | NS          | NS               | NS                | NS               |
|                             | 21 Feb 05        | 25.90                 | 25.00                   | 0.90                  | NA                       | 965.20                       | NS                  | NS      | NS           | NS            | NS         | NS     | NS          | NS               | NS                | NS               |
| GES-228<br>991.40           | 01 Dec 03        | 23.57                 | NA                      | NA                    | NA                       | NA                           | 22.2                | 2,160   | 1,400        | 9,930         | 13,512.2   | <20    | 1,460       | 16,500           | <500              | 41,300           |
|                             | 27 Feb 04        | 23.61                 | 23.56                   | 0.05                  | NA                       | 967.83                       | NS                  | NS      | NS           | NS            | NS         | NS     | NS          | NS               | NS                | NS               |
|                             | 13 Sep 04        | NM                    | NA                      | NA                    | NA                       | NA                           | 81.6                | 786     | 343          | 4,600         | 5,810.6    | <2.0   | 643         | 21,400           | 4,130             | 11,700           |
|                             | 09 Aug 05        | 26.30                 | 26.20                   | 0.05                  | NA                       | 965.14                       | NS                  | NS      | NS           | NS            | NS         | NS     | NS          | NS               | NS                | NS               |
| GES-229<br>990.80           | 04 Dec 03        | 24.13                 | NA                      | NA                    | NA                       | NA                           | <2.0                | <2.0    | <2.0         | 2.3           | 2.3        | <2.0   | <3.0        | <50              | <50               | <50              |
|                             | 25 Feb 04        | 23.81                 | NA                      | NA                    | NA                       | 966.99                       | <2.0                | <2.0    | <2.0         | <4.0          | ND         | <2.0   | <3.0        | <50              | <50               | <50              |
|                             | 13 Sep 04        | NM                    | NA                      | NA                    | NA                       | NA                           | <2.0                | <2.0    | <2.0         | <4.0          | ND         | <2.0   | <3.0        | <50              | <50               | <50              |
|                             | 21 Feb 05        | 20.88                 | NA                      | NA                    | NA                       | 969.92                       | <2.0                | <2.0    | <2.0         | <4.0          | ND         | <2.0   | <3.0        | <50              | <50               | <50              |

TABLE 6

**SUMMARY OF GROUNDWATER MONITORING DATA  
VOLATILE PETROLEUM HYDROCARBONS**

Former Mobil Service Station #01-ECQ  
83-89 Elm Street  
Pittsfield, MA

| Well ID/MP EI (feet)        | Date of Sampling | Depth to Water (feet) | Depth to Product (feet) | NAPL Thickness (feet) | NAPL Recovered (gallons) | Groundwater Elevation (feet) | VPH Target Analytes |         |              |               |            |        |             | VPH Fractions    |                   |                  |
|-----------------------------|------------------|-----------------------|-------------------------|-----------------------|--------------------------|------------------------------|---------------------|---------|--------------|---------------|------------|--------|-------------|------------------|-------------------|------------------|
|                             |                  |                       |                         |                       |                          |                              | Benzene             | Toluene | Ethylbenzene | Total Xylenes | Total BTEX | MTBE   | Naphthalene | C5-C8 Aliphatics | C9-C12 Aliphatics | C9-C10 Aromatics |
|                             | Units            | feet                  | feet                    | feet                  | gallons                  | feet                         | µg/L                | µg/L    | µg/L         | µg/L          | µg/L       | µg/L   | µg/L        | µg/L             | µg/L              | µg/L             |
| MCP Method 1 GW-2 Standard: |                  |                       |                         |                       |                          |                              | 2,000               | 6,000   | 30,000       | 6,000         | -          | 50,000 | 6,000       | 1,000            | 1,000             | 5,000            |
| MCP Method 1 GW-3 Standard: |                  |                       |                         |                       |                          |                              | 7,000               | 50,000  | 4,000        | 50,000        | -          | 50,000 | 6,000       | 4,000            | 20,000            | 4,000            |
| GES-230<br>988.82           | 04 Dec 03        | 20.12                 | 20.06                   | 0.06                  | NA                       | NA                           | NS                  | NS      | NS           | NS            | NS         | NS     | NS          | NS               | NS                | NS               |
|                             | 27 Feb 04        | 22.92                 | NA                      | NA                    | NA                       | 965.90                       | NS                  | NS      | NS           | NS            | NS         | NS     | NS          | NS               | NS                | NS               |
|                             | 12 Mar 04        | 23.81                 | 23.79                   | 0.02                  | NA                       | 965.03                       | NS                  | NS      | NS           | NS            | NS         | NS     | NS          | NS               | NS                | NS               |
| GES-231<br>987.72           | 05 Dec 03        | 23.48                 | 23.02                   | 0.46                  | NA                       | NA                           | NS                  | NS      | NS           | NS            | NS         | NS     | NS          | NS               | NS                | NS               |
|                             | 26 Feb 04        | 21.68                 | NA                      | NA                    | NA                       | 966.04                       | 935                 | 6,370   | 1,480        | 9,160         | 17,945     | <2.0   | 694         | 13,300           | <50               | 11,500           |
|                             | 10 Aug 05        | 25.15                 | NA                      | NA                    | NA                       | 962.57                       | 55.3                | 48.4    | 62.3         | 142.4         | 308.4      | 13.8   | 22.5        | 1,050            | 233               | 348              |
| GES-232<br>988.21           | 04 Dec 03        | 20.19                 | NA                      | NA                    | NA                       | NA                           | NS                  | NS      | NS           | NS            | NS         | NS     | NS          | NS               | NS                | NS               |
|                             | 27 Feb 04        | 25.10                 | 20.60                   | 4.50                  | NA                       | 963.11                       | NS                  | NS      | NS           | NS            | NS         | NS     | NS          | NS               | NS                | NS               |
|                             | 12 Mar 04        | 22.42                 | NM                      | NA                    | NA                       | 965.79                       | NS                  | NS      | NS           | NS            | NS         | NS     | NS          | NS               | NS                | NS               |
| GES-301D<br>992.40          | 26 Feb 04        | 16.51                 | NA                      | NA                    | NA                       | 975.89                       | <2.0                | <2.0    | <2.0         | <2.0          | ND         | <2.0   | <3.0        | <50              | <50               | <50              |
|                             | 14 Sep 04        | NM                    | NA                      | NA                    | NA                       | NA                           | <2.0                | <2.0    | <2.0         | <2.0          | ND         | <2.0   | <3.0        | <50              | <50               | <50              |
|                             | 23 Feb 05        | 15.33                 | NA                      | NA                    | NA                       | 977.07                       | <2.0                | <2.0    | <2.0         | <2.0          | ND         | <2.0   | <3.0        | <50              | <50               | <50              |
|                             | 10 Aug 05        | 17.03                 | NA                      | NA                    | NA                       | 975.37                       | <2.0                | <2.0    | <2.0         | <2.0          | ND         | <2.0   | <3.0        | <50              | 268               | 205              |
| GES-301M<br>992.40          | 27 Feb 04        | 27.20                 | 20.84                   | 6.36                  | NA                       | 970.03                       | NS                  | NS      | NS           | NS            | NS         | NS     | NS          | NS               | NS                | NS               |
|                             | 09 Aug 05        | 20.86                 | 22.25                   | 1.39                  | NA                       | 972.60                       | NS                  | NS      | NS           | NS            | NS         | NS     | NS          | NS               | NS                | NS               |
| GES-301S<br>992.41          | 26 Feb 04        | 11.64                 | NA                      | NA                    | NA                       | 980.77                       | <2.0                | <2.0    | 13.7         | 32.4          | 46.1       | <2.0   | 11.1        | 76.4             | <50               | 370              |
|                             | 10 Aug 05        | 11.50                 | NA                      | NA                    | NA                       | 980.91                       | <2.0                | <2.0    | <2.0         | 2.4           | 2.4        | <2.0   | <3.0        | <50              | <50               | <50              |
| GES-302D<br>990.38          | 24 Feb 04        | 16.19                 | NA                      | NA                    | NA                       | 974.19                       | <2.0                | <2.0    | <2.0         | <4.0          | ND         | <2.0   | <3.0        | <50              | <50               | <50              |
|                             | 13 Sep 04        | NM                    | NA                      | NA                    | NA                       | NA                           | <2.0                | <2.0    | <2.0         | 2.4           | 2.4        | <2.0   | <3.0        | <50              | <50               | <50              |
|                             | 21 Feb 05        | 15.87                 | NA                      | NA                    | NA                       | 974.51                       | <2.0                | <2.0    | <2.0         | <4.0          | ND         | <2.0   | <3.0        | <50              | <50               | <50              |
| GES-302I<br>990.39          | 24 Feb 04        | 22.05                 | NA                      | NA                    | NA                       | 968.34                       | <2.0                | <2.0    | <2.0         | <4.0          | ND         | <2.0   | <3.0        | <50              | <50               | <50              |
|                             | 13 Sep 04        | NM                    | NA                      | NA                    | NA                       | NA                           | <2.0                | <2.0    | <2.0         | <4.0          | ND         | <2.0   | <3.0        | <50              | <50               | <50              |
|                             | 21 Feb 05        | 20.25                 | NA                      | NA                    | NA                       | 970.14                       | <2.0                | <2.0    | <2.0         | <4.0          | ND         | <2.0   | <3.0        | <50              | <50               | <50              |
| GES-302S<br>990.40          | 27 Feb 04        | 14.95                 | NA                      | NA                    | NA                       | 975.45                       | NS                  | NS      | NS           | NS            | NS         | NS     | NS          | NS               | NS                | NS               |
| GES-303<br>987.16           | 27 Feb 04        | 13.96                 | NA                      | NA                    | NA                       | 973.20                       | <2.0                | <2.0    | <2.0         | <4.0          | ND         | <2.0   | <3.0        | <50              | <50               | <50              |
|                             | 13 Sep 04        | NM                    | NA                      | NA                    | NA                       | NA                           | <2.0                | <2.0    | <2.0         | <4.0          | ND         | 3.3    | <3.0        | <50              | <50               | <50              |

TABLE 6

**SUMMARY OF GROUNDWATER MONITORING DATA  
VOLATILE PETROLEUM HYDROCARBONS**

Former Mobil Service Station #01-ECQ  
83-89 Elm Street  
Pittsfield, MA

| Well ID/MP EI (feet)        | Date of Sampling | Depth to Water (feet) | Depth to Product (feet) | NAPL Thickness (feet) | NAPL Recovered (gallons) | Groundwater Elevation (feet) | VPH Target Analytes |         |              |               |            |        | VPH Fractions |                  |                   |                  |
|-----------------------------|------------------|-----------------------|-------------------------|-----------------------|--------------------------|------------------------------|---------------------|---------|--------------|---------------|------------|--------|---------------|------------------|-------------------|------------------|
|                             |                  |                       |                         |                       |                          |                              | Benzene             | Toluene | Ethylbenzene | Total Xylenes | Total BTEX | MTBE   | Naphthalene   | C5-C8 Aliphatics | C9-C12 Aliphatics | C9-C10 Aromatics |
| Units                       | feet             | feet                  | feet                    | feet                  | gallons                  | feet                         | µg/L                | µg/L    | µg/L         | µg/L          | µg/L       | µg/L   | µg/L          | µg/L             | µg/L              | µg/L             |
| MCP Method 1 GW-2 Standard: |                  |                       |                         |                       |                          |                              | 2,000               | 6,000   | 30,000       | 6,000         | -          | 50,000 | 6,000         | 1,000            | 1,000             | 5,000            |
| MCP Method 1 GW-3 Standard: |                  |                       |                         |                       |                          |                              | 7,000               | 50,000  | 4,000        | 50,000        | -          | 50,000 | 6,000         | 4,000            | 20,000            | 4,000            |
| GES-303<br>(Cont.)          | 21 Feb 05        | 14.23                 | NA                      | NA                    | NA                       | 972.93                       | <2.0                | <2.0    | <2.0         | <4.0          | ND         | <2.0   | <3.0          | <50              | <50               | <50              |
|                             | 10 Aug 05        | 15.38                 | NA                      | NA                    | NA                       | 971.78                       | <2.0                | <2.0    | <2.0         | <2.0          | ND         | <2.0   | <3.0          | <50              | <50               | <50              |
| GES-304D<br>988.98          | 24 Feb 04        | 16.98                 | NA                      | NA                    | NA                       | 972.00                       | <2.0                | <2.0    | <2.0         | <4.0          | ND         | <2.0   | <3.0          | <50              | <50               | <50              |
|                             | 22 Feb 05        | 17.30                 | NA                      | NA                    | NA                       | 971.68                       | <2.0                | <2.0    | <2.0         | <4.0          | ND         | <2.0   | <3.0          | <50              | <50               | <50              |
| GES-304I<br>988.98          | 24 Feb 04        | 17.00                 | NA                      | NA                    | NA                       | 971.98                       | <2.0                | <2.0    | <2.0         | <4.0          | ND         | <2.0   | <3.0          | <50              | <50               | <50              |
|                             | 13 Sep 04        | NM                    | NA                      | NA                    | NA                       | NA                           | <2.0                | <2.0    | <2.0         | <4.0          | ND         | <2.0   | <3.0          | <50              | <50               | <50              |
| GES-304S<br>989.01          | 24 Feb 04        | 10.99                 | NA                      | NA                    | NA                       | 978.02                       | <2.0                | <2.0    | <2.0         | <4.0          | ND         | <2.0   | <3.0          | <50              | <50               | <50              |
|                             |                  |                       |                         |                       |                          |                              |                     |         |              |               |            |        |               |                  |                   |                  |
| GES-305<br>990.95           | 25 Feb 04        | 17.96                 | NA                      | NA                    | NA                       | 972.99                       | <2.0                | <2.0    | <2.0         | 2.2           | 2.2        | <2.0   | <3.0          | <50              | <50               | <50              |
|                             | 13 Sep 04        | NM                    | NA                      | NA                    | NA                       | NA                           | <2.0                | <2.0    | <2.0         | <4.0          | ND         | <2.0   | <3.0          | <50              | <50               | <50              |
|                             | 21 Feb 05        | 12.20                 | NA                      | NA                    | NA                       | 978.75                       | <2.0                | <2.0    | <2.0         | <4.0          | ND         | <2.0   | <3.0          | <50              | <50               | <50              |
| GES-306<br>989.37           | 24 Feb 04        | 16.36                 | NA                      | NA                    | NA                       | 974.59                       | <2.0                | <2.0    | <2.0         | <4.0          | ND         | <2.0   | <3.0          | <50              | <50               | <50              |
|                             | 10 Aug 05        | 18.57                 | NA                      | NA                    | NA                       | 972.38                       | <2.0                | <2.0    | <2.0         | <2.0          | ND         | <2.0   | <3.0          | <50              | <50               | <50              |
| GES-307<br>988.89           | 25 Feb 04        | 16.56                 | NA                      | NA                    | NA                       | 972.33                       | NS                  | NS      | NS           | NS            | NS         | NS     | NS            | NS               | NS                | NS               |
|                             |                  |                       |                         |                       |                          |                              |                     |         |              |               |            |        |               |                  |                   |                  |
| GES-308<br>990.56           | 27 Feb 04        | 13.81                 | NA                      | NA                    | NA                       | 976.75                       | NS                  | NS      | NS           | NS            | NS         | NS     | NS            | NS               | NS                | NS               |
|                             |                  |                       |                         |                       |                          |                              |                     |         |              |               |            |        |               |                  |                   |                  |
| GES-310<br>991.73           | 27 Feb 04        | 22.82                 | NA                      | NA                    | NA                       | 968.91                       | 2.8                 | <2.0    | 2.4          | 2.8           | 8.0        | 6.5    | 3.8           | 295              | <50               | 223              |
|                             | 13 Sep 04        | NM                    | NA                      | NA                    | NA                       | NA                           | 5.6                 | <2.0    | 8.1          | 14.7          | 28.4       | <2.0   | <3.0          | 1,500            | 549               | 772              |
|                             | 22 Feb 05        | 18.20                 | NA                      | NA                    | NA                       | 973.53                       | 4.8                 | 3.0     | 36.5         | 39.6          | 83.9       | <2.0   | 6.8           | 321              | 138               | 366              |
| GES-311<br>990.15           | 24 Feb 04        | 20.63                 | NA                      | NA                    | NA                       | 969.52                       | <2.0                | <2.0    | <2.0         | <4.0          | ND         | 9.7    | <3.0          | <50              | <50               | <50              |
|                             | 13 Sep 04        | NM                    | NA                      | NA                    | NA                       | NA                           | <2.0                | <2.0    | <2.0         | <4.0          | ND         | 4.9    | <3.0          | <50              | <50               | <50              |
|                             | 21 Feb 05        | 17.95                 | NA                      | NA                    | NA                       | 972.20                       | <2.0                | <2.0    | <2.0         | <4.0          | ND         | 3.2    | <3.0          | <50              | <50               | <50              |
| GES-312<br>989.48           | 24 Feb 04        | 20.58                 | NA                      | NA                    | NA                       | 968.90                       | 74.4                | <2.0    | <2.0         | 25.4          | 99.8       | 65.8   | 4.7           | 530              | <50               | 126              |
|                             | 13 Sep 04        | NM                    | NA                      | NA                    | NA                       | NA                           | 3.5                 | <2.0    | <2.0         | <4.0          | 3.5        | 2.0    | <3.0          | <50              | <50               | <50              |
|                             | 21 Feb 05        | 17.80                 | NA                      | NA                    | NA                       | 971.68                       | <2.0                | <2.0    | <2.0         | <4.0          | ND         | <2.0   | <3.0          | <50              | <50               | <50              |

TABLE 6

**SUMMARY OF GROUNDWATER MONITORING DATA  
VOLATILE PETROLEUM HYDROCARBONS**

Former Mobil Service Station #01-ECQ  
83-89 Elm Street  
Pittsfield, MA

| Well ID/MP El (feet)        | Date of Sampling | Depth to Water (feet) | Depth to Product (feet) | NAPL Thickness (feet) | NAPL Recovered (gallons) | Groundwater Elevation (feet) | VPH Target Analytes |         |              |               |            |        | VPH Fractions |                  |                   |                  |
|-----------------------------|------------------|-----------------------|-------------------------|-----------------------|--------------------------|------------------------------|---------------------|---------|--------------|---------------|------------|--------|---------------|------------------|-------------------|------------------|
|                             |                  |                       |                         |                       |                          |                              | Benzene             | Toluene | Ethylbenzene | Total Xylenes | Total HTEX | MTBE   | Naphthalene   | C5-C8 Aliphatics | C9-C12 Aliphatics | C9-C10 Aromatics |
| Units                       | feet             | feet                  | feet                    | feet                  | gallons                  | feet                         | µg/L                | µg/L    | µg/L         | µg/L          | µg/L       | µg/L   | µg/L          | µg/L             | µg/L              | µg/L             |
| MCP Method 1 GW-2 Standard: |                  |                       |                         |                       |                          |                              | 2,000               | 6,000   | 30,000       | 6,000         | -          | 50,000 | 6,000         | 1,000            | 1,000             | 5,000            |
| MCP Method 1 GW-3 Standard: |                  |                       |                         |                       |                          |                              | 7,000               | 50,000  | 4,000        | 50,000        | -          | 50,000 | 6,000         | 4,000            | 20,000            | 4,000            |
| † GES-314<br>989.12         | 24 Feb 04        | 19.01                 | NA                      | NA                    | NA                       | 970.11                       | <2.0                | <2.0    | <2.0         | <4.0          | ND         | <2.0   | <3.0          | <50              | <50               | <50              |
| † GES-315<br>990.37         | 24 Feb 04        | 13.12                 | NA                      | NA                    | NA                       | 977.25                       | <2.0                | <2.0    | <2.0         | <4.0          | ND         | <2.0   | <3.0          | <50              | <50               | <50              |
|                             | 13 Sep 04        | NM                    | NA                      | NA                    | NA                       | NA                           | <2.0                | <2.0    | <2.0         | <4.0          | ND         | <2.0   | <3.0          | <50              | <50               | <50              |
|                             | 22 Feb 05        | 11.83                 | NA                      | NA                    | NA                       | 978.54                       | <2.0                | <2.0    | <2.0         | <4.0          | ND         | <2.0   | <3.0          | <50              | <50               | <50              |
| † GES-316<br>989.24         | 25 Feb 04        | 25.03                 | NA                      | NA                    | NA                       | 964.21                       | NS                  | NS      | NS           | NS            | NS         | NS     | NS            | NS               | NS                | NS               |
| † GES-317<br>990.69         | 27 Feb 04        | 15.98                 | NA                      | NA                    | NA                       | 974.71                       | NS                  | NS      | NS           | NS            | NS         | NS     | NS            | NS               | NS                | NS               |
| † GES-318D<br>992.86        | 26 Feb 04        | 17.73                 | NA                      | NA                    | NA                       | 975.13                       | <2.0                | <2.0    | <2.0         | <4.0          | ND         | <2.0   | <3.0          | <50              | <50               | <50              |
| † GES-318S<br>992.71        | 26 Feb 04        | 19.42                 | NA                      | NA                    | NA                       | 973.29                       | <2.0                | <2.0    | <2.0         | <4.0          | ND         | <2.0   | <3.0          | <50              | <50               | <50              |
|                             | 14 Sep 04        | NM                    | NA                      | NA                    | NA                       | NA                           | <2.0                | <2.0    | <2.0         | 3.2           | 3.2        | <2.0   | <3.0          | 295              | <50               | <50              |
|                             | 23 Feb 05        | 12.87                 | NA                      | NA                    | NA                       | 979.84                       | 3                   | 516     | 205          | 5,500         | 6,223.6    | <2.0   | 135           | 762              | 1,980             | 3,010            |
| GES-319D<br>992.31          | 26 Feb 04        | 19.76                 | NA                      | NA                    | NA                       | 972.55                       | <2.0                | 3.9     | <2.0         | <4.0          | 3.9        | <2.0   | <3.0          | <50              | <50               | <50              |
|                             | 10 Aug 05        | 16.58                 | NA                      | NA                    | NA                       | 975.73                       | <2.0                | <2.0    | <2.0         | <2.0          | ND         | <2.0   | <3.0          | <50              | <50               | <50              |
| GES-319S<br>992.32          | 26 Feb 04        | 27.25                 | NA                      | NA                    | NA                       | 965.07                       | <2.0                | 5.2     | <2.0         | <4.0          | 5.2        | <2.0   | <3.0          | <50              | <50               | <50              |
|                             | 13 Sep 04        | NM                    | NA                      | NA                    | NA                       | NA                           | <2.0                | <2.0    | <2.0         | <4.0          | ND         | <2.0   | <3.0          | <50              | <50               | <50              |
|                             | 22 Feb 05        | 14.69                 | NA                      | NA                    | NA                       | 977.63                       | <2.0                | <2.0    | <2.0         | <4.0          | ND         | <2.0   | <3.0          | <50              | <50               | <50              |
|                             | 10 Aug 05        | 16.57                 | NA                      | NA                    | NA                       | 975.75                       | <2.0                | <2.0    | <2.0         | <2.0          | ND         | <2.0   | <3.0          | 68.3             | 197               | 114              |
| † GES-320D<br>993.16        | 26 Feb 04        | 17.28                 | NA                      | NA                    | NA                       | 975.88                       | <2.0                | 24.5    | <2.0         | 3.2           | 27.7       | <2.0   | <3.0          | <50              | <50               | <50              |
|                             | 10 Aug 05        | 17.81                 | NA                      | NA                    | NA                       | 975.35                       | <2.0                | 4.5     | <2.0         | 4.3           | 8.8        | <2.0   | <3.0          | <50              | <50               | <50              |
| † GES-320S<br>993.11        | 26 Feb 04        | 32.31                 | NA                      | NA                    | NA                       | 960.80                       | <2.0                | 2.2     | <2.0         | 2.3           | 4.5        | <2.0   | <3.0          | <50              | <50               | <50              |
|                             | 13 Sep 04        | NM                    | NA                      | NA                    | NA                       | NA                           | <2.0                | <2.0    | <2.0         | <4.0          | ND         | <2.0   | <3.0          | <50              | <50               | <50              |
|                             | 23 Feb 05        | 17.97                 | NA                      | NA                    | NA                       | 975.14                       | <2.0                | <2.0    | <2.0         | <4.0          | ND         | <2.0   | <3.0          | <50              | <50               | <50              |
|                             | 10 Aug 05        | 18.23                 | NA                      | NA                    | NA                       | 974.88                       | <2.0                | <2.0    | <2.0         | 2.6           | 2.6        | <2.0   | <3.0          | <50              | <50               | <50              |

TABLE 6

**SUMMARY OF GROUNDWATER MONITORING DATA  
VOLATILE PETROLEUM HYDROCARBONS**

Former Mobil Service Station #01-ECQ  
83-89 Elm Street  
Pittsfield, MA

| Well ID/MP Et (feet)        | Date of Sampling | Depth to Water (feet) | Depth to Product (feet) | NAPL Thickness (feet) | NAPL Recovered (gallons) | Groundwater Elevation (feet) | VPH Target Analytes |         |              |               |            |        |             | VPH Fractions    |                   |                  |
|-----------------------------|------------------|-----------------------|-------------------------|-----------------------|--------------------------|------------------------------|---------------------|---------|--------------|---------------|------------|--------|-------------|------------------|-------------------|------------------|
|                             |                  |                       |                         |                       |                          |                              | Benzene             | Toluene | Ethylbenzene | Total Xylenes | Total BTEX | MTBE   | Naphthalene | C5-C8 Aliphatics | C9-C12 Aliphatics | C9-C10 Aromatics |
| Units                       | feet             | feet                  | feet                    | feet                  | gallons                  | feet                         | µg/L                | µg/L    | µg/L         | µg/L          | µg/L       | µg/L   | µg/L        | µg/L             | µg/L              | µg/L             |
| MCP Method 1 GW-2 Standard: |                  |                       |                         |                       |                          |                              | 2,000               | 6,000   | 30,000       | 6,000         | -          | 50,000 | 6,000       | 1,000            | 1,000             | 5,000            |
| MCP Method 1 GW-3 Standard: |                  |                       |                         |                       |                          |                              | 7,000               | 50,000  | 4,000        | 50,000        | -          | 50,000 | 6,000       | 4,000            | 20,000            | 4,000            |
| GES-321D<br>988.44          | 27 Feb 04        | 12.14                 | NA                      | NA                    | NA                       | 976.30                       | <2.0                | <2.0    | <2.0         | <4.0          | ND         | <2.0   | <3.0        | <50              | <50               | <50              |
| GES-321S<br>988.20          | 27 Feb 04        | 20.18                 | NA                      | NA                    | NA                       | 968.02                       | <2.0                | 4.2     | 2.9          | 14.4          | 21.5       | <2.0   | <3.0        | <50              | <50               | <50              |
|                             | 14 Sep 04        | NM                    | NA                      | NA                    | NA                       | NA                           | <2.0                | <2.0    | <2.0         | 2.7           | 2.7        | <2.0   | <3.0        | 231              | <50               | <50              |
| GES-322D<br>986.19          | 27 Feb 04        | 10.10                 | NA                      | NA                    | NA                       | 976.09                       | <2.0                | 3.1     | <2.0         | <4.0          | 3.1        | <2.0   | <3.0        | <50              | <50               | <50              |
|                             | 10 Aug 05        | 10.60                 | NA                      | NA                    | NA                       | 975.59                       | <2.0                | <2.0    | <2.0         | <2.0          | ND         | <2.0   | <3.0        | <50              | <50               | <50              |
| GES-322S<br>986.36          | 27 Feb 04        | 19.74                 | NA                      | NA                    | NA                       | 966.62                       | <2.0                | <2.0    | <2.0         | <4.0          | ND         | <2.0   | <3.0        | <50              | <50               | <50              |
|                             | 14 Sep 04        | NM                    | NA                      | NA                    | NA                       | NA                           | <2.0                | <2.0    | <2.0         | 6.0           | 6.0        | <2.0   | <3.0        | 420              | 66                | <50              |
|                             | 21 Feb 05        | 19.97                 | NA                      | NA                    | NA                       | 966.39                       | <2.0                | <2.0    | <2.0         | <4.0          | ND         | <2.0   | <3.0        | <50              | <50               | <50              |
|                             | 10 Aug 05        | 20.93                 | NA                      | NA                    | NA                       | 965.43                       | <2.0                | <2.0    | <2.0         | <2.0          | ND         | <2.0   | <3.0        | <50              | <50               | <50              |
| EXP-2<br>993.25             | 27 Feb 04        | DRY                   | NA                      | NA                    | NA                       | NA                           | NS                  | NS      | NS           | NS            | NS         | NS     | NS          | NS               | NS                | NS               |
| EXP-4<br>992.78             | 26 Feb 04        | 13.91                 | NA                      | NA                    | NA                       | 978.87                       | <2.0                | <2.0    | <2.0         | 2.8           | 2.8        | <2.0   | <3.0        | <50              | <50               | <50              |
| EXP-6<br>992.41             | 01 Dec 03        | 18.37                 | NA                      | NA                    | NA                       | 974.04                       | 6.3                 | 15.1    | 39.8         | 653           | 714.2      | <2.0   | 116         | 935              | <50               | 1,390            |
| EXP-7<br>992.30             | 01 Dec 03        | 19.10                 | NA                      | NA                    | NA                       | NA                           | 247                 | 118     | 237          | 930.8         | 1,532.8    | <2.0   | 79.1        | 2,560            | <50               | 1,850            |
|                             | 27 Feb 04        | 21.84                 | NA                      | NA                    | NA                       | 970.46                       | NS                  | NS      | NS           | NS            | NS         | NS     | NS          | NS               | NS                | NS               |
|                             | 14 Sep 04        | NM                    | NA                      | NA                    | NA                       | NA                           | 14.8                | 2.7     | 31           | 100.4         | 148.9      | <2.0   | 11.9        | 968              | 429               | 418              |
|                             | 22 Feb 05        | 13.09                 | NA                      | NA                    | NA                       | 980.11                       | 19.8                | 10.8    | 15.0         | 49.3          | 94.9       | <2.0   | <3.0        | 116              | <50               | <50              |
|                             | 10 Aug 05        | 18.75                 | NA                      | NA                    | NA                       | 973.55                       | <2.0                | <2.0    | <2.0         | <2.0          | ND         | <2.0   | <3.0        | <50              | <50               | <50              |
| EXP-9<br>993.20             | 01 Dec 03        | DRY                   | NA                      | NA                    | NA                       | NA                           | NS                  | NS      | NS           | NS            | NS         | NS     | NS          | NS               | NS                | NS               |
|                             | 27 Feb 04        | DRY                   | NA                      | NA                    | NA                       | NA                           | NS                  | NS      | NS           | NS            | NS         | NS     | NS          | NS               | NS                | NS               |
| EXP-10R<br>990.11           | 03 Dec 03        | 19.96                 | 19.84                   | 0.12                  | NA                       | NA                           | NS                  | NS      | NS           | NS            | NS         | NS     | NS          | NS               | NS                | NS               |
|                             | 27 Feb 04        | 20.35                 | NA                      | NA                    | NA                       | 969.76                       | NS                  | NS      | NS           | NS            | NS         | NS     | NS          | NS               | NS                | NS               |
|                             | 21 Feb 05        | 17.85                 | 17.86                   | 0.01                  | NA                       | 972.27                       | NA                  | NA      | NA           | NA            | NA         | NA     | NA          | NA               | NA                | NA               |
| EXP-11R                     | 03 Dec 03        | 18.70                 | NA                      | NA                    | NA                       | NA                           | 135                 | 589     | 290          | 1,811         | 2,825      | 13.8   | 243         | 2,090            | <50               | 3,070            |

TABLE 6

**SUMMARY OF GROUNDWATER MONITORING DATA  
VOLATILE PETROLEUM HYDROCARBONS**

Former Mobil Service Station #01-ECQ

83-89 Elm Street

Pittsfield, MA

| Well ID/MP EI (feet)        | Date of Sampling | Depth to Water (feet) | Depth to Product (feet) | NAPL Thickness (feet) | NAPL Recovered (gallons) | Groundwater Elevation (feet) | VPH Target Analytes |         |              |               |            |        | VPH Fractions |                  |                   |                  |
|-----------------------------|------------------|-----------------------|-------------------------|-----------------------|--------------------------|------------------------------|---------------------|---------|--------------|---------------|------------|--------|---------------|------------------|-------------------|------------------|
|                             |                  |                       |                         |                       |                          |                              | Benzene             | Toluene | Ethylbenzene | Total Xylenes | Total BTEX | MTBE   | Naphthalene   | C5-C8 Aliphatics | C9-C12 Aliphatics | C9-C10 Aromatics |
| Units                       | feet             | feet                  | feet                    | feet                  | gallons                  | feet                         | µg/L                | µg/L    | µg/L         | µg/L          | µg/L       | µg/L   | µg/L          | µg/L             | µg/L              | µg/L             |
| MCP Method 1 GW-2 Standard: |                  |                       |                         |                       |                          |                              | 2,000               | 6,000   | 30,000       | 6,000         | -          | 50,000 | 6,000         | 1,000            | 1,000             | 5,000            |
| MCP Method 1 GW-3 Standard: |                  |                       |                         |                       |                          |                              | 7,000               | 50,000  | 4,000        | 50,000        | -          | 50,000 | 6,000         | 4,000            | 20,000            | 4,000            |
| EXP-11R<br>(Cont.)          | 24 Feb 04        | 20.65                 | NA                      | NA                    | NA                       | 969.61                       | 234                 | 25.9    | 567          | 1,423         | 2,249.9    | 23.2   | 418           | 5,360            | <50               | 4,670            |
|                             | 12 Mar 04        | 15.20                 | NA                      | NA                    | NA                       | 975.06                       | NS                  | NS      | NS           | NS            | NS         | NS     | NS            | NS               | NS                | NS               |
| 990.26                      | 11 Aug 05        | 13.72                 | NA                      | NA                    | NA                       | 976.54                       | 20                  | 255     | 211          | 1,039         | 1,525      | <2.0   | 125           | 770              | <50               | 1,560            |
| EXP-12                      | 03 Dec 03        | 18.08                 | NA                      | NA                    | NA                       | NA                           | 132                 | 342     | 248          | 1,517         | 2,239      | 8.9    | 259           | 3,030            | <50               | 3,800            |
|                             | 24 Feb 04        | 21.25                 | NA                      | NA                    | NA                       | 968.89                       | 134                 | 61.1    | 360          | 640.5         | 1,195.6    | 16.5   | 365           | 5,610            | <50               | 2,600            |
| 990.08                      | 12 Mar 04        | 15.60                 | NA                      | NA                    | NA                       | 974.48                       | NS                  | NS      | NS           | NS            | NS         | NS     | NS            | NS               | NS                | NS               |
| EXP-13                      | 03 Dec 03        | 19.68                 | 19.17                   | 0.51                  | NA                       | 971.20                       | NS                  | NS      | NS           | NS            | NS         | NS     | NS            | NS               | NS                | NS               |
|                             | 12 Mar 04        | 22.00                 | 21.00                   | 1.00                  | NA                       | 969.13                       | NS                  | NS      | NS           | NS            | NS         | NS     | NS            | NS               | NS                | NS               |
| 990.37                      | 12 Mar 04        | 22.00                 | 21.00                   | 1.00                  | NA                       | 969.13                       | NS                  | NS      | NS           | NS            | NS         | NS     | NS            | NS               | NS                | NS               |
| EXP-13R                     | 03 Dec 03        | 18.80                 | 18.77                   | 0.03                  | NA                       | 971.64                       | NS                  | NS      | NS           | NS            | NS         | NS     | NS            | NS               | NS                | NS               |
|                             | 12 Mar 04        | 14.40                 | NA                      | NA                    | NA                       | 976.02                       | NS                  | NS      | NS           | NS            | NS         | NS     | NS            | NS               | NS                | NS               |
| 990.42                      | 12 Mar 04        | 14.40                 | NA                      | NA                    | NA                       | 976.02                       | NS                  | NS      | NS           | NS            | NS         | NS     | NS            | NS               | NS                | NS               |
| EXP-16                      | 03 Dec 03        | 20.78                 | NA                      | NA                    | NA                       | NA                           | 63.1                | 49.1    | 5.6          | 224.1         | 341.9      | <2.0   | 40.3          | 2,960            | <50               | 2,940            |
|                             | 990.42           |                       |                         |                       |                          |                              |                     |         |              |               |            |        |               |                  |                   |                  |
| EXP-17                      | 05 Dec 03        | 21.20                 | NA                      | NA                    | NA                       | NA                           | 857                 | 13,100  | 5,050        | 26,570        | 45,577     | 126    | 3,130         | 73,200           | 4,690             | 43,600           |
|                             | 26 Feb 04        | 21.11                 | NA                      | NA                    | NA                       | 969.28                       | <2.0                | <2.0    | <2.0         | <4.0          | ND         | <2.0   | <3.0          | <50              | <50               | <50              |
|                             | 12 Mar 04        | 20.80                 | NA                      | NA                    | NA                       | 969.59                       | NS                  | NS      | NS           | NS            | NS         | NS     | NS            | NS               | NS                | NS               |
|                             | 11 Aug 05        | 16.90                 | NA                      | NA                    | NA                       | 973.49                       | 326                 | 61.8    | 234          | 316.4         | 938.2      | <2.0   | 54            | 1,120            | <50               | 544              |
| EXP-18                      | 03 Dec 03        | 20.15                 | 20.02                   | 0.13                  | NA                       | NA                           | NS                  | NS      | NS           | NS            | NS         | NS     | NS            | NS               | NS                | NS               |
|                             | 26 Feb 04        | 22.05                 | NA                      | NA                    | NA                       | 966.82                       | <2.0                | 96.5    | 6.7          | 2,779         | 2,882.2    | <2.0   | 319           | 7,330            | <50               | 16,300           |
|                             | 12 Mar 04        | 22.69                 | NA                      | NA                    | NA                       | 966.18                       | NS                  | NS      | NS           | NS            | NS         | NS     | NS            | NS               | NS                | NS               |
|                             | 14 Sep 04        | NM                    | NA                      | NA                    | NA                       | NA                           | <2.0                | 589.0   | 267.0        | 2,386         | 3,242.0    | 201    | 200           | 39,600           | 24,700            | 5,780            |
|                             | 09 Aug 05        | DRY                   | NA                      | NA                    | NA                       | NA                           | NS                  | NS      | NS           | NS            | NS         | NS     | NS            | NS               | NS                | NS               |
| EXP-20                      | 26 Feb 04        | 20.15                 | NA                      | NA                    | NA                       | 966.09                       | 21.1                | 4.6     | 6.9          | 34.8          | 67.4       | 3.5    | 3.4           | 243              | <50               | 65.3             |
|                             | 12 Mar 04        | 20.95                 | NA                      | NA                    | NA                       | 965.29                       | NS                  | NS      | NS           | NS            | NS         | NS     | NS            | NS               | NS                | NS               |
|                             | 10 Aug 05        | 22.87                 | NA                      | NA                    | NA                       | 963.78                       | 9.5                 | <2.0    | <2.0         | <2.0          | ND         | 12.6   | <3.0          | <50              | <50               | <50              |
| EXP-21                      | 27 Feb 04        | NA**                  | 20.12                   | >2.59                 | NA                       | NA                           | NS                  | NS      | NS           | NS            | NS         | NS     | NS            | NS               | NS                | NS               |
|                             | 12 Mar 04        | NA**                  | 21.00                   | >1.2                  | NA                       | NA                           | NS                  | NS      | NS           | NS            | NS         | NS     | NS            | NS               | NS                | NS               |
|                             | 10 Aug 05        | 20.40                 | NA                      | NA                    | NA                       | NA                           | <2.0                | <2.0    | <2.0         | <2.0          | ND         | <2.0   | <3.0          | <50              | <50               | <50              |

TABLE 6

**SUMMARY OF GROUNDWATER MONITORING DATA  
VOLATILE PETROLEUM HYDROCARBONS**

Former Mobil Service Station #01-ECQ

83-89 Elm Street

Pittsfield, MA

| Well ID/MP El (feet)               | Date of Sampling | Depth to Water (feet) | Depth to Product (feet) | NAPL Thickness (feet) | NAPL Recovered (gallons) | Groundwater Elevation (feet) | VPH Target Analytes |               |               |               |            |               | VPH Fractions |                  |                   |                  |
|------------------------------------|------------------|-----------------------|-------------------------|-----------------------|--------------------------|------------------------------|---------------------|---------------|---------------|---------------|------------|---------------|---------------|------------------|-------------------|------------------|
|                                    |                  |                       |                         |                       |                          |                              | Benzene             | Toluene       | Ethylbenzene  | Total Xylenes | Total BTEX | MTBE          | Naphthalene   | C5-C8 Aliphatics | C9-C12 Aliphatics | C9-C10 Aromatics |
|                                    |                  | Units                 | feet                    | feet                  | feet                     | gallons                      | feet                | µg/L          | µg/L          | µg/L          | µg/L       | µg/L          | µg/L          | µg/L             | µg/L              | µg/L             |
| <b>MCP Method 1 GW-2 Standard:</b> |                  |                       |                         |                       |                          |                              | <b>2,000</b>        | <b>6,000</b>  | <b>30,000</b> | <b>6,000</b>  | -          | <b>50,000</b> | <b>6,000</b>  | <b>1,000</b>     | <b>1,000</b>      | <b>5,000</b>     |
| <b>MCP Method 1 GW-3 Standard:</b> |                  |                       |                         |                       |                          |                              | <b>7,000</b>        | <b>50,000</b> | <b>4,000</b>  | <b>50,000</b> | -          | <b>50,000</b> | <b>6,000</b>  | <b>4,000</b>     | <b>20,000</b>     | <b>4,000</b>     |
| EXP-22<br>988.23                   | 05 Dec 03        | 18.80                 | NA                      | NA                    | NA                       | 969.43                       | 284                 | 1,720         | 368           | 3,629         | 6,001      | 41            | 170           | <b>9,800</b>     | 1,200             | 2,470            |
|                                    | 26 Feb 04        | 20.62                 | NA                      | NA                    | NA                       | 967.61                       | 30.7                | 152           | 64.9          | 857           | 1,104.6    | <2.0          | 52.0          | 1,450            | <50               | 1,170            |
|                                    | 12 Mar 04        | 20.66                 | NA                      | NA                    | NA                       | 967.57                       | NS                  | NS            | NS            | NS            | NS         | NS            | NS            | NS               | NS                | NS               |
|                                    | 11 Aug 05        | 17.80                 | NA                      | NA                    | NA                       | 967.61                       | 2.3                 | 2.4           | 4.3           | 100.8         | 109.8      | 8.0           | 13.2          | 739              | 167               | 420              |

**Notes:**

MP El = Measuring point elevation, typically top of polyvinyl-chloride well casing

BTEX = benzene, toluene, ethylbenzene, and xylenes

MTBE = methyl tert-butyl ether

NA = not applicable

"<" = less than the laboratory reporting limit

ND = not detected

NS = not sampled, analyzed and/or measured

VPH = volatile petroleum hydrocarbons (analyzed according to Massachusetts Department of Environmental Protection VPH Methodology)

MCP = Massachusetts Contingency Plan 310 CMR 40.0000

† MCP Method 1 Groundwater Standard "GW-3" is applicable to all wells; however, "GW-2" is also applicable to this well

**Bolded** values represent concentrations that exceed applicable groundwater standard

\*Well was thought to have been destroyed, but was found and saved during 9/01 trenching activities

\*\*Well was blocked therefore depth to groundwater could not be determined

Groundwater El = Water level elevation, adjusted for presence of NAPL

NAPL = non aqueous-phase liquid

NAPL recovered = non aqueous-phase liquid recovered during bailing