



GE
159 Plastics Avenue
Pittsfield, MA 01201
USA

Transmitted Via Overnight Courier

February 27, 2007

Mr. Richard Hull
U.S. Environmental Protection Agency
EPA New England
One Congress Street, Suite 1100
Boston, Massachusetts 02114-2023

Re: **GE-Pittsfield/Housatonic River Site
Groundwater Management Area 4 (GEC340)
Groundwater Quality Monitoring Interim Report for Fall 2006**

Dear Mr. Hull:

In accordance with GE's approved *Baseline Monitoring Program Proposal for Plant Site 3 Groundwater Management Area* (July 2001) and *Groundwater Management Area 4 Baseline Groundwater Quality and NAPL Monitoring Interim Report for Fall 2003* (February 2004) (Fall 2003 GMA 4 Report), enclosed is the *Groundwater Management Area 4 Groundwater Quality Monitoring Interim Report for Fall 2006*. This report summarizes activities performed at Groundwater Management Area (GMA) 4 (also known as the Plant Site 3 GMA) during fall 2006, and presents the results of the latest round of sampling and analysis of groundwater performed as part of the interim monitoring program for GMA 4 (as proposed in the Fall 2003 GMA 4 Report and approved by EPA). These activities also include sampling performed in conjunction with GE's operation of two On-Plant Consolidation Areas within GMA 4, as well as select sampling conducted by Pittsfield Generating Company, L.P. in association with its existing permitted program.

Please call Andrew Silfer or me if you have any questions regarding this report.

Sincerely,

Richard W. Gates
Remediation Project Manager

Enclosure

V:\GE_Pittsfield_CD_GMA_4\Reports and Presentations\Fall 2006 GW Qual Rpt\116711222CvrLtr.doc

cc: Dean Tagliaferro, EPA
Tim Conway, EPA (cover letter only)
Holly Inglis, EPA (CD-ROM)
Rose Howell, EPA (CD-ROM, cover letter only)
K.C. Mitkevicius, USACE (CD-ROM)
Linda Palmieri, Weston (2 hard copies & CD-ROM)
Susan Steenstrup, MDEP (2 copies)
Anna Symington, MDEP (cover letter only)
Jane Rothchild, MDEP (cover letter only)
Thomas Angus, MDEP (cover letter only)
Nancy E. Harper, MA AG
Dale Young, MA EOEA
Mayor James Ruberto, City of Pittsfield
Pittsfield Commissioner of Public Health

Thomas Hickey, Director, PEDA
Jeffery Bernstein, Bernstein, Cushner & Kimmel
Theresa Bowers, Gradient
Michael Carroll, GE (cover letter only)
Andrew Silfer, GE (CD-ROM)
Rod McLaren, GE (cover letter only)
James Nuss, ARCADIS BBL
James Bieke, Goodwin Procter
John Ciampa, SPECTRA
Scott LeBeau, General Dynamics
Tim Eglin, Purenergy, LLC
Public Information Repositories
GE Internal Repositories

**General Electric Company
Pittsfield, Massachusetts**

**Groundwater Management Area 4
Groundwater Quality Monitoring
Interim Report for Fall 2006**

February 2007

**Groundwater Management
Area 4 Groundwater Quality
Monitoring Interim Report for
Fall 2006**

(Fall 2006 GMA 4
Groundwater Quality Report)

General Electric Company
Pittsfield, Massachusetts

Prepared for:
General Electric Company
Pittsfield, Massachusetts

Prepared by:
ARCADIS of New York, Inc.
6723 Towpath Road
Syracuse
New York 13214-0066
Tel 315.446.9120
Fax 315.449.0017

Our Ref.:
B0020187

Date:
February 2007

1. Introduction	1
1.1 General	1
1.2 Background Information	2
1.3 Format of Document	6
2. Field and Analytical Procedures	8
2.1 General	8
2.2 Expedited Sampling Event	8
2.3 Groundwater Level Measurement and LNAPL Monitoring	8
2.4 Groundwater Sampling and Analysis	9
2.4.1 GMA 4 Sampling	9
2.4.2 Pittsfield Generating Company Sampling	12
3. Groundwater Analytical Results	13
3.1 General	13
3.2 Interim Groundwater Quality Results	13
3.2.1 VOC Results	13
3.2.2 SVOC Results	13
3.2.3 PCB Results	14
3.2.4 PCDD/PCDF Results	14
3.2.5 Inorganic Constituent Results	14
3.3 Pittsfield Generating Company Sample Results	15
4. Assessment of Results	16
4.1 General	16
4.2 Groundwater Quality Performance Standards	16
4.3 Groundwater Quality – Fall 2006	18
4.3.1 Groundwater Results Relative to GW-2 Performance Standards	19
4.3.2 Groundwater Results Relative to GW-3 Performance Standards	20

4.3.3	Comparison to Upper Concentration Limits	20
4.3.4	Comparison to OPCA Baseline and Prior Groundwater Data	21
4.3.5	Pittsfield Generating Company Supply Well	23
4.4	Overall Assessment of Groundwater Analytical Results	24
4.5	NAPL Monitoring Results	25
5.	Schedule of Future Activities	26
5.1	General	26
5.2	Field Activities Schedule	26
5.3	Reporting Schedule	27

Tables

1	Groundwater Quality Monitoring Program Summary
2	Groundwater Elevation Monitoring Program Summary
3	Monitoring Well Construction Summary
4	Groundwater Elevation Data – Summer/Fall 2006
5	Field Parameter Measurements – Fall 2006
6	Comparison of Groundwater Analytical Results to MCP Method 1 GW-2 Standards
7	Comparison of Groundwater Analytical Results to MCP Method 1 GW-3 Standards
8	Comparison of Groundwater Analytical Results to MCP UCLs for Groundwater
9	Spring 2007 Interim Groundwater Quality Monitoring Activities

Figures

1	Groundwater Management Areas
2	Site Plan
3	Water Table Contour Map – Summer 2006
4	Water Table Contour Map – Fall 2006
5	Top of Till Contour Map



Appendices

- A Groundwater Analytical Results – Fall 2006
- B Historical Groundwater Data
- C Pittsfield Generating Company Groundwater Analytical Data
- D Field Sampling Data
- E Groundwater Elevation/NAPL Monitoring Data– Fall 2006
- F Data Validation Report



1. Introduction

1.1 General

On October 27, 2000, a Consent Decree (CD) executed in 1999 by the General Electric Company (GE), the United States Environmental Protection Agency (EPA), the Massachusetts Department of Environmental Protection (MDEP), and several other government agencies was entered by the United States District Court for the District of Massachusetts. The CD governs (among other things) the performance of response actions to address polychlorinated biphenyls (PCBs) and other hazardous constituents in soil, sediment, and groundwater in several Removal Action Areas (RAAs) located in or near Pittsfield, Massachusetts that collectively comprise the GE-Pittsfield/ Housatonic River Site (the Site). For groundwater and non-aqueous-phase liquid (NAPL), the RAAs at and near the GE Pittsfield facility have been divided into five separate Groundwater Management Areas (GMAs), which are illustrated on Figure 1. These GMAs are described, together with the Performance Standards established for the response actions at and related to them, in Section 2.7 of the *Statement of Work for Removal Actions Outside the River* (SOW) (Appendix E to the CD), with further details presented in Attachment H to the SOW (Groundwater/NAPL Monitoring, Assessment, and Response Programs). This report relates to the Plant Site 3 Groundwater Management Area, also known as and referred to herein as GMA 4.

On July 23, 2001, GE submitted the *Baseline Monitoring Program Proposal for Plant Site 3 Groundwater Management Area* (GMA 4 Baseline Monitoring Proposal). The GMA 4 Baseline Monitoring Proposal summarized the hydrogeologic information available at that time for GMA 4 and proposed groundwater and NAPL monitoring activities (incorporating, as appropriate, those activities that were in place at that time) for the baseline monitoring period at this GMA. EPA provided conditional approval of the GMA 4 Baseline Monitoring Proposal by letter of December 28, 2001. Thereafter, certain modifications were made to the GMA 4 baseline monitoring program as a result of EPA approval conditions and/or findings during field reconnaissance of the selected monitoring locations. These modifications were documented in an *Addendum to the Baseline Monitoring Program Proposal for Plant Site 3 Groundwater Management Area* (GMA 4 Baseline Monitoring Proposal Addendum), submitted to EPA on February 21, 2002.

The baseline monitoring program, which was initiated in the spring of 2002, consisted of four semi-annual groundwater quality sampling events followed by the preparation and submittal of reports summarizing the groundwater monitoring results and, as appropriate, proposal of modifications to the monitoring program based on the results obtained from

each event. The fourth baseline monitoring report for GMA 4, titled *Groundwater Management Area 4 Baseline Groundwater Quality Interim Report for Fall 2003* (Fall 2003 GMA 4 Groundwater Quality Report), was submitted to EPA on January 30, 2004. Section 6.1.3 of Attachment H to the SOW provides that if the two-year “baseline” period ends prior to the completion of soil-related response actions at all the RAAs within a GMA, GE may make a proposal to EPA to modify and/or extend the Baseline Monitoring Program based on the results of the initial assessment and the estimated timing of future response actions at the RAAs in the GMA. The approved GMA 4 Baseline Monitoring Proposal also allows GE to propose a modification and/or extension of the baseline monitoring program based on the results of the initial assessment and the estimated timing of future response actions. The Fall 2003 GMA 4 Groundwater Quality Report contained such a proposal to modify and extend baseline groundwater quality monitoring activities at GMA 4 (under a program referred to as an interim monitoring program) until such time as the soil-related Removal Actions at the GMA 4 RAAs are completed and the specific components of a long-term groundwater quality monitoring program are determined. EPA conditionally approved the Fall 2003 GMA 4 Groundwater Quality Report by letter dated May 19, 2004. Under the approved interim monitoring program, semi-annual or annual water quality sampling (alternating between the spring and fall seasons) and periodic water level monitoring at selected GMA 4 wells was initiated in spring 2004, as documented in the *Groundwater Management Area 4 Groundwater Quality Monitoring Interim Report for Spring 2004* (Spring 2004 Groundwater Quality Report) that was approved by EPA in a letter dated November 12, 2004.

As part of the interim monitoring program, GE is required to submit reports after each groundwater sampling event to summarize the groundwater monitoring results and related activities and, as appropriate, propose modifications to the monitoring program. This *Groundwater Management Area 4 Groundwater Quality Monitoring Interim Report for Fall 2006* (Fall 2006 Groundwater Quality Report) presents the results of groundwater sampling activities performed at this GMA during November 2006, as well as other groundwater-related activities performed at this GMA between July and December 2006.

1.2 Background Information

GMA 4 is located within the mid-eastern portion of the GE Plant Area and encompasses the Hill 78 and Building 71 On-Plant Consolidation Areas (OPCAs), the Hill 78-Remainder RAA, and the portion of the Unkamet Brook Area RAA (as defined in the CD and SOW) located to the west of Plastics Avenue. GMA 4 occupies an area of approximately 80 acres, generally bounded by Tyler Street/Tyler Street Extension to the north, Merrill Road to the south, Plastics Avenue to the east, and New York Avenue to the west, as illustrated on Figure 2.



The Hill 78 and Building 71 OPCAs are located within the central portion of this GMA, which also contains a generating facility operated by Pittsfield Generating Company, L.P. (PGC) under a lease with GE. The eastern portion of this GMA is mostly paved or covered by Buildings OP-1 and OP-2, which contain operations of General Dynamics Corporation conducted under contract with the U.S. Department of the Navy. (GE continues to own the land beneath those buildings.)

GE has performed several activities to select, design, and utilize the Hill 78 and Building 71 OPCAs within GMA 4. These areas have been and will continue to be used for the permanent consolidation of materials (e.g., soil, sediment, and demolition debris) removed during response actions and building demolition activities associated with the Site. The nature and scope of the required response actions at the Site, including provisions relating to use of the OPCAs, were established in the CD. In connection with the design of the OPCAs, GE developed a groundwater monitoring program consisting of a baseline groundwater investigation, groundwater monitoring during operation of the OPCAs, and future groundwater monitoring during the post-closure period. The primary objectives of the OPCA groundwater monitoring program are to:

- Periodically (on a semi-annual basis) assess groundwater conditions near the OPCAs.
- Compare current conditions with those observed during previous monitoring activities.
- Identify potential changes in groundwater conditions that may be related to the consolidation activities.

GE performed the initial OPCA-related baseline groundwater investigations between June 14 and 17, 1999, prior to the commencement of consolidation activities. That baseline groundwater investigation originally involved sampling and analysis of 12 monitoring wells (78-1, 78-6, H78B-15, NY-4, and OPCA-MW-1 through OPCA-MW-8), as depicted on Figure 2, to provide spatial representation on all sides of the OPCAs (i.e., upgradient, downgradient, and cross-gradient). Groundwater samples obtained from these 12 wells were analyzed for PCBs and other constituents listed in Appendix IX of 40 CFR Part 264 (excluding pesticides and herbicides) plus three additional constituents -- benzidine, 2-chloroethylvinyl ether, and 1,2-diphenylhydrazine (Appendix IX+3). As discussed below in Section 4.3.4, the analytical results from that baseline investigation along with the results from groundwater sampling events conducted over the past year for the OPCA monitoring program wells are presented in Table B-1 in Appendix B of this report.

Following EPA's January 2, 2001 conditional approval of the OPCA groundwater monitoring program, GE initiated the semi-annual groundwater monitoring program for the OPCAs to be performed in the spring and fall of each year. That program included groundwater level measurements, groundwater sampling, and laboratory analyses for the 12 monitoring wells utilized in the OPCA baseline investigation, followed by preparation of a summary report. Two sampling events were conducted under the OPCA groundwater monitoring program (i.e., spring 2001 and fall 2001) prior to initiation of the overall GMA 4 baseline monitoring program, at which point the OPCA-related groundwater monitoring activities were incorporated into the other groundwater monitoring activities conducted for GMA 4.

As set forth in the GMA 4 Baseline Monitoring Proposal and GMA 4 Baseline Monitoring Proposal Addendum, the baseline monitoring program at this GMA initially involved a total of 31 monitoring wells, including supplemental wells H78B-16, and H78B-17R. The supplemental wells were sampled solely for VOCs to assess the presence of trichloroethene (TCE) and other chlorinated compounds along the southern boundary of GMA 4. Subsequent modifications to the program approved by EPA resulted in: the decommissioning of three wells (78-7, H78B-8, and H78B-8R); the replacement of two monitoring wells (GMA4-4 for NY-4, and OPCA-MW-1R for OPCA-MW-1); and the installation and sampling of new well GMA4-5 (designated as a GW-2 sentinel/compliance well) and new well GMA4-6 (designated as a GW-3 perimeter/OPCA monitoring well). The wells included in the GMA 4 baseline monitoring program were monitored for groundwater elevations on a quarterly basis and sampled on a semi-annual basis for analysis of PCBs and/or other Appendix IX+3 constituents. The specific groundwater quality parameters for each individual well were selected based on the monitoring objectives of the well.

Groundwater from deep bedrock wells within GMA 4 is utilized for industrial purposes at the PGC facility. Currently, PGC personnel collect groundwater samples from an existing bedrock supply well (ASW-5, which serves as its primary source of cooling water) for analysis of PCBs and VOCs, in accordance with an existing permitted program. This well is located near the southwest corner of the steam turbine generator building, as illustrated on Figure 2. GE included the analytical results provided by PGC for samples collected from well ASW-5 in its OPCA groundwater monitoring program reports and continues to include those results in the GMA 4 interim monitoring program reports. The current PGC analytical results appear in Table C-1 in Appendix C of this report.

As previously reported, wells H76B-16, and H78B-17R are sampled on an annual basis and analyzed for VOCs to monitor the potential presence of TCE and other chlorinated compounds at the downgradient edge of GMA 4 (Figure 4). The next scheduled sampling event will be fall 2007. In addition, the surface of a dense glacial till forms a trough-like



structure in this area (Figure 5), which acts as a confining layer against vertical migration of TCE and other chlorinated constituents. Based on the location of these two wells at the downgradient edge of GMA 4 and within the glacial till trough, it is anticipated that the source of the TCE and other related chlorinated constituents originated from an upgradient location relative to both groundwater flow and the slope of the till surface. If TCE-containing DNAPL were present, it would tend to migrate vertically downward, based on its density relative to water, until encountering a confining layer, at which point transport would continue along the top of till interface. However, no such DNAPL has been observed in any monitoring wells within GMA 4. As shown on Figure 5, the till trough extends northwest beneath the PGC facility toward the former Hill 78 landfill.

As discussed above, the CD and the SOW provide for the performance of groundwater-related Removal Actions at the GMAs, including the implementation of groundwater monitoring, assessment, and recovery programs. In general, these programs consist of a baseline monitoring program conducted over a period of at least two years to establish existing groundwater conditions and a long-term monitoring program performed to assess groundwater conditions over time and to verify the attainment of the Performance Standards for groundwater. The baseline monitoring program was initiated at GMA 4 in the spring of 2002, and the fall 2003 sampling event constituted the fourth baseline sampling event at most of the wells in GMA 4. In spring 2006, GE completed the fourth sampling round at the final baseline monitoring location (well UB-MW-5), and thereby completed the required baseline sampling.

In the Fall 2003 GMA 4 Groundwater Quality Report, GE described its proposed interim groundwater quality monitoring program. EPA conditionally approved that report by letter dated May 19, 2004. GE implemented the interim monitoring program during the spring 2004 sampling event and will continue that program until the completion of the soil-related Removal Actions at the GMA 4 RAAs. At that time, GE will submit a final baseline monitoring report, including a proposal concerning long-term monitoring.

As of fall 2006, the interim monitoring program consists of:

- Sampling and analysis of 12 OPCA-related wells on a semi-annual basis.
- Annual sampling and analysis (alternating between spring and fall seasons) for select constituents at two GMA 4 wells (H78B-16 and H78B-17R) located along the downgradient edge of the GMA, where VOCs were detected in groundwater.



- Monthly, quarterly, or semi-annual groundwater elevation monitoring at the wells referenced in Table 2.

GE's spring 2006 groundwater analytical results from GMA 4 indicated an apparent increase in PCB concentrations in filtered samples at several monitoring wells compared to prior data. Moreover, at one of the locations at which PCBs were detected by the laboratory used by GE, no PCBs were detected in the EPA-analyzed split sample. To further assess this discrepancy and to evaluate the performance of GE's laboratory, GE proposed to conduct an expedited round of sampling activities at selected locations and to submit samples for PCB analysis to separate laboratories. EPA conditionally approved GE's expedited sampling proposal in an electronic communication dated September 25, 2006 and GE conducted the expedited groundwater sampling activities on September 28, 2006 to October 2, 2006.

GE summarized the expedited groundwater sampling activities in the letter to EPA dated November 7, 2006. In contrast to the spring 2006 laboratory data, the September/October 2006 sampling showed no detectable PCBs in all but a single sample, and, in that sample, a single PCB Aroclor (reported as Aroclor-1254, although the sample exhibited an altered PCB pattern) was detected at only a trace concentration (0.000022 ppm). Due to a lack of detectable concentrations of PCBs in most of the additional samples analyzed, the conclusions to be drawn from the comparison of the data collected from the two laboratories were limited. Therefore, GE proposed to continue the laboratory assessment during the fall 2006 sampling event at GMA 4. EPA approved the continuation of the laboratory assessment in EPA letter dated November 28, 2006 and split samples from all wells were collected for PCB analysis during the fall 2006 monitoring round were submitted to separate laboratories.

GE initiated the fall 2006 groundwater sampling event on November 7, 2006 and completed the required data collection at all locations scheduled to be sampled during the fall 2006 sampling event on November 10, 2006. The GMA 4 interim groundwater quality monitoring program activities performed in fall 2006 are summarized on Table 1.

1.3 Format of Document

The remainder of this report is presented in five sections. Section 2 describes the activities performed under the interim monitoring program at GMA 4 in fall 2006. Section 3 presents the analytical results obtained during the fall 2006 groundwater sampling event, while Section 4 provides a summary of the applicable groundwater quality Performance Standards identified in the CD and SOW and provides an assessment of the results of the



**Fall 2006 GMA 4
Groundwater Quality
Report**

General Electric Company
Pittsfield, Massachusetts

fall 2006 activities, including a comparison to those Performance Standards. A comparison of the recent monitoring results to the prior OPCA-related monitoring data is also provided for those wells designated as OPCA monitoring locations. Finally, Section 5 presents the schedule for future field and reporting activities related to groundwater quality at GMA 4.



2. Field and Analytical Procedures

2.1 General

The activities conducted as part of the interim groundwater monitoring program and summarized herein primarily involved the measurement of groundwater levels and the collection and analysis of groundwater samples at select monitoring wells within GMA 4, as described on Tables 1 and 2, and depicted on Figure 2. The construction details of the monitoring wells and/or locations sampled at GMA 4 in fall 2006 are provided in Table 3, and the fall 2006 field sampling records are presented in Appendix D. This section discusses the field procedures used to measure site groundwater levels, check for the presence of NAPL, and collect groundwater samples, as well as the methods used to analyze the groundwater samples. All activities were performed in accordance with GE's approved *Field Sampling Plan/Quality Assurance Project Plan (FSP/QAPP)*.

2.2 Expedited Sampling Event

As discussed in Section 1.2 above, an expedited sampling event was performed between September 28, 2006 and October 2, 2006 at three groundwater monitoring wells located along the Tyler Street Extension (well 78-1, 78-6 and GMA4-6). Description of the field activities and analytical results were documented in GE's letter to EPA dated November 7, 2006.

2.3 Groundwater Level Measurement and LNAPL Monitoring

Groundwater elevations were measured at selected wells shown in Table 2. Quarterly groundwater elevation monitoring commenced with the summer 2006 monitoring event. The summer groundwater elevation monitoring event was performed on July 11, 2006. The fall 2006 groundwater elevation monitoring event at GMA 4 was performed on October 26, 2006. Groundwater elevations were, on average, approximately 0.94 feet lower than the elevations measured during the prior fall monitoring round in 2005 at water table wells measured during both monitoring events. Table 4 summarizes the groundwater elevation monitoring data for the two monitoring events. The groundwater elevation data shown in that table were subsequently used to prepare groundwater elevation contour maps of the summer and fall groundwater monitoring events (Figures 3 and 4). As shown on these figures, the groundwater flow directions are generally consistent with those observed during previous seasonal monitoring events. A comparison of the groundwater contour maps with the top of till contour map (Figure 5) shows that groundwater elevations are generally correlated to changes in the elevation of the glacial till interface. Specifically, groundwater

generally flows from north to south, although variations exist corresponding to changes in the topography of the ground surface and/or the glacial till interface, including a prominent groundwater depression extending from northwest to southeast across the western portion of the GMA. Wells 78-6 and GMA4-6 are located within this depression along the northern portion of GMA 4 and the groundwater elevations at these wells are lower than in other wells surrounding the OPCAs to the east and west. Figures 3 and 4 show that groundwater flow in the immediate vicinity of these wells is generally west to east near well GMA4-6 and east to west near well 78-6. As directed in EPA's June 5, 2006 letter, GE will continue to monitor wells in this area to evaluate groundwater flow conditions around the OPCAs.

Prior to June 2003, weekly groundwater and LNAPL measurements were collected at well H78B-8R. If present, LNAPL was recovered and properly disposed. In June 2003, well H78B-8R was decommissioned in order to accommodate the expansion of the Hill 78 OPCA. This well (H78B-8R) was the only location within GMA 4 where NAPL had been encountered. Since the removal of well H78B-8R, particular attention has been given to wells OPCA-MW-2 and OPCA-MW-3 (located downgradient from former well H78B-8R) when groundwater measurements and samples were obtained. In addition, well GMA4-3 has been monitored on a monthly basis since April 2005 to assess the extent of LNAPL observed at GMA 3, located to the east of GMA 4, in the vicinity of Buildings 51 and 59. No NAPL was observed at any of these locations.

Several other wells were also monitored on other occasions during fall 2006 (e.g., during non-routine inspections of wells or during the course of sample collection). The results of all groundwater elevation/NAPL monitoring activities performed during fall 2006 are summarized in Appendix E. As noted above, field observations and measurements indicate that NAPL has not entered wells OPCA-MW-2, OPCA-MW-3, or GMA4-3, or been encountered in any of the other wells monitored and/or sampled during fall 2006.

2.4 Groundwater Sampling and Analysis

2.4.1 GMA 4 Sampling

The fall 2006 interim sampling event was performed between November 7 and November 10, 2006 at 12 groundwater monitoring wells, which are the groundwater monitoring wells associated with the OPCA monitoring program. Groundwater samples were generally collected in accordance with GE's approved FSP/QAPP, with minor variations that have been agreed upon by EPA and GE. Specifically, as previously approved by EPA, a modification from the sampling methods described in the FSP/QAPP was again implemented for several wells that intersect the glacial till at this GMA. GE placed the pump



intakes at a level above the till interface, rather than at the midpoint of the water column, if the midpoint was below the top of till. This modification was made to allow the pump intake to be placed in the more permeable zone above the till, which presumably supplies most of the groundwater in the wells. The pump intake depth and type of pump used during the fall 2006 sampling event are identified on the sampling records contained in Appendix D. This modification was included in the draft revisions to the FSP/QAPP submitted to EPA on February 10, 2006.

Low-flow sampling techniques, using either a bladder or peristaltic pump, were utilized for the purging and collection of groundwater samples during this sampling event. Each monitoring well that was sampled was purged utilizing low-flow sampling techniques until field parameters (including temperature, pH, specific conductivity, turbidity, dissolved oxygen, and, oxidation-reduction potential) stabilized prior to sample collection. Field parameters were measured in combination with the sampling activities at the monitoring wells. The field parameter measurements are presented in Table 5 and the field sampling records are provided in Appendix D.

A general summary of the field measurement results during the fall 2006 monitoring event is provided below.

Parameter	Units	Range
Temperature	Degrees Celsius	11.53-15.17
pH	pH units	6.13-8.83
Specific Conductivity	Millisiemens per centimeter	0.54-3.06
Turbidity	NTUs	1-31
Dissolved Oxygen	Milligrams per liter	0.26-7.88
Oxidation-Reduction Potential	Millivolts	-63.70 – 143.60

As shown above and in Table 5 for this sampling event, none of the groundwater samples extracted from the monitoring wells had turbidity levels greater than the target level of 50 NTU upon stabilization. These results indicate that the sampling and measurement procedures utilized during this sampling event were effective in obtaining groundwater samples with low turbidity.

The collected groundwater samples were submitted to SGS Environmental Services, Inc. (SGS) of Wilmington, North Carolina for laboratory analysis. All groundwater samples collected during this sampling event were submitted for analysis of the following constituents using the associated EPA methods:

**Fall 2006 GMA 4
Groundwater Quality
Report**

General Electric Company
Pittsfield, Massachusetts



Constituent	EPA Method
VOCs	8260B
SVOCs	8270C
PCBs (Filtered Samples)	8082
Polychlorinated Dibenzo-p-dioxins and Polychlorinated Dibenzofurans (PCDDs/PCDFs)	8290
Metals (Filtered Samples)	6010B, 7000A, and 7470A
Physiologically Available Cyanide (Filtered Samples)	9014/MDEP PAC Protocol
Sulfide	9034

Split groundwater samples from the twelve groundwater monitoring wells were also sent to Northeast Analytical of Schenectady, New York (NEA) for laboratory analysis of filtered PCBs. In addition, split samples from selected monitoring wells were also provided upon request to EPA's subcontractor (Weston Solutions, Inc.) for separate analyses performed at the discretion of EPA.

Following receipt of the analytical data on the GE samples from the laboratory, the preliminary results were reviewed for completeness and compared to the Massachusetts Contingency Plan (MCP) Method 1 GW-2 (where applicable) and GW-3 standards, and to the MCP Upper Concentration Limits (UCLs) for groundwater. The preliminary analytical results were presented in the next monthly report on overall activities at the GE-Pittsfield/Housatonic River Site, along with the identification, when applicable, of sample results above the applicable MCP Method 1 standards and/or UCLs.

The GE data for the fall 2006 interim groundwater quality sampling were validated in accordance with the FSP/QAPP. As discussed in the validation report provided as Appendix F-1, for SGS, 99.9% of the fall 2006 groundwater quality data are considered to be useable, which is greater than the minimum required usability of 90% as specified in the FSP/QAPP. The PCB, PCDD/PCDF, and inorganic sample results were found to be 100% usable. SVOC sample results were found to be 99.7% usable. VOC sample results were found to be 99.9% usable. The only rejected data were the VOC result from one groundwater sample (OPCA-MW-5R) and three SVOC sample results associated with OPCA-MW-3 and 78-1, which were rejected due to low MS/MSD recoveries. Validation data for NEA is provided in Appendix F-2. The PCB sample results from NEA are considered to be 100% usable.

2.4.2 Pittsfield Generating Company Sampling

In accordance with PGC's existing permitted program, PGC personnel currently collect groundwater samples for analysis of VOCs and PCBs from PGC's deep bedrock groundwater extraction well (well ASW-5, screened at approximately 441 to 457 feet below ground surface). This well serves as the primary source of cooling water for the PGC plant. GE has included the analytical results provided by PGC for samples collected from ASW-5 in this report, as well as a comparison of these data to historical results. A summary of well ASW-5 monitoring results is provided in Table C-1 within Appendix C.



3. Groundwater Analytical Results

3.1 General

A description of the fall 2006 groundwater analytical results is presented in this section. Tables 6 and 7 provide a comparison of the concentrations of detected constituents with the currently applicable GW-2 and GW-3 groundwater quality Performance Standards established in the CD and SOW (for wells where those respective standards apply), while Table 8 presents a comparison of the concentrations of detected constituents with the UCLs for groundwater (for all wells sampled in fall 2006). Table A-1 in Appendix A provides the complete data (constituents detected and not detected) for the groundwater samples analyzed during this sampling event. An assessment of these results relative to those groundwater quality Performance Standards and the UCLs is provided in Section 4.

3.2 Interim Groundwater Quality Results

The following subsections provide an overview of the fall 2006 analytical results from the GMA 4 groundwater quality monitoring wells for each constituent group that was analyzed.

3.2.1 VOC Results

A total of 12 groundwater samples were collected and analyzed for VOCs during the fall 2006 sampling event. The VOC analytical results are summarized in Table 8 and Table A-1 (within Appendix A). No VOCs were detected in one of the groundwater samples, while eight individual VOCs were observed (three of which were only detected at estimated concentrations below their respective PQLs) in one or more of the remaining eleven samples. Where detected, total VOC concentrations ranged from an estimated concentration of 0.00032 ppm (at well GMA4-6) to 0.018 ppm (at well OPCA-MW-1R). No VOCs were detected in the groundwater samples from well OPCA-MW-3.

3.2.2 SVOC Results

A total of 12 groundwater samples were collected and analyzed for SVOCs during the fall 2006 sampling event. The SVOC analytical results are summarized in Table 8 and Table A-1 (within Appendix A). No SVOCs were detected in any of the samples analyzed by GE.



3.2.3 PCB Results

Filtered groundwater samples from 12 wells were analyzed for PCBs by two separate laboratories as part of the fall 2006 sampling event. The PCB analytical results are summarized in Table 8 and Table A-1 (within Appendix A).

PCBs were detected in 4 of the twelve filtered samples analyzed by NEA in concentrations ranging from 0.000023 ppm to 0.00023 ppm. Groundwater samples analyzed by SGS showed PCBs were not detected in any samples. The concentrations of PCBs detected in the samples by NEA are all below the MCP GW-3 standard for PCBs.

3.2.4 PCDD/PCDF Results

Groundwater samples collected from 12 monitoring wells were analyzed for PCDDs/PCDFs during the fall 2006 sampling event. The analytical results are summarized in Table 8 and Table A-1 (within Appendix A). In addition, total Toxicity Equivalency Quotients (TEQs) were calculated for the PCDD/PCDF compounds using the Toxicity Equivalency Factors (TEFs) derived by the World Health Organization (WHO). In calculating those TEQs, the concentrations of individual PCDD/PCDF compounds that were not detected were represented as one-half of the analytical detection limit for those compounds. Total TEQ concentrations ranged from 0.63×10^{-8} ppm to 4.4×10^{-8} ppm.

3.2.5 Inorganic Constituent Results

Filtered groundwater samples were obtained from 12 monitoring wells, which were sampled and analyzed in accordance with the current interim monitoring program protocols, for analysis of inorganic constituents during the fall 2006 sampling event. Unfiltered samples from the 12 wells were also analyzed for sulfide. The analytical results for these samples are summarized in Table 8 and Table A-1 (within Appendix A).

All sampling locations contained inorganic constituents in the filtered samples. The five inorganic constituents which were detected in the fall 2006 samples include beryllium, mercury, nickel, thallium, and zinc. Zinc was the mostly commonly observed inorganic constituent (detected in all twelve filtered samples), following by beryllium (detected in seven filtered samples), thallium (detected in six filtered samples), mercury (detected in three filtered samples), and nickel (detected in one filtered sample). No other inorganic constituents were detected. No sulfide was detected in any of the unfiltered samples. All detected inorganic constituent concentrations were below the applicable MCP Method 1 GW-3 standards.

3.3 Pittsfield Generating Company Sample Results

The results of the most recent deep bedrock groundwater sampling activities performed by PGC at industrial supply well ASW-5 (conducted in December 2006), along with data from prior sampling events, are summarized in Table C-1 of Appendix C. PCBs were not detected in this well, while the only VOC detected in the groundwater sample collected from this well was TCE at a concentration of 0.012 ppm.



4. Assessment of Results

4.1 General

This report constitutes the sixth interim groundwater quality monitoring report for GMA 4, and is the twelfth monitoring report submitted since commencement of the groundwater monitoring program associated with the OPCAs. The information presented herein is based on the laboratory results obtained during the fall 2006 groundwater sampling event, supplemented with historical groundwater analytical data when applicable.

4.2 Groundwater Quality Performance Standards

The Performance Standards applicable to response actions for groundwater at GMA 4 are set forth in Section 2.7 and Attachment H (Section 4.1) of the SOW. In general, the Performance Standards for groundwater quality are based on the groundwater classification categories designated in the MCP. The MCP identifies three potential groundwater categories that may be applicable to a given site. One of these, GW-1 groundwater, applies to groundwater that is a current or potential source of potable drinking water. None of the groundwater at any of the GMAs at the Site is classified as GW-1; however, the remaining MCP groundwater categories are applicable to GMA 4 and are described below:

- GW-2 groundwater is defined as groundwater that is a potential source of vapors to the indoor air of buildings. Groundwater is classified as GW-2 if it is located within 30 feet of an existing occupied building and has an average annual depth below ground surface (bgs) of 15 feet or less. Under the MCP, volatile constituents present within GW-2 groundwater represent a potential source of organic vapors to the indoor air of the overlying and nearby occupied structures.
- GW-3 groundwater is defined as groundwater that discharges to surface water. By MCP definition, all groundwater at a site is classified as GW-3 since it is considered to ultimately discharge to surface water. In accordance with the CD and SOW, all groundwater at GMA 4 is considered as GW-3.

The CD and the SOW allow for the establishment of standards for GW-2 and GW-3 groundwater at the GMAs through use of one of three methods, as generally described in the MCP. The first, known as Method 1, consists of the application of pre-established numerical "Method 1" standards set forth in the MCP for both GW-2 and GW-3 groundwater (310 CMR 40.0974). These "default" standards have been developed to be conservative and will serve as the initial basis for evaluating groundwater at GMA 4. The current MCP

Method 1 GW-2 and GW-3 standards for the constituents detected in the spring 2005 sampling event are listed in Tables 6 and 7, respectively. For constituents for which Method 1 standards do not exist, the MCP provides procedures, known as Method 2, for developing such standards (Method 2 standards) for both GW-2 (310 CMR 40.0983(2)) and GW-3 (310 CMR 40.0983(4)) groundwater. For such constituents that are detected in groundwater during the baseline monitoring program, Attachment H to the SOW states that in the Baseline Monitoring Program Final Report, GE must propose to develop Method 2 standards using the MCP procedures or alternate procedures approved by EPA, or provide a rationale for why such standards need not be developed. For constituents whose concentrations exceed the applicable Method 1 (or Method 2) standards, GE may develop and propose to EPA alternative GW-2 and/or GW-3 standards based on a site-specific risk assessment. This procedure is known as Method 3 in the MCP. Upon EPA approval, these alternative risk-based GW-2 and/or GW-3 standards may be used in lieu of the Method 1 (or Method 2) standards. Of course, whichever method is used to establish such groundwater standards, GW-2 standards will be applied to GW-2 groundwater and GW-3 standards will be applied to GW-3 groundwater.

On January 9, 2006, MDEP approved revised Method 1 numerical standards for a number of constituents in groundwater. The revised standards became effective on April 3, 2006. This report uses the revised numerical standards for those substances for which revised numerical standards exist.

Based on consideration of the above points, the specific groundwater quality Performance Standards for GMA 4 consist of the following:

1. At monitoring wells designated as compliance points to assess GW-2 groundwater (i.e., groundwater located at an average depth of 15 feet or less from the ground surface and within 30 feet of an existing occupied building – or – as identified in the interim monitoring program, specifically well GMA4-5), groundwater quality shall achieve any of the following:
 - (a) the Method 1 GW-2 groundwater standards set forth in the MCP (or, for constituents for which no such standards exist, Method 2 GW-2 standards once developed, unless GE provides and EPA approves a rationale for not developing such Method 2 standards);
 - (b) alternative risk-based GW-2 standards developed by GE and approved by EPA as protective against unacceptable risks due to volatilization and transport of



volatile chemicals from groundwater to the indoor air of nearby occupied buildings; or

- (c) a condition, based on a demonstration approved by EPA, in which constituents in the groundwater do not pose an unacceptable risk to occupants of nearby occupied buildings via volatilization and transport to the indoor air of such buildings.
2. Groundwater quality shall ultimately achieve the following standards at the perimeter monitoring wells designated as compliance points for GW-3 standards:
- (a) the Method 1 GW-3 groundwater standards set forth in the MCP (or, for constituents for which no such standards exist, Method 2 GW-3 standards once developed, unless GE provides and EPA approves a rationale for not developing such Method 2 standards); or
 - (b) alternative risk-based GW-3 standards proposed by GE and approved by EPA as protective against unacceptable risks in surface water due to potential migration of constituents in groundwater.

These Performance Standards are to be applied to the results of the individual monitoring wells included in the monitoring program. Several monitoring wells have been designated as the compliance points for attainment of the Performance Standards identified above. These wells were identified in the GMA 4 Baseline Monitoring Proposal Addendum and are described further in Sections 4.3.1 (for GW-2 wells) and 4.3.2 (for GW-3 wells).

In addition to the Performance Standards described above, analytical results from all groundwater monitoring wells sampled during the fall 2006 sampling event were compared to the MCP UCLs for groundwater. Analytical results from wells included in the OPCA groundwater monitoring program were also compared to the 1999 baseline data, as well as prior OPCA-related monitoring data, for those wells.

4.3 Groundwater Quality – Fall 2006

For the purpose of generally assessing current groundwater quality conditions, the analytical results from the fall 2006 groundwater sampling event were compared to the groundwater Performance Standards for GMA 4. These Performance Standards are described in Section 4.2 above and are currently based (on a well-specific basis) on the MCP Method 1 GW-2 and/or GW-3 standards. The following subsections discuss the fall



2006 groundwater analytical results in relation to these Performance Standards, as well as in relation to the MCP UCLs for groundwater. In support of those discussions, Tables 6 and 7 provide a comparison of the concentrations of the detected constituents with the current GW-2 and GW-3 standards, respectively, while Table 8 presents a comparison of the concentrations of detected constituents with the MCP UCLs for groundwater.

With regard to constituents analyzed as either a filtered or unfiltered sample (i.e., PCBs and inorganics), the filtered results were utilized for comparison to the MCP GW-3 standards, while both the filtered and unfiltered results were compared to the MCP UCLs for groundwater. All monitoring wells were sampled and analyzed in accordance with the approved interim program protocols during the fall 2006 sampling event, which provides for the collection of filtered data only for PCB and inorganic constituent analyses (as appropriate). In addition, as noted above, filtered PCB samples from all wells were sent to two laboratories for analysis.

4.3.1 Groundwater Results Relative to GW-2 Performance Standards

Groundwater samples were collected from four monitoring wells at GMA 4 that have been designated as GW-2 monitoring wells and will be compliance points for the GW-2 standards. These wells are H78B-15, OPCA-MW-1R, OPCA-MW-4, and OPCA-MW-5R. The fall 2006 groundwater analytical results for the detected constituents within these four wells were compared to the MCP Method 1 GW-2 standards as presented in Table 6.

There were no exceedances of GW-2 standards during this sampling round. At well OPCA-MW-5R, vinyl chloride was not detected in the fall 2006 sampling event, although the concentration during the spring sampling event exceeded the GW-2 standards. Trichloroethene (TCE) at well H78B-17R (although this well is not a GW-2 well, but is compared to the GW-2 standards due to its location near the boundary of this GMA and upgradient of occupied buildings) had a concentration that exceeded the newly-effective GW-2 standard for TCE (which is one-tenth of the prior standard) in the spring 2006 sampling event. However, the TCE concentration in this well in spring 2006 was decreased from the prior sampling event in fall 2005. Well H78B-17R was not scheduled to be sampled in fall 2006, so this exceedance will be further assessed during the next annual interim sampling event at this location in fall 2007. None of the GW-2 wells exhibited total VOC concentrations above 5 ppm (the level specified in the SOW as a notification level for GW-2 wells and a potential trigger level for the proposal of interim response actions).



4.3.2 Groundwater Results Relative to GW-3 Performance Standards

Groundwater samples were collected from 12 wells designated as GW-3 monitoring points during the fall 2006 groundwater sampling event. Four of these wells (H78B-15, OPCA-MW-1R, OPCA-MW-4, and OPCA-MW-5R) are designated as GW-2 Sentinel/GW-3 general source area sentinel wells. Three of these wells (78-1, 78-6, and GMA 4-6) are GW-3 upgradient perimeter wells. Five wells (OPCA-MW-2, OPCA-MW-3, and OPCA-MW-6 though OPCA-MW-8) are downgradient GW-3 monitoring points. The analytical results for the constituents detected in these wells were compared to the applicable MCP Method 1 GW-3 standards as presented in Table 7. Although Table 7 provides a comparison of the fall 2006 analytical results from the 12 monitoring wells with GW-3 standards, those wells are not GW-3 compliance points.

None of the substances in any of the wells during the fall 2006 sampling round was detected at a level above the substance's GW-3 standard. As discussed above, the spring 2006 interim monitoring results showed PCB levels above GW-3 standards (0.0003 ppm) at five GW-3 wells. An expedited sampling round was conducted at wells 78-1, 78-6, and GMA4-6 in September 2006 to validate the results of the spring 2006 monitoring. In a letter to the EPA dated November 7, 2006 GE reported that no PCBs were detected in any of the three filtered samples analyzed by SGS, while one sample analyzed by NEA showed a filtered total PCB concentration of 0.00023, below the GW-3 standard of 0.0003 ppm. The results from the expedited sampling round are consistent with the fall 2006 sampling round, which showed no detections of PCBs in any GMA 4 wells in the samples analyzed by SGS and limited detections at levels below the GW-3 standard in samples analyzed by NEA. These data provide further indication that the spring 2006 PCB data appear to have been anomalous.

4.3.3 Comparison to Upper Concentration Limits

In addition to comparing the fall 2006 groundwater analytical results with applicable MCP Method 1 GW-2 and MCP Method 1 GW-3 standards, those results have also been compared with the groundwater UCLs specified in the MCP (310 CMR 40.0996(7)). These comparisons are presented in Table 8, which indicates that none of the constituents detected was above its respective UCL in any of the groundwater samples analyzed during the fall 2006 sampling event.

4.3.4 Comparison to OPCA Baseline and Prior Groundwater Data

Groundwater samples were collected from 12 OPCA monitoring wells during the fall 2006 interim sampling event. Analytical data from the samples collected were compared to the results of the 1999 OPCA baseline investigation and, where relevant, to the results of more recent semi-annual monitoring events. The analytical data from the initial OPCA groundwater monitoring events conducted in 1999 and 2001 are summarized in Table B-1 within Appendix B, along with data collected during the most recent year of sampling. Graphs illustrating historical total VOC concentrations and filtered/unfiltered PCB concentrations for the OPCA wells over the duration of the groundwater monitoring program are also presented in Appendix B, along with graphs of historical concentrations of individual constituents where concentrations exceeded the applicable current MCP Method 1 GW-2 or GW-3 standards or UCLs during at least one OPCA monitoring program sampling event. The results of these comparisons for each analytical constituent group (i.e., VOCs, SVOCs, PCBs, PCDDs/PCDFs, and inorganics) are discussed below.

With limited exceptions, the fall 2006 groundwater sampling results from the OPCA monitoring wells were consistent with those from the baseline round and/or recent sampling events (other than the spring 2006 PCB data, which, as discussed above, appear to have been anomalous). All constituents were below the applicable UCLs, Method 1 GW-2 standards, and/or Method 1 GW-3 standards.

VOCs

Eight VOCs were detected in the fall 2006 OPCA monitoring well samples, three of which were only detected at trace concentrations. Toluene was detected in 4 wells (78-6, OPCA-MW-2, OPCA-MW-4 and OPCA-MW-5R) in concentrations ranging from 0.00062 to 0.0019 ppm, which is well below the GW-3 standard of 4 ppm. Toluene was also detected in at estimated concentrations below the associated detection limit in six other wells (78-1, GMA4-6, H78B-15, OPCA-MW-6, OPCA-MW-7, and OPCA-MW-8) with the estimated concentration range of 0.00022 to 0.00074 ppm. Chlorobenzene was detected in well OPCA-MW-5R at a concentration of 0.0018 ppm. Chlorobenzene was also detected at this well in spring 2006 at an estimated concentration of 0.0028 ppm. Chlorobenzene had had also been detected at well OPCA-MW-2 during the spring 2006 monitoring event at an estimated concentration of 0.0028 ppm, but was not detected at that well during this monitoring round. Chloroform was detected in H78B-15 at a concentration of 0.0049 ppm, and tetrachloroethene was detected at well OPCA-MW-1R at a concentration of 0.018 ppm. Trichloroethene was detected at well OPCA-MW-4 at a concentration of 0.0020 ppm. Trichloroethene was also detected in OPCA-MW-4 during the spring monitoring event at an

estimated concentration of 0.0016 ppm. These concentrations are all below the GW-3 standards, which are shown in Table 7. Benzene was detected in one well, OPCA-MW-5R, at an estimated concentration of 0.00024 ppm. Chloromethane was detected in three wells (H78B-15, OCPA-MW-2, and OPCA-MW-4) in estimated concentrations ranging from 0.00033 ppm to 0.00061 ppm. Vinyl chloride was detected in well OPCA-MW-4 at an estimated concentration of 0.00056 ppm, which is well below the GW-3 standard of 50 ppm. Vinyl chloride, which was detected in well OPCA-MW-5R in spring 2006 at concentrations above the GW-2 standards, was not detected at this well during this monitoring round. Reviewing the historical sampling data in Appendix B, the low level of vinyl chloride during fall 2006, and not the anomalous level detected in spring 2006, is consistent with previous sampling at this well.

These VOC results are generally consistent with the 1999 baseline sampling analytical results and have been compared with the historical results as illustrated in the graphs depicting total VOC concentrations over time provided in Appendix B. As discussed below, GE plans to continue the OPCA groundwater monitoring program and to continue to monitor concentrations of these and other constituents in the OPCA wells.

SVOCs

No SVOCs were detected in fall 2006. During the fall 2005 sampling event, one SVOC (1,2,4-Trichlorobenzene) had been detected in OPCA monitoring well OPCA-MW-2 at an estimated concentration of 0.0016 ppm in monitoring well but was non-detect in a duplicate sample taken from this location. While that detected concentration was well below the applicable MCP GW-3 standard, that monitoring event represented the first time that 1,2,4-Trichlorobenzene was detected at this well or any of the other GMA 4/OPCA wells since initiation of the baseline sampling activities. No 1,2,4-Trichlorobenzene or, as noted above, any other SVOCs, were detected in any of the spring 2006 or fall 2006 OPCA groundwater samples.



PCBs

The fall 2006 analytical results for the OPCA monitoring program indicate that PCBs were detected in four of the twelve filtered samples analyzed by NEA in concentrations ranging from 0.000023 ppm to 0.00023 ppm. Groundwater samples analyzed by SGS showed PCBs were not detected in any samples.

The fall 2006 groundwater analytical results are less than or consistent with the previous sampling results and, in particular, do not show the apparent increase in PCB concentrations suggested in the spring 2006 round. The PCB results from fall 2006 are consistent with data from the September 2006 expedited sampling event, which showed PCBs at trace or non-detectable levels. The graphs of historical total PCB concentrations in Appendix B also show that the PCB concentrations from the fall 2006 sampling event are consistent with previous sampling events and that the spring 2006 results appear to be anomalous at certain locations.

Other Appendix IX+3 Constituents

Low levels of PCDDs were observed in OPCA groundwater monitoring program wells 78-1, OPCA-MW-1R, OPCA-MW-2, OPCA-MW-5R, OPCA-MW-6, OPCA-MW-7, and OPCA-MW-8, and trace levels of PCDFs were detected in five wells ((78-6, GMA4-6, OPCA-MW-4, OPCA-MW-5R, and OPCA-MW-7) during the fall 2006 sampling event. No PCDDs or PCDFs were detected in wells H78B-15 and OPCA-MW-3. As previously discussed in Section 3.2.4, TEQ values are calculated for each sample using TEFs and half the detection limit for non-detected PCDDs and PCDFs. The concentrations of these TEQ values are similar to those previously observed during the OPCA groundwater monitoring program and are also below the applicable UCL and Method 1 GW-3 standard.

For inorganic constituents, minor variations in detected concentrations have been observed in several monitoring wells. These fluctuations have been observed during the course of the OPCA groundwater monitoring program and are considered typical for inorganic constituents in groundwater. All of the inorganic constituents detected in fall 2006 were at concentrations less than the applicable Method 1 GW-2 standards and UCLs.

4.3.5 Pittsfield Generating Company Supply Well

As noted above, PGC analyzed one groundwater sample obtained from its deep bedrock industrial cooling-supply well ASW-5 for VOCs and PCBs in accordance with its approved monitoring program. No constituents other than TCE were detected in the most recent



sample obtained from supply well ASW-5. A table and graphs summarizing the historical analytical results for this well are provided in Appendix C. As shown on those graphs, total VOC concentrations (consisting primarily of TCE) have remained fairly consistent, ranging between 0.012 ppm and 0.038 ppm since June 1996, with the fall 2006 total VOC result (0.012 ppm) residing in the lower portion of this historical range. None of the VOCs detected in this supply well has been observed at concentrations above the MCP Method 1 GW-3 standards. In addition, PCBs have not been detected in this well in any of the samples collected during this time frame.

4.4 Overall Assessment of Groundwater Analytical Results

Graphs illustrating historical total VOC concentrations and filtered/unfiltered PCB concentrations for all wells sampled in fall 2006 that have been previously sampled and analyzed for those constituents are presented in Appendix B. In addition, Appendix B contains graphs of historical concentrations of individual constituents at monitoring wells where concentrations exceeded the applicable current MCP Method 1 GW-2 or GW-3 standards or UCLs during one or more of the prior baseline, interim, or OPCA monitoring program sampling events.

Based on a review of the concentration vs. time graphs presented in Appendix B, VOCs have not been detected or have remained at low levels in the majority of the wells that have been monitored, with the exception of certain wells located within the groundwater depression extending from northwest to southeast beneath the Hill 78 OPCA and PGC facility, where varying concentrations of chlorinated VOCs have been observed.

As discussed above, the fall 2006 groundwater sampling and analysis results from GMA 4 showed no wells exceeding the applicable groundwater quality standard for any constituent. PCB concentrations showed a general decrease from spring 2006, when anomalous PCB concentrations were detected at certain wells. In general, the PCB data have not exhibited any clear trends (either seasonal or from event to event) during the course of the monitoring program. Rather, as indicated in previous reports for this GMA, fluctuations in PCB concentrations have generally been observed on a GMA-wide basis during certain monitoring events.



4.5 NAPL Monitoring Results

NAPL monitoring was conducted during all groundwater elevation monitoring activities conducted in fall 2006. NAPL was not observed in any of the GMA 4 monitoring wells monitored during this time period, including wells OPCA-MW-2 and OPCA-MW-3, which are located downgradient of the only known occurrence of NAPL at this GMA (i.e., at well H78B-8R, which was decommissioned as part of the OPCA construction). In addition to the semi-annual groundwater elevation/NAPL monitoring event, GE continued monthly groundwater elevation/NAPL monitoring at well GMA4-3 to verify that LNAPL has not migrated from GMA 3 to the western side of Plastics Avenue. The results of this monitoring are provided in Appendix E (along with all other monitoring data collected in fall 2006). LNAPL has not been detected at well GMA4-3 since monthly monitoring was initiated in April 2005. GE plans to continue to monitor well GMA4-3 on a monthly basis for the presence of LNAPL and will include those results, along with any proposals to address the monitoring results, in the future groundwater quality reports for GMA 3 and GMA 4.



5. Schedule of Future Activities

5.1 General

In fall 2006, GE conducted the sixth sampling event of the interim groundwater monitoring program. This program will be conducted until completion of any necessary soil-related Removal Actions at the RAAs that comprise GMA 4. The interim monitoring program is designed to obtain additional data from locations where it is not yet clear whether the initial baseline groundwater quality results indicate that the particular well may require future monitoring in a long-term monitoring program. In addition, the OPCA monitoring program will be continued during the interim period with sampling and analysis being conducted on a semi-annual basis until closure of the OPCAs.

GE has reviewed the groundwater analytical data from the fall 2006 interim sampling event for results that would indicate the need to modify the interim monitoring program. The fall 2006 data is generally consistent with prior monitoring events and no modifications to the interim monitoring program are proposed at this time. Following a review of the PCB data in samples from GMAs 1, 4, and 5 analyzed by both SGS and NEA in fall 2006, GE has concluded that similar results were reported when PCB concentrations were above the detection limits of the respective laboratories (i.e., at levels of interest when comparing PCB concentrations to the applicable Performance Standard). Since each laboratory provides data that meets the data quality criteria of the groundwater monitoring programs, GE will continue to utilize SGS for future groundwater quality monitoring events at the GMAs as there does not appear to be any reason for making a change in laboratories.

This section addresses the schedule for future groundwater quality monitoring activities and reporting for GMA 4. Specifically, this section provides a schedule for the spring 2007 OPCA groundwater sampling event, the upcoming fall 2007 interim monitoring event, and associated reporting activities. A summary of the spring 2007 interim sampling program is provided in Table 9.

5.2 Field Activities Schedule

GE anticipates that the spring 2007 interim sampling event will take place in April 2007. Semi-annual sampling and analyses will be performed at the twelve OPCA groundwater monitoring program wells. Analyses of groundwater samples will be performed according to the requirements of the OPCA groundwater monitoring program, as listed in Table 9.



Groundwater elevations from select wells will also be monitored on a quarterly basis, with future monitoring rounds conducted during the months of April, July, October, and January. The April 2007 monitoring round will also include all baseline wells that have been retained for semi-annual groundwater elevation monitoring. Well GMA4-3 will continue to be monitored for NAPL on a monthly basis throughout fall 2006. If wells or piezometers are installed on the Allendale School property and utilized by EPA in 2007, GE will attempt to coordinate its groundwater monitoring activities with similar EPA-conducted groundwater elevation monitoring that may be performed in that area to allow the collection of supplemental data for inclusion in GE's future GMA 4 evaluations and reporting.

Prior to performance of these field activities, GE will provide EPA with 7 days advance notice to allow: (1) the assignment of field oversight personnel; (2) preparations to split samples with EPA's contractor; and (3) the collection by EPA of groundwater levels at the Allendale wells in conjunction with GE's groundwater elevation monitoring activities at GMA 4 (if desired).

5.3 Reporting Schedule

GE will continue to provide the results of preliminary groundwater elevation and analytical data in its monthly reports on overall activities at the GE-Pittsfield/Housatonic River Site.

GE will submit the Spring 2007 Interim Groundwater Quality Report for GMA 4 by August 31, 2007, in accordance with the reporting schedule approved by EPA. That report will present the final, validated spring 2007 interim sampling results, including a summary of data from other groundwater-related activities conducted at GMA 4 between January 2007 and June 2007, a discussion of those results, and any proposals to further modify the interim monitoring program.

Tables

**Table 1
Groundwater Quality Monitoring Program Summary**

**Groundwater Quality Monitoring Interim Report for Fall 2006
Groundwater Management Area 4
General Electric Company - Pittsfield Massachusetts**

Well Number	Monitoring Well Usage	Sampling Schedule	Analyses	Comments
78-1	GW-3 Perimeter (Upgradient)/OPCA Groundwater Monitoring Program	Semi-Annual	PCB/App. IX ^(1,2)	
78-6	GW-3 Perimeter/OPCA Groundwater Monitoring Program	Semi-Annual	PCB/App. IX ^(1,2)	
GMA4-6	GW-3 Perimeter (Upgradient)/OPCA Groundwater Monitoring Program	Semi-Annual	PCB/App. IX ^(1,2)	
H78B-15	GW-2 Sentinel/GW-3 General/Source Area Sentinel/OPCA Groundwater Monitoring Program	Semi-Annual	PCB/App. IX ^(1,2)	
H78B-16	Supplemental Well for TCE Evaluation	Annual - Fall 2007	VOC	Sampling of these two wells is to be conducted on an annual basis, alternating between the spring and fall seasons each year. This schedule began with the spring 2004 event and the next scheduled sampling will be fall 2007.
H78B-17R	GW-3 Perimeter (Downgradient)	Annual - Fall 2007	VOC	
OPCA-MW-1R	GW-2 Sentinel/GW-3 General/Source Area Sentinel/OPCA Groundwater Monitoring Program	Semi-Annual	PCB/App. IX ^(1,2)	Replaced well OPCA-MW-1 following spring 2006 sampling event.
OPCA-MW-2	GW-3 General/Source Area Sentinel/OPCA Groundwater Monitoring Program	Semi-Annual	PCB/App. IX ^(1,2)	
OPCA-MW-3	GW-3 General/Source Area Sentinel/OPCA Groundwater Monitoring Program	Semi-Annual	PCB/App. IX ^(1,2)	
OPCA-MW-4	GW-2 Sentinel/GW-3 General/Source Area Sentinel/OPCA Groundwater Monitoring Program	Semi-Annual	PCB/App. IX ^(1,2)	
OPCA-MW-5R	GW-2 Sentinel/GW-3 General/Source Area Sentinel/OPCA Groundwater Monitoring Program	Semi-Annual	PCB/App. IX ^(1,2)	
OPCA-MW-6	GW-3 General/Source Area Sentinel/OPCA Groundwater Monitoring Program	Semi-Annual	PCB/App. IX ^(1,2)	
OPCA-MW-7	GW-3 General/Source Area Sentinel/OPCA Groundwater Monitoring Program	Semi-Annual	PCB/App. IX ^(1,2)	
OPCA-MW-8	GW-3 General/Source Area Sentinel/OPCA Groundwater Monitoring Program	Semi-Annual	PCB/App. IX ^(1,2)	

Notes:

1. Appendix IX+3 analyses consists of those non-PCB constituents listed in Appendix IX of 40 CFR Part 264 pesticides and herbicides) plus three constituents -- benzidine, 2-chloroethyl vinyl ether, and 1,2-diphenylhydrazine.
2. Per the interim monitoring program protocols, analyses for PCBs, metals, and cyanide performed on filtered samples only.

Table 2
Groundwater Elevation Monitoring Program Summary

Groundwater Quality Monitoring Interim Report for Fall 2006
Groundwater Management Area 4
General Electric Company - Pittsfield Massachusetts

Well Number	Monitoring Schedule	Comments
60A	Semi-Annual	
60B-R	Semi-Annual	
78-1	Quarterly	
78-2	Quarterly	
78-3	Semi-Annual	
78-4	Semi-Annual	
78-5R	Semi-Annual	
78-6	Quarterly	
ES1-20	Quarterly	GMA 1 monitoring well along boundary of GMA 4
GMA4-1	Semi-Annual	
GMA4-2	Semi-Annual	
GMA4-3	Monthly	
GMA4-4	Quarterly	
GMA4-6	Quarterly	
H78B-13R	Semi-Annual	
H78B-15	Semi-Annual	
H78B-16	Semi-Annual	
H78B-17	Semi-Annual	
H78B-17R	Semi-Annual	
NY-3	Quarterly	
NY-4	Quarterly	
OPCA-MW-1R	Quarterly	
OPCA-MW-2	Quarterly	
OPCA-MW-3	Quarterly	
OPCA-MW-4	Quarterly	
OPCA-MW-5R	Quarterly	
OPCA-MW-6	Quarterly	
OPCA-MW-7	Quarterly	
OPCA-MW-8	Quarterly	
RF-14	Semi-Annual	
RF-15	Semi-Annual	
SCH-4	Quarterly	
UB-MW-5	Semi-Annual	
UB-MW-6	Semi-Annual	

Notes:

1. The listed monitoring wells are monitored for groundwater elevation and NAPL presence at the frequencies shown above.

Table 3
Monitoring Well Construction Summary

Groundwater Quality Monitoring Interim Report for Fall 2006
Groundwater Management Area 4
General Electric Company - Pittsfield Massachusetts

Monitoring Well Number	Survey Coordinates		Well Diameter (in)	Ground Surface Elevation (ft AMSL)	Measuring Point Elevation (ft AMSL)	Depth to Top of Screen (ft BGS)	Screen Length (ft)	Top of Screen Elevation (ft AMSL)	Base of Screen Elevation (ft AMSL)
	Northing	Easting							
60A	536026.90	138126.20	2.00	1,002.62	1,001.71	NA	NA	NA	NA
60B-R	536021.40	138133.00	2.00	1,003.04	1,002.79	12.0	10.0	991.04	981.04
78-1	536143.95	136345.00	4.00	1,027.40	1,026.32	8.0	15.0	1,019.40	1,004.40
78-2	536412.95	136892.57	4.00	1,034.90	1,033.96	6.0	15.0	1,028.90	1,013.90
78-3	535127.67	137132.78	4.00	1,008.10	1,007.13	10.0	15.0	998.10	983.10
78-4	535014.77	136555.05	4.00	999.50	998.55	6.0	15.0	993.50	978.50
78-5R	534944.00	136219.20	2.00	997.96	997.36	4.0	15.0	993.96	978.96
78-6	535917.90	135919.00	4.00	1,012.33	1,012.00	3.0	15.0	1,009.33	994.33
ES1-20	535314.82	134924.90	0.75	997.82	1,001.56	6.0	10.0	991.82	981.82
GMA4-1	535134.40	136407.20	2.00	1,012.35	1,012.06	13.3	15.0	999.05	984.05
GMA4-2	536218.10	137516.40	2.00	1,006.22	1,006.06	9.59	10.0	996.63	986.63
GMA4-3	536289.60	137999.80	2.00	1,004.14	1,003.95	16.09	10.0	988.05	978.05
GMA4-4	535332.20	135149.40	2.00	996.60	999.64	5.0	15.0	991.60	976.60
GMA4-5	534524.90	136816.60	2.00	993.56	993.34	8.0	10.0	985.56	975.56
GMA4-6	535774.20	135658.40	2.00	1,009.62	1,009.12	3.0	10.0	1,006.62	996.62
H78B-13R	534740.20	135327.90	2.00	993.23	992.93	5.0	15.0	988.23	973.23
H78B-15	535408.90	136705.20	0.75	1,009.80	1,012.68	6.0	10.0	1,003.80	993.80
H78B-16	535040.80	136495.50	0.75	996.00	999.33	4.0	10.0	992.00	982.00
H78B-17	534997.30	136666.20	1.00	999.30	1,002.54	6.0	10.0	993.30	983.30
H78B-17R	534996.00	136659.20	4.00	999.20	1,000.31	14.3	9.3	984.90	975.60
NY-3	535508.40	135077.10	4.00	1,005.60	1,005.33	10.0	15.0	995.60	980.60
NY-4	535669.20	135360.10	4.00	1,024.80	1,024.24	17.0	15.0	1,007.80	992.80
OPCA-MW-1R	535377.40	135573.90	2.00	1,016.97	1,016.46	10.0	15.0	1,006.97	991.97

Table 3
Monitoring Well Construction Summary

Groundwater Quality Monitoring Interim Report for Fall 2006
Groundwater Management Area 4
General Electric Company - Pittsfield Massachusetts

Monitoring Well Number	Survey Coordinates		Well Diameter (in)	Ground Surface Elevation (ft AMSL)	Measuring Point Elevation (ft AMSL)	Depth to Top of Screen (ft BGS)	Screen Length (ft)	Top of Screen Elevation (ft AMSL)	Base of Screen Elevation (ft AMSL)
	Northing	Easting							
OPCA-MW-2	535180.57	135917.60	2.00	1,017.30	1,019.58	13.0	10.0	1,004.30	994.30
OPCA-MW-3	535299.60	136188.90	2.00	1,015.30	1,014.83	18.0	10.0	997.30	987.30
OPCA-MW-4	535570.22	136222.55	2.00	1,019.20	1,018.67	12.0	10.0	1,007.20	997.20
OPCA-MW-5R	535630.68	136477.98	2.00	1,016.64	1,016.34	11.25	10.0	1,005.39	995.39
OPCA-MW-6	535449.44	136901.92	2.00	1,022.70	1,022.31	15.0	10.0	1,007.70	997.70
OPCA-MW-7	535673.73	136835.86	2.00	1,026.90	1,026.57	14.0	10.0	1,012.90	1,002.90
OPCA-MW-8	535989.21	136679.68	2.00	1,027.90	1,027.40	13.5	10.0	1,014.40	1,004.40
RF-14	536833.60	137753.70	4.00	1,001.90	1,001.59	7.0	15.0	994.90	979.90
RF-15	535638.20	137802.90	1.00	1,012.18	1,011.80	9.0	15.0	1,003.18	988.18
SCH-4	535975.46	136030.74	2.00	1,012.27	1,014.05	7.9	10.0	1,004.37	994.37
UB-MW-5	536364.60	137001.00	2.00	1,006.28	1,006.06	7.0	10.0	999.28	989.28
UB-MW-6	535541.60	137463.10	2.00	1,020.55	1,019.79	26.0	10.0	994.55	984.55

Notes:

1. ft AMSL - Feet above mean sea level
2. ft BGS - Feet below ground surface
3. NA - Information not available.

Table 4
Groundwater Elevation Data - Summer/Fall 2006

Groundwater Quality Monitoring Interim Report for Fall 2006
Groundwater Management Area 4
General Electric Company - Pittsfield Massachusetts

Well Number	Date Measured	Groundwater Elevation ⁽¹⁾
Summer 2006 Monitoring Event		
78-1	7/11/2006	1,016.78
78-2	7/11/2006	1,025.94
78-6	7/11/2006	1,003.90
GMA4-3	7/11/2006	986.47
GMA4-4	7/11/2006	987.09
GMA4-6	7/11/2006	1,000.58
NY-3	7/11/2006	990.18
NY-4	7/11/2006	1,014.84
OPCA-MW-1R	7/11/2006	1,011.37
OPCA-MW-2	7/11/2006	1,002.03
OPCA-MW-3	7/11/2006	995.91
OPCA-MW-4	7/11/2006	1,006.82
OPCA-MW-5R	7/11/2006	1,005.82
OPCA-MW-6	7/11/2006	1,005.23
OPCA-MW-7	7/11/2006	1,012.46
OPCA-MW-8	7/11/2006	1,017.21
SCH-4	7/11/2006	1,005.07
Fall 2006 Monitoring Event		
60B-R	10/26/2006	986.83
78-1	10/26/2006	1,016.42
78-2	10/26/2006	1,023.56
78-3	10/26/2006	989.59
78-4	10/26/2006	986.02
78-5R	10/26/2006	992.18
78-6	10/26/2006	1,005.00
GMA4-1	10/26/2006	989.14
GMA4-2	10/26/2006	993.02
GMA4-3	10/26/2006	986.06
GMA4-4	10/26/2006	987.27
GMA4-6	10/26/2006	1,000.72
H78B-13R	10/26/2006	982.04
H78B-15	10/26/2006	998.33
H78B-16	10/26/2006	986.95
H78B-17	10/26/2006	986.13
H78B-17R	10/26/2006	986.91
NY-3	10/26/2006	990.13
NY-4	10/26/2006	1,015.55

Table 4
Groundwater Elevation Data - Summer/Fall 2006

Groundwater Quality Monitoring Interim Report for Fall 2006
Groundwater Management Area 4
General Electric Company - Pittsfield Massachusetts

Well Number	Date Measured	Groundwater Elevation ⁽¹⁾
OPCA-MW-1R	10/26/2006	1,012.56
OPCA-MW-2	10/26/2006	1,000.93
OPCA-MW-3	10/26/2006	994.96
OPCA-MW-4	10/26/2006	1,006.19
OPCA-MW-5R	10/26/2006	1,005.39
OPCA-MW-6	10/26/2006	1,002.81
OPCA-MW-7	10/26/2006	1,007.19
OPCA-MW-8	10/26/2006	1,015.81
RF-14	10/26/2006	991.94
RF-15	10/26/2006	995.62
SCH-4	10/26/2006	1,006.45
UB-MW-5	10/26/2006	991.55
UB-MW-6	10/26/2006	997.31

Notes:

1. The elevation shown is in feet above mean sea level.
2. The data shown above was utilized in the preparation of the summer 2006 and fall 2006 groundwater elevation contour maps for GMA 4. Other groundwater elevation data collected from July to December 2006 is provided in Appendix E.

Table 5
Field Parameter Measurements - Fall 2006

Groundwater Quality Monitoring Interim Report For Fall 2006
Groundwater Management Area 4
General Electric Company- Pittsfield, Massachusetts

Well Number	Temperature (deg. C)	pH (SU)	Specific Conductivity (mS/cm)	Turbidity (NTU)	Dissolved Oxygen (mg/L)	Oxidation-Reduction Potential (mV)
78-1	13.97	6.13	0.833	2	1.17	-52.9
78-6	14.08	6.38	2.589	31	0.86	-63.7
GMA4-6	13.34	6.94	1.277	1	0.26	52.6
H78B-15	13.22	6.17	0.536	1	7.21	-16.5
OPCA-MW-1R	15.17	7.10	2.660	4	7.88	128.7
OPCA-MW-2	12.27	8.83	1.190	1	7.02	112.4
OPCA-MW-3	13.43	6.20	0.752	6	3.91	-43.8
OPCA-MW-4	13.08	7.18	1.121	3	1.40	143.6
OPCA-MW-5R	13.78	6.63	1.302	11	0.38	141.7
OPCA-MW-6	11.53	6.43	3.050	1	2.43	-16.9
OPCA-MW-7 ⁽⁸⁾	13.11	6.25	1.166	1	3.26	-20.3
OPCA-MW-8	14.45	6.93	1.118	2	6.22	-27.1

Notes:

1. Well parameters were generally monitored continuously during purging by low-flow techniques. Final
2. NTU - Nephelometric Turbidity Units
3. deg. C - Degrees Celsius
4. SU - Standard Units
5. mS/cm - Millisiemens per centimeter
6. mV - Millivolts
7. mg/L - Milligrams per liter (ppm)
8. Well became dry prior to collection of groundwater samples for all analyses. Remaining groundwater samples were collected following recharge of well. The listed field parameter data was collected during the initial purge round.

Table 6
Comparison of Groundwater Analytical Results to MCP Method 1 GW-2 Standards

Groundwater Quality Interim Report For Fall 2006
Groundwater Management Area 4
General Electric Company - Pittsfield, Massachusetts
(Results are presented in parts per million, ppm)

Parameter	Sample ID: Laboratory: Date Collected:	Method 1 GW-2 Standards	H78B-15 SGS 11/09/06	OPCA-MW-1R SGS 11/08/06	OPCA-MW-4 SGS 11/09/06	OPCA-MW-5R SGS 11/09/06
	Volatile Organics					
Benzene		2	ND(0.0010)	ND(0.0010)	ND(0.0010) [ND(0.0010)]	0.00024 J
Chlorobenzene		0.2	ND(0.0010)	ND(0.0010)	ND(0.0010) [ND(0.0010)]	0.0018
Chloroform		0.4	0.0049	ND(0.0010)	ND(0.0010) [ND(0.0010)]	ND(0.0010)
Chloromethane		Not Listed	0.00061 J	ND(0.0010)	0.00068 J [0.00039 J]	ND(0.0010)
Tetrachloroethene		0.05	ND(0.0010)	0.018	ND(0.0010) [ND(0.0010)]	ND(0.0010)
Toluene		8	0.00068 J	ND(0.0010)	ND(0.0010) [0.00073 J]	0.0011
Trichloroethene		0.03	ND(0.0010)	ND(0.0010)	0.0020 [0.0020]	ND(0.0010)
Vinyl Chloride		0.002	ND(0.0010)	ND(0.0010)	0.00055 J [0.00057 J]	ND(0.0010)
Total VOCs		5	0.0062 J	0.018	0.0032 J [0.0037 J]	0.0031 J
Semivolatile Organics						
None Detected		--	--	--	--	--

Notes:

1. Samples were collected by ARCADIS BBL, and submitted to SGS Environmental Services, Inc. and Northeast Analytical, Inc. for analysis of Appendix IX+3 constituents.
2. Samples have been validated as per Field Sampling Plan/Quality Assurance Project Plan (FSP/QAPP), General Electric Company, Pittsfield, Massachusetts, Blasland Bouck & Lee, Inc. (approved May 29, 2004 and resubmitted June 19, 2004).
3. Only volatile and semivolatile analysis is presented for the MCP Method 1 GW-2 Standards Comparison.
4. ND - Analyte was not detected. The number in parentheses is the associated detection limit.
5. Field duplicate sample results are presented in brackets.
6. Only those constituents detected in one or more samples are summarized.

Data Qualifiers:

Organics (volatiles, semivolatiles)

- J - Indicates that the associated numerical value is an estimated concentration.
- R - Data was rejected due to a deficiency in the data generation process.

Table 7
Comparison of Groundwater Analytical Results to MCP Method 1 GW-3 Standards

Groundwater Quality Interim Report For Fall 2006
Groundwater Management Area 4
General Electric Company - Pittsfield, Massachusetts
(Results are presented in parts per million, ppm)

Parameter	Sample ID: Laboratory: Date Collected:	Method 1 GW-3 Standards	78-1		78-6	
			SGS 11/07/06	NEA 11/07/06	SGS 11/07/06	NEA 11/07/06
Volatile Organics						
Benzene		10	ND(0.0010)	NA	ND(0.0010)	NA
Chlorobenzene		1	ND(0.0010)	NA	ND(0.0010)	NA
Chloroform		10	ND(0.0010)	NA	ND(0.0010)	NA
Chloromethane		Not Listed	ND(0.0010)	NA	ND(0.0010)	NA
Tetrachloroethene		30	ND(0.0010)	NA	ND(0.0010)	NA
Toluene		4	0.00074 J	NA	0.0019	NA
Trichloroethene		5	ND(0.0010)	NA	ND(0.0010)	NA
Vinyl Chloride		50	ND(0.0010)	NA	ND(0.0010)	NA
PCBs-Filtered						
Aroclor-1254		Not Listed	ND(0.00011)	0.000023	ND(0.00011)	ND(0.000022)
Total PCBs		0.0003	ND(0.00011)	0.000023	ND(0.00011)	ND(0.000022)
Semivolatile Organics						
None Detected		--	--	NA	--	NA
Furans						
2,3,7,8-TCDF		Not Listed	ND(0.000000011)	NA	0.000000012 J	NA
TCDFs (total)		Not Listed	ND(0.000000011)	NA	0.000000012 J	NA
1,2,3,7,8-PeCDF		Not Listed	ND(0.000000053)	NA	ND(0.000000054)	NA
2,3,4,7,8-PeCDF		Not Listed	ND(0.000000053)	NA	ND(0.000000054)	NA
PeCDFs (total)		Not Listed	ND(0.000000053)	NA	ND(0.000000054)	NA
1,2,3,4,7,8-HxCDF		Not Listed	ND(0.000000053)	NA	ND(0.000000054)	NA
1,2,3,6,7,8-HxCDF		Not Listed	ND(0.000000053)	NA	ND(0.000000054)	NA
1,2,3,7,8,9-HxCDF		Not Listed	ND(0.000000053)	NA	ND(0.000000054)	NA
2,3,4,6,7,8-HxCDF		Not Listed	ND(0.000000053)	NA	ND(0.000000054)	NA
HxCDFs (total)		Not Listed	ND(0.000000053)	NA	ND(0.000000054)	NA
1,2,3,4,6,7,8-HpCDF		Not Listed	ND(0.000000053)	NA	ND(0.000000054)	NA
1,2,3,4,7,8,9-HpCDF		Not Listed	ND(0.000000053)	NA	ND(0.000000054)	NA
HpCDFs (total)		Not Listed	ND(0.000000053)	NA	ND(0.000000054)	NA
OCDF		Not Listed	ND(0.000000011)	NA	ND(0.000000011)	NA
Dioxins						
2,3,7,8-TCDD		Not Listed	ND(0.000000014)	NA	ND(0.000000014)	NA
TCDDs (total)		Not Listed	ND(0.000000014)	NA	ND(0.000000014)	NA
1,2,3,7,8-PeCDD		Not Listed	ND(0.000000053)	NA	ND(0.000000054)	NA
PeCDDs (total)		Not Listed	ND(0.000000053)	NA	ND(0.000000054)	NA
1,2,3,4,7,8-HxCDD		Not Listed	ND(0.000000053)	NA	ND(0.000000054)	NA
1,2,3,6,7,8-HxCDD		Not Listed	ND(0.000000053)	NA	ND(0.000000054)	NA
1,2,3,7,8,9-HxCDD		Not Listed	ND(0.000000053)	NA	ND(0.000000054)	NA
HxCDDs (total)		Not Listed	ND(0.000000053)	NA	ND(0.000000054)	NA
1,2,3,4,6,7,8-HpCDD		Not Listed	ND(0.000000053)	NA	ND(0.000000054)	NA
HpCDDs (total)		Not Listed	0.000000088 J	NA	ND(0.000000054)	NA
OCDD		Not Listed	ND(0.000000019)	NA	ND(0.000000029)	NA
Total TEQs (WHO TEFs)		0.0000001	0.000000069	NA	0.000000070	NA
Inorganics-Unfiltered						
None Detected		--	--	NA	--	NA
Inorganics-Filtered						
Beryllium		0.05	0.000970 J	NA	0.00135 J	NA
Mercury		0.02	0.0000403 B	NA	0.0000429 B	NA
Nickel		0.2	ND(0.0500) J	NA	ND(0.0500) J	NA
Thallium		3	ND(0.0100) J	NA	0.00611 J	NA
Zinc		0.9	0.00461 B	NA	0.00393 B	NA

Table 7
Comparison of Groundwater Analytical Results to MCP Method 1 GW-3 Standards

Groundwater Quality Interim Report For Fall 2006
Groundwater Management Area 4
General Electric Company - Pittsfield, Massachusetts
(Results are presented in parts per million, ppm)

Parameter	Sample ID: Laboratory: Date Collected:	Method 1 GW-3 Standards	GMA4-6		H78B-15
			SGS 11/07/06	NEA 11/07/06	SGS 11/09/06
Volatile Organics					
Benzene		10	ND(0.0010)	NA	ND(0.0010)
Chlorobenzene		1	ND(0.0010)	NA	ND(0.0010)
Chloroform		10	ND(0.0010)	NA	0.0049
Chloromethane		Not Listed	ND(0.0010)	NA	0.00061 J
Tetrachloroethene		30	ND(0.0010)	NA	ND(0.0010)
Toluene		4	0.00032 J	NA	0.00068 J
Trichloroethene		5	ND(0.0010)	NA	ND(0.0010)
Vinyl Chloride		50	ND(0.0010)	NA	ND(0.0010)
PCBs-Filtered					
Aroclor-1254		Not Listed	ND(0.00010)	ND(0.000022)	ND(0.00011) J
Total PCBs		0.0003	ND(0.00010)	ND(0.000022)	ND(0.00011) J
Semivolatile Organics					
None Detected		--	--	NA	--
Furans					
2,3,7,8-TCDF		Not Listed	0.0000000015 J	NA	ND(0.0000000011)
TCDFs (total)		Not Listed	0.0000000015 J	NA	ND(0.0000000011)
1,2,3,7,8-PeCDF		Not Listed	0.0000000065 J	NA	ND(0.0000000055)
2,3,4,7,8-PeCDF		Not Listed	0.0000000052 J	NA	ND(0.0000000055)
PeCDFs (total)		Not Listed	0.000000012 J	NA	ND(0.0000000055)
1,2,3,4,7,8-HxCDF		Not Listed	ND(0.0000000052)	NA	ND(0.0000000055)
1,2,3,6,7,8-HxCDF		Not Listed	ND(0.0000000052)	NA	ND(0.0000000055)
1,2,3,7,8,9-HxCDF		Not Listed	ND(0.0000000052)	NA	ND(0.0000000055)
2,3,4,6,7,8-HxCDF		Not Listed	ND(0.0000000052)	NA	ND(0.0000000055)
HxCDFs (total)		Not Listed	ND(0.0000000052)	NA	ND(0.0000000055)
1,2,3,4,6,7,8-HpCDF		Not Listed	ND(0.0000000052)	NA	ND(0.0000000055)
1,2,3,4,7,8,9-HpCDF		Not Listed	ND(0.0000000052)	NA	ND(0.0000000055)
HpCDFs (total)		Not Listed	ND(0.0000000052)	NA	ND(0.0000000055)
OCDF		Not Listed	ND(0.000000010)	NA	ND(0.000000011)
Dioxins					
2,3,7,8-TCDD		Not Listed	ND(0.000000014) X	NA	ND(0.000000012)
TCDDs (total)		Not Listed	ND(0.000000013)	NA	ND(0.000000012)
1,2,3,7,8-PeCDD		Not Listed	ND(0.0000000052)	NA	ND(0.0000000055)
PeCDDs (total)		Not Listed	ND(0.0000000052)	NA	ND(0.0000000055)
1,2,3,4,7,8-HxCDD		Not Listed	ND(0.0000000052)	NA	ND(0.0000000055)
1,2,3,6,7,8-HxCDD		Not Listed	ND(0.0000000052)	NA	ND(0.0000000055)
1,2,3,7,8,9-HxCDD		Not Listed	ND(0.0000000052)	NA	ND(0.0000000055)
HxCDDs (total)		Not Listed	ND(0.0000000052)	NA	ND(0.0000000055)
1,2,3,4,6,7,8-HpCDD		Not Listed	ND(0.0000000052)	NA	ND(0.0000000055)
HpCDDs (total)		Not Listed	ND(0.0000000052)	NA	ND(0.0000000055)
OCDD		Not Listed	ND(0.000000010)	NA	ND(0.000000011)
Total TEQs (WHO TEFs)		0.0000001	0.0000000082	NA	0.0000000070
Inorganics-Unfiltered					
None Detected		--	--	NA	--
Inorganics-Filtered					
Beryllium		0.05	ND(0.0100) J	NA	0.000590 J
Mercury		0.02	0.0000382 B	NA	ND(0.000285)
Nickel		0.2	ND(0.0500) J	NA	ND(0.0500) J
Thallium		3	ND(0.0100) J	NA	ND(0.0100) J
Zinc		0.9	0.0253 B	NA	0.00461 B

Table 7
Comparison of Groundwater Analytical Results to MCP Method 1 GW-3 Standards

Groundwater Quality Interim Report For Fall 2006
 Groundwater Management Area 4
 General Electric Company - Pittsfield, Massachusetts
 (Results are presented in parts per million, ppm)

Parameter	Sample ID: Laboratory: Date Collected:	Method 1 GW-3 Standards	H78B-15	OPCA-MW-1R		OPCA-MW-2
			NEA 11/09/06	SGS 11/08/06	NEA 11/08/06	SGS 11/09/06
Volatile Organics						
Benzene		10	NA	ND(0.0010)	NA	ND(0.0010)
Chlorobenzene		1	NA	ND(0.0010)	NA	ND(0.0010)
Chloroform		10	NA	ND(0.0010)	NA	ND(0.0010)
Chloromethane		Not Listed	NA	ND(0.0010)	NA	0.00033 J
Tetrachloroethene		30	NA	0.018	NA	ND(0.0010)
Toluene		4	NA	ND(0.0010)	NA	0.0010
Trichloroethene		5	NA	ND(0.0010)	NA	ND(0.0010)
Vinyl Chloride		50	NA	ND(0.0010)	NA	ND(0.0010)
PCBs-Filtered						
Aroclor-1254		Not Listed	0.000029	ND(0.00010)	0.00015	ND(0.00011) J
Total PCBs		0.0003	0.000029	ND(0.00010)	0.00015	ND(0.00011) J
Semivolatile Organics						
None Detected		--	NA	--	NA	--
Furans						
2,3,7,8-TCDF		Not Listed	NA	ND(0.0000000010)	NA	ND(0.0000000010)
TCDFs (total)		Not Listed	NA	ND(0.0000000010)	NA	ND(0.0000000010)
1,2,3,7,8-PeCDF		Not Listed	NA	ND(0.0000000050)	NA	ND(0.0000000051)
2,3,4,7,8-PeCDF		Not Listed	NA	ND(0.0000000050)	NA	ND(0.0000000051)
PeCDFs (total)		Not Listed	NA	ND(0.0000000050)	NA	ND(0.0000000051)
1,2,3,4,7,8-HxCDF		Not Listed	NA	ND(0.0000000050)	NA	ND(0.0000000051)
1,2,3,6,7,8-HxCDF		Not Listed	NA	ND(0.0000000050)	NA	ND(0.0000000051)
1,2,3,7,8,9-HxCDF		Not Listed	NA	ND(0.0000000050)	NA	ND(0.0000000051)
2,3,4,6,7,8-HxCDF		Not Listed	NA	ND(0.0000000050)	NA	ND(0.0000000051)
HxCDFs (total)		Not Listed	NA	ND(0.0000000050)	NA	ND(0.0000000051)
1,2,3,4,6,7,8-HpCDF		Not Listed	NA	ND(0.0000000050)	NA	ND(0.0000000051)
1,2,3,4,7,8,9-HpCDF		Not Listed	NA	ND(0.0000000050)	NA	ND(0.0000000051)
HpCDFs (total)		Not Listed	NA	ND(0.0000000050)	NA	ND(0.0000000051)
OCDF		Not Listed	NA	ND(0.0000000010)	NA	ND(0.0000000010)
Dioxins						
2,3,7,8-TCDD		Not Listed	NA	ND(0.0000000011)	NA	ND(0.0000000016)
TCDDs (total)		Not Listed	NA	ND(0.0000000011)	NA	ND(0.0000000016)
1,2,3,7,8-PeCDD		Not Listed	NA	ND(0.0000000050)	NA	ND(0.0000000051)
PeCDDs (total)		Not Listed	NA	ND(0.0000000050)	NA	ND(0.0000000051)
1,2,3,4,7,8-HxCDD		Not Listed	NA	ND(0.0000000050)	NA	ND(0.0000000051)
1,2,3,6,7,8-HxCDD		Not Listed	NA	ND(0.0000000050)	NA	ND(0.0000000051)
1,2,3,7,8,9-HxCDD		Not Listed	NA	ND(0.0000000050)	NA	ND(0.0000000051)
HxCDDs (total)		Not Listed	NA	ND(0.0000000050)	NA	ND(0.0000000051)
1,2,3,4,6,7,8-HpCDD		Not Listed	NA	ND(0.0000000050)	NA	ND(0.0000000051)
HpCDDs (total)		Not Listed	NA	ND(0.0000000050)	NA	ND(0.0000000051)
OCDD		Not Listed	NA	0.000000013 J	NA	0.000000015 J
Total TEQs (WHO TEFs)		0.0000001	NA	0.0000000063	NA	0.0000000066
Inorganics-Unfiltered						
None Detected		--	NA	--	NA	--
Inorganics-Filtered						
Beryllium		0.05	NA	ND(0.0100) J	NA	ND(0.0100) J
Mercury		0.02	NA	ND(0.000285)	NA	ND(0.000285)
Nickel		0.2	NA	ND(0.0500) J	NA	ND(0.0500) J
Thallium		3	NA	0.00752 J	NA	ND(0.0100) J
Zinc		0.9	NA	0.00409 B	NA	0.00485 B

Table 7
Comparison of Groundwater Analytical Results to MCP Method 1 GW-3 Standards

Groundwater Quality Interim Report For Fall 2006
Groundwater Management Area 4
General Electric Company - Pittsfield, Massachusetts
(Results are presented in parts per million, ppm)

Parameter	Sample ID: Laboratory: Date Collected:	Method 1 GW-3 Standards	OPCA-MW-2	OPCA-MW-3	
			NEA 11/09/06	SGS 11/10/06	NEA 11/10/06
Volatile Organics					
Benzene		10	NA	ND(0.0010)	NA
Chlorobenzene		1	NA	ND(0.0010)	NA
Chloroform		10	NA	ND(0.0010)	NA
Chloromethane		Not Listed	NA	ND(0.0010)	NA
Tetrachloroethene		30	NA	ND(0.0010)	NA
Toluene		4	NA	ND(0.0010)	NA
Trichloroethene		5	NA	ND(0.0010)	NA
Vinyl Chloride		50	NA	ND(0.0010)	NA
PCBs-Filtered					
Aroclor-1254		Not Listed	ND(0.000022)	ND(0.00011) J	ND(0.000022)
Total PCBs		0.0003	ND(0.000022)	ND(0.00011) J	ND(0.000022)
Semivolatile Organics					
None Detected		--	NA	--	NA
Furans					
2,3,7,8-TCDF		Not Listed	NA	ND(0.0000000011)	NA
TCDFs (total)		Not Listed	NA	ND(0.0000000011)	NA
1,2,3,7,8-PeCDF		Not Listed	NA	ND(0.0000000055)	NA
2,3,4,7,8-PeCDF		Not Listed	NA	ND(0.0000000055)	NA
PeCDFs (total)		Not Listed	NA	ND(0.0000000055)	NA
1,2,3,4,7,8-HxCDF		Not Listed	NA	ND(0.0000000055)	NA
1,2,3,6,7,8-HxCDF		Not Listed	NA	ND(0.0000000055)	NA
1,2,3,7,8,9-HxCDF		Not Listed	NA	ND(0.0000000055)	NA
2,3,4,6,7,8-HxCDF		Not Listed	NA	ND(0.0000000055)	NA
HxCDFs (total)		Not Listed	NA	ND(0.0000000055)	NA
1,2,3,4,6,7,8-HpCDF		Not Listed	NA	ND(0.0000000055)	NA
1,2,3,4,7,8,9-HpCDF		Not Listed	NA	ND(0.0000000055)	NA
HpCDFs (total)		Not Listed	NA	ND(0.0000000055)	NA
OCDF		Not Listed	NA	ND(0.000000011)	NA
Dioxins					
2,3,7,8-TCDD		Not Listed	NA	ND(0.0000000011)	NA
TCDDs (total)		Not Listed	NA	ND(0.0000000015)	NA
1,2,3,7,8-PeCDD		Not Listed	NA	ND(0.0000000055)	NA
PeCDDs (total)		Not Listed	NA	ND(0.0000000055)	NA
1,2,3,4,7,8-HxCDD		Not Listed	NA	ND(0.0000000055)	NA
1,2,3,6,7,8-HxCDD		Not Listed	NA	ND(0.0000000055)	NA
1,2,3,7,8,9-HxCDD		Not Listed	NA	ND(0.0000000055)	NA
HxCDDs (total)		Not Listed	NA	ND(0.0000000055)	NA
1,2,3,4,6,7,8-HpCDD		Not Listed	NA	ND(0.0000000055)	NA
HpCDDs (total)		Not Listed	NA	ND(0.0000000055)	NA
OCDD		Not Listed	NA	ND(0.000000011)	NA
Total TEQs (WHO TEFs)		0.0000001	NA	0.0000000069	NA
Inorganics-Unfiltered					
None Detected		--	NA	--	NA
Inorganics-Filtered					
Beryllium		0.05	NA	0.00135 J	NA
Mercury		0.02	NA	ND(0.000285)	NA
Nickel		0.2	NA	ND(0.0500) J	NA
Thallium		3	NA	0.0110 J	NA
Zinc		0.9	NA	0.00565 B	NA

Table 7
Comparison of Groundwater Analytical Results to MCP Method 1 GW-3 Standards

Groundwater Quality Interim Report For Fall 2006
 Groundwater Management Area 4
 General Electric Company - Pittsfield, Massachusetts
 (Results are presented in parts per million, ppm)

Parameter	Sample ID: Laboratory: Date Collected:	Method 1 GW-3 Standards	OPCA-MW-4		OPCA-MW-5R
			SGS 11/09/06	NEA 11/09/06	SGS 11/09/06
Volatile Organics					
Benzene		10	ND(0.0010) [ND(0.0010)]	NA	0.00024 J
Chlorobenzene		1	ND(0.0010) [ND(0.0010)]	NA	0.0018
Chloroform		10	ND(0.0010) [ND(0.0010)]	NA	ND(0.0010)
Chloromethane		Not Listed	0.00068 J [0.00039 J]	NA	ND(0.0010)
Tetrachloroethene		30	ND(0.0010) [ND(0.0010)]	NA	ND(0.0010)
Toluene		4	ND(0.0010) [0.00073 J]	NA	0.0011
Trichloroethene		5	0.0020 [0.0020]	NA	ND(0.0010)
Vinyl Chloride		50	0.00055 J [0.00057 J]	NA	ND(0.0010)
PCBs-Filtered					
Aroclor-1254		Not Listed	ND(0.00011) J [ND(0.00011) J]	0.00023	ND(0.00010) J
Total PCBs		0.0003	ND(0.00011) J [ND(0.00011) J]	0.00023	ND(0.00010) J
Semivolatile Organics					
None Detected		--	--	NA	--
Furans					
2,3,7,8-TCDF		Not Listed	ND(0.000000010) [ND(0.000000010)]	NA	ND(0.000000010)
TCDFs (total)		Not Listed	0.000000052 J [0.000000029 J]	NA	0.000000012 J
1,2,3,7,8-PeCDF		Not Listed	ND(0.000000050) [ND(0.000000052)]	NA	ND(0.000000051)
2,3,4,7,8-PeCDF		Not Listed	ND(0.000000050) [ND(0.000000052)]	NA	ND(0.000000051)
PeCDFs (total)		Not Listed	0.000000019 J [0.000000013 J]	NA	ND(0.000000051)
1,2,3,4,7,8-HxCDF		Not Listed	ND(0.000000050) [ND(0.000000052)]	NA	ND(0.000000051)
1,2,3,6,7,8-HxCDF		Not Listed	ND(0.000000050) [ND(0.000000052)]	NA	ND(0.000000051)
1,2,3,7,8,9-HxCDF		Not Listed	ND(0.000000050) [ND(0.000000052)]	NA	ND(0.000000051)
2,3,4,6,7,8-HxCDF		Not Listed	ND(0.000000050) [ND(0.000000052)]	NA	ND(0.000000051)
HxCDFs (total)		Not Listed	ND(0.000000050) [ND(0.000000052)]	NA	ND(0.000000051)
1,2,3,4,6,7,8-HpCDF		Not Listed	ND(0.000000050) [ND(0.000000052)]	NA	ND(0.000000051)
1,2,3,4,7,8,9-HpCDF		Not Listed	ND(0.000000050) [ND(0.000000052)]	NA	ND(0.000000051)
HpCDFs (total)		Not Listed	ND(0.000000050) [ND(0.000000052)]	NA	ND(0.000000051)
OCDF		Not Listed	ND(0.000000010) [ND(0.000000010)]	NA	ND(0.000000010)
Dioxins					
2,3,7,8-TCDD		Not Listed	ND(0.000000010) [ND(0.000000014)]	NA	ND(0.000000015)
TCDDs (total)		Not Listed	ND(0.000000010) [ND(0.000000014)]	NA	ND(0.000000015)
1,2,3,7,8-PeCDD		Not Listed	ND(0.000000050) [ND(0.000000052)]	NA	ND(0.000000051)
PeCDDs (total)		Not Listed	ND(0.000000050) [ND(0.000000052)]	NA	ND(0.000000051)
1,2,3,4,7,8-HxCDD		Not Listed	ND(0.000000050) [ND(0.000000052)]	NA	ND(0.000000051)
1,2,3,6,7,8-HxCDD		Not Listed	ND(0.000000050) [ND(0.000000052)]	NA	ND(0.000000051)
1,2,3,7,8,9-HxCDD		Not Listed	ND(0.000000050) [ND(0.000000052)]	NA	ND(0.000000051)
HxCDDs (total)		Not Listed	ND(0.000000050) [ND(0.000000052)]	NA	ND(0.000000051)
1,2,3,4,6,7,8-HpCDD		Not Listed	ND(0.000000050) [ND(0.000000052)]	NA	ND(0.000000051)
HpCDDs (total)		Not Listed	ND(0.000000050) [ND(0.000000052)]	NA	ND(0.000000051)
OCDD		Not Listed	ND(0.000000010) [ND(0.000000010)]	NA	0.000000012 J
Total TEQs (WHO TEFs)		0.0000001	0.000000063 [0.000000066]	NA	0.000000067
Inorganics-Unfiltered					
None Detected		--	--	NA	--
Inorganics-Filtered					
Beryllium		0.05	0.000590 J [0.00249 J]	NA	ND(0.0100) J
Mercury		0.02	ND(0.000285) [ND(0.000285)]	NA	ND(0.000285)
Nickel		0.2	ND(0.0500) J [ND(0.0500) J]	NA	0.00498 J
Thallium		3	0.00666 J [ND(0.0100) J]	NA	0.00828 J
Zinc		0.9	0.00883 B [0.00999 B]	NA	0.0140 B

Table 7

Comparison of Groundwater Analytical Results to MCP Method 1 GW-3 Standards

Groundwater Quality Interim Report For Fall 2006
 Groundwater Management Area 4
 General Electric Company - Pittsfield, Massachusetts
 (Results are presented in parts per million, ppm)

Parameter	Sample ID: Laboratory: Date Collected:	Method 1 GW-3 Standards	OPCA-MW-5R	OPCA-MW-6	
			NEA 11/09/06	SGS 11/09/06	NEA 11/09/06
Volatile Organics					
Benzene		10	NA	ND(0.0010)	NA
Chlorobenzene		1	NA	ND(0.0010)	NA
Chloroform		10	NA	ND(0.0010)	NA
Chloromethane		Not Listed	NA	ND(0.0010)	NA
Tetrachloroethene		30	NA	ND(0.0010)	NA
Toluene		4	NA	0.00027 J	NA
Trichloroethene		5	NA	ND(0.0010)	NA
Vinyl Chloride		50	NA	ND(0.0010)	NA
PCBs-Filtered					
Aroclor-1254		Not Listed	ND(0.000022) J	ND(0.00011) J	ND(0.000022)
Total PCBs		0.0003	ND(0.000022) J	ND(0.00011) J	ND(0.000022)
Semivolatile Organics					
None Detected		--	NA	--	NA
Furans					
2,3,7,8-TCDF		Not Listed	NA	ND(0.0000000011)	NA
TCDFs (total)		Not Listed	NA	ND(0.0000000011)	NA
1,2,3,7,8-PeCDF		Not Listed	NA	ND(0.0000000052)	NA
2,3,4,7,8-PeCDF		Not Listed	NA	ND(0.0000000052)	NA
PeCDFs (total)		Not Listed	NA	ND(0.0000000052)	NA
1,2,3,4,7,8-HxCDF		Not Listed	NA	ND(0.0000000052)	NA
1,2,3,6,7,8-HxCDF		Not Listed	NA	ND(0.0000000052)	NA
1,2,3,7,8,9-HxCDF		Not Listed	NA	ND(0.0000000052)	NA
2,3,4,6,7,8-HxCDF		Not Listed	NA	ND(0.0000000052)	NA
HxCDFs (total)		Not Listed	NA	ND(0.0000000052)	NA
1,2,3,4,6,7,8-HpCDF		Not Listed	NA	ND(0.0000000052)	NA
1,2,3,4,7,8,9-HpCDF		Not Listed	NA	ND(0.0000000052)	NA
HpCDFs (total)		Not Listed	NA	ND(0.0000000052)	NA
OCDF		Not Listed	NA	ND(0.000000010)	NA
Dioxins					
2,3,7,8-TCDD		Not Listed	NA	ND(0.0000000018)	NA
TCDDs (total)		Not Listed	NA	ND(0.0000000018)	NA
1,2,3,7,8-PeCDD		Not Listed	NA	ND(0.0000000052)	NA
PeCDDs (total)		Not Listed	NA	ND(0.0000000052)	NA
1,2,3,4,7,8-HxCDD		Not Listed	NA	ND(0.0000000052)	NA
1,2,3,6,7,8-HxCDD		Not Listed	NA	ND(0.0000000052)	NA
1,2,3,7,8,9-HxCDD		Not Listed	NA	ND(0.0000000052)	NA
HxCDDs (total)		Not Listed	NA	ND(0.0000000052)	NA
1,2,3,4,6,7,8-HpCDD		Not Listed	NA	ND(0.0000000052)	NA
HpCDDs (total)		Not Listed	NA	ND(0.0000000052)	NA
OCDD		Not Listed	NA	0.000000016 J	NA
Total TEQs (WHO TEFs)		0.0000001	NA	0.000000069	NA
Inorganics-Unfiltered					
None Detected		--	NA	--	NA
Inorganics-Filtered					
Beryllium		0.05	NA	0.000970 J	NA
Mercury		0.02	NA	ND(0.000285)	NA
Nickel		0.2	NA	ND(0.0500) J	NA
Thallium		3	NA	ND(0.0100) J	NA
Zinc		0.9	NA	0.00328 B	NA

Table 7
Comparison of Groundwater Analytical Results to MCP Method 1 GW-3 Standards

Groundwater Quality Interim Report For Fall 2006
Groundwater Management Area 4
General Electric Company - Pittsfield, Massachusetts
(Results are presented in parts per million, ppm)

Parameter	Sample ID: Laboratory: Date Collected:	Method 1 GW-3 Standards	OPCA-MW-7		OPCA-MW-8	
			SGS 11/08/06	NEA 11/08/06	SGS 11/08/06	NEA 11/08/06
Volatiles Organics						
Benzene		10	ND(0.0010)	NA	ND(0.0010)	NA
Chlorobenzene		1	ND(0.0010)	NA	ND(0.0010)	NA
Chloroform		10	ND(0.0010)	NA	ND(0.0010)	NA
Chloromethane		Not Listed	ND(0.0010)	NA	ND(0.0010)	NA
Tetrachloroethene		30	ND(0.0010)	NA	ND(0.0010)	NA
Toluene		4	0.00022 J	NA	0.00037 J	NA
Trichloroethene		5	ND(0.0010)	NA	ND(0.0010)	NA
Vinyl Chloride		50	ND(0.0010)	NA	ND(0.0010)	NA
PCBs-Filtered						
Aroclor-1254		Not Listed	ND(0.00011)	0.000095	ND(0.00011)	ND(0.000022)
Total PCBs		0.0003	ND(0.00011)	0.000095	ND(0.00011)	ND(0.000022)
Semivolatile Organics						
None Detected		--	--	NA	--	NA
Furans						
2,3,7,8-TCDF		Not Listed	0.000000029 J	NA	ND(0.000000011)	NA
TCDFs (total)		Not Listed	0.000000037	NA	ND(0.000000011)	NA
1,2,3,7,8-PeCDF		Not Listed	0.000000071 J	NA	ND(0.000000055)	NA
2,3,4,7,8-PeCDF		Not Listed	0.000000027 J	NA	ND(0.000000055)	NA
PeCDFs (total)		Not Listed	0.00000015 Q	NA	ND(0.000000055)	NA
1,2,3,4,7,8-HxCDF		Not Listed	0.00000013	NA	ND(0.000000055)	NA
1,2,3,6,7,8-HxCDF		Not Listed	0.000000052 J	NA	ND(0.000000055)	NA
1,2,3,7,8,9-HxCDF		Not Listed	0.000000023 J	NA	ND(0.000000055)	NA
2,3,4,6,7,8-HxCDF		Not Listed	0.000000027 J	NA	ND(0.000000055)	NA
HxCDFs (total)		Not Listed	0.00000042	NA	ND(0.000000055)	NA
1,2,3,4,6,7,8-HpCDF		Not Listed	0.000000091	NA	ND(0.000000055)	NA
1,2,3,4,7,8,9-HpCDF		Not Listed	0.000000058	NA	ND(0.000000055)	NA
HpCDFs (total)		Not Listed	0.00000027	NA	ND(0.000000055)	NA
OCDF		Not Listed	0.00000014	NA	ND(0.000000011)	NA
Dioxins						
2,3,7,8-TCDD		Not Listed	ND(0.000000016)	NA	ND(0.000000012)	NA
TCDDs (total)		Not Listed	0.000000085 J	NA	ND(0.000000012)	NA
1,2,3,7,8-PeCDD		Not Listed	ND(0.000000057)	NA	ND(0.000000055)	NA
PeCDDs (total)		Not Listed	0.000000087 JQ	NA	ND(0.000000055)	NA
1,2,3,4,7,8-HxCDD		Not Listed	ND(0.000000057)	NA	ND(0.000000055)	NA
1,2,3,6,7,8-HxCDD		Not Listed	0.000000066 J	NA	ND(0.000000055)	NA
1,2,3,7,8,9-HxCDD		Not Listed	ND(0.000000057)	NA	ND(0.000000055)	NA
HxCDDs (total)		Not Listed	0.000000055 J	NA	ND(0.000000055)	NA
1,2,3,4,6,7,8-HpCDD		Not Listed	0.000000040 J	NA	ND(0.000000055)	NA
HpCDDs (total)		Not Listed	0.000000080	NA	ND(0.000000055)	NA
OCDD		Not Listed	0.00000026	NA	0.00000012 J	NA
Total TEQs (WHO TEFs)		0.0000001	0.000000044	NA	0.000000070	NA
Inorganics-Unfiltered						
None Detected		--	--	NA	--	NA
Inorganics-Filtered						
Beryllium		0.05	0.00363 J	NA	ND(0.0100) J	NA
Mercury		0.02	ND(0.000285)	NA	ND(0.000285)	NA
Nickel		0.2	ND(0.0500) J	NA	ND(0.0500) J	NA
Thallium		3	ND(0.0100) J	NA	0.00717 J	NA
Zinc		0.9	0.00700 B	NA	0.00819 B	NA

Table 7
Comparison of Groundwater Analytical Results to MCP Method 1 GW-3 Standards

Groundwater Quality Interim Report For Fall 2006
Groundwater Management Area 4
General Electric Company - Pittsfield, Massachusetts
(Results are presented in parts per million, ppm)

Notes:

1. Samples were collected by ARCADIS BBL, and submitted to SGS Environmental Services, Inc. and Northeast Analytical, Inc. for analysis of Appendix IX+3 constituents.
2. Samples have been validated as per Field Sampling Plan/Quality Assurance Project Plan (FSP/QAPP), General Electric Company, Pittsfield, Massachusetts, Blasland Bouck & Lee, Inc. (approved May 29, 2004 and resubmitted June 19, 2004).
3. NA - Not Analyzed .
4. ND - Analyte was not detected. The number in parentheses is the associated detection limit.
5. Total 2,3,7,8-TCDD toxicity equivalents (TEQs) were calculated using Toxicity Equivalency Factors (TEFs) derived by the World Health Organization (WHO) and published by Van den Berg et al. in Environmental Health Perspectives 106(2), December 1998.
6. With the exception of dioxin/furans, only those constituents detected in one or more samples are summarized.
7. -- Indicates that all constituents for the parameter group were not detected.

Data Qualifiers:

Organics (volatiles, PCBs, semivolatiles,dioxin/furans)

- J - Indicates that the associated numerical value is an estimated concentration.
- R - Data was rejected due to a deficiency in the data generation process.
- Q - Indicates the presence of quantitative interferences.
- X - Estimated maximum possible concentration.

Inorganics

- B - Indicates an estimated value between the instrument detection limit (IDL) and practical quantitation limit (PQL).
- J - Indicates that the associated numerical value is an estimated concentration.

Table 8
Comparison of Groundwater Analytical Results to MCP UCLs for Groundwater

Groundwater Quality Interim Report For Fall 2006
 Groundwater Management Area 4
 General Electric Company - Pittsfield, Massachusetts
 (Results are presented in parts per million, ppm)

Parameter	Sample ID: Laboratory: Date Collected:	MCP UCL for GroundWater	78-1		78-6
			SGS 11/07/06	NEA 11/07/06	SGS 11/07/06
Volatile Organics					
Benzene		100	ND(0.0010)	NA	ND(0.0010)
Chlorobenzene		10	ND(0.0010)	NA	ND(0.0010)
Chloroform		100	ND(0.0010)	NA	ND(0.0010)
Chloromethane		Not Listed	ND(0.0010)	NA	ND(0.0010)
Tetrachloroethene		100	ND(0.0010)	NA	ND(0.0010)
Toluene		80	0.00074 J	NA	0.0019
Trichloroethene		50	ND(0.0010)	NA	ND(0.0010)
Vinyl Chloride		100	ND(0.0010)	NA	ND(0.0010)
PCBs-Filtered					
Aroclor-1254		Not Listed	ND(0.00011)	0.000023	ND(0.00011)
Total PCBs		0.005	ND(0.00011)	0.000023	ND(0.00011)
Semivolatile Organics					
None Detected		--	--	NA	--
Furans					
2,3,7,8-TCDF		Not Listed	ND(0.000000011)	NA	0.000000012 J
TCDFs (total)		Not Listed	ND(0.000000011)	NA	0.000000012 J
1,2,3,7,8-PeCDF		Not Listed	ND(0.000000053)	NA	ND(0.000000054)
2,3,4,7,8-PeCDF		Not Listed	ND(0.000000053)	NA	ND(0.000000054)
PeCDFs (total)		Not Listed	ND(0.000000053)	NA	ND(0.000000054)
1,2,3,4,7,8-HxCDF		Not Listed	ND(0.000000053)	NA	ND(0.000000054)
1,2,3,6,7,8-HxCDF		Not Listed	ND(0.000000053)	NA	ND(0.000000054)
1,2,3,7,8,9-HxCDF		Not Listed	ND(0.000000053)	NA	ND(0.000000054)
2,3,4,6,7,8-HxCDF		Not Listed	ND(0.000000053)	NA	ND(0.000000054)
HxCDFs (total)		Not Listed	ND(0.000000053)	NA	ND(0.000000054)
1,2,3,4,6,7,8-HpCDF		Not Listed	ND(0.000000053)	NA	ND(0.000000054)
1,2,3,4,7,8,9-HpCDF		Not Listed	ND(0.000000053)	NA	ND(0.000000054)
HpCDFs (total)		Not Listed	ND(0.000000053)	NA	ND(0.000000054)
OCDF		Not Listed	ND(0.000000011)	NA	ND(0.000000011)
Dioxins					
2,3,7,8-TCDD		Not Listed	ND(0.000000014)	NA	ND(0.000000014)
TCDDs (total)		Not Listed	ND(0.000000014)	NA	ND(0.000000014)
1,2,3,7,8-PeCDD		Not Listed	ND(0.000000053)	NA	ND(0.000000054)
PeCDDs (total)		Not Listed	ND(0.000000053)	NA	ND(0.000000054)
1,2,3,4,7,8-HxCDD		Not Listed	ND(0.000000053)	NA	ND(0.000000054)
1,2,3,6,7,8-HxCDD		Not Listed	ND(0.000000053)	NA	ND(0.000000054)
1,2,3,7,8,9-HxCDD		Not Listed	ND(0.000000053)	NA	ND(0.000000054)
HxCDDs (total)		Not Listed	ND(0.000000053)	NA	ND(0.000000054)
1,2,3,4,6,7,8-HpCDD		Not Listed	ND(0.000000053)	NA	ND(0.000000054)
HpCDDs (total)		Not Listed	0.000000088 J	NA	ND(0.000000054)
OCDD		Not Listed	ND(0.000000019)	NA	ND(0.000000029)
Total TEQs (WHO TEFs)		0.000001	0.000000069	NA	0.000000070
Inorganics-Unfiltered					
None Detected		--	--	NA	--
Inorganics-Filtered					
Beryllium		0.5	0.000970 J	NA	0.00135 J
Mercury		0.2	0.0000403 B	NA	0.0000429 B
Nickel		2	ND(0.0500) J	NA	ND(0.0500) J
Thallium		30	ND(0.0100) J	NA	0.00611 J
Zinc		50	0.00461 B	NA	0.00393 B

Table 8
Comparison of Groundwater Analytical Results to MCP UCLs for Groundwater

Groundwater Quality Interim Report For Fall 2006
Groundwater Management Area 4
General Electric Company - Pittsfield, Massachusetts
(Results are presented in parts per million, ppm)

Parameter	Sample ID: Laboratory: Date Collected:	MCP UCL for GroundWater	78-6	GMA4-6	
			NEA 11/07/06	SGS 11/07/06	NEA 11/07/06
Volatile Organics					
Benzene		100	NA	ND(0.0010)	NA
Chlorobenzene		10	NA	ND(0.0010)	NA
Chloroform		100	NA	ND(0.0010)	NA
Chloromethane		Not Listed	NA	ND(0.0010)	NA
Tetrachloroethene		100	NA	ND(0.0010)	NA
Toluene		80	NA	0.00032 J	NA
Trichloroethene		50	NA	ND(0.0010)	NA
Vinyl Chloride		100	NA	ND(0.0010)	NA
PCBs-Filtered					
Aroclor-1254		Not Listed	ND(0.000022)	ND(0.00010)	ND(0.000022)
Total PCBs		0.005	ND(0.000022)	ND(0.00010)	ND(0.000022)
Semivolatile Organics					
None Detected		--	NA	--	NA
Furans					
2,3,7,8-TCDF		Not Listed	NA	0.0000000015 J	NA
TCDFs (total)		Not Listed	NA	0.0000000015 J	NA
1,2,3,7,8-PeCDF		Not Listed	NA	0.0000000065 J	NA
2,3,4,7,8-PeCDF		Not Listed	NA	0.0000000052 J	NA
PeCDFs (total)		Not Listed	NA	0.000000012 J	NA
1,2,3,4,7,8-HxCDF		Not Listed	NA	ND(0.0000000052)	NA
1,2,3,6,7,8-HxCDF		Not Listed	NA	ND(0.0000000052)	NA
1,2,3,7,8,9-HxCDF		Not Listed	NA	ND(0.0000000052)	NA
2,3,4,6,7,8-HxCDF		Not Listed	NA	ND(0.0000000052)	NA
HxCDFs (total)		Not Listed	NA	ND(0.0000000052)	NA
1,2,3,4,6,7,8-HpCDF		Not Listed	NA	ND(0.0000000052)	NA
1,2,3,4,7,8,9-HpCDF		Not Listed	NA	ND(0.0000000052)	NA
HpCDFs (total)		Not Listed	NA	ND(0.0000000052)	NA
OCDF		Not Listed	NA	ND(0.000000010)	NA
Dioxins					
2,3,7,8-TCDD		Not Listed	NA	ND(0.0000000014) X	NA
TCDDs (total)		Not Listed	NA	ND(0.0000000013)	NA
1,2,3,7,8-PeCDD		Not Listed	NA	ND(0.0000000052)	NA
PeCDDs (total)		Not Listed	NA	ND(0.0000000052)	NA
1,2,3,4,7,8-HxCDD		Not Listed	NA	ND(0.0000000052)	NA
1,2,3,6,7,8-HxCDD		Not Listed	NA	ND(0.0000000052)	NA
1,2,3,7,8,9-HxCDD		Not Listed	NA	ND(0.0000000052)	NA
HxCDDs (total)		Not Listed	NA	ND(0.0000000052)	NA
1,2,3,4,6,7,8-HpCDD		Not Listed	NA	ND(0.0000000052)	NA
HpCDDs (total)		Not Listed	NA	ND(0.0000000052)	NA
OCDD		Not Listed	NA	ND(0.000000010)	NA
Total TEQs (WHO TEFs)		0.000001	NA	0.0000000082	NA
Inorganics-Unfiltered					
None Detected		--	NA	--	NA
Inorganics-Filtered					
Beryllium		0.5	NA	ND(0.0100) J	NA
Mercury		0.2	NA	0.0000382 B	NA
Nickel		2	NA	ND(0.0500) J	NA
Thallium		30	NA	ND(0.0100) J	NA
Zinc		50	NA	0.0253 B	NA

Table 8
Comparison of Groundwater Analytical Results to MCP UCLs for Groundwater

Groundwater Quality Interim Report For Fall 2006
Groundwater Management Area 4
General Electric Company - Pittsfield, Massachusetts
(Results are presented in parts per million, ppm)

Parameter	Sample ID: Laboratory: Date Collected:	MCP UCL for GroundWater	H78B-15		OPCA-MW-1R
			SGS 11/09/06	NEA 11/09/06	SGS 11/08/06
Volatile Organics					
Benzene		100	ND(0.0010)	NA	ND(0.0010)
Chlorobenzene		10	ND(0.0010)	NA	ND(0.0010)
Chloroform		100	0.0049	NA	ND(0.0010)
Chloromethane		Not Listed	0.00061 J	NA	ND(0.0010)
Tetrachloroethene		100	ND(0.0010)	NA	0.018
Toluene		80	0.00068 J	NA	ND(0.0010)
Trichloroethene		50	ND(0.0010)	NA	ND(0.0010)
Vinyl Chloride		100	ND(0.0010)	NA	ND(0.0010)
PCBs-Filtered					
Aroclor-1254		Not Listed	ND(0.00011) J	0.000029	ND(0.00010)
Total PCBs		0.005	ND(0.00011) J	0.000029	ND(0.00010)
Semivolatile Organics					
None Detected		--	--	NA	--
Furans					
2,3,7,8-TCDF		Not Listed	ND(0.0000000011)	NA	ND(0.0000000010)
TCDFs (total)		Not Listed	ND(0.0000000011)	NA	ND(0.0000000010)
1,2,3,7,8-PeCDF		Not Listed	ND(0.0000000055)	NA	ND(0.0000000050)
2,3,4,7,8-PeCDF		Not Listed	ND(0.0000000055)	NA	ND(0.0000000050)
PeCDFs (total)		Not Listed	ND(0.0000000055)	NA	ND(0.0000000050)
1,2,3,4,7,8-HxCDF		Not Listed	ND(0.0000000055)	NA	ND(0.0000000050)
1,2,3,6,7,8-HxCDF		Not Listed	ND(0.0000000055)	NA	ND(0.0000000050)
1,2,3,7,8,9-HxCDF		Not Listed	ND(0.0000000055)	NA	ND(0.0000000050)
2,3,4,6,7,8-HxCDF		Not Listed	ND(0.0000000055)	NA	ND(0.0000000050)
HxCDFs (total)		Not Listed	ND(0.0000000055)	NA	ND(0.0000000050)
1,2,3,4,6,7,8-HpCDF		Not Listed	ND(0.0000000055)	NA	ND(0.0000000050)
1,2,3,4,7,8,9-HpCDF		Not Listed	ND(0.0000000055)	NA	ND(0.0000000050)
HpCDFs (total)		Not Listed	ND(0.0000000055)	NA	ND(0.0000000050)
OCDF		Not Listed	ND(0.000000011)	NA	ND(0.000000010)
Dioxins					
2,3,7,8-TCDD		Not Listed	ND(0.0000000012)	NA	ND(0.0000000011)
TCDDs (total)		Not Listed	ND(0.0000000012)	NA	ND(0.0000000011)
1,2,3,7,8-PeCDD		Not Listed	ND(0.0000000055)	NA	ND(0.0000000050)
PeCDDs (total)		Not Listed	ND(0.0000000055)	NA	ND(0.0000000050)
1,2,3,4,7,8-HxCDD		Not Listed	ND(0.0000000055)	NA	ND(0.0000000050)
1,2,3,6,7,8-HxCDD		Not Listed	ND(0.0000000055)	NA	ND(0.0000000050)
1,2,3,7,8,9-HxCDD		Not Listed	ND(0.0000000055)	NA	ND(0.0000000050)
HxCDDs (total)		Not Listed	ND(0.0000000055)	NA	ND(0.0000000050)
1,2,3,4,6,7,8-HpCDD		Not Listed	ND(0.0000000055)	NA	ND(0.0000000050)
HpCDDs (total)		Not Listed	ND(0.0000000055)	NA	ND(0.0000000050)
OCDD		Not Listed	ND(0.000000011)	NA	0.000000013 J
Total TEQs (WHO TEFs)		0.000001	0.0000000070	NA	0.0000000063
Inorganics-Unfiltered					
None Detected		--	--	NA	--
Inorganics-Filtered					
Beryllium		0.5	0.000590 J	NA	ND(0.0100) J
Mercury		0.2	ND(0.000285)	NA	ND(0.000285)
Nickel		2	ND(0.0500) J	NA	ND(0.0500) J
Thallium		30	ND(0.0100) J	NA	0.00752 J
Zinc		50	0.00461 B	NA	0.00409 B

Table 8
Comparison of Groundwater Analytical Results to MCP UCLs for Groundwater

Groundwater Quality Interim Report For Fall 2006
Groundwater Management Area 4
General Electric Company - Pittsfield, Massachusetts
(Results are presented in parts per million, ppm)

Parameter	Sample ID: Laboratory: Date Collected:	MCP UCL for GroundWater	OPCA-MW-1R	OPCA-MW-2	
			NEA 11/08/06	SGS 11/09/06	NEA 11/09/06
Volatile Organics					
Benzene		100	NA	ND(0.0010)	NA
Chlorobenzene		10	NA	ND(0.0010)	NA
Chloroform		100	NA	ND(0.0010)	NA
Chloromethane		Not Listed	NA	0.00033 J	NA
Tetrachloroethene		100	NA	ND(0.0010)	NA
Toluene		80	NA	0.0010	NA
Trichloroethene		50	NA	ND(0.0010)	NA
Vinyl Chloride		100	NA	ND(0.0010)	NA
PCBs-Filtered					
Aroclor-1254		Not Listed	0.00015	ND(0.00011) J	ND(0.000022)
Total PCBs		0.005	0.00015	ND(0.00011) J	ND(0.000022)
Semivolatile Organics					
None Detected		--	NA	--	NA
Furans					
2,3,7,8-TCDF		Not Listed	NA	ND(0.0000000010)	NA
TCDFs (total)		Not Listed	NA	ND(0.0000000010)	NA
1,2,3,7,8-PeCDF		Not Listed	NA	ND(0.0000000051)	NA
2,3,4,7,8-PeCDF		Not Listed	NA	ND(0.0000000051)	NA
PeCDFs (total)		Not Listed	NA	ND(0.0000000051)	NA
1,2,3,4,7,8-HxCDF		Not Listed	NA	ND(0.0000000051)	NA
1,2,3,6,7,8-HxCDF		Not Listed	NA	ND(0.0000000051)	NA
1,2,3,7,8,9-HxCDF		Not Listed	NA	ND(0.0000000051)	NA
2,3,4,6,7,8-HxCDF		Not Listed	NA	ND(0.0000000051)	NA
HxCDFs (total)		Not Listed	NA	ND(0.0000000051)	NA
1,2,3,4,6,7,8-HpCDF		Not Listed	NA	ND(0.0000000051)	NA
1,2,3,4,7,8,9-HpCDF		Not Listed	NA	ND(0.0000000051)	NA
HpCDFs (total)		Not Listed	NA	ND(0.0000000051)	NA
OCDF		Not Listed	NA	ND(0.0000000010)	NA
Dioxins					
2,3,7,8-TCDD		Not Listed	NA	ND(0.0000000016)	NA
TCDDs (total)		Not Listed	NA	ND(0.0000000016)	NA
1,2,3,7,8-PeCDD		Not Listed	NA	ND(0.0000000051)	NA
PeCDDs (total)		Not Listed	NA	ND(0.0000000051)	NA
1,2,3,4,7,8-HxCDD		Not Listed	NA	ND(0.0000000051)	NA
1,2,3,6,7,8-HxCDD		Not Listed	NA	ND(0.0000000051)	NA
1,2,3,7,8,9-HxCDD		Not Listed	NA	ND(0.0000000051)	NA
HxCDDs (total)		Not Listed	NA	ND(0.0000000051)	NA
1,2,3,4,6,7,8-HpCDD		Not Listed	NA	ND(0.0000000051)	NA
HpCDDs (total)		Not Listed	NA	ND(0.0000000051)	NA
OCDD		Not Listed	NA	0.000000015 J	NA
Total TEQs (WHO TEFs)		0.000001	NA	0.0000000066	NA
Inorganics-Unfiltered					
None Detected		--	NA	--	NA
Inorganics-Filtered					
Beryllium		0.5	NA	ND(0.0100) J	NA
Mercury		0.2	NA	ND(0.000285)	NA
Nickel		2	NA	ND(0.0500) J	NA
Thallium		30	NA	ND(0.0100) J	NA
Zinc		50	NA	0.00485 B	NA

Table 8
Comparison of Groundwater Analytical Results to MCP UCLs for Groundwater

Groundwater Quality Interim Report For Fall 2006
Groundwater Management Area 4
General Electric Company - Pittsfield, Massachusetts
(Results are presented in parts per million, ppm)

Parameter	Sample ID: Laboratory: Date Collected:	MCP UCL for GroundWater	OPCA-MW-3	
			SGS 11/10/06	NEA 11/10/06
Volatile Organics				
Benzene		100	ND(0.0010)	NA
Chlorobenzene		10	ND(0.0010)	NA
Chloroform		100	ND(0.0010)	NA
Chloromethane		Not Listed	ND(0.0010)	NA
Tetrachloroethene		100	ND(0.0010)	NA
Toluene		80	ND(0.0010)	NA
Trichloroethene		50	ND(0.0010)	NA
Vinyl Chloride		100	ND(0.0010)	NA
PCBs-Filtered				
Aroclor-1254		Not Listed	ND(0.00011) J	ND(0.000022)
Total PCBs		0.005	ND(0.00011) J	ND(0.000022)
Semivolatile Organics				
None Detected		--	--	NA
Furans				
2,3,7,8-TCDF		Not Listed	ND(0.0000000011)	NA
TCDFs (total)		Not Listed	ND(0.0000000011)	NA
1,2,3,7,8-PeCDF		Not Listed	ND(0.0000000055)	NA
2,3,4,7,8-PeCDF		Not Listed	ND(0.0000000055)	NA
PeCDFs (total)		Not Listed	ND(0.0000000055)	NA
1,2,3,4,7,8-HxCDF		Not Listed	ND(0.0000000055)	NA
1,2,3,6,7,8-HxCDF		Not Listed	ND(0.0000000055)	NA
1,2,3,7,8,9-HxCDF		Not Listed	ND(0.0000000055)	NA
2,3,4,6,7,8-HxCDF		Not Listed	ND(0.0000000055)	NA
HxCDFs (total)		Not Listed	ND(0.0000000055)	NA
1,2,3,4,6,7,8-HpCDF		Not Listed	ND(0.0000000055)	NA
1,2,3,4,7,8,9-HpCDF		Not Listed	ND(0.0000000055)	NA
HpCDFs (total)		Not Listed	ND(0.0000000055)	NA
OCDF		Not Listed	ND(0.0000000011)	NA
Dioxins				
2,3,7,8-TCDD		Not Listed	ND(0.0000000011)	NA
TCDDs (total)		Not Listed	ND(0.0000000015)	NA
1,2,3,7,8-PeCDD		Not Listed	ND(0.0000000055)	NA
PeCDDs (total)		Not Listed	ND(0.0000000055)	NA
1,2,3,4,7,8-HxCDD		Not Listed	ND(0.0000000055)	NA
1,2,3,6,7,8-HxCDD		Not Listed	ND(0.0000000055)	NA
1,2,3,7,8,9-HxCDD		Not Listed	ND(0.0000000055)	NA
HxCDDs (total)		Not Listed	ND(0.0000000055)	NA
1,2,3,4,6,7,8-HpCDD		Not Listed	ND(0.0000000055)	NA
HpCDDs (total)		Not Listed	ND(0.0000000055)	NA
OCDD		Not Listed	ND(0.0000000011)	NA
Total TEQs (WHO TEFs)		0.000001	0.0000000069	NA
Inorganics-Unfiltered				
None Detected		--	--	NA
Inorganics-Filtered				
Beryllium		0.5	0.00135 J	NA
Mercury		0.2	ND(0.000285)	NA
Nickel		2	ND(0.0500) J	NA
Thallium		30	0.0110 J	NA
Zinc		50	0.00565 B	NA

Table 8
Comparison of Groundwater Analytical Results to MCP UCLs for Groundwater

Groundwater Quality Interim Report For Fall 2006
Groundwater Management Area 4
General Electric Company - Pittsfield, Massachusetts
(Results are presented in parts per million, ppm)

Parameter	Sample ID: Laboratory: Date Collected:	MCP UCL for GroundWater	OPCA-MW-4	
			SGS 11/09/06	NEA 11/09/06
Volatile Organics				
Benzene		100	ND(0.0010) [ND(0.0010)]	NA
Chlorobenzene		10	ND(0.0010) [ND(0.0010)]	NA
Chloroform		100	ND(0.0010) [ND(0.0010)]	NA
Chloromethane		Not Listed	0.00068 J [0.00039 J]	NA
Tetrachloroethene		100	ND(0.0010) [ND(0.0010)]	NA
Toluene		80	ND(0.0010) [0.00073 J]	NA
Trichloroethene		50	0.0020 [0.0020]	NA
Vinyl Chloride		100	0.00055 J [0.00057 J]	NA
PCBs-Filtered				
Aroclor-1254		Not Listed	ND(0.00011) J [ND(0.00011) J]	0.00023
Total PCBs		0.005	ND(0.00011) J [ND(0.00011) J]	0.00023
Semivolatile Organics				
None Detected		--	--	NA
Furans				
2,3,7,8-TCDF		Not Listed	ND(0.0000000010) [ND(0.0000000010)]	NA
TCDFs (total)		Not Listed	0.0000000052 J [0.0000000029 J]	NA
1,2,3,7,8-PeCDF		Not Listed	ND(0.0000000050) [ND(0.0000000052)]	NA
2,3,4,7,8-PeCDF		Not Listed	ND(0.0000000050) [ND(0.0000000052)]	NA
PeCDFs (total)		Not Listed	0.000000019 J [0.000000013 J]	NA
1,2,3,4,7,8-HxCDF		Not Listed	ND(0.0000000050) [ND(0.0000000052)]	NA
1,2,3,6,7,8-HxCDF		Not Listed	ND(0.0000000050) [ND(0.0000000052)]	NA
1,2,3,7,8,9-HxCDF		Not Listed	ND(0.0000000050) [ND(0.0000000052)]	NA
2,3,4,6,7,8-HxCDF		Not Listed	ND(0.0000000050) [ND(0.0000000052)]	NA
HxCDFs (total)		Not Listed	ND(0.0000000050) [ND(0.0000000052)]	NA
1,2,3,4,6,7,8-HpCDF		Not Listed	ND(0.0000000050) [ND(0.0000000052)]	NA
1,2,3,4,7,8,9-HpCDF		Not Listed	ND(0.0000000050) [ND(0.0000000052)]	NA
HpCDFs (total)		Not Listed	ND(0.0000000050) [ND(0.0000000052)]	NA
OCDF		Not Listed	ND(0.0000000010) [ND(0.0000000010)]	NA
Dioxins				
2,3,7,8-TCDD		Not Listed	ND(0.0000000010) [ND(0.0000000014)]	NA
TCDDs (total)		Not Listed	ND(0.0000000010) [ND(0.0000000014)]	NA
1,2,3,7,8-PeCDD		Not Listed	ND(0.0000000050) [ND(0.0000000052)]	NA
PeCDDs (total)		Not Listed	ND(0.0000000050) [ND(0.0000000052)]	NA
1,2,3,4,7,8-HxCDD		Not Listed	ND(0.0000000050) [ND(0.0000000052)]	NA
1,2,3,6,7,8-HxCDD		Not Listed	ND(0.0000000050) [ND(0.0000000052)]	NA
1,2,3,7,8,9-HxCDD		Not Listed	ND(0.0000000050) [ND(0.0000000052)]	NA
HxCDDs (total)		Not Listed	ND(0.0000000050) [ND(0.0000000052)]	NA
1,2,3,4,6,7,8-HpCDD		Not Listed	ND(0.0000000050) [ND(0.0000000052)]	NA
HpCDDs (total)		Not Listed	ND(0.0000000050) [ND(0.0000000052)]	NA
OCDD		Not Listed	ND(0.0000000010) [ND(0.0000000010)]	NA
Total TEQs (WHO TEFs)		0.000001	0.0000000063 [0.0000000066]	NA
Inorganics-Unfiltered				
None Detected		--	--	NA
Inorganics-Filtered				
Beryllium		0.5	0.000590 J [0.00249 J]	NA
Mercury		0.2	ND(0.000285) [ND(0.000285)]	NA
Nickel		2	ND(0.0500) J [ND(0.0500) J]	NA
Thallium		30	0.00666 J [ND(0.0100) J]	NA
Zinc		50	0.00883 B [0.00999 B]	NA

Table 8
Comparison of Groundwater Analytical Results to MCP UCLs for Groundwater

Groundwater Quality Interim Report For Fall 2006
Groundwater Management Area 4
General Electric Company - Pittsfield, Massachusetts
(Results are presented in parts per million, ppm)

Parameter	Sample ID: Laboratory: Date Collected:	MCP UCL for GroundWater	OPCA-MW-5R	OPCA-MW-5R	OPCA-MW-6
			SGS 11/09/06	NEA 11/09/06	SGS 11/09/06
Volatile Organics					
Benzene		100	0.00024 J	NA	ND(0.0010)
Chlorobenzene		10	0.0018	NA	ND(0.0010)
Chloroform		100	ND(0.0010)	NA	ND(0.0010)
Chloromethane		Not Listed	ND(0.0010)	NA	ND(0.0010)
Tetrachloroethene		100	ND(0.0010)	NA	ND(0.0010)
Toluene		80	0.0011	NA	0.00027 J
Trichloroethene		50	ND(0.0010)	NA	ND(0.0010)
Vinyl Chloride		100	ND(0.0010)	NA	ND(0.0010)
PCBs-Filtered					
Aroclor-1254		Not Listed	ND(0.00010) J	ND(0.000022) J	ND(0.00011) J
Total PCBs		0.005	ND(0.00010) J	ND(0.000022) J	ND(0.00011) J
Semivolatile Organics					
None Detected		--	--	NA	--
Furans					
2,3,7,8-TCDF		Not Listed	ND(0.0000000010)	NA	ND(0.0000000011)
TCDFs (total)		Not Listed	0.0000000012 J	NA	ND(0.0000000011)
1,2,3,7,8-PeCDF		Not Listed	ND(0.0000000051)	NA	ND(0.0000000052)
2,3,4,7,8-PeCDF		Not Listed	ND(0.0000000051)	NA	ND(0.0000000052)
PeCDFs (total)		Not Listed	ND(0.0000000051)	NA	ND(0.0000000052)
1,2,3,4,7,8-HxCDF		Not Listed	ND(0.0000000051)	NA	ND(0.0000000052)
1,2,3,6,7,8-HxCDF		Not Listed	ND(0.0000000051)	NA	ND(0.0000000052)
1,2,3,7,8,9-HxCDF		Not Listed	ND(0.0000000051)	NA	ND(0.0000000052)
2,3,4,6,7,8-HxCDF		Not Listed	ND(0.0000000051)	NA	ND(0.0000000052)
HxCDFs (total)		Not Listed	ND(0.0000000051)	NA	ND(0.0000000052)
1,2,3,4,6,7,8-HpCDF		Not Listed	ND(0.0000000051)	NA	ND(0.0000000052)
1,2,3,4,7,8,9-HpCDF		Not Listed	ND(0.0000000051)	NA	ND(0.0000000052)
HpCDFs (total)		Not Listed	ND(0.0000000051)	NA	ND(0.0000000052)
OCDF		Not Listed	ND(0.0000000010)	NA	ND(0.0000000010)
Dioxins					
2,3,7,8-TCDD		Not Listed	ND(0.0000000015)	NA	ND(0.0000000018)
TCDDs (total)		Not Listed	ND(0.0000000015)	NA	ND(0.0000000018)
1,2,3,7,8-PeCDD		Not Listed	ND(0.0000000051)	NA	ND(0.0000000052)
PeCDDs (total)		Not Listed	ND(0.0000000051)	NA	ND(0.0000000052)
1,2,3,4,7,8-HxCDD		Not Listed	ND(0.0000000051)	NA	ND(0.0000000052)
1,2,3,6,7,8-HxCDD		Not Listed	ND(0.0000000051)	NA	ND(0.0000000052)
1,2,3,7,8,9-HxCDD		Not Listed	ND(0.0000000051)	NA	ND(0.0000000052)
HxCDDs (total)		Not Listed	ND(0.0000000051)	NA	ND(0.0000000052)
1,2,3,4,6,7,8-HpCDD		Not Listed	ND(0.0000000051)	NA	ND(0.0000000052)
HpCDDs (total)		Not Listed	ND(0.0000000051)	NA	ND(0.0000000052)
OCDD		Not Listed	0.000000012 J	NA	0.000000016 J
Total TEQs (WHO TEFs)		0.000001	0.0000000067	NA	0.0000000069
Inorganics-Unfiltered					
None Detected		--	--	NA	--
Inorganics-Filtered					
Beryllium		0.5	ND(0.0100) J	NA	0.000970 J
Mercury		0.2	ND(0.000285)	NA	ND(0.000285)
Nickel		2	0.00498 J	NA	ND(0.0500) J
Thallium		30	0.00828 J	NA	ND(0.0100) J
Zinc		50	0.0140 B	NA	0.00328 B

Table 8
Comparison of Groundwater Analytical Results to MCP UCLs for Groundwater

Groundwater Quality Interim Report For Fall 2006
Groundwater Management Area 4
General Electric Company - Pittsfield, Massachusetts
(Results are presented in parts per million, ppm)

Parameter	Sample ID: Laboratory: Date Collected:	MCP UCL for GroundWater	OPCA-MW-6	OPCA-MW-7	
			NEA 11/09/06	SGS 11/08/06	NEA 11/08/06
Volatile Organics					
Benzene		100	NA	ND(0.0010)	NA
Chlorobenzene		10	NA	ND(0.0010)	NA
Chloroform		100	NA	ND(0.0010)	NA
Chloromethane		Not Listed	NA	ND(0.0010)	NA
Tetrachloroethene		100	NA	ND(0.0010)	NA
Toluene		80	NA	0.00022 J	NA
Trichloroethene		50	NA	ND(0.0010)	NA
Vinyl Chloride		100	NA	ND(0.0010)	NA
PCBs-Filtered					
Aroclor-1254		Not Listed	ND(0.000022)	ND(0.00011)	0.000095
Total PCBs		0.005	ND(0.000022)	ND(0.00011)	0.000095
Semivolatile Organics					
None Detected		--	NA	--	NA
Furans					
2,3,7,8-TCDF		Not Listed	NA	0.000000029 J	NA
TCDFs (total)		Not Listed	NA	0.000000037	NA
1,2,3,7,8-PeCDF		Not Listed	NA	0.000000071 J	NA
2,3,4,7,8-PeCDF		Not Listed	NA	0.000000027 J	NA
PeCDFs (total)		Not Listed	NA	0.00000015 Q	NA
1,2,3,4,7,8-HxCDF		Not Listed	NA	0.000000013	NA
1,2,3,6,7,8-HxCDF		Not Listed	NA	0.000000052 J	NA
1,2,3,7,8,9-HxCDF		Not Listed	NA	0.000000023 J	NA
2,3,4,6,7,8-HxCDF		Not Listed	NA	0.000000027 J	NA
HxCDFs (total)		Not Listed	NA	0.000000042	NA
1,2,3,4,6,7,8-HpCDF		Not Listed	NA	0.000000091	NA
1,2,3,4,7,8,9-HpCDF		Not Listed	NA	0.000000058	NA
HpCDFs (total)		Not Listed	NA	0.000000027	NA
OCDF		Not Listed	NA	0.000000014	NA
Dioxins					
2,3,7,8-TCDD		Not Listed	NA	ND(0.000000016)	NA
TCDDs (total)		Not Listed	NA	0.000000085 J	NA
1,2,3,7,8-PeCDD		Not Listed	NA	ND(0.000000057)	NA
PeCDDs (total)		Not Listed	NA	0.000000087 JQ	NA
1,2,3,4,7,8-HxCDD		Not Listed	NA	ND(0.000000057)	NA
1,2,3,6,7,8-HxCDD		Not Listed	NA	0.000000066 J	NA
1,2,3,7,8,9-HxCDD		Not Listed	NA	ND(0.000000057)	NA
HxCDDs (total)		Not Listed	NA	0.000000055 J	NA
1,2,3,4,6,7,8-HpCDD		Not Listed	NA	0.000000040 J	NA
HpCDDs (total)		Not Listed	NA	0.000000080	NA
OCDD		Not Listed	NA	0.000000026	NA
Total TEQs (WHO TEFs)		0.000001	NA	0.000000044	NA
Inorganics-Unfiltered					
None Detected		--	NA	--	NA
Inorganics-Filtered					
Beryllium		0.5	NA	0.00363 J	NA
Mercury		0.2	NA	ND(0.000285)	NA
Nickel		2	NA	ND(0.0500) J	NA
Thallium		30	NA	ND(0.0100) J	NA
Zinc		50	NA	0.00700 B	NA

Table 8
Comparison of Groundwater Analytical Results to MCP UCLs for Groundwater

Groundwater Quality Interim Report For Fall 2006
Groundwater Management Area 4
General Electric Company - Pittsfield, Massachusetts
(Results are presented in parts per million, ppm)

Parameter	Sample ID: Laboratory: Date Collected:	MCP UCL for GroundWater	OPCA-MW-8	
			SGS 11/08/06	NEA 11/08/06
Volatile Organics				
Benzene		100	ND(0.0010)	NA
Chlorobenzene		10	ND(0.0010)	NA
Chloroform		100	ND(0.0010)	NA
Chloromethane		Not Listed	ND(0.0010)	NA
Tetrachloroethene		100	ND(0.0010)	NA
Toluene		80	0.00037 J	NA
Trichloroethene		50	ND(0.0010)	NA
Vinyl Chloride		100	ND(0.0010)	NA
PCBs-Filtered				
Aroclor-1254		Not Listed	ND(0.00011)	ND(0.000022)
Total PCBs		0.005	ND(0.00011)	ND(0.000022)
Semivolatile Organics				
None Detected		--	--	NA
Furans				
2,3,7,8-TCDF		Not Listed	ND(0.0000000011)	NA
TCDFs (total)		Not Listed	ND(0.0000000011)	NA
1,2,3,7,8-PeCDF		Not Listed	ND(0.0000000055)	NA
2,3,4,7,8-PeCDF		Not Listed	ND(0.0000000055)	NA
PeCDFs (total)		Not Listed	ND(0.0000000055)	NA
1,2,3,4,7,8-HxCDF		Not Listed	ND(0.0000000055)	NA
1,2,3,6,7,8-HxCDF		Not Listed	ND(0.0000000055)	NA
1,2,3,7,8,9-HxCDF		Not Listed	ND(0.0000000055)	NA
2,3,4,6,7,8-HxCDF		Not Listed	ND(0.0000000055)	NA
HxCDFs (total)		Not Listed	ND(0.0000000055)	NA
1,2,3,4,6,7,8-HpCDF		Not Listed	ND(0.0000000055)	NA
1,2,3,4,7,8,9-HpCDF		Not Listed	ND(0.0000000055)	NA
HpCDFs (total)		Not Listed	ND(0.0000000055)	NA
OCDF		Not Listed	ND(0.0000000011)	NA
Dioxins				
2,3,7,8-TCDD		Not Listed	ND(0.0000000012)	NA
TCDDs (total)		Not Listed	ND(0.0000000012)	NA
1,2,3,7,8-PeCDD		Not Listed	ND(0.0000000055)	NA
PeCDDs (total)		Not Listed	ND(0.0000000055)	NA
1,2,3,4,7,8-HxCDD		Not Listed	ND(0.0000000055)	NA
1,2,3,6,7,8-HxCDD		Not Listed	ND(0.0000000055)	NA
1,2,3,7,8,9-HxCDD		Not Listed	ND(0.0000000055)	NA
HxCDDs (total)		Not Listed	ND(0.0000000055)	NA
1,2,3,4,6,7,8-HpCDD		Not Listed	ND(0.0000000055)	NA
HpCDDs (total)		Not Listed	ND(0.0000000055)	NA
OCDD		Not Listed	0.000000012 J	NA
Total TEQs (WHO TEFs)		0.000001	0.0000000070	NA
Inorganics-Unfiltered				
None Detected		--	--	NA
Inorganics-Filtered				
Beryllium		0.5	ND(0.0100) J	NA
Mercury		0.2	ND(0.000285)	NA
Nickel		2	ND(0.0500) J	NA
Thallium		30	0.00717 J	NA
Zinc		50	0.00819 B	NA

Table 8
Comparison of Groundwater Analytical Results to MCP UCLs for Groundwater

Groundwater Quality Interim Report For Fall 2006
Groundwater Management Area 4
General Electric Company - Pittsfield, Massachusetts
(Results are presented in parts per million, ppm)

Notes:

1. Samples were collected by ARCADIS BBL, and submitted to SGS Environmental Services, Inc. and Northeast Analytical, Inc. for analysis of Appendix IX+3 constituents.
2. Samples have been validated as per Field Sampling Plan/Quality Assurance Project Plan (FSP/QAPP), General Electric Company, Pittsfield, Massachusetts, Blasland Bouck & Lee, Inc. (approved May 29, 2004 and resubmitted June 19, 2004).
3. NA - Not Analyzed .
4. ND - Analyte was not detected. The number in parentheses is the associated detection limit.
5. Total 2,3,7,8-TCDD toxicity equivalents (TEQs) were calculated using Toxicity Equivalency Factors (TEFs) derived by the World Health Organization (WHO) and published by Van den Berg et al. in Environmental Health Perspectives 106(2), December 1998.
6. With the exception of dioxin/furans, only those constituents detected in one or more samples are summarized.
7. -- Indicates that all constituents for the parameter group were not detected.

Data Qualifiers:

Organics (volatiles, PCBs, semivolatiles, dioxin/furans)

- J - Indicates that the associated numerical value is an estimated concentration.
- R - Data was rejected due to a deficiency in the data generation process.
- Q - Indicates the presence of quantitative interferences.
- X - Estimated maximum possible concentration.

Inorganics

- B - Indicates an estimated value between the instrument detection limit (IDL) and practical quantitation limit (PQL).
- J - Indicates that the associated numerical value is an estimated concentration.

Table 9
Spring 2007 Interim Groundwater Quality Monitoring Activities

Groundwater Quality Monitoring Interim Report For Fall 2006
Groundwater Mamangement Area 4
General Electric Company- Pittsfield, Massachusetts

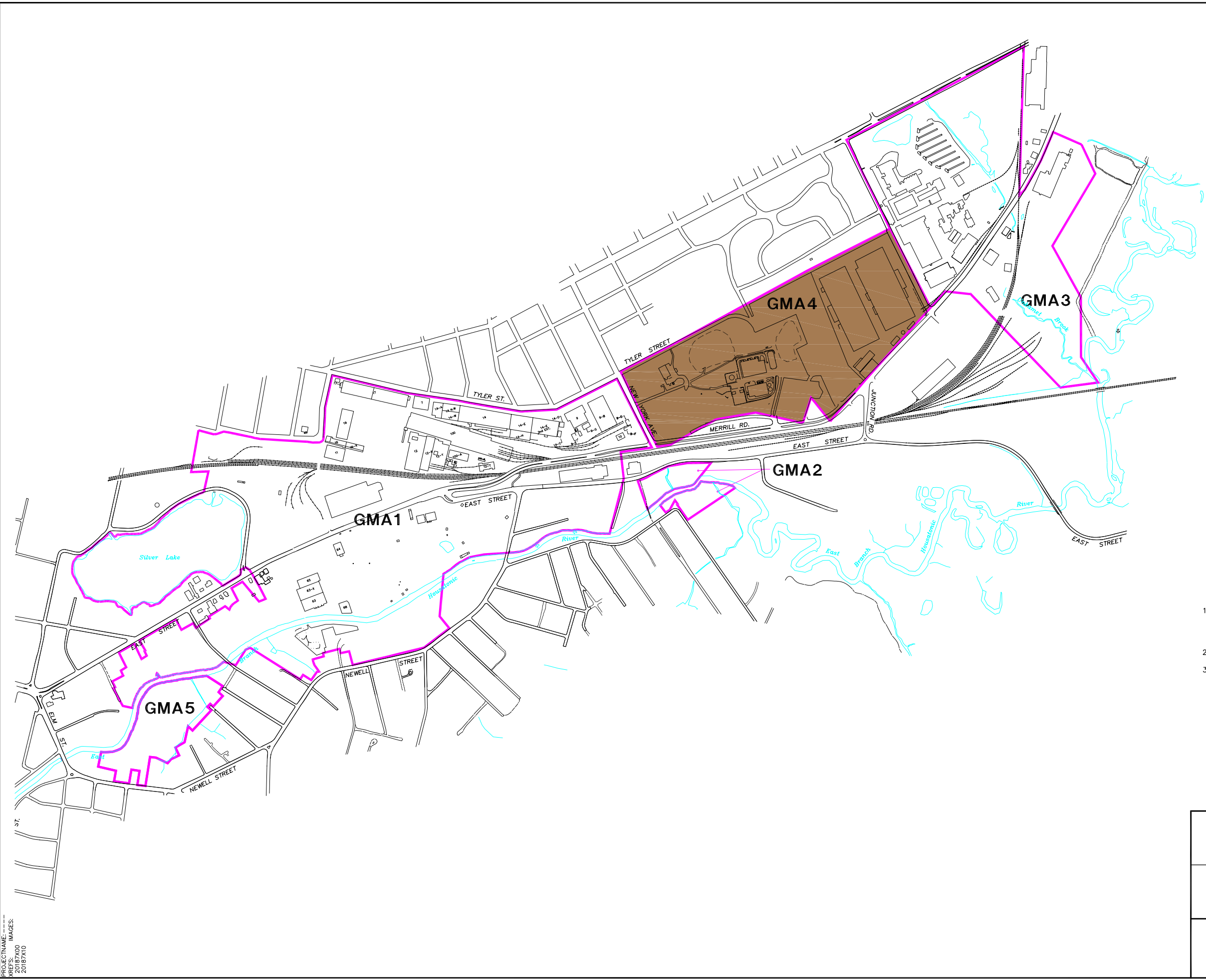
Well Number	Monitoring Well Usage	Sampling Schedule	Analyses	Basis for Spring 2007 Sampling
78-1	GW-3 Perimeter (Upgradient)/OPCA Groundwater Monitoring Program	Semi-Annual	PCB/App. IX (1,2)	Well is included in OPCA groundwater quality monitoring program network.
78-6	GW-3 Perimeter/OPCA Groundwater Monitoring Program	Semi-Annual	PCB/App. IX (1,2)	Well is included in OPCA groundwater quality monitoring program network.
GMA4-6	GW-3 Perimeter (Upgradient)/OPCA Groundwater Monitoring Program	Semi-Annual	PCB/App. IX (1,2)	Well was added to the OPCA groundwater quality monitoring program network in fall 2006.
H78B-15	GW-2 Sentinel/GW-3 General/Source Area Sentinel/OPCA Groundwater Monitoring Program	Semi-Annual	PCB/App. IX (1,2)	Well is included in OPCA groundwater quality monitoring program network.
OPCA-MW-1R	GW-2 Sentinel/GW-3 General/Source Area Sentinel/OPCA Groundwater Monitoring Program	Semi-Annual	PCB/App. IX (1,2)	Well is included in OPCA groundwater quality monitoring program network as a replacement for well OPCA-MW-1.
OPCA-MW-2	GW-3 General/Source Area Sentinel/OPCA Groundwater Monitoring Program	Semi-Annual	PCB/App. IX (1,2)	Well is included in OPCA groundwater quality monitoring program network.
OPCA-MW-3	GW-3 General/Source Area Sentinel/OPCA Groundwater Monitoring Program	Semi-Annual	PCB/App. IX (1,2)	Well is included in OPCA groundwater quality monitoring program network.
OPCA-MW-4	GW-2 Sentinel/GW-3 General/Source Area Sentinel/OPCA Groundwater Monitoring Program	Semi-Annual	PCB/App. IX (1,2)	Well is included in OPCA groundwater quality monitoring program network.
OPCA-MW-5R	GW-2 Sentinel/GW-3 General/Source Area Sentinel/OPCA Groundwater Monitoring Program	Semi-Annual	PCB/App. IX (1,2)	Well is included in OPCA groundwater quality monitoring program network.
OPCA-MW-6	GW-3 General/Source Area Sentinel/OPCA Groundwater Monitoring Program	Semi-Annual	PCB/App. IX (1,2)	Well is included in OPCA groundwater quality monitoring program network.
OPCA-MW-7	GW-3 General/Source Area Sentinel/OPCA Groundwater Monitoring Program	Semi-Annual	PCB/App. IX (1,2)	Well is included in OPCA groundwater quality monitoring program network.
OPCA-MW-8	GW-3 General/Source Area Sentinel/OPCA Groundwater Monitoring Program	Semi-Annual	PCB/App. IX (1,2)	Well is included in OPCA groundwater quality monitoring program network.

NOTES:

1. Appendix IX+3 analyses consists of those non-PCB constituents listed in Appendix IX of 40 CFR Part 264 (excluding pesticides and herbicides) plus three constituents -- benzidine, 2-chloroethyl vinyl ether, and 1,2-
2. Per the interim monitoring program protocols, analyses for PCBs, metals, and cyanide performed on filtered samples only.
3. Interim sampling of wells H78B-16 and H78B-17R for VOCs is also conducted on an annual basis, alternating between the spring and fall seasons each year. This schedule began with the spring 2004 event and the next

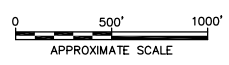
Figures

SVR-R5-LIP FIG_LAF LAYER: ON=*, OFF=REF (FRZ)
 G:\CAD\GE-CAD\GE_ACTIVE\N\20187001\FALL06\20187802.DWG SAVED: 2/21/2007 3:16 PM LAYOUT: 1 PAGES: 1 PLOT: FULL CTB PRINTED: 2/21/2007 3:17 PM BY: LFORAKER
 PROJECT NAME: 20187X00 20187X10



- LEGEND:**
- GMA1 GMA 1—PLANT SITE 1
 - GMA2 GMA 2—FORMER OXBOWS J&K
 - GMA3 GMA 3—PLANT SITE 2
 - GMA4 GMA 4—PLANT SITE 3
 - GMA5 GMA 5—FORMER OXBOWS A&C

- GENERAL NOTES:**
1. MAPPING IS BASED ON AERIAL PHOTOGRAPHS AND PHOTOGRAMMETRIC MAPPING BY LOCKWOOD MAPPING, INC. — FLOWN IN APRIL 1990; DATA PROVIDED BY GENERAL ELECTRIC COMPANY; AND BLASLAND & BOUCK ENGINEERS, P.C. P.C. CONSTRUCTION PLANS.
 2. NOT ALL PHYSICAL FEATURES SHOWN.
 3. SITE BOUNDARIES/LIMITS ARE APPROXIMATE.

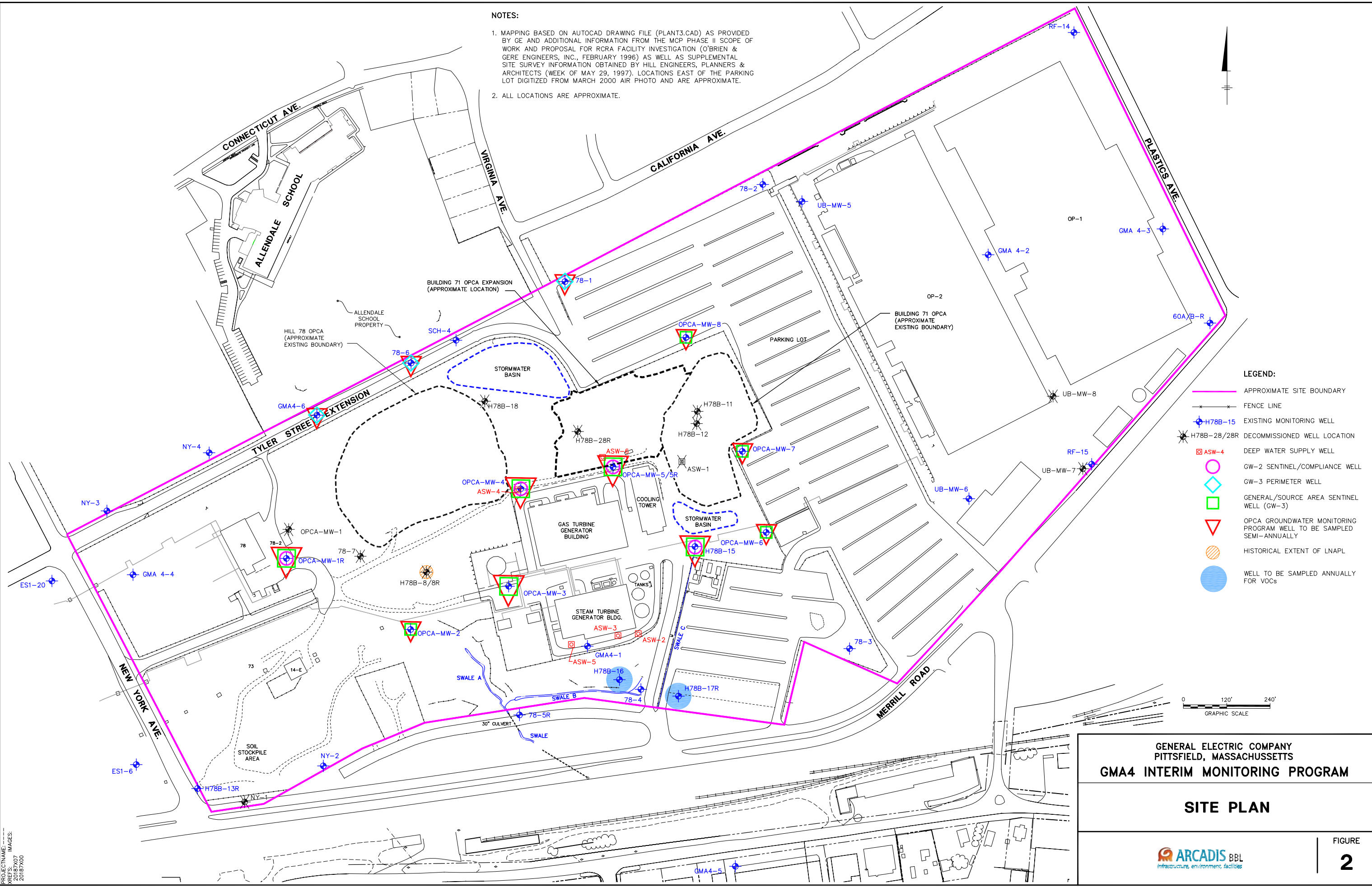


GENERAL ELECTRIC COMPANY PITTSFIELD, MASSACHUSETTS GMA4 INTERIM MONITORING PROGRAM	
GROUNDWATER MANAGEMENT AREAS	
	FIGURE 1

NOTES:

1. MAPPING BASED ON AUTOCAD DRAWING FILE (PLANT3.CAD) AS PROVIDED BY GE AND ADDITIONAL INFORMATION FROM THE MCP PHASE II SCOPE OF WORK AND PROPOSAL FOR RCRA FACILITY INVESTIGATION (O'BRIEN & GERE ENGINEERS, INC., FEBRUARY 1996) AS WELL AS SUPPLEMENTAL SITE SURVEY INFORMATION OBTAINED BY HILL ENGINEERS, PLANNERS & ARCHITECTS (WEEK OF MAY 29, 1997). LOCATIONS EAST OF THE PARKING LOT DIGITIZED FROM MARCH 2000 AIR PHOTO AND ARE APPROXIMATE.
2. ALL LOCATIONS ARE APPROXIMATE.

S:\R-85-SOL\DWG\LA\ LAYER: ON* OFF=REF
 G:\CAD\GE-CAD\GE_ACTIVE\N\20187001\FALL06\20187804.DWG SAVED:2/21/2007 3:04 PM LAYOUT:Layout1 PAGES:SETUP.DL2B-PDF PENTABLE:PLTFULLCTB PRINTED:2/21/2007 3:04 PM BY:LFORAKER
 PROJECT NAME: IMAGES:
 20187X07
 20187X00




- LEGEND:**
- APPROXIMATE SITE BOUNDARY
 - FENCE LINE
 - ◆ H78B-15 EXISTING MONITORING WELL
 - ✱ H78B-28/28R DECOMMISSIONED WELL LOCATION
 - ASW-4 DEEP WATER SUPPLY WELL
 - GW-2 SENTINEL/COMPLIANCE WELL
 - ◇ GW-3 PERIMETER WELL
 - GENERAL/SOURCE AREA SENTINEL WELL (GW-3)
 - ▽ OPCA GROUNDWATER MONITORING PROGRAM WELL TO BE SAMPLED SEMI-ANNUALLY
 - HISTORICAL EXTENT OF LNAPL
 - WELL TO BE SAMPLED ANNUALLY FOR VOCs



GENERAL ELECTRIC COMPANY
PITTSFIELD, MASSACHUSETTS
GMA4 INTERIM MONITORING PROGRAM

SITE PLAN



infrastructure, environment, facilities

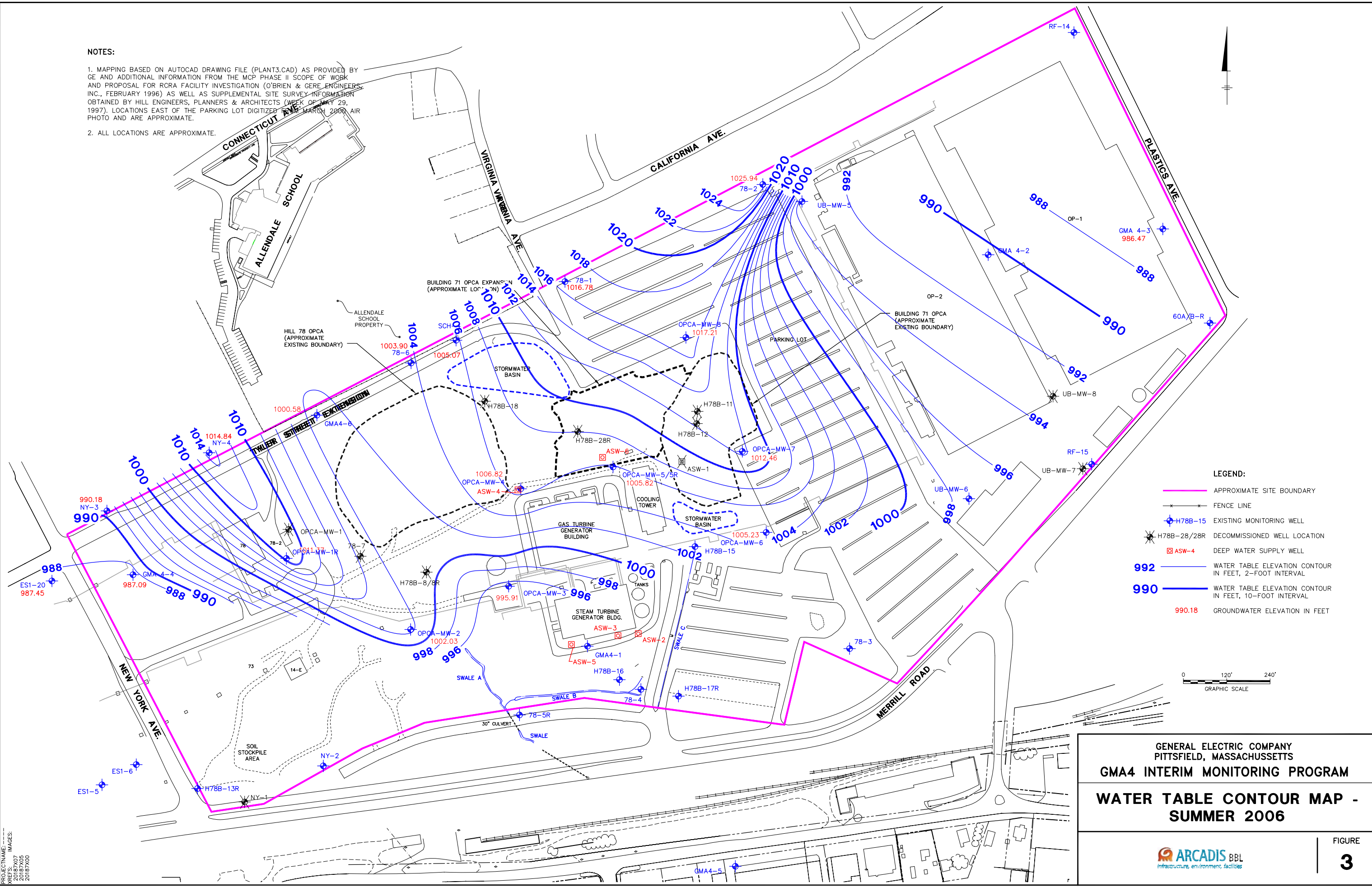
FIGURE

2

NOTES:

1. MAPPING BASED ON AUTOCAD DRAWING FILE (PLANT3.CAD) AS PROVIDED BY GE AND ADDITIONAL INFORMATION FROM THE MCP PHASE II SCOPE OF WORK AND PROPOSAL FOR RCRA FACILITY INVESTIGATION (O'BRIEN & GERE ENGINEERS INC., FEBRUARY 1996) AS WELL AS SUPPLEMENTAL SITE SURVEY INFORMATION OBTAINED BY HILL ENGINEERS, PLANNERS & ARCHITECTS (WEEK OF MAY 29, 1997). LOCATIONS EAST OF THE PARKING LOT DIGITIZED FROM MARCH 2000 AIR PHOTO AND ARE APPROXIMATE.
2. ALL LOCATIONS ARE APPROXIMATE.

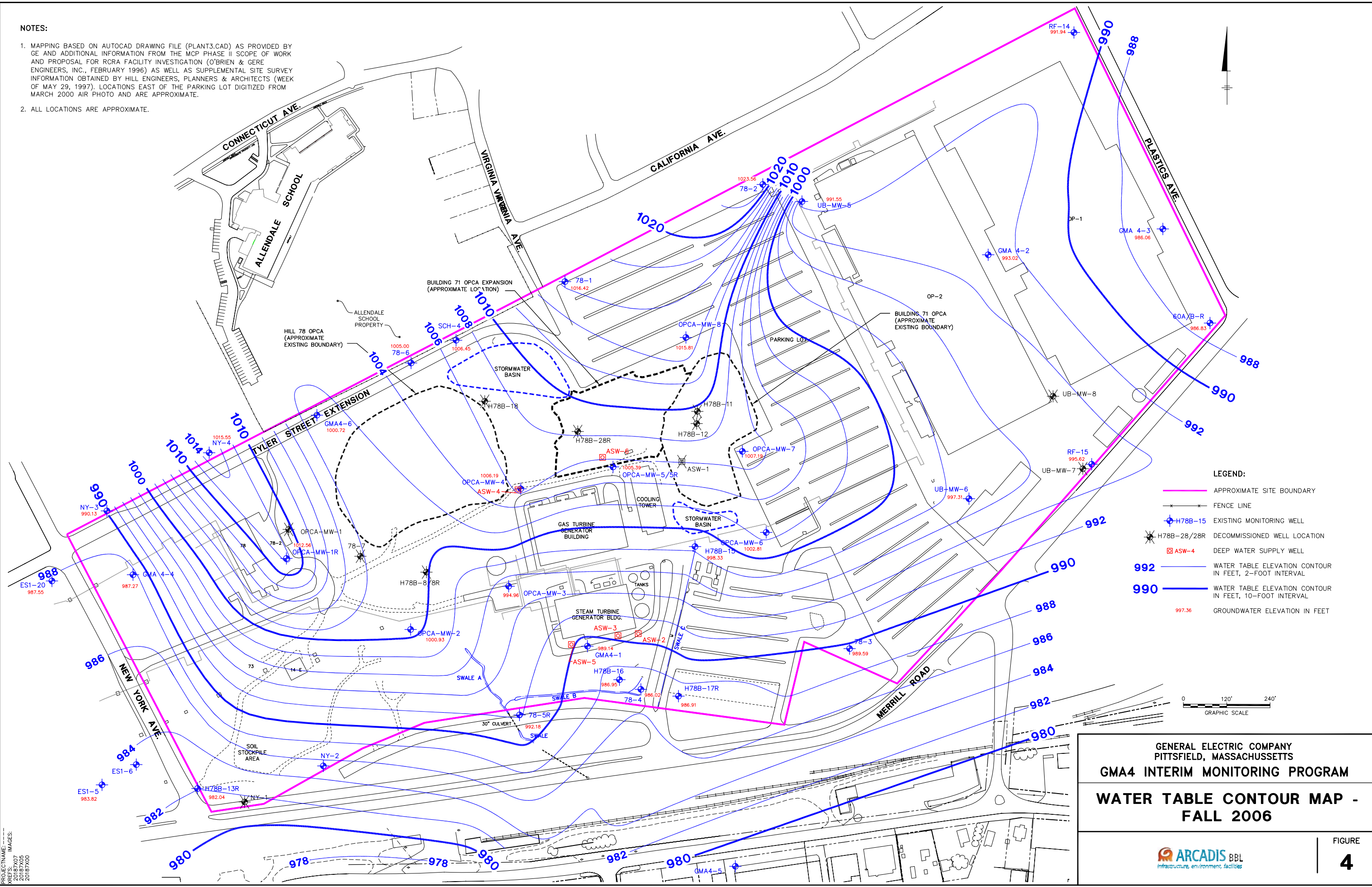
[SYR-B5-DWM] SYR-B5-FGL DWM LAF L: ON=*, OFF=REF
 G: CAD-GE-CAD-GE_ACTIVE\N\20187001\FALL06\20187001.DWG
 PENTABLE:PLT\FULLCIB PRINTED:2/21/2007 3:05 PM BY:LFORAKER
 LAYOUT:Layout11 PAGES:10/10
 SAVER:2/21/2007 3:05 PM
 PROJECT NAME: IMAGES:
 20187007
 20187005
 20187000



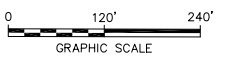
GENERAL ELECTRIC COMPANY
PITTSFIELD, MASSACHUSETTS
GMA4 INTERIM MONITORING PROGRAM
WATER TABLE CONTOUR MAP -
SUMMER 2006

NOTES:

- MAPPING BASED ON AUTOCAD DRAWING FILE (PLANT3.CAD) AS PROVIDED BY GE AND ADDITIONAL INFORMATION FROM THE MCP PHASE II SCOPE OF WORK AND PROPOSAL FOR RCRA FACILITY INVESTIGATION (O'BRIEN & GERE ENGINEERS, INC., FEBRUARY 1996) AS WELL AS SUPPLEMENTAL SITE SURVEY INFORMATION OBTAINED BY HILL ENGINEERS, PLANNERS & ARCHITECTS (WEEK OF MAY 29, 1997). LOCATIONS EAST OF THE PARKING LOT DIGITIZED FROM MARCH 2000 AIR PHOTO AND ARE APPROXIMATE.
- ALL LOCATIONS ARE APPROXIMATE.



- LEGEND:**
- APPROXIMATE SITE BOUNDARY
 - - - FENCE LINE
 - H78B-15 EXISTING MONITORING WELL
 - ✱ H78B-28/28R DECOMMISSIONED WELL LOCATION
 - ASW-4 DEEP WATER SUPPLY WELL
 - 992 WATER TABLE ELEVATION CONTOUR IN FEET, 2-FOOT INTERVAL
 - 990 WATER TABLE ELEVATION CONTOUR IN FEET, 10-FOOT INTERVAL
 - 997.36 GROUNDWATER ELEVATION IN FEET

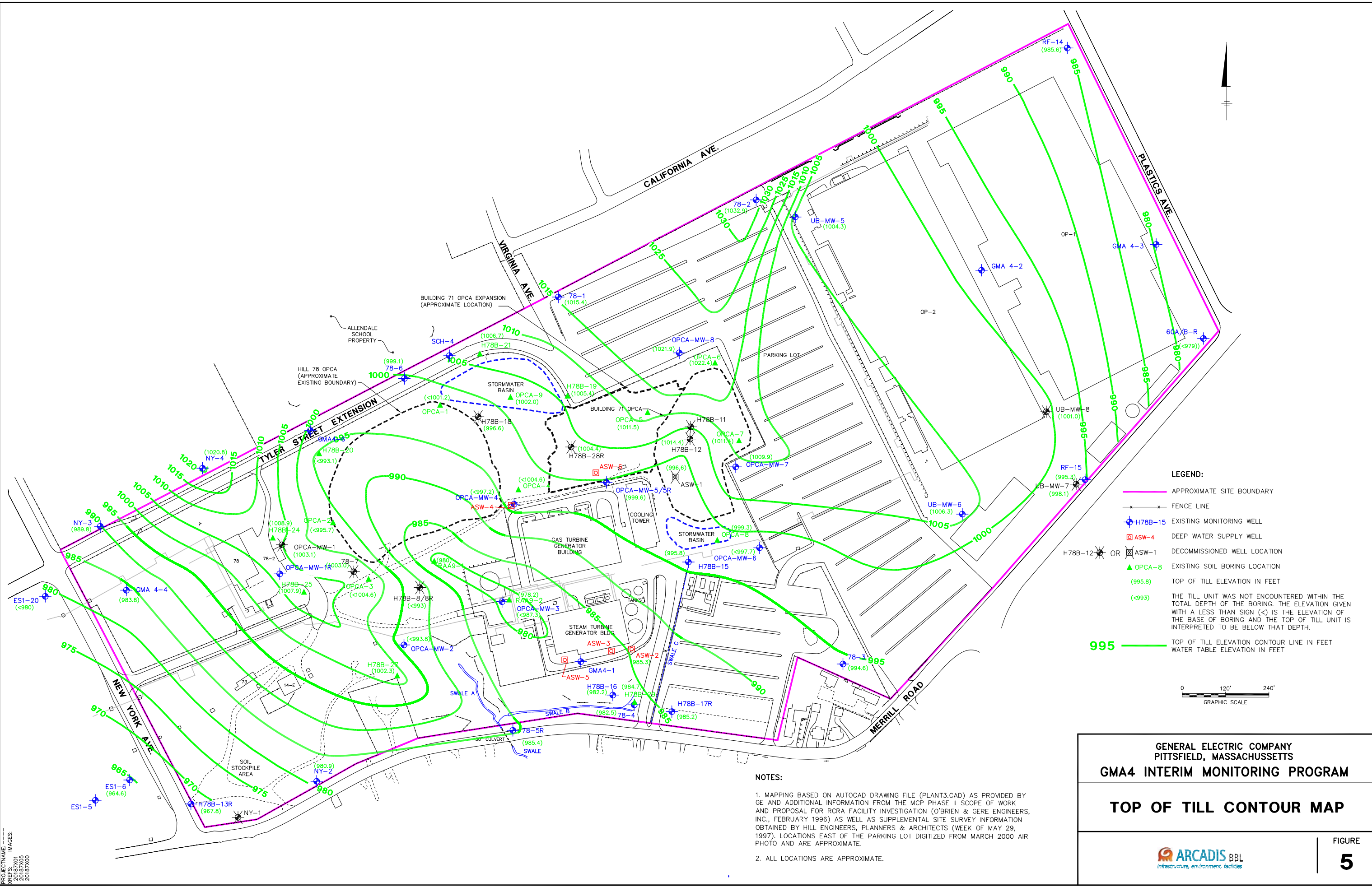


**GENERAL ELECTRIC COMPANY
PITTSFIELD, MASSACHUSETTS
GMA4 INTERIM MONITORING PROGRAM
WATER TABLE CONTOUR MAP -
FALL 2006**

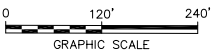


S:\R-85-POL DMW LAF LAYER: ON=*, OFF=REF (FRZ)
 G:\CAD\GE-CAD\GE_ACTIVE\N\20187001\FALLO6\20187W02.DWG SAVED:2/21/2007 3:06 PM LAYOUT:Layout11 PAGES:SETUP-DL2B-PDF PENTABLE:PLTFULLCTB PRINTED:2/21/2007 3:06 PM BY:LFORAKER
 PROJECT NAME: IMAGES:
 20187X07
 20187X05
 20187X00

SYR-85-POL.DWG LAF.L: ON=*, OFF=REF (FR2)
 G:\CAD\GE-CAD\ACTIVE\N\20187001\FALLO6\20187W04.DWG SAVED:2/21/2007 3:08 PM LAYOUT:Layout1 PAGES:2/21/2007 3:08 PM BY:LFORAKER
 PENTABLE:PLTFULL.CTB PRINTED:2/21/2007 3:08 PM BY:LFORAKER
 PROJECT NAME: IMAGES:
 20187X01
 20187X05
 20187X00



- LEGEND:**
- APPROXIMATE SITE BOUNDARY
 - FENCE LINE
 - H78B-15 EXISTING MONITORING WELL
 - ASW-4 DEEP WATER SUPPLY WELL
 - ⊗ OR ⊗ ASW-1 DECOMMISSIONED WELL LOCATION
 - ▲ OPCA-8 EXISTING SOIL BORING LOCATION
 - (995.8) TOP OF TILL ELEVATION IN FEET
 - (<993) THE TILL UNIT WAS NOT ENCOUNTERED WITHIN THE TOTAL DEPTH OF THE BORING. THE ELEVATION GIVEN WITH A LESS THAN SIGN (<) IS THE ELEVATION OF THE BASE OF BORING AND THE TOP OF TILL UNIT IS INTERPRETED TO BE BELOW THAT DEPTH.
 - 995 TOP OF TILL ELEVATION CONTOUR LINE IN FEET
 - WATER TABLE ELEVATION IN FEET




NOTES:

- MAPPING BASED ON AUTOCAD DRAWING FILE (PLANT3.CAD) AS PROVIDED BY GE AND ADDITIONAL INFORMATION FROM THE MCP PHASE II SCOPE OF WORK AND PROPOSAL FOR RCRA FACILITY INVESTIGATION (O'BRIEN & GERE ENGINEERS, INC., FEBRUARY 1996) AS WELL AS SUPPLEMENTAL SITE SURVEY INFORMATION OBTAINED BY HILL ENGINEERS, PLANNERS & ARCHITECTS (WEEK OF MAY 29, 1997). LOCATIONS EAST OF THE PARKING LOT DIGITIZED FROM MARCH 2000 AIR PHOTO AND ARE APPROXIMATE.
- ALL LOCATIONS ARE APPROXIMATE.

GENERAL ELECTRIC COMPANY
PITTSFIELD, MASSACHUSETTS
GMA4 INTERIM MONITORING PROGRAM

TOP OF TILL CONTOUR MAP



infrastructure, environment, facilities

FIGURE
5

Appendices

Appendix A

Groundwater Analytical Results –
Fall 2006

Table A-1
Fall 2006 Groundwater Analytical Results

Groundwater Quality Interim Report For Fall 2006
Groundwater Management Area 4
General Electric Company - Pittsfield, Massachusetts
(Results are presented in parts per million, ppm)

Parameter	Sample ID:	78-1		78-6	
	Laboratory: Date Collected:	SGS 11/07/06	NEA 11/07/06	SGS 11/07/06	NEA 11/07/06
Volatile Organics					
1,1,1,2-Tetrachloroethane		ND(0.0010)	NA	ND(0.0010)	NA
1,1,1-Trichloroethane		ND(0.0010)	NA	ND(0.0010)	NA
1,1,2,2-Tetrachloroethane		ND(0.0010)	NA	ND(0.0010)	NA
1,1,2-Trichloroethane		ND(0.0010)	NA	ND(0.0010)	NA
1,1-Dichloroethane		ND(0.0010)	NA	ND(0.0010)	NA
1,1-Dichloroethene		ND(0.0010)	NA	ND(0.0010)	NA
1,2,3-Trichloropropane		ND(0.0010)	NA	ND(0.0010)	NA
1,2-Dibromo-3-chloropropane		ND(0.0050) J	NA	ND(0.0050) J	NA
1,2-Dibromoethane		ND(0.0010)	NA	ND(0.0010)	NA
1,2-Dichloroethane		ND(0.0010)	NA	ND(0.0010)	NA
1,2-Dichloropropane		ND(0.0010)	NA	ND(0.0010)	NA
1,4-Dioxane		ND(0.10) J	NA	ND(0.10) J	NA
2-Butanone		ND(0.0050)	NA	ND(0.0050)	NA
2-Chloro-1,3-butadiene		ND(0.0010)	NA	ND(0.0010)	NA
2-Chloroethylvinylether		ND(0.013) J	NA	ND(0.013) J	NA
2-Hexanone		ND(0.0050)	NA	ND(0.0050)	NA
3-Chloropropene		ND(0.0010)	NA	ND(0.0010)	NA
4-Methyl-2-pentanone		ND(0.0050)	NA	ND(0.0050)	NA
Acetone		ND(0.0050) J	NA	ND(0.0050) J	NA
Acetonitrile		ND(0.020)	NA	ND(0.020)	NA
Acrolein		ND(0.025) J	NA	ND(0.025) J	NA
Acrylonitrile		ND(0.025) J	NA	ND(0.025) J	NA
Benzene		ND(0.0010)	NA	ND(0.0010)	NA
Bromodichloromethane		ND(0.0010)	NA	ND(0.0010)	NA
Bromoform		ND(0.0010)	NA	ND(0.0010)	NA
Bromomethane		ND(0.0010)	NA	ND(0.0010)	NA
Carbon Disulfide		ND(0.0010)	NA	ND(0.0010)	NA
Carbon Tetrachloride		ND(0.0010)	NA	ND(0.0010)	NA
Chlorobenzene		ND(0.0010)	NA	ND(0.0010)	NA
Chloroethane		ND(0.0010)	NA	ND(0.0010)	NA
Chloroform		ND(0.0010)	NA	ND(0.0010)	NA
Chloromethane		ND(0.0010)	NA	ND(0.0010)	NA
cis-1,3-Dichloropropene		ND(0.0010)	NA	ND(0.0010)	NA
Dibromochloromethane		ND(0.0010)	NA	ND(0.0010)	NA
Dibromomethane		ND(0.0010)	NA	ND(0.0010)	NA
Dichlorodifluoromethane		ND(0.0010)	NA	ND(0.0010)	NA
Ethyl Methacrylate		ND(0.0010)	NA	ND(0.0010)	NA
Ethylbenzene		ND(0.0010)	NA	ND(0.0010)	NA
Iodomethane		ND(0.0010)	NA	ND(0.0010)	NA
Isobutanol		ND(0.050) J	NA	ND(0.050) J	NA
Methacrylonitrile		ND(0.010)	NA	ND(0.010)	NA
Methyl Methacrylate		ND(0.0010)	NA	ND(0.0010)	NA
Methylene Chloride		ND(0.0050)	NA	ND(0.0050)	NA
Propionitrile		ND(0.020) J	NA	ND(0.020) J	NA
Styrene		ND(0.0010)	NA	ND(0.0010)	NA
Tetrachloroethene		ND(0.0010)	NA	ND(0.0010)	NA
Toluene		0.00074 J	NA	0.0019	NA
trans-1,2-Dichloroethene		ND(0.0010)	NA	ND(0.0010)	NA
trans-1,3-Dichloropropene		ND(0.0010)	NA	ND(0.0010)	NA
trans-1,4-Dichloro-2-butene		ND(0.0050) J	NA	ND(0.0050) J	NA
Trichloroethene		ND(0.0010)	NA	ND(0.0010)	NA
Trichlorofluoromethane		ND(0.0010)	NA	ND(0.0010)	NA
Vinyl Acetate		ND(0.0025) J	NA	ND(0.0025) J	NA
Vinyl Chloride		ND(0.0010)	NA	ND(0.0010)	NA
Xylenes (total)		ND(0.0010)	NA	ND(0.0010)	NA
Total VOCs		0.00074 J	NA	0.0019	NA

Table A-1
Fall 2006 Groundwater Analytical Results

Groundwater Quality Interim Report For Fall 2006
Groundwater Management Area 4
General Electric Company - Pittsfield, Massachusetts
(Results are presented in parts per million, ppm)

Sample ID: Laboratory: Parameter Date Collected:	78-1		78-6	
	SGS 11/07/06	NEA 11/07/06	SGS 11/07/06	NEA 11/07/06
PCBs-Filtered				
Aroclor-1016	ND(0.00011)	ND(0.000022)	ND(0.00011)	ND(0.000022)
Aroclor-1221	ND(0.00011)	ND(0.000022)	ND(0.00011)	ND(0.000022)
Aroclor-1232	ND(0.00011)	ND(0.000022)	ND(0.00011)	ND(0.000022)
Aroclor-1242	ND(0.00011)	ND(0.000022)	ND(0.00011)	ND(0.000022)
Aroclor-1248	ND(0.00011)	ND(0.000022)	ND(0.00011)	ND(0.000022)
Aroclor-1254	ND(0.00011)	0.000023	ND(0.00011)	ND(0.000022)
Aroclor-1260	ND(0.00011)	ND(0.000022)	ND(0.00011)	ND(0.000022)
Total PCBs	ND(0.00011)	0.000023	ND(0.00011)	ND(0.000022)
Semivolatile Organics				
1,2,4,5-Tetrachlorobenzene	ND(0.010)	NA	ND(0.011)	NA
1,2,4-Trichlorobenzene	ND(0.010)	NA	ND(0.011)	NA
1,2-Dichlorobenzene	ND(0.010)	NA	ND(0.011)	NA
1,2-Diphenylhydrazine	ND(0.010)	NA	ND(0.011)	NA
1,3,5-Trinitrobenzene	ND(0.050)	NA	ND(0.054)	NA
1,3-Dichlorobenzene	ND(0.010)	NA	ND(0.011)	NA
1,3-Dinitrobenzene	ND(0.010)	NA	ND(0.011)	NA
1,4-Dichlorobenzene	ND(0.010)	NA	ND(0.011)	NA
1,4-Naphthoquinone	ND(0.010)	NA	ND(0.011)	NA
1-Naphthylamine	ND(0.050)	NA	ND(0.054)	NA
2,3,4,6-Tetrachlorophenol	ND(0.010)	NA	ND(0.011)	NA
2,4,5-Trichlorophenol	ND(0.010)	NA	ND(0.011)	NA
2,4,6-Trichlorophenol	ND(0.010)	NA	ND(0.011)	NA
2,4-Dichlorophenol	ND(0.010)	NA	ND(0.011)	NA
2,4-Dimethylphenol	ND(0.010) J	NA	ND(0.011) J	NA
2,4-Dinitrophenol	ND(0.050)	NA	ND(0.054)	NA
2,4-Dinitrotoluene	ND(0.010)	NA	ND(0.011)	NA
2,6-Dichlorophenol	ND(0.010)	NA	ND(0.011)	NA
2,6-Dinitrotoluene	ND(0.010)	NA	ND(0.011)	NA
2-Acetylaminofluorene	ND(0.020)	NA	ND(0.022) J	NA
2-Chloronaphthalene	ND(0.010)	NA	ND(0.011)	NA
2-Chlorophenol	ND(0.010)	NA	ND(0.011)	NA
2-Methylnaphthalene	ND(0.010)	NA	ND(0.011)	NA
2-Methylphenol	ND(0.010)	NA	ND(0.011)	NA
2-Naphthylamine	ND(0.050) J	NA	ND(0.054) J	NA
2-Nitroaniline	ND(0.010)	NA	ND(0.011)	NA
2-Nitrophenol	ND(0.010)	NA	ND(0.011)	NA
2-Picoline	ND(0.010) J	NA	ND(0.011) J	NA
3&4-Methylphenol	ND(0.010) J	NA	ND(0.011) J	NA
3,3'-Dichlorobenzidine	ND(0.020) J	NA	ND(0.022) J	NA
3,3'-Dimethylbenzidine	ND(0.050)	NA	ND(0.054)	NA
3-Methylcholanthrene	ND(0.010)	NA	ND(0.011)	NA
3-Nitroaniline	ND(0.050) J	NA	ND(0.054) J	NA
4,6-Dinitro-2-methylphenol	ND(0.050)	NA	ND(0.054)	NA
4-Aminobiphenyl	ND(0.010)	NA	ND(0.011)	NA
4-Bromophenyl-phenylether	ND(0.010)	NA	ND(0.011)	NA
4-Chloro-3-Methylphenol	ND(0.010)	NA	ND(0.011)	NA
4-Chloroaniline	R	NA	ND(0.054) J	NA
4-Chlorobenzilate	ND(0.010) J	NA	ND(0.011) J	NA
4-Chlorophenyl-phenylether	ND(0.010)	NA	ND(0.011)	NA
4-Nitroaniline	ND(0.050) J	NA	ND(0.054)	NA
4-Nitrophenol	ND(0.050)	NA	ND(0.054)	NA
4-Nitroquinoline-1-oxide	ND(0.050) J	NA	ND(0.054) J	NA
4-Phenylenediamine	ND(0.020) J	NA	ND(0.022) J	NA
5-Nitro-o-toluidine	ND(0.010) J	NA	ND(0.011)	NA
7,12-Dimethylbenz(a)anthracene	ND(0.010)	NA	ND(0.011)	NA
a,a'-Dimethylphenethylamine	ND(0.050) J	NA	ND(0.054) J	NA
Acenaphthene	ND(0.010)	NA	ND(0.011)	NA
Acenaphthylene	ND(0.010)	NA	ND(0.011)	NA
Acetophenone	ND(0.010)	NA	ND(0.011)	NA
Aniline	ND(0.010) J	NA	ND(0.011) J	NA
Anthracene	ND(0.010)	NA	ND(0.011)	NA
Aramite	ND(0.010) J	NA	ND(0.011) J	NA
Benzidine	ND(0.020) J	NA	ND(0.022) J	NA

Table A-1
Fall 2006 Groundwater Analytical Results

Groundwater Quality Interim Report For Fall 2006
Groundwater Management Area 4
General Electric Company - Pittsfield, Massachusetts
(Results are presented in parts per million, ppm)

Sample ID: Laboratory: Date Collected:	78-1		78-6	
	SGS 11/07/06	NEA 11/07/06	SGS 11/07/06	NEA 11/07/06
Semivolatile Organics (continued)				
Benzo(a)anthracene	ND(0.010)	NA	ND(0.011)	NA
Benzo(a)pyrene	ND(0.010)	NA	ND(0.011)	NA
Benzo(b)fluoranthene	ND(0.010)	NA	ND(0.011)	NA
Benzo(g,h,i)perylene	ND(0.010)	NA	ND(0.011)	NA
Benzo(k)fluoranthene	ND(0.010)	NA	ND(0.011)	NA
Benzyl Alcohol	ND(0.020) J	NA	ND(0.022) J	NA
bis(2-Chloroethoxy)methane	ND(0.010)	NA	ND(0.011)	NA
bis(2-Chloroethyl)ether	ND(0.010)	NA	ND(0.011)	NA
bis(2-Chloroisopropyl)ether	ND(0.010)	NA	ND(0.011)	NA
bis(2-Ethylhexyl)phthalate	ND(0.010)	NA	ND(0.011)	NA
Butylbenzylphthalate	ND(0.010)	NA	ND(0.011)	NA
Chrysene	ND(0.010)	NA	ND(0.011)	NA
Diallate	ND(0.010)	NA	ND(0.011)	NA
Dibenzo(a,h)anthracene	ND(0.010)	NA	ND(0.011) J	NA
Dibenzofuran	ND(0.010)	NA	ND(0.011)	NA
Diethylphthalate	ND(0.010)	NA	ND(0.011)	NA
Dimethylphthalate	ND(0.010)	NA	ND(0.011)	NA
Di-n-Butylphthalate	ND(0.010)	NA	ND(0.011)	NA
Di-n-Octylphthalate	ND(0.010) J	NA	ND(0.011)	NA
Diphenylamine	ND(0.010)	NA	ND(0.011)	NA
Ethyl Methanesulfonate	ND(0.010)	NA	ND(0.011)	NA
Fluoranthene	ND(0.010)	NA	ND(0.011)	NA
Fluorene	ND(0.010)	NA	ND(0.011)	NA
Hexachlorobenzene	ND(0.010)	NA	ND(0.011)	NA
Hexachlorobutadiene	ND(0.010)	NA	ND(0.011)	NA
Hexachlorocyclopentadiene	ND(0.020) J	NA	ND(0.022)	NA
Hexachloroethane	ND(0.010)	NA	ND(0.011)	NA
Hexachlorophene	ND(0.010) J	NA	ND(0.011) J	NA
Hexachloropropene	ND(0.020)	NA	ND(0.022)	NA
Indeno(1,2,3-cd)pyrene	ND(0.010)	NA	ND(0.011)	NA
Isodrin	ND(0.010)	NA	ND(0.011)	NA
Isophorone	ND(0.010)	NA	ND(0.011)	NA
Isosafrole	ND(0.010)	NA	ND(0.011)	NA
Methapyrene	ND(0.010)	NA	ND(0.011) J	NA
Methyl Methanesulfonate	ND(0.010)	NA	ND(0.011)	NA
Naphthalene	ND(0.010) J	NA	ND(0.011) J	NA
Nitrobenzene	ND(0.010)	NA	ND(0.011)	NA
N-Nitrosodiethylamine	ND(0.010)	NA	ND(0.011)	NA
N-Nitrosodimethylamine	ND(0.010)	NA	ND(0.011)	NA
N-Nitroso-di-n-butylamine	ND(0.010)	NA	ND(0.011)	NA
N-Nitroso-di-n-propylamine	ND(0.010)	NA	ND(0.011)	NA
N-Nitrosodiphenylamine	ND(0.010)	NA	ND(0.011)	NA
N-Nitrosomethylethylamine	ND(0.010)	NA	ND(0.011)	NA
N-Nitrosomorpholine	ND(0.010)	NA	ND(0.011)	NA
N-Nitrosopiperidine	ND(0.010)	NA	ND(0.011)	NA
N-Nitrosopyrrolidine	ND(0.010)	NA	ND(0.011)	NA
o,o,o-Triethylphosphorothioate	ND(0.010)	NA	ND(0.011)	NA
o-Toluidine	ND(0.010) J	NA	ND(0.011) J	NA
p-Dimethylaminoazobenzene	ND(0.010)	NA	ND(0.011)	NA
Pentachlorobenzene	ND(0.010)	NA	ND(0.011)	NA
Pentachloroethane	ND(0.010)	NA	ND(0.011)	NA
Pentachloronitrobenzene	ND(0.010)	NA	ND(0.011)	NA
Pentachlorophenol	ND(0.050)	NA	ND(0.054)	NA
Phenacetin	ND(0.010)	NA	ND(0.011)	NA
Phenanthrene	ND(0.010)	NA	ND(0.011)	NA
Phenol	ND(0.010)	NA	ND(0.011)	NA
Pronamide	ND(0.010)	NA	ND(0.011)	NA
Pyrene	ND(0.010)	NA	ND(0.011)	NA
Pyridine	R	NA	ND(0.011) J	NA
Safrole	ND(0.010)	NA	ND(0.011)	NA
Thionazin	ND(0.020)	NA	ND(0.022)	NA

Table A-1
Fall 2006 Groundwater Analytical Results

Groundwater Quality Interim Report For Fall 2006
Groundwater Management Area 4
General Electric Company - Pittsfield, Massachusetts
(Results are presented in parts per million, ppm)

Parameter	Sample ID:	78-1		78-6	
	Laboratory: Date Collected:	SGS 11/07/06	NEA 11/07/06	SGS 11/07/06	NEA 11/07/06
Furans					
2,3,7,8-TCDF		ND(0.0000000011)	NA	0.0000000012 J	NA
TCDFs (total)		ND(0.0000000011)	NA	0.0000000012 J	NA
1,2,3,7,8-PeCDF		ND(0.0000000053)	NA	ND(0.0000000054)	NA
2,3,4,7,8-PeCDF		ND(0.0000000053)	NA	ND(0.0000000054)	NA
PeCDFs (total)		ND(0.0000000053)	NA	ND(0.0000000054)	NA
1,2,3,4,7,8-HxCDF		ND(0.0000000053)	NA	ND(0.0000000054)	NA
1,2,3,6,7,8-HxCDF		ND(0.0000000053)	NA	ND(0.0000000054)	NA
1,2,3,7,8,9-HxCDF		ND(0.0000000053)	NA	ND(0.0000000054)	NA
2,3,4,6,7,8-HxCDF		ND(0.0000000053)	NA	ND(0.0000000054)	NA
HxCDFs (total)		ND(0.0000000053)	NA	ND(0.0000000054)	NA
1,2,3,4,6,7,8-HpCDF		ND(0.0000000053)	NA	ND(0.0000000054)	NA
1,2,3,4,7,8,9-HpCDF		ND(0.0000000053)	NA	ND(0.0000000054)	NA
HpCDFs (total)		ND(0.0000000053)	NA	ND(0.0000000054)	NA
OCDF		ND(0.0000000011)	NA	ND(0.0000000011)	NA
Dioxins					
2,3,7,8-TCDD		ND(0.0000000014)	NA	ND(0.0000000014)	NA
TCDDs (total)		ND(0.0000000014)	NA	ND(0.0000000014)	NA
1,2,3,7,8-PeCDD		ND(0.0000000053)	NA	ND(0.0000000054)	NA
PeCDDs (total)		ND(0.0000000053)	NA	ND(0.0000000054)	NA
1,2,3,4,7,8-HxCDD		ND(0.0000000053)	NA	ND(0.0000000054)	NA
1,2,3,6,7,8-HxCDD		ND(0.0000000053)	NA	ND(0.0000000054)	NA
1,2,3,7,8,9-HxCDD		ND(0.0000000053)	NA	ND(0.0000000054)	NA
HxCDDs (total)		ND(0.0000000053)	NA	ND(0.0000000054)	NA
1,2,3,4,6,7,8-HpCDD		ND(0.0000000053)	NA	ND(0.0000000054)	NA
HpCDDs (total)		0.0000000088 J	NA	ND(0.0000000054)	NA
OCDD		ND(0.0000000019)	NA	ND(0.0000000029)	NA
Total TEQs (WHO TEFs)		0.0000000069	NA	0.0000000070	NA
Inorganics-Unfiltered					
Sulfide		ND(1.00)	NA	ND(1.00)	NA
Inorganics-Filtered					
Antimony		ND(0.0400) J	NA	ND(0.0400) J	NA
Arsenic		ND(0.0100) J	NA	ND(0.0100) J	NA
Barium		ND(0.500) J	NA	ND(0.500) J	NA
Beryllium		0.000970 J	NA	0.00135 J	NA
Cadmium		ND(0.00500)	NA	ND(0.00500)	NA
Chromium		ND(0.0100)	NA	ND(0.0100)	NA
Cobalt		ND(0.0100) J	NA	ND(0.0100) J	NA
Copper		ND(0.0100)	NA	ND(0.200)	NA
Cyanide-MADEP (PAC)		ND(0.0100)	NA	ND(0.0100)	NA
Lead		ND(0.0100) J	NA	ND(0.0100) J	NA
Mercury		0.0000403 B	NA	0.0000429 B	NA
Nickel		ND(0.0500) J	NA	ND(0.0500) J	NA
Selenium		ND(0.0200) J	NA	ND(0.0200) J	NA
Silver		ND(0.0100)	NA	ND(0.0100)	NA
Thallium		ND(0.0100) J	NA	0.00611 J	NA
Tin		ND(0.100)	NA	ND(0.100)	NA
Vanadium		ND(0.0500) J	NA	ND(0.0500) J	NA
Zinc		0.00461 B	NA	0.00393 B	NA

Table A-1
Fall 2006 Groundwater Analytical Results

Groundwater Quality Interim Report For Fall 2006
Groundwater Management Area 4
General Electric Company - Pittsfield, Massachusetts
(Results are presented in parts per million, ppm)

Parameter	Sample ID:	GMA4-6		H78B-15	
	Laboratory: Date Collected:	SGS 11/07/06	NEA 11/07/06	SGS 11/09/06	NEA 11/09/06
Volatile Organics					
1,1,1,2-Tetrachloroethane		ND(0.0010)	NA	ND(0.0010)	NA
1,1,1-Trichloroethane		ND(0.0010)	NA	ND(0.0010)	NA
1,1,2,2-Tetrachloroethane		ND(0.0010)	NA	ND(0.0010)	NA
1,1,2-Trichloroethane		ND(0.0010)	NA	ND(0.0010)	NA
1,1-Dichloroethane		ND(0.0010)	NA	ND(0.0010)	NA
1,1-Dichloroethene		ND(0.0010)	NA	ND(0.0010)	NA
1,2,3-Trichloropropane		ND(0.0010)	NA	ND(0.0010)	NA
1,2-Dibromo-3-chloropropane		ND(0.0050) J	NA	ND(0.0050) J	NA
1,2-Dibromoethane		ND(0.0010)	NA	ND(0.0010)	NA
1,2-Dichloroethane		ND(0.0010)	NA	ND(0.0010)	NA
1,2-Dichloropropane		ND(0.0010)	NA	ND(0.0010)	NA
1,4-Dioxane		ND(0.10) J	NA	ND(0.10) J	NA
2-Butanone		ND(0.0050)	NA	ND(0.0050) J	NA
2-Chloro-1,3-butadiene		ND(0.0010)	NA	ND(0.0010)	NA
2-Chloroethylvinylether		ND(0.013) J	NA	ND(0.013) J	NA
2-Hexanone		ND(0.0050)	NA	ND(0.0050) J	NA
3-Chloropropene		ND(0.0010)	NA	ND(0.0010)	NA
4-Methyl-2-pentanone		ND(0.0050)	NA	ND(0.0050)	NA
Acetone		ND(0.0050) J	NA	ND(0.0050) J	NA
Acetonitrile		ND(0.020)	NA	ND(0.020)	NA
Acrolein		ND(0.025) J	NA	ND(0.025) J	NA
Acrylonitrile		ND(0.025) J	NA	ND(0.025) J	NA
Benzene		ND(0.0010)	NA	ND(0.0010)	NA
Bromodichloromethane		ND(0.0010)	NA	ND(0.0010)	NA
Bromoform		ND(0.0010)	NA	ND(0.0010)	NA
Bromomethane		ND(0.0010)	NA	ND(0.0010) J	NA
Carbon Disulfide		ND(0.0010)	NA	ND(0.0010)	NA
Carbon Tetrachloride		ND(0.0010)	NA	ND(0.0010)	NA
Chlorobenzene		ND(0.0010)	NA	ND(0.0010)	NA
Chloroethane		ND(0.0010)	NA	ND(0.0010)	NA
Chloroform		ND(0.0010)	NA	0.0049	NA
Chloromethane		ND(0.0010)	NA	0.00061 J	NA
cis-1,3-Dichloropropene		ND(0.0010)	NA	ND(0.0010)	NA
Dibromochloromethane		ND(0.0010)	NA	ND(0.0010)	NA
Dibromomethane		ND(0.0010)	NA	ND(0.0010)	NA
Dichlorodifluoromethane		ND(0.0010)	NA	ND(0.0010)	NA
Ethyl Methacrylate		ND(0.0010)	NA	ND(0.0010)	NA
Ethylbenzene		ND(0.0010)	NA	ND(0.0010)	NA
Iodomethane		ND(0.0010)	NA	ND(0.0010)	NA
Isobutanol		ND(0.050) J	NA	ND(0.050) J	NA
Methacrylonitrile		ND(0.010)	NA	ND(0.010)	NA
Methyl Methacrylate		ND(0.0010)	NA	ND(0.0010)	NA
Methylene Chloride		ND(0.0050)	NA	ND(0.0050)	NA
Propionitrile		ND(0.020) J	NA	ND(0.020) J	NA
Styrene		ND(0.0010)	NA	ND(0.0010)	NA
Tetrachloroethene		ND(0.0010)	NA	ND(0.0010)	NA
Toluene		0.00032 J	NA	0.00068 J	NA
trans-1,2-Dichloroethene		ND(0.0010)	NA	ND(0.0010)	NA
trans-1,3-Dichloropropene		ND(0.0010)	NA	ND(0.0010)	NA
trans-1,4-Dichloro-2-butene		ND(0.0050) J	NA	ND(0.0050) J	NA
Trichloroethene		ND(0.0010)	NA	ND(0.0010)	NA
Trichlorofluoromethane		ND(0.0010)	NA	ND(0.0010)	NA
Vinyl Acetate		ND(0.0025) J	NA	ND(0.0025) J	NA
Vinyl Chloride		ND(0.0010)	NA	ND(0.0010)	NA
Xylenes (total)		ND(0.0010)	NA	ND(0.0010)	NA
Total VOCs		0.00032 J	NA	0.0062 J	NA

Table A-1
Fall 2006 Groundwater Analytical Results

Groundwater Quality Interim Report For Fall 2006
Groundwater Management Area 4
General Electric Company - Pittsfield, Massachusetts
(Results are presented in parts per million, ppm)

Sample ID: Laboratory: Date Collected:	GMA4-6		H78B-15	
	SGS 11/07/06	NEA 11/07/06	SGS 11/09/06	NEA 11/09/06
PCBs-Filtered				
Aroclor-1016	ND(0.00010)	ND(0.000022)	ND(0.00011) J	ND(0.000022)
Aroclor-1221	ND(0.00010)	ND(0.000022)	ND(0.00011) J	ND(0.000022)
Aroclor-1232	ND(0.00010)	ND(0.000022)	ND(0.00011) J	ND(0.000022)
Aroclor-1242	ND(0.00010)	ND(0.000022)	ND(0.00011) J	ND(0.000022)
Aroclor-1248	ND(0.00010)	ND(0.000022)	ND(0.00011) J	ND(0.000022)
Aroclor-1254	ND(0.00010)	ND(0.000022)	ND(0.00011) J	0.000029
Aroclor-1260	ND(0.00010)	ND(0.000022)	ND(0.00011) J	ND(0.000022)
Total PCBs	ND(0.00010)	ND(0.000022)	ND(0.00011) J	0.000029
Semivolatile Organics				
1,2,4,5-Tetrachlorobenzene	ND(0.010)	NA	ND(0.010)	NA
1,2,4-Trichlorobenzene	ND(0.010)	NA	ND(0.010)	NA
1,2-Dichlorobenzene	ND(0.010)	NA	ND(0.010)	NA
1,2-Diphenylhydrazine	ND(0.010)	NA	ND(0.010)	NA
1,3,5-Trinitrobenzene	ND(0.050)	NA	ND(0.050)	NA
1,3-Dichlorobenzene	ND(0.010)	NA	ND(0.010)	NA
1,3-Dinitrobenzene	ND(0.010)	NA	ND(0.010)	NA
1,4-Dichlorobenzene	ND(0.010)	NA	ND(0.010)	NA
1,4-Naphthoquinone	ND(0.010)	NA	ND(0.010)	NA
1-Naphthylamine	ND(0.050)	NA	ND(0.050)	NA
2,3,4,6-Tetrachlorophenol	ND(0.010)	NA	ND(0.010)	NA
2,4,5-Trichlorophenol	ND(0.010)	NA	ND(0.010)	NA
2,4,6-Trichlorophenol	ND(0.010)	NA	ND(0.010)	NA
2,4-Dichlorophenol	ND(0.010)	NA	ND(0.010)	NA
2,4-Dimethylphenol	ND(0.010) J	NA	ND(0.010) J	NA
2,4-Dinitrophenol	ND(0.050)	NA	ND(0.050)	NA
2,4-Dinitrotoluene	ND(0.010)	NA	ND(0.010)	NA
2,6-Dichlorophenol	ND(0.010)	NA	ND(0.010)	NA
2,6-Dinitrotoluene	ND(0.010)	NA	ND(0.010)	NA
2-Acetylaminofluorene	ND(0.020)	NA	ND(0.020) J	NA
2-Chloronaphthalene	ND(0.010)	NA	ND(0.010)	NA
2-Chlorophenol	ND(0.010)	NA	ND(0.010)	NA
2-Methylnaphthalene	ND(0.010)	NA	ND(0.010)	NA
2-Methylphenol	ND(0.010)	NA	ND(0.010)	NA
2-Naphthylamine	ND(0.050) J	NA	ND(0.050) J	NA
2-Nitroaniline	ND(0.010)	NA	ND(0.010)	NA
2-Nitrophenol	ND(0.010)	NA	ND(0.010)	NA
2-Picoline	ND(0.010) J	NA	ND(0.010) J	NA
3&4-Methylphenol	ND(0.010) J	NA	ND(0.010) J	NA
3,3'-Dichlorobenzidine	ND(0.020) J	NA	ND(0.020) J	NA
3,3'-Dimethylbenzidine	ND(0.050)	NA	ND(0.050)	NA
3-Methylcholanthrene	ND(0.010)	NA	ND(0.010)	NA
3-Nitroaniline	ND(0.050) J	NA	ND(0.050) J	NA
4,6-Dinitro-2-methylphenol	ND(0.050)	NA	ND(0.050)	NA
4-Aminobiphenyl	ND(0.010)	NA	ND(0.010)	NA
4-Bromophenyl-phenylether	ND(0.010)	NA	ND(0.010)	NA
4-Chloro-3-Methylphenol	ND(0.010)	NA	ND(0.010)	NA
4-Chloroaniline	ND(0.050) J	NA	ND(0.050) J	NA
4-Chlorobenzilate	ND(0.010) J	NA	ND(0.010) J	NA
4-Chlorophenyl-phenylether	ND(0.010)	NA	ND(0.010)	NA
4-Nitroaniline	ND(0.050) J	NA	ND(0.050)	NA
4-Nitrophenol	ND(0.050)	NA	ND(0.050)	NA
4-Nitroquinoline-1-oxide	ND(0.050) J	NA	ND(0.050) J	NA
4-Phenylenediamine	ND(0.020) J	NA	ND(0.020) J	NA
5-Nitro-o-toluidine	ND(0.010) J	NA	ND(0.010)	NA
7,12-Dimethylbenz(a)anthracene	ND(0.010)	NA	ND(0.010)	NA
a,a'-Dimethylphenethylamine	ND(0.050) J	NA	ND(0.050) J	NA
Acenaphthene	ND(0.010)	NA	ND(0.010)	NA
Acenaphthylene	ND(0.010)	NA	ND(0.010)	NA
Acetophenone	ND(0.010)	NA	ND(0.010)	NA
Aniline	ND(0.010) J	NA	ND(0.010) J	NA
Anthracene	ND(0.010)	NA	ND(0.010)	NA
Aramite	ND(0.010) J	NA	ND(0.010) J	NA
Benzidine	ND(0.020) J	NA	ND(0.020) J	NA

Table A-1
Fall 2006 Groundwater Analytical Results

Groundwater Quality Interim Report For Fall 2006
Groundwater Management Area 4
General Electric Company - Pittsfield, Massachusetts
(Results are presented in parts per million, ppm)

Parameter	Sample ID:	GMA4-6		H78B-15	
	Laboratory: Date Collected:	SGS 11/07/06	NEA 11/07/06	SGS 11/09/06	NEA 11/09/06
Semivolatile Organics (continued)					
Benzo(a)anthracene		ND(0.010)	NA	ND(0.010)	NA
Benzo(a)pyrene		ND(0.010)	NA	ND(0.010)	NA
Benzo(b)fluoranthene		ND(0.010)	NA	ND(0.010)	NA
Benzo(g,h,i)perylene		ND(0.010)	NA	ND(0.010)	NA
Benzo(k)fluoranthene		ND(0.010)	NA	ND(0.010)	NA
Benzyl Alcohol		ND(0.020)	NA	ND(0.020) J	NA
bis(2-Chloroethoxy)methane		ND(0.010)	NA	ND(0.010)	NA
bis(2-Chloroethyl)ether		ND(0.010)	NA	ND(0.010)	NA
bis(2-Chloroisopropyl)ether		ND(0.010)	NA	ND(0.010)	NA
bis(2-Ethylhexyl)phthalate		ND(0.010)	NA	ND(0.010)	NA
Butylbenzylphthalate		ND(0.010)	NA	ND(0.010)	NA
Chrysene		ND(0.010)	NA	ND(0.010)	NA
Diallate		ND(0.010)	NA	ND(0.010)	NA
Dibenzo(a,h)anthracene		ND(0.010)	NA	ND(0.010) J	NA
Dibenzofuran		ND(0.010)	NA	ND(0.010)	NA
Diethylphthalate		ND(0.010)	NA	ND(0.010)	NA
Dimethylphthalate		ND(0.010)	NA	ND(0.010)	NA
Di-n-Butylphthalate		ND(0.010)	NA	ND(0.010)	NA
Di-n-Octylphthalate		ND(0.010) J	NA	ND(0.010)	NA
Diphenylamine		ND(0.010)	NA	ND(0.010)	NA
Ethyl Methanesulfonate		ND(0.010)	NA	ND(0.010)	NA
Fluoranthene		ND(0.010)	NA	ND(0.010)	NA
Fluorene		ND(0.010)	NA	ND(0.010)	NA
Hexachlorobenzene		ND(0.010)	NA	ND(0.010)	NA
Hexachlorobutadiene		ND(0.010)	NA	ND(0.010)	NA
Hexachlorocyclopentadiene		ND(0.020) J	NA	ND(0.020)	NA
Hexachloroethane		ND(0.010)	NA	ND(0.010)	NA
Hexachlorophene		ND(0.010) J	NA	ND(0.010) J	NA
Hexachloropropene		ND(0.020)	NA	ND(0.020)	NA
Indeno(1,2,3-cd)pyrene		ND(0.010)	NA	ND(0.010)	NA
Isodrin		ND(0.010)	NA	ND(0.010)	NA
Isophorone		ND(0.010)	NA	ND(0.010)	NA
Isosafrole		ND(0.010)	NA	ND(0.010)	NA
Methapyrilene		ND(0.010)	NA	ND(0.010) J	NA
Methyl Methanesulfonate		ND(0.010)	NA	ND(0.010)	NA
Naphthalene		ND(0.010) J	NA	ND(0.010) J	NA
Nitrobenzene		ND(0.010)	NA	ND(0.010)	NA
N-Nitrosodiethylamine		ND(0.010)	NA	ND(0.010)	NA
N-Nitrosodimethylamine		ND(0.010)	NA	ND(0.010)	NA
N-Nitroso-di-n-butylamine		ND(0.010)	NA	ND(0.010)	NA
N-Nitroso-di-n-propylamine		ND(0.010)	NA	ND(0.010)	NA
N-Nitrosodiphenylamine		ND(0.010)	NA	ND(0.010)	NA
N-Nitrosomethylethylamine		ND(0.010)	NA	ND(0.010)	NA
N-Nitrosomorpholine		ND(0.010)	NA	ND(0.010)	NA
N-Nitrosopiperidine		ND(0.010)	NA	ND(0.010)	NA
N-Nitrosopyrrolidine		ND(0.010)	NA	ND(0.010)	NA
o,o,o-Triethylphosphorothioate		ND(0.010)	NA	ND(0.010)	NA
o-Toluidine		ND(0.010) J	NA	ND(0.010) J	NA
p-Dimethylaminoazobenzene		ND(0.010)	NA	ND(0.010)	NA
Pentachlorobenzene		ND(0.010)	NA	ND(0.010)	NA
Pentachloroethane		ND(0.010)	NA	ND(0.010)	NA
Pentachloronitrobenzene		ND(0.010)	NA	ND(0.010)	NA
Pentachlorophenol		ND(0.050)	NA	ND(0.050)	NA
Phenacetin		ND(0.010)	NA	ND(0.010)	NA
Phenanthrene		ND(0.010)	NA	ND(0.010)	NA
Phenol		ND(0.010)	NA	ND(0.010)	NA
Pronamide		ND(0.010)	NA	ND(0.010)	NA
Pyrene		ND(0.010)	NA	ND(0.010)	NA
Pyridine		ND(0.010)	NA	ND(0.010) J	NA
Safrole		ND(0.010)	NA	ND(0.010)	NA
Thionazin		ND(0.020)	NA	ND(0.020)	NA

Table A-1
Fall 2006 Groundwater Analytical Results

Groundwater Quality Interim Report For Fall 2006
Groundwater Management Area 4
General Electric Company - Pittsfield, Massachusetts
(Results are presented in parts per million, ppm)

Parameter	Sample ID:	GMA4-6		H78B-15	
	Laboratory: Date Collected:	SGS 11/07/06	NEA 11/07/06	SGS 11/09/06	NEA 11/09/06
Furans					
2,3,7,8-TCDF		0.0000000015 J	NA	ND(0.0000000011)	NA
TCDFs (total)		0.0000000015 J	NA	ND(0.0000000011)	NA
1,2,3,7,8-PeCDF		0.0000000065 J	NA	ND(0.0000000055)	NA
2,3,4,7,8-PeCDF		0.0000000052 J	NA	ND(0.0000000055)	NA
PeCDFs (total)		0.000000012 J	NA	ND(0.0000000055)	NA
1,2,3,4,7,8-HxCDF		ND(0.0000000052)	NA	ND(0.0000000055)	NA
1,2,3,6,7,8-HxCDF		ND(0.0000000052)	NA	ND(0.0000000055)	NA
1,2,3,7,8,9-HxCDF		ND(0.0000000052)	NA	ND(0.0000000055)	NA
2,3,4,6,7,8-HxCDF		ND(0.0000000052)	NA	ND(0.0000000055)	NA
HxCDFs (total)		ND(0.0000000052)	NA	ND(0.0000000055)	NA
1,2,3,4,6,7,8-HpCDF		ND(0.0000000052)	NA	ND(0.0000000055)	NA
1,2,3,4,7,8,9-HpCDF		ND(0.0000000052)	NA	ND(0.0000000055)	NA
HpCDFs (total)		ND(0.0000000052)	NA	ND(0.0000000055)	NA
OCDF		ND(0.000000010)	NA	ND(0.000000011)	NA
Dioxins					
2,3,7,8-TCDD		ND(0.0000000014) X	NA	ND(0.0000000012)	NA
TCDDs (total)		ND(0.0000000013)	NA	ND(0.0000000012)	NA
1,2,3,7,8-PeCDD		ND(0.0000000052)	NA	ND(0.0000000055)	NA
PeCDDs (total)		ND(0.0000000052)	NA	ND(0.0000000055)	NA
1,2,3,4,7,8-HxCDD		ND(0.0000000052)	NA	ND(0.0000000055)	NA
1,2,3,6,7,8-HxCDD		ND(0.0000000052)	NA	ND(0.0000000055)	NA
1,2,3,7,8,9-HxCDD		ND(0.0000000052)	NA	ND(0.0000000055)	NA
HxCDDs (total)		ND(0.0000000052)	NA	ND(0.0000000055)	NA
1,2,3,4,6,7,8-HpCDD		ND(0.0000000052)	NA	ND(0.0000000055)	NA
HpCDDs (total)		ND(0.0000000052)	NA	ND(0.0000000055)	NA
OCDD		ND(0.000000010)	NA	ND(0.000000011)	NA
Total TEQs (WHO TEFs)		0.0000000082	NA	0.0000000070	NA
Inorganics-Unfiltered					
Sulfide		ND(1.00)	NA	ND(1.00)	NA
Inorganics-Filtered					
Antimony		ND(0.0400) J	NA	ND(0.0400)	NA
Arsenic		ND(0.0100) J	NA	ND(0.0100) J	NA
Barium		ND(0.500) J	NA	ND(0.500) J	NA
Beryllium		ND(0.0100) J	NA	0.000590 J	NA
Cadmium		ND(0.00500)	NA	ND(0.00500) J	NA
Chromium		ND(0.0100)	NA	ND(0.0100)	NA
Cobalt		ND(0.0100) J	NA	ND(0.0100) J	NA
Copper		ND(0.200)	NA	ND(0.200) J	NA
Cyanide-MADEP (PAC)		ND(0.0100)	NA	ND(0.0100)	NA
Lead		ND(0.0100) J	NA	ND(0.0100) J	NA
Mercury		0.0000382 B	NA	ND(0.000285)	NA
Nickel		ND(0.0500) J	NA	ND(0.0500) J	NA
Selenium		ND(0.0200) J	NA	ND(0.0200) J	NA
Silver		ND(0.0100)	NA	ND(0.0100)	NA
Thallium		ND(0.0100) J	NA	ND(0.0100) J	NA
Tin		ND(0.100)	NA	ND(0.100)	NA
Vanadium		ND(0.0500) J	NA	ND(0.0500) J	NA
Zinc		0.0253 B	NA	0.00461 B	NA

Table A-1
Fall 2006 Groundwater Analytical Results

Groundwater Quality Interim Report For Fall 2006
Groundwater Management Area 4
General Electric Company - Pittsfield, Massachusetts
(Results are presented in parts per million, ppm)

Parameter	Sample ID:	OPCA-MW-1R		OPCA-MW-2	
	Laboratory: Date Collected:	SGS 11/08/06	NEA 11/08/06	SGS 11/09/06	NEA 11/09/06
Volatile Organics					
1,1,1,2-Tetrachloroethane		ND(0.0010)	NA	ND(0.0010)	NA
1,1,1-Trichloroethane		ND(0.0010)	NA	ND(0.0010)	NA
1,1,2,2-Tetrachloroethane		ND(0.0010)	NA	ND(0.0010)	NA
1,1,2-Trichloroethane		ND(0.0010)	NA	ND(0.0010)	NA
1,1-Dichloroethane		ND(0.0010)	NA	ND(0.0010)	NA
1,1-Dichloroethene		ND(0.0010)	NA	ND(0.0010)	NA
1,2,3-Trichloropropane		ND(0.0010)	NA	ND(0.0010)	NA
1,2-Dibromo-3-chloropropane		ND(0.0050) J	NA	ND(0.0050) J	NA
1,2-Dibromoethane		ND(0.0010)	NA	ND(0.0010)	NA
1,2-Dichloroethane		ND(0.0010)	NA	ND(0.0010)	NA
1,2-Dichloropropane		ND(0.0010)	NA	ND(0.0010)	NA
1,4-Dioxane		ND(0.10) J	NA	ND(0.10) J	NA
2-Butanone		ND(0.0050) J	NA	ND(0.0050) J	NA
2-Chloro-1,3-butadiene		ND(0.0010)	NA	ND(0.0010)	NA
2-Chloroethylvinylether		ND(0.013) J	NA	ND(0.013) J	NA
2-Hexanone		ND(0.0050)	NA	ND(0.0050) J	NA
3-Chloropropene		ND(0.0010)	NA	ND(0.0010)	NA
4-Methyl-2-pentanone		ND(0.0050)	NA	ND(0.0050)	NA
Acetone		ND(0.0050) J	NA	ND(0.0050) J	NA
Acetonitrile		ND(0.020) J	NA	ND(0.020)	NA
Acrolein		ND(0.025) J	NA	ND(0.025) J	NA
Acrylonitrile		ND(0.025) J	NA	ND(0.025) J	NA
Benzene		ND(0.0010)	NA	ND(0.0010)	NA
Bromodichloromethane		ND(0.0010)	NA	ND(0.0010)	NA
Bromoform		ND(0.0010)	NA	ND(0.0010)	NA
Bromomethane		ND(0.0010)	NA	ND(0.0010) J	NA
Carbon Disulfide		ND(0.0010)	NA	ND(0.0010)	NA
Carbon Tetrachloride		ND(0.0010)	NA	ND(0.0010)	NA
Chlorobenzene		ND(0.0010)	NA	ND(0.0010)	NA
Chloroethane		ND(0.0010)	NA	ND(0.0010)	NA
Chloroform		ND(0.0010)	NA	ND(0.0010)	NA
Chloromethane		ND(0.0010)	NA	0.00033 J	NA
cis-1,3-Dichloropropene		ND(0.0010)	NA	ND(0.0010)	NA
Dibromochloromethane		ND(0.0010)	NA	ND(0.0010)	NA
Dibromomethane		ND(0.0010)	NA	ND(0.0010)	NA
Dichlorodifluoromethane		ND(0.0010)	NA	ND(0.0010)	NA
Ethyl Methacrylate		ND(0.0010)	NA	ND(0.0010)	NA
Ethylbenzene		ND(0.0010)	NA	ND(0.0010)	NA
Iodomethane		ND(0.0010) J	NA	ND(0.0010)	NA
Isobutanol		ND(0.050)	NA	ND(0.050) J	NA
Methacrylonitrile		ND(0.010) J	NA	ND(0.010)	NA
Methyl Methacrylate		ND(0.0010)	NA	ND(0.0010)	NA
Methylene Chloride		ND(0.0050)	NA	ND(0.0050)	NA
Propionitrile		ND(0.020) J	NA	ND(0.020) J	NA
Styrene		ND(0.0010)	NA	ND(0.0010)	NA
Tetrachloroethene		0.018	NA	ND(0.0010)	NA
Toluene		ND(0.0010)	NA	0.0010	NA
trans-1,2-Dichloroethene		ND(0.0010)	NA	ND(0.0010)	NA
trans-1,3-Dichloropropene		ND(0.0010)	NA	ND(0.0010)	NA
trans-1,4-Dichloro-2-butene		ND(0.0050) J	NA	ND(0.0050) J	NA
Trichloroethene		ND(0.0010)	NA	ND(0.0010)	NA
Trichlorofluoromethane		ND(0.0010)	NA	ND(0.0010)	NA
Vinyl Acetate		ND(0.0025)	NA	ND(0.0025) J	NA
Vinyl Chloride		ND(0.0010)	NA	ND(0.0010)	NA
Xylenes (total)		ND(0.0010)	NA	ND(0.0010)	NA
Total VOCs		0.018	NA	0.0013 J	NA

Table A-1
Fall 2006 Groundwater Analytical Results

Groundwater Quality Interim Report For Fall 2006
Groundwater Management Area 4
General Electric Company - Pittsfield, Massachusetts
(Results are presented in parts per million, ppm)

Sample ID: Laboratory: Date Collected: Parameter	OPCA-MW-1R		OPCA-MW-2	
	SGS 11/08/06	NEA 11/08/06	SGS 11/09/06	NEA 11/09/06
PCBs-Filtered				
Aroclor-1016	ND(0.00010)	ND(0.000022)	ND(0.00011) J	ND(0.000022)
Aroclor-1221	ND(0.00010)	ND(0.000022)	ND(0.00011) J	ND(0.000022)
Aroclor-1232	ND(0.00010)	ND(0.000022)	ND(0.00011) J	ND(0.000022)
Aroclor-1242	ND(0.00010)	ND(0.000022)	ND(0.00011) J	ND(0.000022)
Aroclor-1248	ND(0.00010)	ND(0.000022)	ND(0.00011) J	ND(0.000022)
Aroclor-1254	ND(0.00010)	0.00015	ND(0.00011) J	ND(0.000022)
Aroclor-1260	ND(0.00010)	ND(0.000022)	ND(0.00011) J	ND(0.000022)
Total PCBs	ND(0.00010)	0.00015	ND(0.00011) J	ND(0.000022)
Semivolatile Organics				
1,2,4,5-Tetrachlorobenzene	ND(0.010)	NA	ND(0.010)	NA
1,2,4-Trichlorobenzene	ND(0.010)	NA	ND(0.010)	NA
1,2-Dichlorobenzene	ND(0.010)	NA	ND(0.010)	NA
1,2-Diphenylhydrazine	ND(0.010)	NA	ND(0.010)	NA
1,3,5-Trinitrobenzene	ND(0.050)	NA	ND(0.050)	NA
1,3-Dichlorobenzene	ND(0.010)	NA	ND(0.010)	NA
1,3-Dinitrobenzene	ND(0.010)	NA	ND(0.010)	NA
1,4-Dichlorobenzene	ND(0.010)	NA	ND(0.010)	NA
1,4-Naphthoquinone	ND(0.010)	NA	ND(0.010)	NA
1-Naphthylamine	ND(0.050)	NA	ND(0.050)	NA
2,3,4,6-Tetrachlorophenol	ND(0.010)	NA	ND(0.010)	NA
2,4,5-Trichlorophenol	ND(0.010)	NA	ND(0.010)	NA
2,4,6-Trichlorophenol	ND(0.010)	NA	ND(0.010)	NA
2,4-Dichlorophenol	ND(0.010)	NA	ND(0.010)	NA
2,4-Dimethylphenol	ND(0.010) J	NA	ND(0.010) J	NA
2,4-Dinitrophenol	ND(0.050)	NA	ND(0.050)	NA
2,4-Dinitrotoluene	ND(0.010)	NA	ND(0.010)	NA
2,6-Dichlorophenol	ND(0.010)	NA	ND(0.010)	NA
2,6-Dinitrotoluene	ND(0.010)	NA	ND(0.010)	NA
2-Acetylaminofluorene	ND(0.020) J	NA	ND(0.020) J	NA
2-Chloronaphthalene	ND(0.010)	NA	ND(0.010)	NA
2-Chlorophenol	ND(0.010)	NA	ND(0.010)	NA
2-Methylnaphthalene	ND(0.010)	NA	ND(0.010)	NA
2-Methylphenol	ND(0.010)	NA	ND(0.010)	NA
2-Naphthylamine	ND(0.050) J	NA	ND(0.050) J	NA
2-Nitroaniline	ND(0.010)	NA	ND(0.010)	NA
2-Nitrophenol	ND(0.010)	NA	ND(0.010)	NA
2-Picoline	ND(0.010) J	NA	ND(0.010) J	NA
3&4-Methylphenol	ND(0.010) J	NA	ND(0.010) J	NA
3,3'-Dichlorobenzidine	ND(0.020) J	NA	ND(0.020) J	NA
3,3'-Dimethylbenzidine	ND(0.050)	NA	ND(0.050)	NA
3-Methylcholanthrene	ND(0.010)	NA	ND(0.010)	NA
3-Nitroaniline	ND(0.050) J	NA	ND(0.050) J	NA
4,6-Dinitro-2-methylphenol	ND(0.050)	NA	ND(0.050)	NA
4-Aminobiphenyl	ND(0.010)	NA	ND(0.010)	NA
4-Bromophenyl-phenylether	ND(0.010)	NA	ND(0.010)	NA
4-Chloro-3-Methylphenol	ND(0.010)	NA	ND(0.010)	NA
4-Chloroaniline	ND(0.050) J	NA	ND(0.050) J	NA
4-Chlorobenzilate	ND(0.010) J	NA	ND(0.010) J	NA
4-Chlorophenyl-phenylether	ND(0.010)	NA	ND(0.010)	NA
4-Nitroaniline	ND(0.050)	NA	ND(0.050)	NA
4-Nitrophenol	ND(0.050)	NA	ND(0.050)	NA
4-Nitroquinoline-1-oxide	ND(0.050) J	NA	ND(0.050) J	NA
4-Phenylenediamine	ND(0.020) J	NA	ND(0.020) J	NA
5-Nitro-o-toluidine	ND(0.010)	NA	ND(0.010) J	NA
7,12-Dimethylbenz(a)anthracene	ND(0.010)	NA	ND(0.010)	NA
a,a'-Dimethylphenethylamine	ND(0.050) J	NA	ND(0.050) J	NA
Acenaphthene	ND(0.010)	NA	ND(0.010)	NA
Acenaphthylene	ND(0.010)	NA	ND(0.010)	NA
Acetophenone	ND(0.010)	NA	ND(0.010)	NA
Aniline	ND(0.010) J	NA	ND(0.010)	NA
Anthracene	ND(0.010)	NA	ND(0.010)	NA
Aramite	ND(0.010) J	NA	ND(0.010) J	NA
Benzidine	ND(0.020) J	NA	ND(0.020) J	NA

Table A-1
Fall 2006 Groundwater Analytical Results

Groundwater Quality Interim Report For Fall 2006
Groundwater Management Area 4
General Electric Company - Pittsfield, Massachusetts
(Results are presented in parts per million, ppm)

Parameter	Sample ID:	OPCA-MW-1R		OPCA-MW-2	
	Laboratory: Date Collected:	SGS 11/08/06	NEA 11/08/06	SGS 11/09/06	NEA 11/09/06
Semivolatile Organics (continued)					
Benzo(a)anthracene		ND(0.010)	NA	ND(0.010)	NA
Benzo(a)pyrene		ND(0.010)	NA	ND(0.010)	NA
Benzo(b)fluoranthene		ND(0.010)	NA	ND(0.010)	NA
Benzo(g,h,i)perylene		ND(0.010)	NA	ND(0.010)	NA
Benzo(k)fluoranthene		ND(0.010)	NA	ND(0.010)	NA
Benzyl Alcohol		ND(0.020) J	NA	ND(0.020)	NA
bis(2-Chloroethoxy)methane		ND(0.010)	NA	ND(0.010)	NA
bis(2-Chloroethyl)ether		ND(0.010)	NA	ND(0.010)	NA
bis(2-Chloroisopropyl)ether		ND(0.010)	NA	ND(0.010)	NA
bis(2-Ethylhexyl)phthalate		ND(0.010)	NA	ND(0.010)	NA
Butylbenzylphthalate		ND(0.010)	NA	ND(0.010)	NA
Chrysene		ND(0.010)	NA	ND(0.010)	NA
Diallate		ND(0.010)	NA	ND(0.010)	NA
Dibenzo(a,h)anthracene		ND(0.010) J	NA	ND(0.010)	NA
Dibenzofuran		ND(0.010)	NA	ND(0.010)	NA
Diethylphthalate		ND(0.010)	NA	ND(0.010)	NA
Dimethylphthalate		ND(0.010)	NA	ND(0.010)	NA
Di-n-Butylphthalate		ND(0.010)	NA	ND(0.010)	NA
Di-n-Octylphthalate		ND(0.010)	NA	ND(0.010)	NA
Diphenylamine		ND(0.010)	NA	ND(0.010)	NA
Ethyl Methanesulfonate		ND(0.010)	NA	ND(0.010)	NA
Fluoranthene		ND(0.010)	NA	ND(0.010)	NA
Fluorene		ND(0.010)	NA	ND(0.010)	NA
Hexachlorobenzene		ND(0.010)	NA	ND(0.010)	NA
Hexachlorobutadiene		ND(0.010)	NA	ND(0.010)	NA
Hexachlorocyclopentadiene		ND(0.020)	NA	ND(0.020) J	NA
Hexachloroethane		ND(0.010)	NA	ND(0.010)	NA
Hexachlorophene		ND(0.010) J	NA	ND(0.010) J	NA
Hexachloropropene		ND(0.020)	NA	ND(0.020)	NA
Indeno(1,2,3-cd)pyrene		ND(0.010)	NA	ND(0.010)	NA
Isodrin		ND(0.010)	NA	ND(0.010)	NA
Isophorone		ND(0.010)	NA	ND(0.010)	NA
Isosafrole		ND(0.010)	NA	ND(0.010)	NA
Methapyrilene		ND(0.010) J	NA	ND(0.010)	NA
Methyl Methanesulfonate		ND(0.010)	NA	ND(0.010)	NA
Naphthalene		ND(0.010) J	NA	ND(0.010) J	NA
Nitrobenzene		ND(0.010)	NA	ND(0.010)	NA
N-Nitrosodiethylamine		ND(0.010)	NA	ND(0.010)	NA
N-Nitrosodimethylamine		ND(0.010)	NA	ND(0.010)	NA
N-Nitroso-di-n-butylamine		ND(0.010)	NA	ND(0.010)	NA
N-Nitroso-di-n-propylamine		ND(0.010)	NA	ND(0.010)	NA
N-Nitrosodiphenylamine		ND(0.010)	NA	ND(0.010)	NA
N-Nitrosomethylethylamine		ND(0.010)	NA	ND(0.010)	NA
N-Nitrosomorpholine		ND(0.010)	NA	ND(0.010)	NA
N-Nitrosopiperidine		ND(0.010)	NA	ND(0.010)	NA
N-Nitrosopyrrolidine		ND(0.010)	NA	ND(0.010)	NA
o,o,o-Triethylphosphorothioate		ND(0.010)	NA	ND(0.010)	NA
o-Toluidine		ND(0.010) J	NA	ND(0.010) J	NA
p-Dimethylaminoazobenzene		ND(0.010)	NA	ND(0.010)	NA
Pentachlorobenzene		ND(0.010)	NA	ND(0.010)	NA
Pentachloroethane		ND(0.010)	NA	ND(0.010)	NA
Pentachloronitrobenzene		ND(0.010)	NA	ND(0.010)	NA
Pentachlorophenol		ND(0.050)	NA	ND(0.050)	NA
Phenacetin		ND(0.010)	NA	ND(0.010)	NA
Phenanthrene		ND(0.010)	NA	ND(0.010)	NA
Phenol		ND(0.010)	NA	ND(0.010)	NA
Pronamide		ND(0.010)	NA	ND(0.010)	NA
Pyrene		ND(0.010)	NA	ND(0.010)	NA
Pyridine		ND(0.010) J	NA	ND(0.010) J	NA
Safrole		ND(0.010)	NA	ND(0.010)	NA
Thionazin		ND(0.020)	NA	ND(0.020)	NA

Table A-1
Fall 2006 Groundwater Analytical Results

Groundwater Quality Interim Report For Fall 2006
Groundwater Management Area 4
General Electric Company - Pittsfield, Massachusetts
(Results are presented in parts per million, ppm)

Parameter	Sample ID:	OPCA-MW-1R		OPCA-MW-2	
	Laboratory: Date Collected:	SGS 11/08/06	NEA 11/08/06	SGS 11/09/06	NEA 11/09/06
Furans					
2,3,7,8-TCDF		ND(0.000000010)	NA	ND(0.000000010)	NA
TCDFs (total)		ND(0.000000010)	NA	ND(0.000000010)	NA
1,2,3,7,8-PeCDF		ND(0.000000050)	NA	ND(0.000000051)	NA
2,3,4,7,8-PeCDF		ND(0.000000050)	NA	ND(0.000000051)	NA
PeCDFs (total)		ND(0.000000050)	NA	ND(0.000000051)	NA
1,2,3,4,7,8-HxCDF		ND(0.000000050)	NA	ND(0.000000051)	NA
1,2,3,6,7,8-HxCDF		ND(0.000000050)	NA	ND(0.000000051)	NA
1,2,3,7,8,9-HxCDF		ND(0.000000050)	NA	ND(0.000000051)	NA
2,3,4,6,7,8-HxCDF		ND(0.000000050)	NA	ND(0.000000051)	NA
HxCDFs (total)		ND(0.000000050)	NA	ND(0.000000051)	NA
1,2,3,4,6,7,8-HpCDF		ND(0.000000050)	NA	ND(0.000000051)	NA
1,2,3,4,7,8,9-HpCDF		ND(0.000000050)	NA	ND(0.000000051)	NA
HpCDFs (total)		ND(0.000000050)	NA	ND(0.000000051)	NA
OCDF		ND(0.000000010)	NA	ND(0.000000010)	NA
Dioxins					
2,3,7,8-TCDD		ND(0.000000011)	NA	ND(0.000000016)	NA
TCDDs (total)		ND(0.000000011)	NA	ND(0.000000016)	NA
1,2,3,7,8-PeCDD		ND(0.000000050)	NA	ND(0.000000051)	NA
PeCDDs (total)		ND(0.000000050)	NA	ND(0.000000051)	NA
1,2,3,4,7,8-HxCDD		ND(0.000000050)	NA	ND(0.000000051)	NA
1,2,3,6,7,8-HxCDD		ND(0.000000050)	NA	ND(0.000000051)	NA
1,2,3,7,8,9-HxCDD		ND(0.000000050)	NA	ND(0.000000051)	NA
HxCDDs (total)		ND(0.000000050)	NA	ND(0.000000051)	NA
1,2,3,4,6,7,8-HpCDD		ND(0.000000050)	NA	ND(0.000000051)	NA
HpCDDs (total)		ND(0.000000050)	NA	ND(0.000000051)	NA
OCDD		0.00000013 J	NA	0.00000015 J	NA
Total TEQs (WHO TEFs)		0.000000063	NA	0.000000066	NA
Inorganics-Unfiltered					
Sulfide		ND(1.00)	NA	ND(1.00)	NA
Inorganics-Filtered					
Antimony		ND(0.0400)	NA	ND(0.0400)	NA
Arsenic		ND(0.0100) J	NA	ND(0.0100) J	NA
Barium		ND(0.500) J	NA	ND(0.500) J	NA
Beryllium		ND(0.0100) J	NA	ND(0.0100) J	NA
Cadmium		ND(0.00500) J	NA	ND(0.00500)	NA
Chromium		ND(0.0100)	NA	ND(0.0100)	NA
Cobalt		ND(0.0100) J	NA	ND(0.0100) J	NA
Copper		ND(0.200) J	NA	ND(0.200)	NA
Cyanide-MADEP (PAC)		ND(0.0100)	NA	ND(0.0100)	NA
Lead		ND(0.0100) J	NA	ND(0.0100) J	NA
Mercury		ND(0.000285)	NA	ND(0.000285)	NA
Nickel		ND(0.0500) J	NA	ND(0.0500) J	NA
Selenium		ND(0.0200) J	NA	ND(0.0200) J	NA
Silver		ND(0.0100)	NA	ND(0.0100)	NA
Thallium		0.00752 J	NA	ND(0.0100) J	NA
Tin		ND(0.100)	NA	ND(0.100)	NA
Vanadium		ND(0.0500) J	NA	ND(0.0500) J	NA
Zinc		0.00409 B	NA	0.00485 B	NA

Table A-1
Fall 2006 Groundwater Analytical Results

Groundwater Quality Interim Report For Fall 2006
Groundwater Management Area 4
General Electric Company - Pittsfield, Massachusetts
(Results are presented in parts per million, ppm)

Sample ID: Laboratory: Parameter Date Collected:	OPCA-MW-3		OPCA-MW-4	
	SGS 11/10/06	NEA 11/10/06	SGS 11/09/06	NEA 11/09/06
Volatiles Organics				
1,1,1,2-Tetrachloroethane	ND(0.0010)	NA	ND(0.0010) [ND(0.0010)]	NA
1,1,1-Trichloroethane	ND(0.0010)	NA	ND(0.0010) [ND(0.0010)]	NA
1,1,2,2-Tetrachloroethane	ND(0.0010)	NA	ND(0.0010) [ND(0.0010)]	NA
1,1,2-Trichloroethane	ND(0.0010)	NA	ND(0.0010) [ND(0.0010)]	NA
1,1-Dichloroethane	ND(0.0010)	NA	ND(0.0010) [ND(0.0010)]	NA
1,1-Dichloroethene	ND(0.0010)	NA	ND(0.0010) [ND(0.0010)]	NA
1,2,3-Trichloropropane	ND(0.0010)	NA	ND(0.0010) [ND(0.0010)]	NA
1,2-Dibromo-3-chloropropane	ND(0.0050) J	NA	ND(0.0050) J [ND(0.0050) J]	NA
1,2-Dibromoethane	ND(0.0010)	NA	ND(0.0010) [ND(0.0010)]	NA
1,2-Dichloroethane	ND(0.0010)	NA	ND(0.0010) [ND(0.0010)]	NA
1,2-Dichloropropane	ND(0.0010)	NA	ND(0.0010) [ND(0.0010)]	NA
1,4-Dioxane	ND(0.10) J	NA	ND(0.10) J [ND(0.10) J]	NA
2-Butanone	ND(0.0050) J	NA	ND(0.0050) J [ND(0.0050) J]	NA
2-Chloro-1,3-butadiene	ND(0.0010)	NA	ND(0.0010) [ND(0.0010)]	NA
2-Chloroethylvinylether	R	NA	ND(0.013) J [ND(0.013) J]	NA
2-Hexanone	ND(0.0050)	NA	ND(0.0050) J [ND(0.0050) J]	NA
3-Chloropropene	ND(0.0010)	NA	ND(0.0010) [ND(0.0010)]	NA
4-Methyl-2-pentanone	ND(0.0050)	NA	ND(0.0050) [ND(0.0050)]	NA
Acetone	ND(0.0050) J	NA	ND(0.0050) J [ND(0.0050) J]	NA
Acetonitrile	ND(0.020)	NA	ND(0.020) [ND(0.020)]	NA
Acrolein	ND(0.025) J	NA	ND(0.025) J [ND(0.025) J]	NA
Acrylonitrile	ND(0.025) J	NA	ND(0.025) J [ND(0.025) J]	NA
Benzene	ND(0.0010)	NA	ND(0.0010) [ND(0.0010)]	NA
Bromodichloromethane	ND(0.0010)	NA	ND(0.0010) [ND(0.0010)]	NA
Bromoform	ND(0.0010)	NA	ND(0.0010) [ND(0.0010)]	NA
Bromomethane	ND(0.0010) J	NA	ND(0.0010) J [ND(0.0010) J]	NA
Carbon Disulfide	ND(0.0010)	NA	ND(0.0010) [ND(0.0010)]	NA
Carbon Tetrachloride	ND(0.0010)	NA	ND(0.0010) [ND(0.0010)]	NA
Chlorobenzene	ND(0.0010)	NA	ND(0.0010) [ND(0.0010)]	NA
Chloroethane	ND(0.0010)	NA	ND(0.0010) [ND(0.0010)]	NA
Chloroform	ND(0.0010)	NA	ND(0.0010) [ND(0.0010)]	NA
Chloromethane	ND(0.0010)	NA	0.00068 J [0.00039 J]	NA
cis-1,3-Dichloropropene	ND(0.0010)	NA	ND(0.0010) [ND(0.0010)]	NA
Dibromochloromethane	ND(0.0010)	NA	ND(0.0010) [ND(0.0010)]	NA
Dibromomethane	ND(0.0010)	NA	ND(0.0010) [ND(0.0010)]	NA
Dichlorodifluoromethane	ND(0.0010)	NA	ND(0.0010) [ND(0.0010)]	NA
Ethyl Methacrylate	ND(0.0010)	NA	ND(0.0010) [ND(0.0010)]	NA
Ethylbenzene	ND(0.0010)	NA	ND(0.0010) [ND(0.0010)]	NA
Iodomethane	ND(0.0010) J	NA	ND(0.0010) [ND(0.0010)]	NA
Isobutanol	ND(0.050) J	NA	ND(0.050) J [ND(0.050) J]	NA
Methacrylonitrile	ND(0.010)	NA	ND(0.010) [ND(0.010)]	NA
Methyl Methacrylate	ND(0.0010)	NA	ND(0.0010) [ND(0.0010)]	NA
Methylene Chloride	ND(0.0050)	NA	ND(0.0050) [ND(0.0050)]	NA
Propionitrile	ND(0.020) J	NA	ND(0.020) J [ND(0.020) J]	NA
Styrene	ND(0.0010)	NA	ND(0.0010) [ND(0.0010)]	NA
Tetrachloroethene	ND(0.0010)	NA	ND(0.0010) [ND(0.0010)]	NA
Toluene	ND(0.0010)	NA	ND(0.0010) [0.00073 J]	NA
trans-1,2-Dichloroethene	ND(0.0010)	NA	ND(0.0010) [ND(0.0010)]	NA
trans-1,3-Dichloropropene	ND(0.0010)	NA	ND(0.0010) [ND(0.0010)]	NA
trans-1,4-Dichloro-2-butene	ND(0.0050) J	NA	ND(0.0050) J [ND(0.0050) J]	NA
Trichloroethene	ND(0.0010)	NA	0.0020 [0.0020]	NA
Trichlorofluoromethane	ND(0.0010)	NA	ND(0.0010) [ND(0.0010)]	NA
Vinyl Acetate	ND(0.0025) J	NA	ND(0.0025) J [ND(0.0025) J]	NA
Vinyl Chloride	ND(0.0010)	NA	0.00055 J [0.00057 J]	NA
Xylenes (total)	ND(0.0010)	NA	ND(0.0010) [ND(0.0010)]	NA
Total VOCs	ND(0.10)	NA	0.0032 J [0.0037 J]	NA

Table A-1
Fall 2006 Groundwater Analytical Results

Groundwater Quality Interim Report For Fall 2006
Groundwater Management Area 4
General Electric Company - Pittsfield, Massachusetts
(Results are presented in parts per million, ppm)

Sample ID: Laboratory: Parameter Date Collected:	OPCA-MW-3		OPCA-MW-4	
	SGS 11/10/06	NEA 11/10/06	SGS 11/09/06	NEA 11/09/06
PCBs-Filtered				
Aroclor-1016	ND(0.00011) J	ND(0.000022)	ND(0.00011) J [ND(0.00011) J]	ND(0.000022)
Aroclor-1221	ND(0.00011) J	ND(0.000022)	ND(0.00011) J [ND(0.00011) J]	ND(0.000022)
Aroclor-1232	ND(0.00011) J	ND(0.000022)	ND(0.00011) J [ND(0.00011) J]	ND(0.000022)
Aroclor-1242	ND(0.00011) J	ND(0.000022)	ND(0.00011) J [ND(0.00011) J]	ND(0.000022)
Aroclor-1248	ND(0.00011) J	ND(0.000022)	ND(0.00011) J [ND(0.00011) J]	ND(0.000022)
Aroclor-1254	ND(0.00011) J	ND(0.000022)	ND(0.00011) J [ND(0.00011) J]	0.00023
Aroclor-1260	ND(0.00011) J	ND(0.000022)	ND(0.00011) J [ND(0.00011) J]	ND(0.000022)
Total PCBs	ND(0.00011) J	ND(0.000022)	ND(0.00011) J [ND(0.00011) J]	0.00023
Semivolatile Organics				
1,2,4,5-Tetrachlorobenzene	ND(0.010)	NA	ND(0.010) [ND(0.010)]	NA
1,2,4-Trichlorobenzene	ND(0.010)	NA	ND(0.010) [ND(0.010)]	NA
1,2-Dichlorobenzene	ND(0.010)	NA	ND(0.010) [ND(0.010)]	NA
1,2-Diphenylhydrazine	ND(0.010)	NA	ND(0.010) [ND(0.010)]	NA
1,3,5-Trinitrobenzene	ND(0.050)	NA	ND(0.050) [ND(0.050)]	NA
1,3-Dichlorobenzene	ND(0.010)	NA	ND(0.010) [ND(0.010)]	NA
1,3-Dinitrobenzene	ND(0.010)	NA	ND(0.010) [ND(0.010)]	NA
1,4-Dichlorobenzene	ND(0.010)	NA	ND(0.010) [ND(0.010)]	NA
1,4-Naphthoquinone	ND(0.010)	NA	ND(0.010) [ND(0.010)]	NA
1-Naphthylamine	ND(0.050)	NA	ND(0.050) [ND(0.050)]	NA
2,3,4,6-Tetrachlorophenol	ND(0.010)	NA	ND(0.010) [ND(0.010)]	NA
2,4,5-Trichlorophenol	ND(0.010) J	NA	ND(0.010) [ND(0.010)]	NA
2,4,6-Trichlorophenol	ND(0.010)	NA	ND(0.010) [ND(0.010)]	NA
2,4-Dichlorophenol	ND(0.010) J	NA	ND(0.010) [ND(0.010)]	NA
2,4-Dimethylphenol	ND(0.010) J	NA	ND(0.010) J [ND(0.010) J]	NA
2,4-Dinitrophenol	ND(0.050)	NA	ND(0.050) [ND(0.050)]	NA
2,4-Dinitrotoluene	ND(0.010)	NA	ND(0.010) [ND(0.010)]	NA
2,6-Dichlorophenol	ND(0.010)	NA	ND(0.010) [ND(0.010)]	NA
2,6-Dinitrotoluene	ND(0.010)	NA	ND(0.010) [ND(0.010)]	NA
2-Acetylaminofluorene	ND(0.020) J	NA	ND(0.020) J [ND(0.020) J]	NA
2-Chloronaphthalene	ND(0.010)	NA	ND(0.010) [ND(0.010)]	NA
2-Chlorophenol	ND(0.010) J	NA	ND(0.010) [ND(0.010)]	NA
2-Methylnaphthalene	ND(0.010)	NA	ND(0.010) [ND(0.010)]	NA
2-Methylphenol	ND(0.010) J	NA	ND(0.010) [ND(0.010)]	NA
2-Naphthylamine	ND(0.050) J	NA	ND(0.050) J [ND(0.050) J]	NA
2-Nitroaniline	ND(0.010)	NA	ND(0.010) [ND(0.010)]	NA
2-Nitrophenol	ND(0.010) J	NA	ND(0.010) [ND(0.010)]	NA
2-Picoline	ND(0.010) J	NA	ND(0.010) J [ND(0.010) J]	NA
3&4-Methylphenol	ND(0.010) J	NA	ND(0.010) J [ND(0.010) J]	NA
3,3'-Dichlorobenzidine	R	NA	ND(0.020) J [R]	NA
3,3'-Dimethylbenzidine	ND(0.050)	NA	ND(0.050) [ND(0.050)]	NA
3-Methylcholanthrene	ND(0.010)	NA	ND(0.010) [ND(0.010)]	NA
3-Nitroaniline	ND(0.050) J	NA	ND(0.050) J [ND(0.050) J]	NA
4,6-Dinitro-2-methylphenol	ND(0.050)	NA	ND(0.050) [ND(0.050)]	NA
4-Aminobiphenyl	ND(0.010)	NA	ND(0.010) [ND(0.010)]	NA
4-Bromophenyl-phenylether	ND(0.010)	NA	ND(0.010) [ND(0.010)]	NA
4-Chloro-3-Methylphenol	ND(0.010) J	NA	ND(0.010) [ND(0.010)]	NA
4-Chloroaniline	ND(0.050) J	NA	ND(0.050) J [ND(0.050) J]	NA
4-Chlorobenzilate	ND(0.010) J	NA	ND(0.010) J [ND(0.010) J]	NA
4-Chlorophenyl-phenylether	ND(0.010)	NA	ND(0.010) [ND(0.010)]	NA
4-Nitroaniline	ND(0.050)	NA	ND(0.050) [ND(0.050)]	NA
4-Nitrophenol	ND(0.050)	NA	ND(0.050) [ND(0.050)]	NA
4-Nitroquinoline-1-oxide	ND(0.050) J	NA	ND(0.050) J [ND(0.050) J]	NA
4-Phenylenediamine	ND(0.020) J	NA	ND(0.020) J [ND(0.020) J]	NA
5-Nitro-o-toluidine	ND(0.010) J	NA	ND(0.010) [ND(0.010) J]	NA
7,12-Dimethylbenz(a)anthracene	ND(0.010)	NA	ND(0.010) [ND(0.010)]	NA
a,a'-Dimethylphenethylamine	ND(0.050) J	NA	ND(0.050) J [ND(0.050) J]	NA
Acenaphthene	ND(0.010)	NA	ND(0.010) [ND(0.010)]	NA
Acenaphthylene	ND(0.010)	NA	ND(0.010) [ND(0.010)]	NA
Acetophenone	ND(0.010)	NA	ND(0.010) [ND(0.010)]	NA
Aniline	ND(0.010)	NA	ND(0.010) J [ND(0.010)]	NA
Anthracene	ND(0.010)	NA	ND(0.010) [ND(0.010)]	NA
Aramite	ND(0.010) J	NA	ND(0.010) J [ND(0.010) J]	NA
Benzidine	ND(0.020) J	NA	ND(0.020) J [ND(0.020) J]	NA

Table A-1
Fall 2006 Groundwater Analytical Results

Groundwater Quality Interim Report For Fall 2006
Groundwater Management Area 4
General Electric Company - Pittsfield, Massachusetts
(Results are presented in parts per million, ppm)

Sample ID: Laboratory: Parameter Date Collected:	OPCA-MW-3		OPCA-MW-4	
	SGS 11/10/06	NEA 11/10/06	SGS 11/09/06	NEA 11/09/06
Semivolatile Organics (continued)				
Benzo(a)anthracene	ND(0.010)	NA	ND(0.010) [ND(0.010)]	NA
Benzo(a)pyrene	ND(0.010)	NA	ND(0.010) [ND(0.010)]	NA
Benzo(b)fluoranthene	ND(0.010)	NA	ND(0.010) [ND(0.010)]	NA
Benzo(g,h,i)perylene	ND(0.010)	NA	ND(0.010) [ND(0.010)]	NA
Benzo(k)fluoranthene	ND(0.010)	NA	ND(0.010) [ND(0.010)]	NA
Benzyl Alcohol	ND(0.020)	NA	ND(0.020) J [ND(0.020)]	NA
bis(2-Chloroethoxy)methane	ND(0.010)	NA	ND(0.010) [ND(0.010)]	NA
bis(2-Chloroethyl)ether	ND(0.010)	NA	ND(0.010) [ND(0.010)]	NA
bis(2-Chloroisopropyl)ether	ND(0.010)	NA	ND(0.010) [ND(0.010)]	NA
bis(2-Ethylhexyl)phthalate	ND(0.010)	NA	ND(0.010) [ND(0.010)]	NA
Butylbenzylphthalate	ND(0.010)	NA	ND(0.010) [ND(0.010)]	NA
Chrysene	ND(0.010)	NA	ND(0.010) [ND(0.010)]	NA
Diallate	ND(0.010)	NA	ND(0.010) [ND(0.010)]	NA
Dibenzo(a,h)anthracene	ND(0.010)	NA	ND(0.010) J [ND(0.010)]	NA
Dibenzofuran	ND(0.010)	NA	ND(0.010) [ND(0.010)]	NA
Diethylphthalate	ND(0.010)	NA	ND(0.010) [ND(0.010)]	NA
Dimethylphthalate	ND(0.010)	NA	ND(0.010) [ND(0.010)]	NA
Di-n-Butylphthalate	ND(0.010)	NA	ND(0.010) [ND(0.010)]	NA
Di-n-Octylphthalate	ND(0.010)	NA	ND(0.010) [ND(0.010)]	NA
Diphenylamine	ND(0.010)	NA	ND(0.010) [ND(0.010)]	NA
Ethyl Methanesulfonate	ND(0.010)	NA	ND(0.010) [ND(0.010)]	NA
Fluoranthene	ND(0.010)	NA	ND(0.010) [ND(0.010)]	NA
Fluorene	ND(0.010)	NA	ND(0.010) [ND(0.010)]	NA
Hexachlorobenzene	ND(0.010)	NA	ND(0.010) [ND(0.010)]	NA
Hexachlorobutadiene	ND(0.010)	NA	ND(0.010) [ND(0.010)]	NA
Hexachlorocyclopentadiene	ND(0.020) J	NA	ND(0.020) [ND(0.020) J]	NA
Hexachloroethane	ND(0.010)	NA	ND(0.010) [ND(0.010)]	NA
Hexachlorophene	ND(0.010) J	NA	ND(0.010) J [ND(0.010) J]	NA
Hexachloropropene	ND(0.020)	NA	ND(0.020) [ND(0.020)]	NA
Indeno(1,2,3-cd)pyrene	ND(0.010)	NA	ND(0.010) [ND(0.010)]	NA
Isodrin	ND(0.010)	NA	ND(0.010) [ND(0.010)]	NA
Isophorone	ND(0.010)	NA	ND(0.010) [ND(0.010)]	NA
Isosafrole	ND(0.010)	NA	ND(0.010) [ND(0.010)]	NA
Methapyrene	ND(0.010)	NA	ND(0.010) J [ND(0.010)]	NA
Methyl Methanesulfonate	ND(0.010)	NA	ND(0.010) [ND(0.010)]	NA
Naphthalene	ND(0.010) J	NA	ND(0.010) J [ND(0.010) J]	NA
Nitrobenzene	ND(0.010)	NA	ND(0.010) [ND(0.010)]	NA
N-Nitrosodiethylamine	ND(0.010)	NA	ND(0.010) [ND(0.010)]	NA
N-Nitrosodimethylamine	ND(0.010)	NA	ND(0.010) [ND(0.010)]	NA
N-Nitroso-di-n-butylamine	ND(0.010)	NA	ND(0.010) [ND(0.010)]	NA
N-Nitroso-di-n-propylamine	ND(0.010)	NA	ND(0.010) [ND(0.010)]	NA
N-Nitrosodiphenylamine	ND(0.010)	NA	ND(0.010) [ND(0.010)]	NA
N-Nitrosomethylethylamine	ND(0.010)	NA	ND(0.010) [ND(0.010)]	NA
N-Nitrosomorpholine	ND(0.010)	NA	ND(0.010) [ND(0.010)]	NA
N-Nitrosopiperidine	ND(0.010)	NA	ND(0.010) [ND(0.010)]	NA
N-Nitrosopyrrolidine	ND(0.010)	NA	ND(0.010) [ND(0.010)]	NA
o,o,o-Triethylphosphorothioate	ND(0.010)	NA	ND(0.010) [ND(0.010)]	NA
o-Toluidine	ND(0.010) J	NA	ND(0.010) J [ND(0.010) J]	NA
p-Dimethylaminoazobenzene	ND(0.010)	NA	ND(0.010) [ND(0.010)]	NA
Pentachlorobenzene	ND(0.010)	NA	ND(0.010) [ND(0.010)]	NA
Pentachloroethane	ND(0.010)	NA	ND(0.010) [ND(0.010)]	NA
Pentachloronitrobenzene	ND(0.010)	NA	ND(0.010) [ND(0.010)]	NA
Pentachlorophenol	ND(0.050)	NA	ND(0.050) [ND(0.050)]	NA
Phenacetin	ND(0.010)	NA	ND(0.010) [ND(0.010)]	NA
Phenanthrene	ND(0.010)	NA	ND(0.010) [ND(0.010)]	NA
Phenol	ND(0.010) J	NA	ND(0.010) [ND(0.010)]	NA
Pronamide	ND(0.010)	NA	ND(0.010) [ND(0.010)]	NA
Pyrene	ND(0.010)	NA	ND(0.010) [ND(0.010)]	NA
Pyridine	ND(0.010) J	NA	ND(0.010) J [ND(0.010) J]	NA
Safrole	ND(0.010)	NA	ND(0.010) [ND(0.010)]	NA
Thionazin	ND(0.020)	NA	ND(0.020) [ND(0.020)]	NA

Table A-1
Fall 2006 Groundwater Analytical Results

Groundwater Quality Interim Report For Fall 2006
Groundwater Management Area 4
General Electric Company - Pittsfield, Massachusetts
(Results are presented in parts per million, ppm)

Parameter	Sample ID: Laboratory: Date Collected:	OPCA-MW-3		OPCA-MW-4	
		SGS 11/10/06	NEA 11/10/06	SGS 11/09/06	NEA 11/09/06
Furans					
2,3,7,8-TCDF		ND(0.0000000011)	NA	ND(0.0000000010) [ND(0.0000000010)]	NA
TCDFs (total)		ND(0.0000000011)	NA	0.0000000052 J [0.0000000029 J]	NA
1,2,3,7,8-PeCDF		ND(0.0000000055)	NA	ND(0.0000000050) [ND(0.0000000052)]	NA
2,3,4,7,8-PeCDF		ND(0.0000000055)	NA	ND(0.0000000050) [ND(0.0000000052)]	NA
PeCDFs (total)		ND(0.0000000055)	NA	0.000000019 J [0.000000013 J]	NA
1,2,3,4,7,8-HxCDF		ND(0.0000000055)	NA	ND(0.0000000050) [ND(0.0000000052)]	NA
1,2,3,6,7,8-HxCDF		ND(0.0000000055)	NA	ND(0.0000000050) [ND(0.0000000052)]	NA
1,2,3,7,8,9-HxCDF		ND(0.0000000055)	NA	ND(0.0000000050) [ND(0.0000000052)]	NA
2,3,4,6,7,8-HxCDF		ND(0.0000000055)	NA	ND(0.0000000050) [ND(0.0000000052)]	NA
HxCDFs (total)		ND(0.0000000055)	NA	ND(0.0000000050) [ND(0.0000000052)]	NA
1,2,3,4,6,7,8-HpCDF		ND(0.0000000055)	NA	ND(0.0000000050) [ND(0.0000000052)]	NA
1,2,3,4,7,8,9-HpCDF		ND(0.0000000055)	NA	ND(0.0000000050) [ND(0.0000000052)]	NA
HpCDFs (total)		ND(0.0000000055)	NA	ND(0.0000000050) [ND(0.0000000052)]	NA
OCDF		ND(0.0000000011)	NA	ND(0.0000000010) [ND(0.0000000010)]	NA
Dioxins					
2,3,7,8-TCDD		ND(0.0000000011)	NA	ND(0.0000000010) [ND(0.0000000014)]	NA
TCDDs (total)		ND(0.0000000015)	NA	ND(0.0000000010) [ND(0.0000000014)]	NA
1,2,3,7,8-PeCDD		ND(0.0000000055)	NA	ND(0.0000000050) [ND(0.0000000052)]	NA
PeCDDs (total)		ND(0.0000000055)	NA	ND(0.0000000050) [ND(0.0000000052)]	NA
1,2,3,4,7,8-HxCDD		ND(0.0000000055)	NA	ND(0.0000000050) [ND(0.0000000052)]	NA
1,2,3,6,7,8-HxCDD		ND(0.0000000055)	NA	ND(0.0000000050) [ND(0.0000000052)]	NA
1,2,3,7,8,9-HxCDD		ND(0.0000000055)	NA	ND(0.0000000050) [ND(0.0000000052)]	NA
HxCDDs (total)		ND(0.0000000055)	NA	ND(0.0000000050) [ND(0.0000000052)]	NA
1,2,3,4,6,7,8-HpCDD		ND(0.0000000055)	NA	ND(0.0000000050) [ND(0.0000000052)]	NA
HpCDDs (total)		ND(0.0000000055)	NA	ND(0.0000000050) [ND(0.0000000052)]	NA
OCDD		ND(0.0000000011)	NA	ND(0.0000000010) [ND(0.0000000010)]	NA
Total TEQs (WHO TEFs)		0.0000000069	NA	0.0000000063 [0.0000000066]	NA
Inorganics-Unfiltered					
Sulfide		ND(1.00)	NA	ND(1.00) [ND(1.00)]	NA
Inorganics-Filtered					
Antimony		ND(0.0400)	NA	ND(0.0400) [ND(0.0400)]	NA
Arsenic		ND(0.0100) J	NA	ND(0.0100) J [ND(0.0100) J]	NA
Barium		ND(0.500) J	NA	ND(0.500) J [ND(0.500) J]	NA
Beryllium		0.00135 J	NA	0.000590 J [0.00249 J]	NA
Cadmium		ND(0.00500) J	NA	ND(0.00500) J [ND(0.00500)]	NA
Chromium		ND(0.0100)	NA	ND(0.0100) [ND(0.0100)]	NA
Cobalt		ND(0.0100) J	NA	ND(0.0100) J [ND(0.0100) J]	NA
Copper		ND(0.200) J	NA	ND(0.200) J [ND(0.200)]	NA
Cyanide-MADEP (PAC)		ND(0.0100)	NA	ND(0.0100) [ND(0.0100)]	NA
Lead		ND(0.0100) J	NA	ND(0.0100) J [ND(0.0100) J]	NA
Mercury		ND(0.000285)	NA	ND(0.000285) [ND(0.000285)]	NA
Nickel		ND(0.0500) J	NA	ND(0.0500) J [ND(0.0500) J]	NA
Selenium		ND(0.0200) J	NA	ND(0.0200) J [ND(0.0200) J]	NA
Silver		ND(0.0100)	NA	ND(0.0100) [ND(0.0100)]	NA
Thallium		0.0110 J	NA	0.00666 J [ND(0.0100) J]	NA
Tin		ND(0.100)	NA	ND(0.100) [ND(0.100)]	NA
Vanadium		ND(0.0500) J	NA	ND(0.0500) J [ND(0.0500) J]	NA
Zinc		0.00565 B	NA	0.00883 B [0.00999 B]	NA

Table A-1
Fall 2006 Groundwater Analytical Results

Groundwater Quality Interim Report For Fall 2006
Groundwater Management Area 4
General Electric Company - Pittsfield, Massachusetts
(Results are presented in parts per million, ppm)

Sample ID: Laboratory: Date Collected:	OPCA-MW-5R		OPCA-MW-6	
	SGS 11/09/06	NEA 11/09/06	SGS 11/09/06	NEA 11/09/06
Parameter				
Volatile Organics				
1,1,1,2-Tetrachloroethane	ND(0.0010)	NA	ND(0.0010)	NA
1,1,1-Trichloroethane	ND(0.0010)	NA	ND(0.0010)	NA
1,1,2,2-Tetrachloroethane	ND(0.0010)	NA	ND(0.0010)	NA
1,1,2-Trichloroethane	ND(0.0010)	NA	ND(0.0010)	NA
1,1-Dichloroethane	ND(0.0010)	NA	ND(0.0010)	NA
1,1-Dichloroethene	ND(0.0010)	NA	ND(0.0010)	NA
1,2,3-Trichloropropane	ND(0.0010)	NA	ND(0.0010)	NA
1,2-Dibromo-3-chloropropane	ND(0.0050) J	NA	ND(0.0050) J	NA
1,2-Dibromoethane	ND(0.0010)	NA	ND(0.0010)	NA
1,2-Dichloroethane	ND(0.0010)	NA	ND(0.0010)	NA
1,2-Dichloropropane	ND(0.0010)	NA	ND(0.0010)	NA
1,4-Dioxane	ND(0.10) J	NA	ND(0.10) J	NA
2-Butanone	ND(0.0050) J	NA	ND(0.0050) J	NA
2-Chloro-1,3-butadiene	ND(0.0010)	NA	ND(0.0010)	NA
2-Chloroethylvinylether	ND(0.013) J	NA	ND(0.013) J	NA
2-Hexanone	ND(0.0050) J	NA	ND(0.0050) J	NA
3-Chloropropene	ND(0.0010)	NA	ND(0.0010)	NA
4-Methyl-2-pentanone	ND(0.0050)	NA	ND(0.0050)	NA
Acetone	ND(0.0050) J	NA	ND(0.0050) J	NA
Acetonitrile	ND(0.020)	NA	ND(0.020)	NA
Acrolein	ND(0.025) J	NA	ND(0.025) J	NA
Acrylonitrile	ND(0.025) J	NA	ND(0.025) J	NA
Benzene	0.00024 J	NA	ND(0.0010)	NA
Bromodichloromethane	ND(0.0010)	NA	ND(0.0010)	NA
Bromoform	ND(0.0010)	NA	ND(0.0010)	NA
Bromomethane	ND(0.0010) J	NA	ND(0.0010) J	NA
Carbon Disulfide	ND(0.0010)	NA	ND(0.0010)	NA
Carbon Tetrachloride	ND(0.0010)	NA	ND(0.0010)	NA
Chlorobenzene	0.0018	NA	ND(0.0010)	NA
Chloroethane	ND(0.0010)	NA	ND(0.0010)	NA
Chloroform	ND(0.0010)	NA	ND(0.0010)	NA
Chloromethane	ND(0.0010)	NA	ND(0.0010)	NA
cis-1,3-Dichloropropene	ND(0.0010)	NA	ND(0.0010)	NA
Dibromochloromethane	ND(0.0010)	NA	ND(0.0010)	NA
Dibromomethane	ND(0.0010)	NA	ND(0.0010)	NA
Dichlorodifluoromethane	ND(0.0010)	NA	ND(0.0010)	NA
Ethyl Methacrylate	ND(0.0010)	NA	ND(0.0010)	NA
Ethylbenzene	ND(0.0010)	NA	ND(0.0010)	NA
Iodomethane	ND(0.0010)	NA	ND(0.0010)	NA
Isobutanol	ND(0.050) J	NA	ND(0.050) J	NA
Methacrylonitrile	ND(0.010)	NA	ND(0.010)	NA
Methyl Methacrylate	ND(0.0010)	NA	ND(0.0010)	NA
Methylene Chloride	ND(0.0050)	NA	ND(0.0050)	NA
Propionitrile	ND(0.020) J	NA	ND(0.020) J	NA
Styrene	ND(0.0010)	NA	ND(0.0010)	NA
Tetrachloroethene	ND(0.0010)	NA	ND(0.0010)	NA
Toluene	0.0011	NA	0.00027 J	NA
trans-1,2-Dichloroethene	ND(0.0010)	NA	ND(0.0010)	NA
trans-1,3-Dichloropropene	ND(0.0010)	NA	ND(0.0010)	NA
trans-1,4-Dichloro-2-butene	ND(0.0050) J	NA	ND(0.0050) J	NA
Trichloroethene	ND(0.0010)	NA	ND(0.0010)	NA
Trichlorofluoromethane	ND(0.0010)	NA	ND(0.0010)	NA
Vinyl Acetate	ND(0.0025) J	NA	ND(0.0025) J	NA
Vinyl Chloride	ND(0.0010)	NA	ND(0.0010)	NA
Xylenes (total)	ND(0.0010)	NA	ND(0.0010)	NA
Total VOCs	0.0031 J	NA	0.00027 J	NA

Table A-1
Fall 2006 Groundwater Analytical Results

Groundwater Quality Interim Report For Fall 2006
Groundwater Management Area 4
General Electric Company - Pittsfield, Massachusetts
(Results are presented in parts per million, ppm)

Sample ID: Laboratory: Date Collected:	OPCA-MW-5R		OPCA-MW-6	
	SGS 11/09/06	NEA 11/09/06	SGS 11/09/06	NEA 11/09/06
PCBs-Filtered				
Aroclor-1016	ND(0.00010) J	ND(0.000022) J	ND(0.00011) J	ND(0.000022)
Aroclor-1221	ND(0.00010) J	ND(0.000022) J	ND(0.00011) J	ND(0.000022)
Aroclor-1232	ND(0.00010) J	ND(0.000022) J	ND(0.00011) J	ND(0.000022)
Aroclor-1242	ND(0.00010) J	ND(0.000022) J	ND(0.00011) J	ND(0.000022)
Aroclor-1248	ND(0.00010) J	ND(0.000022) J	ND(0.00011) J	ND(0.000022)
Aroclor-1254	ND(0.00010) J	ND(0.000022) J	ND(0.00011) J	ND(0.000022)
Aroclor-1260	ND(0.00010) J	ND(0.000022) J	ND(0.00011) J	ND(0.000022)
Total PCBs	ND(0.00010) J	ND(0.000022) J	ND(0.00011) J	ND(0.000022)
Semivolatile Organics				
1,2,4,5-Tetrachlorobenzene	ND(0.010)	NA	ND(0.010)	NA
1,2,4-Trichlorobenzene	ND(0.010)	NA	ND(0.010)	NA
1,2-Dichlorobenzene	ND(0.010)	NA	ND(0.010)	NA
1,2-Diphenylhydrazine	ND(0.010)	NA	ND(0.010)	NA
1,3,5-Trinitrobenzene	ND(0.050)	NA	ND(0.050)	NA
1,3-Dichlorobenzene	ND(0.010)	NA	ND(0.010)	NA
1,3-Dinitrobenzene	ND(0.010)	NA	ND(0.010)	NA
1,4-Dichlorobenzene	ND(0.010)	NA	ND(0.010)	NA
1,4-Naphthoquinone	ND(0.010)	NA	ND(0.010)	NA
1-Naphthylamine	ND(0.050)	NA	ND(0.050)	NA
2,3,4,6-Tetrachlorophenol	ND(0.010)	NA	ND(0.010)	NA
2,4,5-Trichlorophenol	ND(0.010)	NA	ND(0.010)	NA
2,4,6-Trichlorophenol	ND(0.010)	NA	ND(0.010)	NA
2,4-Dichlorophenol	ND(0.010)	NA	ND(0.010)	NA
2,4-Dimethylphenol	ND(0.010) J	NA	ND(0.010) J	NA
2,4-Dinitrophenol	ND(0.050)	NA	ND(0.050)	NA
2,4-Dinitrotoluene	ND(0.010)	NA	ND(0.010)	NA
2,6-Dichlorophenol	ND(0.010)	NA	ND(0.010)	NA
2,6-Dinitrotoluene	ND(0.010)	NA	ND(0.010)	NA
2-Acetylaminofluorene	ND(0.020) J	NA	ND(0.020) J	NA
2-Chloronaphthalene	ND(0.010)	NA	ND(0.010)	NA
2-Chlorophenol	ND(0.010)	NA	ND(0.010)	NA
2-Methylnaphthalene	ND(0.010)	NA	ND(0.010)	NA
2-Methylphenol	ND(0.010)	NA	ND(0.010)	NA
2-Naphthylamine	ND(0.050) J	NA	ND(0.050) J	NA
2-Nitroaniline	ND(0.010)	NA	ND(0.010)	NA
2-Nitrophenol	ND(0.010)	NA	ND(0.010)	NA
2-Picoline	ND(0.010) J	NA	ND(0.010) J	NA
3&4-Methylphenol	ND(0.010) J	NA	ND(0.010) J	NA
3,3'-Dichlorobenzidine	ND(0.020) J	NA	ND(0.020) J	NA
3,3'-Dimethylbenzidine	ND(0.050)	NA	ND(0.050)	NA
3-Methylcholanthrene	ND(0.010)	NA	ND(0.010)	NA
3-Nitroaniline	ND(0.050) J	NA	ND(0.050) J	NA
4,6-Dinitro-2-methylphenol	ND(0.050)	NA	ND(0.050)	NA
4-Aminobiphenyl	ND(0.010)	NA	ND(0.010)	NA
4-Bromophenyl-phenylether	ND(0.010)	NA	ND(0.010)	NA
4-Chloro-3-Methylphenol	ND(0.010)	NA	ND(0.010)	NA
4-Chloroaniline	ND(0.050) J	NA	ND(0.050) J	NA
4-Chlorobenzilate	ND(0.010) J	NA	ND(0.010) J	NA
4-Chlorophenyl-phenylether	ND(0.010)	NA	ND(0.010)	NA
4-Nitroaniline	ND(0.050)	NA	ND(0.050)	NA
4-Nitrophenol	ND(0.050)	NA	ND(0.050)	NA
4-Nitroquinoline-1-oxide	ND(0.050) J	NA	ND(0.050) J	NA
4-Phenylenediamine	ND(0.020) J	NA	ND(0.020) J	NA
5-Nitro-o-toluidine	ND(0.010)	NA	ND(0.010)	NA
7,12-Dimethylbenz(a)anthracene	ND(0.010)	NA	ND(0.010)	NA
a,a'-Dimethylphenethylamine	ND(0.050) J	NA	ND(0.050) J	NA
Acenaphthene	ND(0.010)	NA	ND(0.010)	NA
Acenaphthylene	ND(0.010)	NA	ND(0.010)	NA
Acetophenone	ND(0.010)	NA	ND(0.010)	NA
Aniline	ND(0.010) J	NA	ND(0.010) J	NA
Anthracene	ND(0.010)	NA	ND(0.010)	NA
Aramite	ND(0.010) J	NA	ND(0.010) J	NA
Benzidine	ND(0.020) J	NA	ND(0.020) J	NA

Table A-1
Fall 2006 Groundwater Analytical Results

Groundwater Quality Interim Report For Fall 2006
Groundwater Management Area 4
General Electric Company - Pittsfield, Massachusetts
(Results are presented in parts per million, ppm)

Sample ID: Laboratory: Date Collected: Parameter	OPCA-MW-5R		OPCA-MW-6	
	SGS 11/09/06	NEA 11/09/06	SGS 11/09/06	NEA 11/09/06
Semivolatiles Organics (continued)				
Benzo(a)anthracene	ND(0.010)	NA	ND(0.010)	NA
Benzo(a)pyrene	ND(0.010)	NA	ND(0.010)	NA
Benzo(b)fluoranthene	ND(0.010)	NA	ND(0.010)	NA
Benzo(g,h,i)perylene	ND(0.010)	NA	ND(0.010)	NA
Benzo(k)fluoranthene	ND(0.010)	NA	ND(0.010)	NA
Benzyl Alcohol	ND(0.020) J	NA	ND(0.020) J	NA
bis(2-Chloroethoxy)methane	ND(0.010)	NA	ND(0.010)	NA
bis(2-Chloroethyl)ether	ND(0.010)	NA	ND(0.010)	NA
bis(2-Chloroisopropyl)ether	ND(0.010)	NA	ND(0.010)	NA
bis(2-Ethylhexyl)phthalate	ND(0.010)	NA	ND(0.010)	NA
Butylbenzylphthalate	ND(0.010)	NA	ND(0.010)	NA
Chrysene	ND(0.010)	NA	ND(0.010)	NA
Diallate	ND(0.010)	NA	ND(0.010)	NA
Dibenzo(a,h)anthracene	ND(0.010) J	NA	ND(0.010) J	NA
Dibenzofuran	ND(0.010)	NA	ND(0.010)	NA
Diethylphthalate	ND(0.010)	NA	ND(0.010)	NA
Dimethylphthalate	ND(0.010)	NA	ND(0.010)	NA
Di-n-Butylphthalate	ND(0.010)	NA	ND(0.010)	NA
Di-n-Octylphthalate	ND(0.010)	NA	ND(0.010)	NA
Diphenylamine	ND(0.010)	NA	ND(0.010)	NA
Ethyl Methanesulfonate	ND(0.010)	NA	ND(0.010)	NA
Fluoranthene	ND(0.010)	NA	ND(0.010)	NA
Fluorene	ND(0.010)	NA	ND(0.010)	NA
Hexachlorobenzene	ND(0.010)	NA	ND(0.010)	NA
Hexachlorobutadiene	ND(0.010)	NA	ND(0.010)	NA
Hexachlorocyclopentadiene	ND(0.020)	NA	ND(0.020)	NA
Hexachloroethane	ND(0.010)	NA	ND(0.010)	NA
Hexachlorophene	ND(0.010) J	NA	ND(0.010) J	NA
Hexachloropropene	ND(0.020)	NA	ND(0.020)	NA
Indeno(1,2,3-cd)pyrene	ND(0.010)	NA	ND(0.010)	NA
Isodrin	ND(0.010)	NA	ND(0.010)	NA
Isophorone	ND(0.010)	NA	ND(0.010)	NA
Isosafrole	ND(0.010)	NA	ND(0.010)	NA
Methapyrilene	ND(0.010) J	NA	ND(0.010) J	NA
Methyl Methanesulfonate	ND(0.010)	NA	ND(0.010)	NA
Naphthalene	ND(0.010) J	NA	ND(0.010) J	NA
Nitrobenzene	ND(0.010)	NA	ND(0.010)	NA
N-Nitrosodiethylamine	ND(0.010)	NA	ND(0.010)	NA
N-Nitrosodimethylamine	ND(0.010)	NA	ND(0.010)	NA
N-Nitroso-di-n-butylamine	ND(0.010)	NA	ND(0.010)	NA
N-Nitroso-di-n-propylamine	ND(0.010)	NA	ND(0.010)	NA
N-Nitrosodiphenylamine	ND(0.010)	NA	ND(0.010)	NA
N-Nitrosomethylethylamine	ND(0.010)	NA	ND(0.010)	NA
N-Nitrosomorpholine	ND(0.010)	NA	ND(0.010)	NA
N-Nitrosopiperidine	ND(0.010)	NA	ND(0.010)	NA
N-Nitrosopyrrolidine	ND(0.010)	NA	ND(0.010)	NA
o,o,o-Triethylphosphorothioate	ND(0.010)	NA	ND(0.010)	NA
o-Toluidine	ND(0.010) J	NA	ND(0.010) J	NA
p-Dimethylaminoazobenzene	ND(0.010)	NA	ND(0.010)	NA
Pentachlorobenzene	ND(0.010)	NA	ND(0.010)	NA
Pentachloroethane	ND(0.010)	NA	ND(0.010)	NA
Pentachloronitrobenzene	ND(0.010)	NA	ND(0.010)	NA
Pentachlorophenol	ND(0.050)	NA	ND(0.050)	NA
Phenacetin	ND(0.010)	NA	ND(0.010)	NA
Phenanthrene	ND(0.010)	NA	ND(0.010)	NA
Phenol	ND(0.010)	NA	ND(0.010)	NA
Pronamide	ND(0.010)	NA	ND(0.010)	NA
Pyrene	ND(0.010)	NA	ND(0.010)	NA
Pyridine	ND(0.010) J	NA	ND(0.010) J	NA
Safrole	ND(0.010)	NA	ND(0.010)	NA
Thionazin	ND(0.020)	NA	ND(0.020)	NA

Table A-1
Fall 2006 Groundwater Analytical Results

Groundwater Quality Interim Report For Fall 2006
Groundwater Management Area 4
General Electric Company - Pittsfield, Massachusetts
(Results are presented in parts per million, ppm)

Parameter	Sample ID:	OPCA-MW-5R		OPCA-MW-6	
	Laboratory: Date Collected:	SGS 11/09/06	NEA 11/09/06	SGS 11/09/06	NEA 11/09/06
Furans					
2,3,7,8-TCDF		ND(0.0000000010)	NA	ND(0.0000000011)	NA
TCDFs (total)		0.0000000012 J	NA	ND(0.0000000011)	NA
1,2,3,7,8-PeCDF		ND(0.0000000051)	NA	ND(0.0000000052)	NA
2,3,4,7,8-PeCDF		ND(0.0000000051)	NA	ND(0.0000000052)	NA
PeCDFs (total)		ND(0.0000000051)	NA	ND(0.0000000052)	NA
1,2,3,4,7,8-HxCDF		ND(0.0000000051)	NA	ND(0.0000000052)	NA
1,2,3,6,7,8-HxCDF		ND(0.0000000051)	NA	ND(0.0000000052)	NA
1,2,3,7,8,9-HxCDF		ND(0.0000000051)	NA	ND(0.0000000052)	NA
2,3,4,6,7,8-HxCDF		ND(0.0000000051)	NA	ND(0.0000000052)	NA
HxCDFs (total)		ND(0.0000000051)	NA	ND(0.0000000052)	NA
1,2,3,4,6,7,8-HpCDF		ND(0.0000000051)	NA	ND(0.0000000052)	NA
1,2,3,4,7,8,9-HpCDF		ND(0.0000000051)	NA	ND(0.0000000052)	NA
HpCDFs (total)		ND(0.0000000051)	NA	ND(0.0000000052)	NA
OCDF		ND(0.0000000010)	NA	ND(0.0000000010)	NA
Dioxins					
2,3,7,8-TCDD		ND(0.0000000015)	NA	ND(0.0000000018)	NA
TCDDs (total)		ND(0.0000000015)	NA	ND(0.0000000018)	NA
1,2,3,7,8-PeCDD		ND(0.0000000051)	NA	ND(0.0000000052)	NA
PeCDDs (total)		ND(0.0000000051)	NA	ND(0.0000000052)	NA
1,2,3,4,7,8-HxCDD		ND(0.0000000051)	NA	ND(0.0000000052)	NA
1,2,3,6,7,8-HxCDD		ND(0.0000000051)	NA	ND(0.0000000052)	NA
1,2,3,7,8,9-HxCDD		ND(0.0000000051)	NA	ND(0.0000000052)	NA
HxCDDs (total)		ND(0.0000000051)	NA	ND(0.0000000052)	NA
1,2,3,4,6,7,8-HpCDD		ND(0.0000000051)	NA	ND(0.0000000052)	NA
HpCDDs (total)		ND(0.0000000051)	NA	ND(0.0000000052)	NA
OCDD		0.0000000012 J	NA	0.0000000016 J	NA
Total TEQs (WHO TEFs)		0.0000000067	NA	0.0000000069	NA
Inorganics-Unfiltered					
Sulfide		ND(1.00)	NA	ND(1.00)	NA
Inorganics-Filtered					
Antimony		ND(0.0400)	NA	ND(0.0400)	NA
Arsenic		ND(0.0100) J	NA	ND(0.0100) J	NA
Barium		ND(0.500) J	NA	ND(0.500) J	NA
Beryllium		ND(0.0100) J	NA	0.000970 J	NA
Cadmium		ND(0.00500) J	NA	ND(0.00500) J	NA
Chromium		ND(0.0100)	NA	ND(0.0100)	NA
Cobalt		ND(0.0100) J	NA	ND(0.0100) J	NA
Copper		ND(0.200) J	NA	ND(0.200) J	NA
Cyanide-MADEP (PAC)		ND(0.0100)	NA	ND(0.0100)	NA
Lead		ND(0.0100) J	NA	ND(0.0100) J	NA
Mercury		ND(0.000285)	NA	ND(0.000285)	NA
Nickel		0.00498 J	NA	ND(0.0500) J	NA
Selenium		ND(0.0200) J	NA	ND(0.0200) J	NA
Silver		ND(0.0100)	NA	ND(0.0100)	NA
Thallium		0.00828 J	NA	ND(0.0100) J	NA
Tin		ND(0.100)	NA	ND(0.100)	NA
Vanadium		ND(0.0500) J	NA	ND(0.0500) J	NA
Zinc		0.0140 B	NA	0.00328 B	NA

Table A-1
Fall 2006 Groundwater Analytical Results

Groundwater Quality Interim Report For Fall 2006
Groundwater Management Area 4
General Electric Company - Pittsfield, Massachusetts
(Results are presented in parts per million, ppm)

Parameter	Sample ID:	OPCA-MW-7		OPCA-MW-8	
	Laboratory: Date Collected:	SGS 11/08/06	NEA 11/08/06	SGS 11/08/06	NEA 11/08/06
Volatile Organics					
1,1,1,2-Tetrachloroethane		ND(0.0010)	NA	ND(0.0010)	NA
1,1,1-Trichloroethane		ND(0.0010)	NA	ND(0.0010)	NA
1,1,2,2-Tetrachloroethane		ND(0.0010)	NA	ND(0.0010)	NA
1,1,2-Trichloroethane		ND(0.0010)	NA	ND(0.0010)	NA
1,1-Dichloroethane		ND(0.0010)	NA	ND(0.0010)	NA
1,1-Dichloroethene		ND(0.0010)	NA	ND(0.0010)	NA
1,2,3-Trichloropropane		ND(0.0010)	NA	ND(0.0010)	NA
1,2-Dibromo-3-chloropropane		ND(0.0050) J	NA	ND(0.0050) J	NA
1,2-Dibromoethane		ND(0.0010)	NA	ND(0.0010)	NA
1,2-Dichloroethane		ND(0.0010)	NA	ND(0.0010)	NA
1,2-Dichloropropane		ND(0.0010)	NA	ND(0.0010)	NA
1,4-Dioxane		ND(0.10) J	NA	ND(0.10) J	NA
2-Butanone		ND(0.0050) J	NA	ND(0.0050) J	NA
2-Chloro-1,3-butadiene		ND(0.0010)	NA	ND(0.0010)	NA
2-Chloroethylvinylether		ND(0.013) J	NA	ND(0.013) J	NA
2-Hexanone		ND(0.0050)	NA	ND(0.0050)	NA
3-Chloropropene		ND(0.0010)	NA	ND(0.0010)	NA
4-Methyl-2-pentanone		ND(0.0050)	NA	ND(0.0050)	NA
Acetone		ND(0.0050) J	NA	ND(0.0050) J	NA
Acetonitrile		ND(0.020) J	NA	ND(0.020) J	NA
Acrolein		ND(0.025) J	NA	ND(0.025) J	NA
Acrylonitrile		ND(0.025) J	NA	ND(0.025) J	NA
Benzene		ND(0.0010)	NA	ND(0.0010)	NA
Bromodichloromethane		ND(0.0010)	NA	ND(0.0010)	NA
Bromoform		ND(0.0010)	NA	ND(0.0010)	NA
Bromomethane		ND(0.0010)	NA	ND(0.0010)	NA
Carbon Disulfide		ND(0.0010)	NA	ND(0.0010)	NA
Carbon Tetrachloride		ND(0.0010)	NA	ND(0.0010)	NA
Chlorobenzene		ND(0.0010)	NA	ND(0.0010)	NA
Chloroethane		ND(0.0010)	NA	ND(0.0010)	NA
Chloroform		ND(0.0010)	NA	ND(0.0010)	NA
Chloromethane		ND(0.0010)	NA	ND(0.0010)	NA
cis-1,3-Dichloropropene		ND(0.0010)	NA	ND(0.0010)	NA
Dibromochloromethane		ND(0.0010)	NA	ND(0.0010)	NA
Dibromomethane		ND(0.0010)	NA	ND(0.0010)	NA
Dichlorodifluoromethane		ND(0.0010)	NA	ND(0.0010)	NA
Ethyl Methacrylate		ND(0.0010)	NA	ND(0.0010)	NA
Ethylbenzene		ND(0.0010)	NA	ND(0.0010)	NA
Iodomethane		ND(0.0010) J	NA	ND(0.0010) J	NA
Isobutanol		ND(0.050)	NA	ND(0.050)	NA
Methacrylonitrile		ND(0.010) J	NA	ND(0.010) J	NA
Methyl Methacrylate		ND(0.0010)	NA	ND(0.0010)	NA
Methylene Chloride		ND(0.0050)	NA	ND(0.0050)	NA
Propionitrile		ND(0.020) J	NA	ND(0.020) J	NA
Styrene		ND(0.0010)	NA	ND(0.0010)	NA
Tetrachloroethene		ND(0.0010)	NA	ND(0.0010)	NA
Toluene		0.00022 J	NA	0.00037 J	NA
trans-1,2-Dichloroethene		ND(0.0010)	NA	ND(0.0010)	NA
trans-1,3-Dichloropropene		ND(0.0010)	NA	ND(0.0010)	NA
trans-1,4-Dichloro-2-butene		ND(0.0050) J	NA	ND(0.0050) J	NA
Trichloroethene		ND(0.0010)	NA	ND(0.0010)	NA
Trichlorofluoromethane		ND(0.0010)	NA	ND(0.0010)	NA
Vinyl Acetate		ND(0.0025)	NA	ND(0.0025)	NA
Vinyl Chloride		ND(0.0010)	NA	ND(0.0010)	NA
Xylenes (total)		ND(0.0010)	NA	ND(0.0010)	NA
Total VOCs		0.00022 J	NA	0.00037 J	NA

Table A-1
Fall 2006 Groundwater Analytical Results

Groundwater Quality Interim Report For Fall 2006
Groundwater Management Area 4
General Electric Company - Pittsfield, Massachusetts
(Results are presented in parts per million, ppm)

Sample ID: Laboratory: Parameter Date Collected:	OPCA-MW-7		OPCA-MW-8	
	SGS 11/08/06	NEA 11/08/06	SGS 11/08/06	NEA 11/08/06
PCBs-Filtered				
Aroclor-1016	ND(0.00011)	ND(0.000022)	ND(0.00011)	ND(0.000022)
Aroclor-1221	ND(0.00011)	ND(0.000022)	ND(0.00011)	ND(0.000022)
Aroclor-1232	ND(0.00011)	ND(0.000022)	ND(0.00011)	ND(0.000022)
Aroclor-1242	ND(0.00011)	ND(0.000022)	ND(0.00011)	ND(0.000022)
Aroclor-1248	ND(0.00011)	ND(0.000022)	ND(0.00011)	ND(0.000022)
Aroclor-1254	ND(0.00011)	0.000095	ND(0.00011)	ND(0.000022)
Aroclor-1260	ND(0.00011)	ND(0.000022)	ND(0.00011)	ND(0.000022)
Total PCBs	ND(0.00011)	0.000095	ND(0.00011)	ND(0.000022)
Semivolatile Organics				
1,2,4,5-Tetrachlorobenzene	ND(0.010)	NA	ND(0.010)	NA
1,2,4-Trichlorobenzene	ND(0.010)	NA	ND(0.010)	NA
1,2-Dichlorobenzene	ND(0.010)	NA	ND(0.010)	NA
1,2-Diphenylhydrazine	ND(0.010)	NA	ND(0.010)	NA
1,3,5-Trinitrobenzene	ND(0.050)	NA	ND(0.050)	NA
1,3-Dichlorobenzene	ND(0.010)	NA	ND(0.010)	NA
1,3-Dinitrobenzene	ND(0.010)	NA	ND(0.010)	NA
1,4-Dichlorobenzene	ND(0.010)	NA	ND(0.010)	NA
1,4-Naphthoquinone	ND(0.010)	NA	ND(0.010)	NA
1-Naphthylamine	ND(0.050)	NA	ND(0.050)	NA
2,3,4,6-Tetrachlorophenol	ND(0.010)	NA	ND(0.010)	NA
2,4,5-Trichlorophenol	ND(0.010)	NA	ND(0.010)	NA
2,4,6-Trichlorophenol	ND(0.010)	NA	ND(0.010)	NA
2,4-Dichlorophenol	ND(0.010)	NA	ND(0.010)	NA
2,4-Dimethylphenol	ND(0.010) J	NA	ND(0.010) J	NA
2,4-Dinitrophenol	ND(0.050)	NA	ND(0.050)	NA
2,4-Dinitrotoluene	ND(0.010)	NA	ND(0.010)	NA
2,6-Dichlorophenol	ND(0.010)	NA	ND(0.010)	NA
2,6-Dinitrotoluene	ND(0.010)	NA	ND(0.010)	NA
2-Acetylaminofluorene	ND(0.020) J	NA	ND(0.020) J	NA
2-Chloronaphthalene	ND(0.010)	NA	ND(0.010)	NA
2-Chlorophenol	ND(0.010)	NA	ND(0.010)	NA
2-Methylnaphthalene	ND(0.010)	NA	ND(0.010)	NA
2-Methylphenol	ND(0.010)	NA	ND(0.010)	NA
2-Naphthylamine	ND(0.050) J	NA	ND(0.050) J	NA
2-Nitroaniline	ND(0.010)	NA	ND(0.010)	NA
2-Nitrophenol	ND(0.010)	NA	ND(0.010)	NA
2-Picoline	ND(0.010) J	NA	ND(0.010) J	NA
3&4-Methylphenol	ND(0.010) J	NA	ND(0.010) J	NA
3,3'-Dichlorobenzidine	ND(0.020) J	NA	ND(0.020) J	NA
3,3'-Dimethylbenzidine	ND(0.050)	NA	ND(0.050)	NA
3-Methylcholanthrene	ND(0.010)	NA	ND(0.010)	NA
3-Nitroaniline	ND(0.050) J	NA	ND(0.050) J	NA
4,6-Dinitro-2-methylphenol	ND(0.050)	NA	ND(0.050)	NA
4-Aminobiphenyl	ND(0.010)	NA	ND(0.010)	NA
4-Bromophenyl-phenylether	ND(0.010)	NA	ND(0.010)	NA
4-Chloro-3-Methylphenol	ND(0.010)	NA	ND(0.010)	NA
4-Chloroaniline	ND(0.050) J	NA	ND(0.050) J	NA
4-Chlorobenzilate	ND(0.010) J	NA	ND(0.010) J	NA
4-Chlorophenyl-phenylether	ND(0.010)	NA	ND(0.010)	NA
4-Nitroaniline	ND(0.050)	NA	ND(0.050)	NA
4-Nitrophenol	ND(0.050)	NA	ND(0.050)	NA
4-Nitroquinoline-1-oxide	ND(0.050) J	NA	ND(0.050) J	NA
4-Phenylenediamine	ND(0.020) J	NA	ND(0.020) J	NA
5-Nitro-o-toluidine	ND(0.010)	NA	ND(0.010)	NA
7,12-Dimethylbenz(a)anthracene	ND(0.010)	NA	ND(0.010)	NA
a,a'-Dimethylphenethylamine	ND(0.050) J	NA	ND(0.050) J	NA
Acenaphthene	ND(0.010)	NA	ND(0.010)	NA
Acenaphthylene	ND(0.010)	NA	ND(0.010)	NA
Acetophenone	ND(0.010)	NA	ND(0.010)	NA
Aniline	ND(0.010) J	NA	ND(0.010) J	NA
Anthracene	ND(0.010)	NA	ND(0.010)	NA
Aramite	ND(0.010) J	NA	ND(0.010) J	NA
Benzidine	ND(0.020) J	NA	ND(0.020) J	NA

Table A-1
Fall 2006 Groundwater Analytical Results

Groundwater Quality Interim Report For Fall 2006
Groundwater Management Area 4
General Electric Company - Pittsfield, Massachusetts
(Results are presented in parts per million, ppm)

Parameter	Sample ID:	OPCA-MW-7		OPCA-MW-8	
	Laboratory: Date Collected:	SGS 11/08/06	NEA 11/08/06	SGS 11/08/06	NEA 11/08/06
Semivolatile Organics (continued)					
Benzo(a)anthracene		ND(0.010)	NA	ND(0.010)	NA
Benzo(a)pyrene		ND(0.010)	NA	ND(0.010)	NA
Benzo(b)fluoranthene		ND(0.010)	NA	ND(0.010)	NA
Benzo(g,h,i)perylene		ND(0.010)	NA	ND(0.010)	NA
Benzo(k)fluoranthene		ND(0.010)	NA	ND(0.010)	NA
Benzyl Alcohol		ND(0.020) J	NA	ND(0.020) J	NA
bis(2-Chloroethoxy)methane		ND(0.010)	NA	ND(0.010)	NA
bis(2-Chloroethyl)ether		ND(0.010)	NA	ND(0.010)	NA
bis(2-Chloroisopropyl)ether		ND(0.010)	NA	ND(0.010)	NA
bis(2-Ethylhexyl)phthalate		ND(0.010)	NA	ND(0.010)	NA
Butylbenzylphthalate		ND(0.010)	NA	ND(0.010)	NA
Chrysene		ND(0.010)	NA	ND(0.010)	NA
Diallate		ND(0.010)	NA	ND(0.010)	NA
Dibenzo(a,h)anthracene		ND(0.010) J	NA	ND(0.010) J	NA
Dibenzofuran		ND(0.010)	NA	ND(0.010)	NA
Diethylphthalate		ND(0.010)	NA	ND(0.010)	NA
Dimethylphthalate		ND(0.010)	NA	ND(0.010)	NA
Di-n-Butylphthalate		ND(0.010)	NA	ND(0.010)	NA
Di-n-Octylphthalate		ND(0.010)	NA	ND(0.010)	NA
Diphenylamine		ND(0.010)	NA	ND(0.010)	NA
Ethyl Methanesulfonate		ND(0.010)	NA	ND(0.010)	NA
Fluoranthene		ND(0.010)	NA	ND(0.010)	NA
Fluorene		ND(0.010)	NA	ND(0.010)	NA
Hexachlorobenzene		ND(0.010)	NA	ND(0.010)	NA
Hexachlorobutadiene		ND(0.010)	NA	ND(0.010)	NA
Hexachlorocyclopentadiene		ND(0.020)	NA	ND(0.020)	NA
Hexachloroethane		ND(0.010)	NA	ND(0.010)	NA
Hexachlorophene		ND(0.010) J	NA	ND(0.010) J	NA
Hexachloropropene		ND(0.020)	NA	ND(0.020)	NA
Indeno(1,2,3-cd)pyrene		ND(0.010)	NA	ND(0.010)	NA
Isodrin		ND(0.010)	NA	ND(0.010)	NA
Isophorone		ND(0.010)	NA	ND(0.010)	NA
Isosafrole		ND(0.010)	NA	ND(0.010)	NA
Methapyrene		ND(0.010) J	NA	ND(0.010) J	NA
Methyl Methanesulfonate		ND(0.010)	NA	ND(0.010)	NA
Naphthalene		ND(0.010) J	NA	ND(0.010) J	NA
Nitrobenzene		ND(0.010)	NA	ND(0.010)	NA
N-Nitrosodiethylamine		ND(0.010)	NA	ND(0.010)	NA
N-Nitrosodimethylamine		ND(0.010)	NA	ND(0.010)	NA
N-Nitroso-di-n-butylamine		ND(0.010)	NA	ND(0.010)	NA
N-Nitroso-di-n-propylamine		ND(0.010)	NA	ND(0.010)	NA
N-Nitrosodiphenylamine		ND(0.010)	NA	ND(0.010)	NA
N-Nitrosomethylethylamine		ND(0.010)	NA	ND(0.010)	NA
N-Nitrosomorpholine		ND(0.010)	NA	ND(0.010)	NA
N-Nitrosopiperidine		ND(0.010)	NA	ND(0.010)	NA
N-Nitrosopyrrolidine		ND(0.010)	NA	ND(0.010)	NA
o,o,o-Triethylphosphorothioate		ND(0.010)	NA	ND(0.010)	NA
o-Toluidine		ND(0.010) J	NA	ND(0.010) J	NA
p-Dimethylaminoazobenzene		ND(0.010)	NA	ND(0.010)	NA
Pentachlorobenzene		ND(0.010)	NA	ND(0.010)	NA
Pentachloroethane		ND(0.010)	NA	ND(0.010)	NA
Pentachloronitrobenzene		ND(0.010)	NA	ND(0.010)	NA
Pentachlorophenol		ND(0.050)	NA	ND(0.050)	NA
Phenacetin		ND(0.010)	NA	ND(0.010)	NA
Phenanthrene		ND(0.010)	NA	ND(0.010)	NA
Phenol		ND(0.010)	NA	ND(0.010)	NA
Pronamide		ND(0.010)	NA	ND(0.010)	NA
Pyrene		ND(0.010)	NA	ND(0.010)	NA
Pyridine		ND(0.010) J	NA	ND(0.010) J	NA
Safrole		ND(0.010)	NA	ND(0.010)	NA
Thionazin		ND(0.020)	NA	ND(0.020)	NA

Table A-1
Fall 2006 Groundwater Analytical Results

Groundwater Quality Interim Report For Fall 2006
Groundwater Management Area 4
General Electric Company - Pittsfield, Massachusetts
(Results are presented in parts per million, ppm)

Parameter	Sample ID:	OPCA-MW-7		OPCA-MW-8	
	Laboratory: Date Collected:	SGS 11/08/06	NEA 11/08/06	SGS 11/08/06	NEA 11/08/06
Furans					
2,3,7,8-TCDF		0.000000029 J	NA	ND(0.000000011)	NA
TCDFs (total)		0.000000037	NA	ND(0.000000011)	NA
1,2,3,7,8-PeCDF		0.000000071 J	NA	ND(0.000000055)	NA
2,3,4,7,8-PeCDF		0.000000027 J	NA	ND(0.000000055)	NA
PeCDFs (total)		0.00000015 Q	NA	ND(0.000000055)	NA
1,2,3,4,7,8-HxCDF		0.00000013	NA	ND(0.000000055)	NA
1,2,3,6,7,8-HxCDF		0.000000052 J	NA	ND(0.000000055)	NA
1,2,3,7,8,9-HxCDF		0.000000023 J	NA	ND(0.000000055)	NA
2,3,4,6,7,8-HxCDF		0.000000027 J	NA	ND(0.000000055)	NA
HxCDFs (total)		0.00000042	NA	ND(0.000000055)	NA
1,2,3,4,6,7,8-HpCDF		0.000000091	NA	ND(0.000000055)	NA
1,2,3,4,7,8,9-HpCDF		0.000000058	NA	ND(0.000000055)	NA
HpCDFs (total)		0.00000027	NA	ND(0.000000055)	NA
OCDF		0.00000014	NA	ND(0.000000011)	NA
Dioxins					
2,3,7,8-TCDD		ND(0.000000016)	NA	ND(0.000000012)	NA
TCDDs (total)		0.000000085 J	NA	ND(0.000000012)	NA
1,2,3,7,8-PeCDD		ND(0.000000057)	NA	ND(0.000000055)	NA
PeCDDs (total)		0.000000087 JQ	NA	ND(0.000000055)	NA
1,2,3,4,7,8-HxCDD		ND(0.000000057)	NA	ND(0.000000055)	NA
1,2,3,6,7,8-HxCDD		0.000000066 J	NA	ND(0.000000055)	NA
1,2,3,7,8,9-HxCDD		ND(0.000000057)	NA	ND(0.000000055)	NA
HxCDDs (total)		0.00000055 J	NA	ND(0.000000055)	NA
1,2,3,4,6,7,8-HpCDD		0.000000040 J	NA	ND(0.000000055)	NA
HpCDDs (total)		0.000000080	NA	ND(0.000000055)	NA
OCDD		0.00000026	NA	0.00000012 J	NA
Total TEQs (WHO TEFs)		0.000000044	NA	0.000000070	NA
Inorganics-Unfiltered					
Sulfide		ND(1.00)	NA	ND(1.00)	NA
Inorganics-Filtered					
Antimony		ND(0.0400)	NA	ND(0.0400)	NA
Arsenic		ND(0.0100) J	NA	ND(0.0100) J	NA
Barium		ND(0.500) J	NA	ND(0.500) J	NA
Beryllium		0.00363 J	NA	ND(0.0100) J	NA
Cadmium		ND(0.00500) J	NA	ND(0.00500) J	NA
Chromium		ND(0.0100)	NA	ND(0.0100)	NA
Cobalt		ND(0.0100) J	NA	ND(0.0100) J	NA
Copper		ND(0.200) J	NA	ND(0.200) J	NA
Cyanide-MADEP (PAC)		ND(0.0100)	NA	ND(0.0100)	NA
Lead		ND(0.0100) J	NA	ND(0.0100) J	NA
Mercury		ND(0.000285)	NA	ND(0.000285)	NA
Nickel		ND(0.0500) J	NA	ND(0.0500) J	NA
Selenium		ND(0.0200) J	NA	ND(0.0200) J	NA
Silver		ND(0.0100)	NA	ND(0.0100)	NA
Thallium		ND(0.0100) J	NA	0.00717 J	NA
Tin		ND(0.100)	NA	ND(0.100)	NA
Vanadium		ND(0.0500) J	NA	ND(0.0500) J	NA
Zinc		0.00700 B	NA	0.00819 B	NA

**Table A-1
Fall 2006 Groundwater Analytical Results**

**Groundwater Quality Interim Report For Fall 2006
Groundwater Management Area 4
General Electric Company - Pittsfield, Massachusetts
(Results are presented in parts per million, ppm)**

Notes:

1. Samples were collected by ARCADIS BBL, and submitted to SGS Environmental Services, Inc. and Northeast Analytical, Inc. for analysis of Appendix IX+3 constituents.
2. Samples have been validated as per Field Sampling Plan/Quality Assurance Project Plan (FSP/QAPP), General Electric Company, Pittsfield, Massachusetts, Blasland Bouck & Lee, Inc. (approved May 29, 2004 and resubmitted June 19, 2004).
3. NA - Not Analyzed .
4. ND - Analyte was not detected. The number in parentheses is the associated detection limit.
5. Total 2,3,7,8-TCDD toxicity equivalents (TEQs) were calculated using Toxicity Equivalency Factors (TEFs) derived by the World Health Organization (WHO) and published by Van den Berg et al. in Environmental Health Perspectives 106(2), December 1998.

Data Qualifiers:

Organics (volatiles, PCBs, semivolatiles, dioxin/furans)

- J - Indicates that the associated numerical value is an estimated concentration.
- R - Data was rejected due to a deficiency in the data generation process.
- Q - Indicates the presence of quantitative interferences.
- X - Estimated maximum possible concentration.

Inorganics

- B - Indicates an estimated value between the instrument detection limit (IDL) and practical quantitation limit (PQL).
- J - Indicates that the associated numerical value is an estimated concentration.

Appendix B

Historical Groundwater Data

Table B-1
OPCA Monitoring Program

Groundwater Quality Interim Report For Fall 2006
Groundwater Management Area 4
General Electric Company - Pittsfield, Massachusetts
(Results are presented in parts per million, ppm)

Sample ID: Laboratory: Date Collected:	78-1 SGS 06/14/99	78-1 SGS 05/01/01	78-1 SGS 10/11/05	78-1 SGS 04/19/06
Parameter				
Volatile Organics				
Acetone	ND(0.10)	ND(0.010)	ND(0.010)	ND(0.010)
Benzene	ND(0.0050)	ND(0.0050)	ND(0.0050)	ND(0.0050)
Carbon Disulfide	ND(0.010)	ND(0.0050)	ND(0.0050) J	ND(0.0050)
Chlorobenzene	ND(0.0050)	ND(0.0050)	ND(0.0050)	ND(0.0050)
Chloroform	ND(0.0050)	ND(0.0050)	ND(0.0050)	ND(0.0050)
Chloromethane	ND(0.010)	ND(0.0050)	ND(0.0050)	ND(0.0050)
Dibromomethane	ND(0.0050)	ND(0.0050)	ND(0.0050)	ND(0.0050)
Methylene Chloride	ND(0.0050)	ND(0.0050)	ND(0.0050)	ND(0.0050)
Tetrachloroethene	ND(0.0050)	ND(0.0020)	ND(0.0020)	ND(0.0020)
Toluene	ND(0.0050)	0.0047 J	0.0016 J	ND(0.0050)
Trichloroethene	ND(0.0050)	ND(0.0050)	ND(0.0050)	ND(0.0050)
Vinyl Chloride	ND(0.010)	ND(0.0020)	ND(0.0020)	ND(0.0020)
Total VOCs	ND(0.20)	0.0047 J	0.0016 J	ND(0.20)
PCBs-Unfiltered				
Aroclor-1221	ND(0.00010)	ND(0.000065)	NA	NA
Aroclor-1248	ND(0.00010)	ND(0.000065)	NA	NA
Aroclor-1254	ND(0.00010)	ND(0.000065)	NA	NA
Aroclor-1260	ND(0.00010)	ND(0.000065)	NA	NA
Total PCBs	ND(0.00010)	ND(0.000065)	NA	NA
PCBs-Filtered				
Aroclor-1221	NA	ND(0.000065)	ND(0.000065)	ND(0.000065)
Aroclor-1248	NA	ND(0.000065)	ND(0.000065)	ND(0.000065)
Aroclor-1254	NA	ND(0.000065)	0.000090	0.00024
Aroclor-1260	NA	ND(0.000065)	ND(0.000065)	ND(0.000065)
Total PCBs	NA	ND(0.000065)	0.000090	0.00024
Semivolatile Organics				
1,2,4-Trichlorobenzene	ND(0.010)	ND(0.010)	ND(0.010)	ND(0.010) J
2,4-Dimethylphenol	ND(0.010)	ND(0.010)	ND(0.010)	ND(0.010) J
3,3'-Dichlorobenzidine	ND(0.050)	ND(0.020)	ND(0.020)	ND(0.020) J
Acenaphthene	ND(0.010)	ND(0.010)	ND(0.010)	ND(0.010) J
bis(2-Ethylhexyl)phthalate	ND(0.010)	ND(0.0060)	ND(0.0060)	ND(0.0060) J
Dibenzofuran	ND(0.010)	ND(0.010)	ND(0.010)	ND(0.010) J
Naphthalene	ND(0.010)	ND(0.010)	ND(0.010)	ND(0.010) J
Phenol	ND(0.010)	ND(0.010) J	ND(0.010)	ND(0.010) J
Organochlorine Pesticides				
None Detected	NA	NA	NA	NA
Organophosphate Pesticides				
None Detected	NA	NA	NA	NA
Herbicides				
None Detected	NA	NA	NA	NA
Furans				
2,3,7,8-TCDF	ND(0.0000000060)	ND(0.000000011)	0.000000035 J	ND(0.000000047)
TCDFs (total)	ND(0.0000000060)	ND(0.000000010) X	0.000000035 J	ND(0.000000010)
1,2,3,7,8-PeCDF	ND(0.0000000021)	ND(0.000000013) XB	ND(0.000000048)	ND(0.000000080)
2,3,4,7,8-PeCDF	ND(0.0000000020)	ND(0.000000012)	ND(0.000000048)	ND(0.000000078)
PeCDFs (total)	ND(0.0000000021)	ND(0.000000024)	ND(0.000000048)	ND(0.000000079)
1,2,3,4,7,8-HxCDF	ND(0.0000000060)	ND(0.000000021)	ND(0.000000048)	ND(0.000000011)
1,2,3,6,7,8-HxCDF	ND(0.0000000062)	ND(0.0000000080)	ND(0.000000048)	ND(0.000000099)
1,2,3,7,8,9-HxCDF	ND(0.0000000059)	ND(0.0000000090)	ND(0.000000048)	ND(0.000000013)
2,3,4,6,7,8-HxCDF	ND(0.0000000064)	ND(0.0000000080)	ND(0.000000048)	ND(0.000000011)
HxCDFs (total)	ND(0.0000000064)	ND(0.000000044)	ND(0.000000048)	ND(0.000000011)
1,2,3,4,6,7,8-HpCDF	ND(0.000000011)	ND(0.000000013)	ND(0.000000048)	ND(0.000000066)
1,2,3,4,7,8,9-HpCDF	ND(0.000000011)	ND(0.000000017)	ND(0.000000048)	ND(0.000000085)
HpCDFs (total)	ND(0.000000011)	ND(0.000000015)	ND(0.000000048)	ND(0.000000016)
OCDF	ND(0.000000011)	ND(0.000000032)	ND(0.000000096)	ND(0.000000020)

Table B-1
OPCA Monitoring Program

Groundwater Quality Interim Report For Fall 2006
Groundwater Management Area 4
General Electric Company - Pittsfield, Massachusetts
(Results are presented in parts per million, ppm)

Parameter	Sample ID:	78-1	78-1	78-1	78-1
	Laboratory: Date Collected:	SGS 06/14/99	SGS 05/01/01	SGS 10/11/05	SGS 04/19/06
Dioxins					
2,3,7,8-TCDD		ND(0.0000000090)	ND(0.0000000014)	ND(0.0000000026)	ND(0.0000000056)
TCDDs (total)		ND(0.0000000090)	ND(0.0000000014)	ND(0.0000000026)	ND(0.0000000012)
1,2,3,7,8-PeCDD		ND(0.0000000071)	ND(0.0000000016)	ND(0.0000000048)	ND(0.0000000012)
PeCDDs (total)		ND(0.0000000071)	ND(0.0000000016)	ND(0.0000000048)	ND(0.0000000012)
1,2,3,4,7,8-HxCDD		ND(0.0000000069)	ND(0.0000000014)	ND(0.0000000048)	ND(0.0000000079)
1,2,3,6,7,8-HxCDD		ND(0.0000000086)	ND(0.0000000014)	ND(0.0000000048)	ND(0.0000000073)
1,2,3,7,8,9-HxCDD		ND(0.0000000077)	ND(0.0000000013)	ND(0.0000000048)	ND(0.0000000080)
HxCDDs (total)		ND(0.0000000086)	ND(0.0000000012) X	ND(0.0000000048)	ND(0.0000000025)
1,2,3,4,6,7,8-HpCDD		ND(0.0000000013)	ND(0.0000000026)	ND(0.0000000048)	ND(0.0000000096)
HpCDDs (total)		ND(0.0000000013)	ND(0.0000000026)	ND(0.0000000048)	ND(0.0000000026)
OCDD		ND(0.0000000017)	ND(0.0000000038) XB	ND(0.0000000022)	ND(0.0000000033)
Total TEQs (WHO TEFs)		0.0000000071	0.0000000024	0.0000000071	0.0000000015
Inorganics-Unfiltered					
Antimony		ND(0.0600)	ND(0.0600)	NA	NA
Arsenic		ND(0.00600)	ND(0.0100)	NA	NA
Barium		0.0250	0.0330 B	NA	NA
Beryllium		ND(0.00600)	ND(0.00100)	NA	NA
Cadmium		ND(0.00600)	ND(0.00500)	NA	NA
Chromium		ND(0.0130)	ND(0.0100)	NA	NA
Cobalt		ND(0.0600)	ND(0.0500)	NA	NA
Copper		ND(0.0330)	0.00550 J	NA	NA
Cyanide		ND(0.0200)	ND(0.0100)	NA	NA
Lead		ND(0.130) J	ND(0.00500)	NA	NA
Mercury		ND(0.000500)	ND(0.000200)	NA	NA
Nickel		ND(0.0600)	ND(0.0400)	NA	NA
Selenium		ND(0.00600) J	ND(0.00500) J	NA	NA
Silver		ND(0.0130)	ND(0.00500)	NA	NA
Sulfide		ND(5.00)	ND(5.00)	ND(5.00)	5.60 B
Thallium		ND(0.0130)	ND(0.0100) J	NA	NA
Vanadium		ND(0.0600)	ND(0.0500)	NA	NA
Zinc		0.0290	0.0200	NA	NA
Inorganics-Filtered					
Antimony		NA	ND(0.0600)	ND(0.0600)	ND(0.0600)
Arsenic		NA	ND(0.0100)	ND(0.0100)	ND(0.0100)
Barium		NA	0.0260 J	0.0220 B	0.0330 B
Beryllium		NA	ND(0.00100)	ND(0.00100)	ND(0.00100)
Cadmium		NA	ND(0.00500)	0.00110 B	ND(0.00500)
Chromium		NA	ND(0.0100)	ND(0.01)	0.000710 B
Cobalt		NA	ND(0.0500)	0.00110 B	ND(0.0500)
Copper		NA	0.00420 J	0.00240 B	0.00220 B
Cyanide		NA	NA	ND(0.0100)	NA
Cyanide-MADEP (PAC)		NA	NA	NA	ND(0.0100)
Lead		NA	ND(0.00500)	ND(0.00300)	ND(0.00500)
Mercury		NA	ND(0.000200)	ND(0.000200)	ND(0.000200)
Nickel		NA	ND(0.0400)	0.00240 B	ND(0.0400)
Selenium		NA	ND(0.00500) J	ND(0.00500)	ND(0.00500)
Silver		NA	ND(0.00500)	ND(0.00500)	ND(0.00500)
Thallium		NA	ND(0.0100) J	ND(0.0100)	ND(0.0100) J
Vanadium		NA	ND(0.0500)	ND(0.0500)	ND(0.0500)
Zinc		NA	0.0160 B	ND(0.02)	0.00310 B

Table B-1
OPCA Monitoring Program

Groundwater Quality Interim Report For Fall 2006
Groundwater Management Area 4
General Electric Company - Pittsfield, Massachusetts
(Results are presented in parts per million, ppm)

Parameter	Sample ID: Laboratory: Date Collected:	78-1		78-1		78-6
		SGS 09/28/06	NEA 09/28/06	SGS 11/07/06	NEA 11/07/06	SGS 06/16/99
Volatile Organics						
Acetone		NA	NA	ND(0.0050) J	NA	ND(0.10)
Benzene		NA	NA	ND(0.0010)	NA	ND(0.0050)
Carbon Disulfide		NA	NA	ND(0.0010)	NA	ND(0.010)
Chlorobenzene		NA	NA	ND(0.0010)	NA	ND(0.0050)
Chloroform		NA	NA	ND(0.0010)	NA	ND(0.0050)
Chloromethane		NA	NA	ND(0.0010)	NA	ND(0.010)
Dibromomethane		NA	NA	ND(0.0010)	NA	ND(0.0050)
Methylene Chloride		NA	NA	ND(0.0050)	NA	ND(0.0050)
Tetrachloroethene		NA	NA	ND(0.0010)	NA	ND(0.0050)
Toluene		NA	NA	0.00074 J	NA	ND(0.0050)
Trichloroethene		NA	NA	ND(0.0010)	NA	ND(0.0050)
Vinyl Chloride		NA	NA	ND(0.0010)	NA	ND(0.010)
Total VOCs		NA	NA	0.00074 J	NA	ND(0.20)
PCBs-Unfiltered						
Aroclor-1221		NA	NA	NA	NA	ND(0.000050)
Aroclor-1248		NA	NA	NA	NA	ND(0.000050)
Aroclor-1254		NA	NA	NA	NA	ND(0.000050)
Aroclor-1260		NA	NA	NA	NA	ND(0.000050)
Total PCBs		NA	NA	NA	NA	ND(0.000050)
PCBs-Filtered						
Aroclor-1221		ND(0.000062) J	ND(0.000022)	ND(0.00011)	ND(0.000022)	NA
Aroclor-1248		ND(0.000062) J	ND(0.000022)	ND(0.00011)	ND(0.000022)	NA
Aroclor-1254		ND(0.000062) J	0.000022	ND(0.00011)	0.000023	NA
Aroclor-1260		ND(0.000062) J	ND(0.000022)	ND(0.00011)	ND(0.000022)	NA
Total PCBs		ND(0.000062) J	0.000022	ND(0.00011)	0.000023	NA
Semivolatile Organics						
1,2,4-Trichlorobenzene		NA	NA	ND(0.010)	NA	ND(0.010)
2,4-Dimethylphenol		NA	NA	ND(0.010) J	NA	ND(0.010)
3,3'-Dichlorobenzidine		NA	NA	ND(0.020) J	NA	ND(0.050)
Acenaphthene		NA	NA	ND(0.010)	NA	ND(0.010)
bis(2-Ethylhexyl)phthalate		NA	NA	ND(0.010)	NA	ND(0.010)
Dibenzofuran		NA	NA	ND(0.010)	NA	ND(0.010)
Naphthalene		NA	NA	ND(0.010) J	NA	ND(0.010)
Phenol		NA	NA	ND(0.010)	NA	ND(0.010)
Organochlorine Pesticides						
None Detected		NA	NA	NA	NA	NA
Organophosphate Pesticides						
None Detected		NA	NA	NA	NA	NA
Herbicides						
None Detected		NA	NA	NA	NA	NA
Furans						
2,3,7,8-TCDF		NA	NA	ND(0.000000011)	NA	ND(0.000000032)
TCDFs (total)		NA	NA	ND(0.000000011)	NA	ND(0.000000032)
1,2,3,7,8-PeCDF		NA	NA	ND(0.000000053)	NA	ND(0.000000079)
2,3,4,7,8-PeCDF		NA	NA	ND(0.000000053)	NA	ND(0.000000083)
PeCDFs (total)		NA	NA	ND(0.000000053)	NA	ND(0.000000083)
1,2,3,4,7,8-HxCDF		NA	NA	ND(0.000000053)	NA	ND(0.000000042)
1,2,3,6,7,8-HxCDF		NA	NA	ND(0.000000053)	NA	ND(0.000000043)
1,2,3,7,8,9-HxCDF		NA	NA	ND(0.000000053)	NA	ND(0.000000051)
2,3,4,6,7,8-HxCDF		NA	NA	ND(0.000000053)	NA	ND(0.000000044)
HxCDFs (total)		NA	NA	ND(0.000000053)	NA	ND(0.000000051)
1,2,3,4,6,7,8-HpCDF		NA	NA	ND(0.000000053)	NA	ND(0.000000029)
1,2,3,4,7,8,9-HpCDF		NA	NA	ND(0.000000053)	NA	ND(0.000000029)
HpCDFs (total)		NA	NA	ND(0.000000053)	NA	ND(0.000000029)
OCDF		NA	NA	ND(0.000000011)	NA	ND(0.000000017)

Table B-1
OPCA Monitoring Program

Groundwater Quality Interim Report For Fall 2006
Groundwater Management Area 4
General Electric Company - Pittsfield, Massachusetts
(Results are presented in parts per million, ppm)

Parameter	Sample ID: Laboratory: Date Collected:	78-1		78-1		78-6
		SGS 09/28/06	NEA 09/28/06	SGS 11/07/06	NEA 11/07/06	SGS 06/16/99
Dioxins						
2,3,7,8-TCDD		NA	NA	ND(0.000000014)	NA	ND(0.000000035)
TCDDs (total)		NA	NA	ND(0.000000014)	NA	ND(0.000000035)
1,2,3,7,8-PeCDD		NA	NA	ND(0.000000053)	NA	ND(0.000000034)
PeCDDs (total)		NA	NA	ND(0.000000053)	NA	ND(0.000000034)
1,2,3,4,7,8-HxCDD		NA	NA	ND(0.000000053)	NA	ND(0.000000014)
1,2,3,6,7,8-HxCDD		NA	NA	ND(0.000000053)	NA	ND(0.000000017)
1,2,3,7,8,9-HxCDD		NA	NA	ND(0.000000053)	NA	ND(0.000000015)
HxCDDs (total)		NA	NA	ND(0.000000053)	NA	ND(0.000000017)
1,2,3,4,6,7,8-HpCDD		NA	NA	ND(0.000000053)	NA	ND(0.000000029)
HpCDDs (total)		NA	NA	0.000000088 J	NA	ND(0.000000029)
OCDD		NA	NA	ND(0.000000019)	NA	ND(0.000000020)
Total TEQs (WHO TEFs)		NA	NA	0.000000069	NA	0.000000025
Inorganics-Unfiltered						
Antimony		NA	NA	NA	NA	ND(0.0600)
Arsenic		NA	NA	NA	NA	0.0320
Barium		NA	NA	NA	NA	0.0830
Beryllium		NA	NA	NA	NA	ND(0.00600)
Cadmium		NA	NA	NA	NA	ND(0.00600) J
Chromium		NA	NA	NA	NA	ND(0.0130)
Cobalt		NA	NA	NA	NA	ND(0.0600)
Copper		NA	NA	NA	NA	ND(0.0330)
Cyanide		NA	NA	NA	NA	ND(0.0200)
Lead		NA	NA	NA	NA	ND(0.130) J
Mercury		NA	NA	NA	NA	ND(0.000500)
Nickel		NA	NA	NA	NA	ND(0.0600)
Selenium		NA	NA	NA	NA	ND(0.00600)
Silver		NA	NA	NA	NA	ND(0.0130)
Sulfide		NA	NA	ND(1.00)	NA	ND(5.00)
Thallium		NA	NA	NA	NA	ND(0.0130)
Vanadium		NA	NA	NA	NA	ND(0.0600)
Zinc		NA	NA	NA	NA	0.0330
Inorganics-Filtered						
Antimony		NA	NA	ND(0.0400) J	NA	NA
Arsenic		NA	NA	ND(0.0100) J	NA	NA
Barium		NA	NA	ND(0.500) J	NA	NA
Beryllium		NA	NA	0.000970 J	NA	NA
Cadmium		NA	NA	ND(0.00500)	NA	NA
Chromium		NA	NA	ND(0.0100)	NA	NA
Cobalt		NA	NA	ND(0.0100) J	NA	NA
Copper		NA	NA	ND(0.0100)	NA	NA
Cyanide		NA	NA	NA	NA	NA
Cyanide-MADEP (PAC)		NA	NA	ND(0.0100)	NA	NA
Lead		NA	NA	ND(0.0100) J	NA	NA
Mercury		NA	NA	0.0000403 B	NA	NA
Nickel		NA	NA	ND(0.0500) J	NA	NA
Selenium		NA	NA	ND(0.0200) J	NA	NA
Silver		NA	NA	ND(0.0100)	NA	NA
Thallium		NA	NA	ND(0.0100) J	NA	NA
Vanadium		NA	NA	ND(0.0500) J	NA	NA
Zinc		NA	NA	0.00461 B	NA	NA

Table B-1
OPCA Monitoring Program

Groundwater Quality Interim Report For Fall 2006
Groundwater Management Area 4
General Electric Company - Pittsfield, Massachusetts
(Results are presented in parts per million, ppm)

Parameter	Sample ID: Laboratory: Date Collected:	78-6 SGS 05/03/01	78-6 SGS 10/11/05	78-6 SGS 04/19/06	78-6 SGS 09/28/06
	Volatile Organics				
Acetone		ND(0.010)	ND(0.010)	ND(0.010)	NA
Benzene		ND(0.0050)	ND(0.0050)	ND(0.0050)	NA
Carbon Disulfide		ND(0.0050)	ND(0.0050) J	ND(0.0050)	NA
Chlorobenzene		ND(0.0050)	ND(0.0050)	ND(0.0050)	NA
Chloroform		ND(0.0050)	ND(0.0050)	ND(0.0050)	NA
Chloromethane		ND(0.0050)	ND(0.0050)	ND(0.0050)	NA
Dibromomethane		ND(0.0050)	0.0011 J	ND(0.0050)	NA
Methylene Chloride		ND(0.0050)	ND(0.0050)	ND(0.0050)	NA
Tetrachloroethene		ND(0.0020)	ND(0.0020)	ND(0.0020)	NA
Toluene		ND(0.0050)	ND(0.0050)	ND(0.0050)	NA
Trichloroethene		ND(0.0050)	ND(0.0050)	ND(0.0050)	NA
Vinyl Chloride		ND(0.0020)	ND(0.0020)	ND(0.0020)	NA
Total VOCs		ND(0.20)	0.0011 J	ND(0.20)	NA
PCBs-Unfiltered					
Aroclor-1221		ND(0.000065)	NA	NA	NA
Aroclor-1248		ND(0.000065)	NA	NA	NA
Aroclor-1254		ND(0.000065)	NA	NA	NA
Aroclor-1260		ND(0.000065)	NA	NA	NA
Total PCBs		ND(0.000065)	NA	NA	NA
PCBs-Filtered					
Aroclor-1221		ND(0.000065)	ND(0.000065)	ND(0.000065)	ND(0.000062) J [ND(0.000062) J]
Aroclor-1248		ND(0.000065)	ND(0.000065)	ND(0.000065)	ND(0.000062) J [ND(0.000062) J]
Aroclor-1254		ND(0.000065)	0.000065 J	0.00079	ND(0.000062) J [ND(0.000062) J]
Aroclor-1260		ND(0.000065)	ND(0.000065)	ND(0.000065)	ND(0.000062) J [ND(0.000062) J]
Total PCBs		ND(0.000065)	0.000065 J	0.00079	ND(0.000062) J [ND(0.000062) J]
Semivolatile Organics					
1,2,4-Trichlorobenzene		ND(0.010)	ND(0.010)	ND(0.010) J	NA
2,4-Dimethylphenol		ND(0.010)	ND(0.010)	ND(0.010) J	NA
3,3'-Dichlorobenzidine		ND(0.020)	ND(0.020)	ND(0.020) J	NA
Acenaphthene		ND(0.010)	ND(0.010)	ND(0.010) J	NA
bis(2-Ethylhexyl)phthalate		ND(0.0060)	ND(0.0060)	ND(0.0060) J	NA
Dibenzofuran		ND(0.010)	ND(0.010)	ND(0.010) J	NA
Naphthalene		ND(0.010)	ND(0.010)	ND(0.010) J	NA
Phenol		ND(0.010)	ND(0.010)	ND(0.010) J	NA
Organochlorine Pesticides					
None Detected		NA	NA	NA	NA
Organophosphate Pesticides					
None Detected		NA	NA	NA	NA
Herbicides					
None Detected		NA	NA	NA	NA
Furans					
2,3,7,8-TCDF		ND(0.0000000085) XB	0.000000026 J	ND(0.000000049)	NA
TCDFs (total)		ND(0.000000020)	0.000000026 J	ND(0.000000010)	NA
1,2,3,7,8-PeCDF		ND(0.0000000030)	ND(0.000000049)	ND(0.000000063)	NA
2,3,4,7,8-PeCDF		ND(0.0000000066)	ND(0.000000049)	ND(0.000000062)	NA
PeCDFs (total)		ND(0.000000017)	ND(0.000000049)	ND(0.000000063)	NA
1,2,3,4,7,8-HxCDF		ND(0.0000000083) XB	ND(0.000000049)	ND(0.000000013)	NA
1,2,3,6,7,8-HxCDF		ND(0.0000000030)	ND(0.000000049)	ND(0.000000011)	NA
1,2,3,7,8,9-HxCDF		ND(0.0000000030)	ND(0.000000049)	ND(0.000000015)	NA
2,3,4,6,7,8-HxCDF		ND(0.0000000030)	ND(0.000000049)	ND(0.000000013)	NA
HxCDFs (total)		ND(0.0000000083) X	ND(0.000000049)	ND(0.000000013)	NA
1,2,3,4,6,7,8-HpCDF		ND(0.0000000050)	ND(0.000000049)	ND(0.000000061)	NA
1,2,3,4,7,8,9-HpCDF		ND(0.0000000060)	ND(0.000000049)	ND(0.000000079)	NA
HpCDFs (total)		ND(0.0000000050)	ND(0.000000049)	ND(0.000000015)	NA
OCDF		ND(0.0000000090)	ND(0.000000098)	ND(0.000000022)	NA

Table B-1
OPCA Monitoring Program

Groundwater Quality Interim Report For Fall 2006
Groundwater Management Area 4
General Electric Company - Pittsfield, Massachusetts
(Results are presented in parts per million, ppm)

Parameter	Sample ID:	78-6	78-6	78-6	78-6
	Laboratory: Date Collected:	SGS 05/03/01	SGS 10/11/05	SGS 04/19/06	SGS 09/28/06
Dioxins					
2,3,7,8-TCDD		ND(0.0000000040)	ND(0.0000000022)	ND(0.0000000059)	NA
TCDDs (total)		ND(0.0000000010) X	ND(0.0000000034)	ND(0.000000013)	NA
1,2,3,7,8-PeCDD		ND(0.0000000040)	ND(0.0000000049)	ND(0.000000010)	NA
PeCDDs (total)		ND(0.0000000019) X	ND(0.0000000049)	ND(0.000000010)	NA
1,2,3,4,7,8-HxCDD		ND(0.0000000060)	ND(0.0000000049)	ND(0.0000000092)	NA
1,2,3,6,7,8-HxCDD		ND(0.0000000060)	ND(0.0000000049)	ND(0.0000000085)	NA
1,2,3,7,8,9-HxCDD		ND(0.0000000050)	ND(0.0000000049)	ND(0.0000000093)	NA
HxCDDs (total)		ND(0.0000000060) X	ND(0.0000000049)	ND(0.000000024)	NA
1,2,3,4,6,7,8-HpCDD		ND(0.0000000080)	ND(0.0000000049)	ND(0.000000012)	NA
HpCDDs (total)		ND(0.0000000080)	ND(0.0000000049)	ND(0.000000026)	NA
OCDD		ND(0.0000000079)	ND(0.000000013)	ND(0.000000030)	NA
Total TEQs (WHO TEFs)		0.0000000080	0.0000000069	0.000000014	NA
Inorganics-Unfiltered					
Antimony		0.00250 J	NA	NA	NA
Arsenic		0.0160	NA	NA	NA
Barium		0.0960 B	NA	NA	NA
Beryllium		ND(0.00100)	NA	NA	NA
Cadmium		ND(0.00500)	NA	NA	NA
Chromium		0.00250 B	NA	NA	NA
Cobalt		0.00480 B	NA	NA	NA
Copper		ND(0.0100) J	NA	NA	NA
Cyanide		ND(0.0100)	NA	NA	NA
Lead		ND(0.00500) J	NA	NA	NA
Mercury		ND(0.000200)	NA	NA	NA
Nickel		ND(0.0400)	NA	NA	NA
Selenium		0.00490 B	NA	NA	NA
Silver		0.0110 J	NA	NA	NA
Sulfide		ND(5.00)	ND(5.00)	8.80	NA
Thallium		ND(0.0100)	NA	NA	NA
Vanadium		ND(0.0500)	NA	NA	NA
Zinc		0.0110 B	NA	NA	NA
Inorganics-Filtered					
Antimony		0.00370 J	ND(0.0600)	ND(0.0600)	NA
Arsenic		ND(0.0100)	0.00540 B	ND(0.0100)	NA
Barium		0.0450 B	0.0890 B	0.0620 B	NA
Beryllium		ND(0.00100)	ND(0.00100)	ND(0.00100)	NA
Cadmium		ND(0.00500)	ND(0.00500)	ND(0.00500)	NA
Chromium		0.00370 B	ND(0.01)	ND(0.0100)	NA
Cobalt		0.00370 B	0.00240 B	0.00220 B	NA
Copper		ND(0.0250)	ND(0.0250)	ND(0.0250)	NA
Cyanide		NA	0.0110	NA	NA
Cyanide-MADEP (PAC)		NA	NA	0.00230 B	NA
Lead		ND(0.00500) J	ND(0.00300)	ND(0.00500)	NA
Mercury		ND(0.000200)	ND(0.000200)	ND(0.000200)	NA
Nickel		ND(0.0400)	ND(0.0400)	ND(0.0400)	NA
Selenium		ND(0.00500)	ND(0.00500)	ND(0.00500)	NA
Silver		ND(0.0100)	ND(0.00500)	ND(0.00500)	NA
Thallium		ND(0.0100) J	ND(0.0100)	ND(0.0100) J	NA
Vanadium		ND(0.0500)	ND(0.0500)	ND(0.0500)	NA
Zinc		0.0180 J	ND(0.0200)	ND(0.0200)	NA

**Table B-1
OPCA Monitoring Program**

**Groundwater Quality Interim Report For Fall 2006
Groundwater Management Area 4
General Electric Company - Pittsfield, Massachusetts
(Results are presented in parts per million, ppm)**

Parameter	Sample ID:	78-6	
	Laboratory:	NEA	SGS
Date Collected:		09/28/06	11/07/06
Volatile Organics			
Acetone		NA	ND(0.0050) J
Benzene		NA	ND(0.0010)
Carbon Disulfide		NA	ND(0.0010)
Chlorobenzene		NA	ND(0.0010)
Chloroform		NA	ND(0.0010)
Chloromethane		NA	ND(0.0010)
Dibromomethane		NA	ND(0.0010)
Methylene Chloride		NA	ND(0.0050)
Tetrachloroethene		NA	ND(0.0010)
Toluene		NA	0.0019
Trichloroethene		NA	ND(0.0010)
Vinyl Chloride		NA	ND(0.0010)
Total VOCs		NA	0.0019
PCBs-Unfiltered			
Aroclor-1221		NA	NA
Aroclor-1248		NA	NA
Aroclor-1254		NA	NA
Aroclor-1260		NA	NA
Total PCBs		NA	NA
PCBs-Filtered			
Aroclor-1221		ND(0.000022) [ND(0.000022)]	ND(0.00011)
Aroclor-1248		ND(0.000022) [ND(0.000022)]	ND(0.00011)
Aroclor-1254		ND(0.000022) [ND(0.000022)]	ND(0.00011)
Aroclor-1260		ND(0.000022) [ND(0.000022)]	ND(0.00011)
Total PCBs		ND(0.000022) [ND(0.000022)]	ND(0.00011)
Semivolatile Organics			
1,2,4-Trichlorobenzene		NA	ND(0.011)
2,4-Dimethylphenol		NA	ND(0.011) J
3,3'-Dichlorobenzidine		NA	ND(0.022) J
Acenaphthene		NA	ND(0.011)
bis(2-Ethylhexyl)phthalate		NA	ND(0.011)
Dibenzofuran		NA	ND(0.011)
Naphthalene		NA	ND(0.011) J
Phenol		NA	ND(0.011)
Organochlorine Pesticides			
None Detected		NA	NA
Organophosphate Pesticides			
None Detected		NA	NA
Herbicides			
None Detected		NA	NA
Furans			
2,3,7,8-TCDF		NA	0.000000012 J
TCDFs (total)		NA	0.000000012 J
1,2,3,7,8-PeCDF		NA	ND(0.000000054)
2,3,4,7,8-PeCDF		NA	ND(0.000000054)
PeCDFs (total)		NA	ND(0.000000054)
1,2,3,4,7,8-HxCDF		NA	ND(0.000000054)
1,2,3,6,7,8-HxCDF		NA	ND(0.000000054)
1,2,3,7,8,9-HxCDF		NA	ND(0.000000054)
2,3,4,6,7,8-HxCDF		NA	ND(0.000000054)
HxCDFs (total)		NA	ND(0.000000054)
1,2,3,4,6,7,8-HpCDF		NA	ND(0.000000054)
1,2,3,4,7,8,9-HpCDF		NA	ND(0.000000054)
HpCDFs (total)		NA	ND(0.000000054)
OCDF		NA	ND(0.00000011)

Table B-1
OPCA Monitoring Program

Groundwater Quality Interim Report For Fall 2006
Groundwater Management Area 4
General Electric Company - Pittsfield, Massachusetts
(Results are presented in parts per million, ppm)

Parameter	Sample ID:	78-6	
	Laboratory:	NEA	SGS
Date Collected:		09/28/06	11/07/06
Dioxins			
2,3,7,8-TCDD		NA	ND(0.000000014)
TCDDs (total)		NA	ND(0.000000014)
1,2,3,7,8-PeCDD		NA	ND(0.000000054)
PeCDDs (total)		NA	ND(0.000000054)
1,2,3,4,7,8-HxCDD		NA	ND(0.000000054)
1,2,3,6,7,8-HxCDD		NA	ND(0.000000054)
1,2,3,7,8,9-HxCDD		NA	ND(0.000000054)
HxCDDs (total)		NA	ND(0.000000054)
1,2,3,4,6,7,8-HpCDD		NA	ND(0.000000054)
HpCDDs (total)		NA	ND(0.000000054)
OCDD		NA	ND(0.00000029)
Total TEQs (WHO TEFs)		NA	0.000000070
Inorganics-Unfiltered			
Antimony		NA	NA
Arsenic		NA	NA
Barium		NA	NA
Beryllium		NA	NA
Cadmium		NA	NA
Chromium		NA	NA
Cobalt		NA	NA
Copper		NA	NA
Cyanide		NA	NA
Lead		NA	NA
Mercury		NA	NA
Nickel		NA	NA
Selenium		NA	NA
Silver		NA	NA
Sulfide		NA	ND(1.00)
Thallium		NA	NA
Vanadium		NA	NA
Zinc		NA	NA
Inorganics-Filtered			
Antimony		NA	ND(0.0400) J
Arsenic		NA	ND(0.0100) J
Barium		NA	ND(0.500) J
Beryllium		NA	0.00135 J
Cadmium		NA	ND(0.00500)
Chromium		NA	ND(0.0100)
Cobalt		NA	ND(0.0100) J
Copper		NA	ND(0.200)
Cyanide		NA	NA
Cyanide-MADEP (PAC)		NA	ND(0.0100)
Lead		NA	ND(0.0100) J
Mercury		NA	0.0000429 B
Nickel		NA	ND(0.0500) J
Selenium		NA	ND(0.0200) J
Silver		NA	ND(0.0100)
Thallium		NA	0.00611 J
Vanadium		NA	ND(0.0500) J
Zinc		NA	0.00393 B

Table B-1
OPCA Monitoring Program

Groundwater Quality Interim Report For Fall 2006
Groundwater Management Area 4
General Electric Company - Pittsfield, Massachusetts
(Results are presented in parts per million, ppm)

Parameter	Sample ID:	GMA4-6		GMA4-6		H78B-15
	Laboratory: Date Collected:	SGS 10/02/06	NEA 10/02/06	SGS 11/07/06	NEA 11/07/06	SGS 06/16/99
Volatile Organics						
Acetone		NA	NA	ND(0.0050) J	NA	ND(0.10)
Benzene		NA	NA	ND(0.0010)	NA	ND(0.0050)
Carbon Disulfide		NA	NA	ND(0.0010)	NA	ND(0.010)
Chlorobenzene		NA	NA	ND(0.0010)	NA	ND(0.0050)
Chloroform		NA	NA	ND(0.0010)	NA	ND(0.0050)
Chloromethane		NA	NA	ND(0.0010)	NA	ND(0.010)
Dibromomethane		NA	NA	ND(0.0010)	NA	ND(0.0050)
Methylene Chloride		NA	NA	ND(0.0050)	NA	ND(0.0050)
Tetrachloroethene		NA	NA	ND(0.0010)	NA	ND(0.0050)
Toluene		NA	NA	0.00032 J	NA	ND(0.0050)
Trichloroethene		NA	NA	ND(0.0010)	NA	ND(0.0050)
Vinyl Chloride		NA	NA	ND(0.0010)	NA	ND(0.010)
Total VOCs		NA	NA	0.00032 J	NA	ND(0.20)
PCBs-Unfiltered						
Aroclor-1221		NA	NA	NA	NA	ND(0.000050)
Aroclor-1248		NA	NA	NA	NA	ND(0.000050)
Aroclor-1254		NA	NA	NA	NA	0.000035 J
Aroclor-1260		NA	NA	NA	NA	ND(0.000050)
Total PCBs		NA	NA	NA	NA	0.000035 J
PCBs-Filtered						
Aroclor-1221		ND(0.00010)	ND(0.000022)	ND(0.00010)	ND(0.000022)	NA
Aroclor-1248		ND(0.00010) J	ND(0.000022)	ND(0.00010)	ND(0.000022)	NA
Aroclor-1254		ND(0.00010)	ND(0.000022)	ND(0.00010)	ND(0.000022)	NA
Aroclor-1260		ND(0.00010)	ND(0.000022)	ND(0.00010)	ND(0.000022)	NA
Total PCBs		ND(0.00010) J	ND(0.000022)	ND(0.00010)	ND(0.000022)	NA
Semivolatile Organics						
1,2,4-Trichlorobenzene		NA	NA	ND(0.010)	NA	ND(0.010)
2,4-Dimethylphenol		NA	NA	ND(0.010) J	NA	ND(0.010)
3,3'-Dichlorobenzidine		NA	NA	ND(0.020) J	NA	ND(0.050)
Acenaphthene		NA	NA	ND(0.010)	NA	ND(0.010)
bis(2-Ethylhexyl)phthalate		NA	NA	ND(0.010)	NA	ND(0.010)
Dibenzofuran		NA	NA	ND(0.010)	NA	ND(0.010)
Naphthalene		NA	NA	ND(0.010) J	NA	ND(0.010)
Phenol		NA	NA	ND(0.010)	NA	ND(0.010)
Organochlorine Pesticides						
None Detected		NA	NA	NA	NA	NA
Organophosphate Pesticides						
None Detected		NA	NA	NA	NA	NA
Herbicides						
None Detected		NA	NA	NA	NA	NA
Furans						
2,3,7,8-TCDF		NA	NA	0.000000015 J	NA	ND(0.000000015)
TCDFs (total)		NA	NA	0.000000015 J	NA	ND(0.000000015)
1,2,3,7,8-PeCDF		NA	NA	0.000000065 J	NA	ND(0.000000036)
2,3,4,7,8-PeCDF		NA	NA	0.000000052 J	NA	ND(0.000000034)
PeCDFs (total)		NA	NA	0.00000012 J	NA	ND(0.000000036)
1,2,3,4,7,8-HxCDF		NA	NA	ND(0.000000052)	NA	ND(0.000000017)
1,2,3,6,7,8-HxCDF		NA	NA	ND(0.000000052)	NA	ND(0.000000017)
1,2,3,7,8,9-HxCDF		NA	NA	ND(0.000000052)	NA	ND(0.000000023)
2,3,4,6,7,8-HxCDF		NA	NA	ND(0.000000052)	NA	ND(0.000000018)
HxCDFs (total)		NA	NA	ND(0.000000052)	NA	ND(0.000000023)
1,2,3,4,6,7,8-HpCDF		NA	NA	ND(0.000000052)	NA	ND(0.000000032)
1,2,3,4,7,8,9-HpCDF		NA	NA	ND(0.000000052)	NA	ND(0.000000015)
HpCDFs (total)		NA	NA	ND(0.000000052)	NA	ND(0.000000032)
OCDF		NA	NA	ND(0.000000010)	NA	ND(0.000000076)

Table B-1
OPCA Monitoring Program

Groundwater Quality Interim Report For Fall 2006
Groundwater Management Area 4
General Electric Company - Pittsfield, Massachusetts
(Results are presented in parts per million, ppm)

Parameter	Sample ID:	GMA4-6		GMA4-6		H78B-15
	Laboratory: Date Collected:	SGS 10/02/06	NEA 10/02/06	SGS 11/07/06	NEA 11/07/06	SGS 06/16/99
Dioxins						
2,3,7,8-TCDD		NA	NA	ND(0.000000014) X	NA	ND(0.0000000035)
TCDDs (total)		NA	NA	ND(0.0000000013)	NA	ND(0.0000000035)
1,2,3,7,8-PeCDD		NA	NA	ND(0.0000000052)	NA	ND(0.0000000071)
PeCDDs (total)		NA	NA	ND(0.0000000052)	NA	ND(0.0000000071)
1,2,3,4,7,8-HxCDD		NA	NA	ND(0.0000000052)	NA	ND(0.0000000056)
1,2,3,6,7,8-HxCDD		NA	NA	ND(0.0000000052)	NA	ND(0.0000000070)
1,2,3,7,8,9-HxCDD		NA	NA	ND(0.0000000052)	NA	ND(0.0000000062)
HxCDDs (total)		NA	NA	ND(0.0000000052)	NA	ND(0.0000000070)
1,2,3,4,6,7,8-HpCDD		NA	NA	ND(0.0000000052)	NA	ND(0.000000011)
HpCDDs (total)		NA	NA	ND(0.0000000052)	NA	ND(0.000000011)
OCDD		NA	NA	ND(0.000000010)	NA	ND(0.0000000090)
Total TEQs (WHO TEFs)		NA	NA	0.0000000082	NA	0.0000000079
Inorganics-Unfiltered						
Antimony		NA	NA	NA	NA	ND(0.0600)
Arsenic		NA	NA	NA	NA	ND(0.00600)
Barium		NA	NA	NA	NA	0.0570
Beryllium		NA	NA	NA	NA	ND(0.00600)
Cadmium		NA	NA	NA	NA	ND(0.00600) J
Chromium		NA	NA	NA	NA	ND(0.0130)
Cobalt		NA	NA	NA	NA	ND(0.0600)
Copper		NA	NA	NA	NA	ND(0.0330)
Cyanide		NA	NA	NA	NA	ND(0.0200)
Lead		NA	NA	NA	NA	ND(0.130) J
Mercury		NA	NA	NA	NA	ND(0.000500)
Nickel		NA	NA	NA	NA	ND(0.0600)
Selenium		NA	NA	NA	NA	ND(0.00600)
Silver		NA	NA	NA	NA	ND(0.0130)
Sulfide		NA	NA	ND(1.00)	NA	ND(5.00)
Thallium		NA	NA	NA	NA	ND(0.0130)
Vanadium		NA	NA	NA	NA	ND(0.0600)
Zinc		NA	NA	NA	NA	0.0830
Inorganics-Filtered						
Antimony		NA	NA	ND(0.0400) J	NA	NA
Arsenic		NA	NA	ND(0.0100) J	NA	NA
Barium		NA	NA	ND(0.500) J	NA	NA
Beryllium		NA	NA	ND(0.0100) J	NA	NA
Cadmium		NA	NA	ND(0.00500)	NA	NA
Chromium		NA	NA	ND(0.0100)	NA	NA
Cobalt		NA	NA	ND(0.0100) J	NA	NA
Copper		NA	NA	ND(0.200)	NA	NA
Cyanide		NA	NA	NA	NA	NA
Cyanide-MADEP (PAC)		NA	NA	ND(0.0100)	NA	NA
Lead		NA	NA	ND(0.0100) J	NA	NA
Mercury		NA	NA	0.0000382 B	NA	NA
Nickel		NA	NA	ND(0.0500) J	NA	NA
Selenium		NA	NA	ND(0.0200) J	NA	NA
Silver		NA	NA	ND(0.0100)	NA	NA
Thallium		NA	NA	ND(0.0100) J	NA	NA
Vanadium		NA	NA	ND(0.0500) J	NA	NA
Zinc		NA	NA	0.0253 B	NA	NA

**Table B-1
OPCA Monitoring Program**

**Groundwater Quality Interim Report For Fall 2006
Groundwater Management Area 4
General Electric Company - Pittsfield, Massachusetts
(Results are presented in parts per million, ppm)**

Parameter	Sample ID:	H78B-15	H78B-15	H78B-15
	Laboratory: Date Collected:	SGS 05/03/01	SGS 10/17/05	SGS 04/19/06
Volatile Organics				
Acetone		ND(0.010)	ND(0.010)	ND(0.010)
Benzene		ND(0.0050)	ND(0.0050)	ND(0.0050)
Carbon Disulfide		ND(0.0050)	ND(0.0050)	ND(0.0050)
Chlorobenzene		ND(0.0050)	ND(0.0050)	ND(0.0050)
Chloroform		ND(0.0050)	ND(0.0050)	ND(0.0050)
Chloromethane		ND(0.0050)	ND(0.0050)	ND(0.0050)
Dibromomethane		ND(0.0050)	ND(0.0050)	ND(0.0050)
Methylene Chloride		ND(0.0050)	ND(0.0050)	ND(0.0050)
Tetrachloroethene		ND(0.0020)	ND(0.0020) J	ND(0.0020)
Toluene		ND(0.0050)	ND(0.0050)	ND(0.0050)
Trichloroethene		ND(0.0050)	ND(0.0050)	ND(0.0050)
Vinyl Chloride		ND(0.0020)	ND(0.0020)	ND(0.0020)
Total VOCs		ND(0.20)	ND(0.20)	ND(0.20)
PCBs-Unfiltered				
Aroclor-1221		ND(0.000065)	NA	NA
Aroclor-1248		ND(0.000065)	NA	NA
Aroclor-1254		ND(0.000065)	NA	NA
Aroclor-1260		ND(0.000065)	NA	NA
Total PCBs		ND(0.000065)	NA	NA
PCBs-Filtered				
Aroclor-1221		ND(0.000065)	ND(0.000065)	ND(0.000065)
Aroclor-1248		ND(0.000065)	ND(0.000065)	ND(0.000065)
Aroclor-1254		ND(0.000065)	ND(0.000065)	0.00033
Aroclor-1260		ND(0.000065)	ND(0.000065)	ND(0.000065)
Total PCBs		ND(0.000065)	ND(0.000065)	0.00033
Semivolatile Organics				
1,2,4-Trichlorobenzene		ND(0.010)	ND(0.010)	NA
2,4-Dimethylphenol		ND(0.010)	ND(0.010)	NA
3,3'-Dichlorobenzidine		ND(0.020)	ND(0.020)	NA
Acenaphthene		ND(0.010)	ND(0.010)	NA
bis(2-Ethylhexyl)phthalate		ND(0.0060)	ND(0.0060)	NA
Dibenzofuran		ND(0.010)	ND(0.010)	NA
Naphthalene		ND(0.010)	ND(0.010)	NA
Phenol		ND(0.010)	ND(0.010)	NA
Organochlorine Pesticides				
None Detected		NA	NA	NA
Organophosphate Pesticides				
None Detected		NA	NA	NA
Herbicides				
None Detected		NA	NA	NA
Furans				
2,3,7,8-TCDF		ND(0.0000000040)	ND(0.000000019)	ND(0.000000068)
TCDFs (total)		ND(0.000000012)	ND(0.000000019)	ND(0.000000011)
1,2,3,7,8-PeCDF		ND(0.0000000038)	ND(0.000000050)	ND(0.000000074)
2,3,4,7,8-PeCDF		ND(0.0000000055) XB	ND(0.000000050)	ND(0.000000072)
PeCDFs (total)		ND(0.000000013)	ND(0.000000050)	ND(0.000000073)
1,2,3,4,7,8-HxCDF		ND(0.000000015) XB	ND(0.000000050)	ND(0.000000012)
1,2,3,6,7,8-HxCDF		ND(0.0000000040)	ND(0.000000050)	ND(0.000000010)
1,2,3,7,8,9-HxCDF		ND(0.0000000050)	ND(0.000000050)	ND(0.000000014)
2,3,4,6,7,8-HxCDF		ND(0.0000000040)	ND(0.000000050)	ND(0.000000011)
HxCDFs (total)		ND(0.0000000058)	ND(0.000000050)	ND(0.000000012)
1,2,3,4,6,7,8-HpCDF		ND(0.0000000060)	ND(0.000000050)	ND(0.000000082)
1,2,3,4,7,8,9-HpCDF		ND(0.0000000086) XB	ND(0.000000050)	ND(0.000000011)
HpCDFs (total)		ND(0.0000000086) X	ND(0.000000050)	ND(0.000000015)
OCDF		ND(0.0000000026)	ND(0.000000099)	ND(0.000000024)

Table B-1
OPCA Monitoring Program

Groundwater Quality Interim Report For Fall 2006
Groundwater Management Area 4
General Electric Company - Pittsfield, Massachusetts
(Results are presented in parts per million, ppm)

Parameter	Sample ID:	H78B-15	H78B-15	H78B-15
	Laboratory:	SGS	SGS	SGS
Date Collected:		05/03/01	10/17/05	04/19/06
Dioxins				
2,3,7,8-TCDD		ND(0.000000017) XB	ND(0.000000024)	ND(0.000000056)
TCDDs (total)		ND(0.000000031) X	ND(0.000000024)	ND(0.000000012)
1,2,3,7,8-PeCDD		ND(0.0000000060)	ND(0.000000050)	ND(0.000000012)
PeCDDs (total)		ND(0.000000018) X	ND(0.000000050)	ND(0.000000012)
1,2,3,4,7,8-HxCDD		ND(0.0000000080)	ND(0.000000050)	ND(0.000000092)
1,2,3,6,7,8-HxCDD		ND(0.000000012)	ND(0.000000050)	ND(0.000000084)
1,2,3,7,8,9-HxCDD		ND(0.0000000095) XB	ND(0.000000050)	ND(0.000000093)
HxCDDs (total)		0.000000032	ND(0.000000050)	ND(0.000000027)
1,2,3,4,6,7,8-HpCDD		0.000000052 JB	ND(0.000000050)	0.000000034 J
HpCDDs (total)		ND(0.000000052)	ND(0.000000050)	0.000000034 J
OCDD		ND(0.000000077)	ND(0.00000011)	ND(0.000000030)
Total TEQs (WHO TEFs)		0.000000017	0.000000070	0.000000015
Inorganics-Unfiltered				
Antimony		0.00290 J	NA	NA
Arsenic		ND(0.0100)	NA	NA
Barium		0.00430 B	NA	NA
Beryllium		ND(0.00100)	NA	NA
Cadmium		ND(0.00500)	NA	NA
Chromium		0.00290 B	NA	NA
Cobalt		ND(0.0500)	NA	NA
Copper		0.00910 B	NA	NA
Cyanide		ND(0.0100)	NA	NA
Lead		ND(0.00500) J	NA	NA
Mercury		ND(0.000200)	NA	NA
Nickel		ND(0.0400)	NA	NA
Selenium		ND(0.00500)	NA	NA
Silver		ND(0.00500)	NA	NA
Sulfide		ND(5.00)	ND(5.00)	7.20 B
Thallium		ND(0.0100) J	NA	NA
Vanadium		ND(0.0500)	NA	NA
Zinc		0.0110 J	NA	NA
Inorganics-Filtered				
Antimony		ND(0.0100) J	ND(0.0600)	ND(0.0600)
Arsenic		ND(0.0100)	ND(0.0100)	ND(0.0100)
Barium		0.00460 B	0.0180 B	0.0690 B
Beryllium		ND(0.00100)	ND(0.00100)	ND(0.00100)
Cadmium		ND(0.00500)	ND(0.00500)	ND(0.00500)
Chromium		ND(0.0100)	ND(0.0100)	0.000790 B
Cobalt		ND(0.0500)	ND(0.0500)	ND(0.0500)
Copper		0.00610 B	0.00280 B	0.00210 B
Cyanide		NA	0.00480 B	NA
Cyanide-MADEP (PAC)		NA	NA	0.00180 B
Lead		ND(0.00500) J	ND(0.003)	ND(0.00500)
Mercury		ND(0.000200)	ND(0.000200)	0.0000200 B
Nickel		ND(0.0400)	ND(0.0400)	ND(0.0400)
Selenium		ND(0.00500)	ND(0.00500) J	ND(0.00500)
Silver		ND(0.00500)	ND(0.00500)	ND(0.00500)
Thallium		ND(0.0100) J	ND(0.0100) J	ND(0.0100) J
Vanadium		ND(0.0500)	ND(0.0500)	ND(0.0500)
Zinc		0.0180 J	ND(0.02)	ND(0.0200)

Table B-1
OPCA Monitoring Program

Groundwater Quality Interim Report For Fall 2006
Groundwater Management Area 4
General Electric Company - Pittsfield, Massachusetts
(Results are presented in parts per million, ppm)

Parameter	Sample ID:	H78B-15		NY-4	NY-4
	Laboratory: Date Collected:	SGS 11/09/06	NEA 11/09/06	SGS 06/14/99	SGS 04/30/01
Volatile Organics					
Acetone		ND(0.0050) J	NA	ND(0.10)	ND(0.010)
Benzene		ND(0.0010)	NA	ND(0.0050)	ND(0.0050)
Carbon Disulfide		ND(0.0010)	NA	ND(0.010)	ND(0.0050)
Chlorobenzene		ND(0.0010)	NA	ND(0.0050)	ND(0.0050)
Chloroform		0.0049	NA	ND(0.0050)	ND(0.0050)
Chloromethane		0.00061 J	NA	ND(0.010)	ND(0.0050)
Dibromomethane		ND(0.0010)	NA	ND(0.0050)	ND(0.0050)
Methylene Chloride		ND(0.0050)	NA	ND(0.0050)	ND(0.0050)
Tetrachloroethene		ND(0.0010)	NA	ND(0.0050)	ND(0.0020)
Toluene		0.00068 J	NA	ND(0.0050)	ND(0.0050)
Trichloroethene		ND(0.0010)	NA	ND(0.0050)	ND(0.0050)
Vinyl Chloride		ND(0.0010)	NA	ND(0.010)	ND(0.0020)
Total VOCs		0.0062 J	NA	ND(0.20)	ND(0.20)
PCBs-Unfiltered					
Aroclor-1221		NA	NA	ND(0.00010)	ND(0.000065)
Aroclor-1248		NA	NA	ND(0.00010)	ND(0.000065)
Aroclor-1254		NA	NA	0.00012	0.00023
Aroclor-1260		NA	NA	ND(0.00010)	0.000080
Total PCBs		NA	NA	0.00012	0.00031
PCBs-Filtered					
Aroclor-1221		ND(0.00011) J	ND(0.000022)	NA	ND(0.000065)
Aroclor-1248		ND(0.00011) J	ND(0.000022)	NA	ND(0.000065)
Aroclor-1254		ND(0.00011) J	0.000029	NA	0.00011
Aroclor-1260		ND(0.00011) J	ND(0.000022)	NA	ND(0.000065)
Total PCBs		ND(0.00011) J	0.000029	NA	0.00011
Semivolatile Organics					
1,2,4-Trichlorobenzene		ND(0.010)	NA	ND(0.010)	ND(0.010)
2,4-Dimethylphenol		ND(0.010) J	NA	ND(0.010)	ND(0.010)
3,3'-Dichlorobenzidine		ND(0.020) J	NA	ND(0.052)	ND(0.020)
Acenaphthene		ND(0.010)	NA	ND(0.010)	ND(0.010)
bis(2-Ethylhexyl)phthalate		ND(0.010)	NA	ND(0.010)	ND(0.0060)
Dibenzofuran		ND(0.010)	NA	ND(0.010)	ND(0.010)
Naphthalene		ND(0.010) J	NA	ND(0.010)	ND(0.010)
Phenol		ND(0.010)	NA	ND(0.010)	ND(0.010) J
Organochlorine Pesticides					
None Detected		NA	NA	NA	NA
Organophosphate Pesticides					
None Detected		NA	NA	NA	NA
Herbicides					
None Detected		NA	NA	NA	NA
Furans					
2,3,7,8-TCDF		ND(0.000000011)	NA	ND(0.000000020)	ND(0.000000011)
TCDFs (total)		ND(0.000000011)	NA	ND(0.000000020)	ND(0.000000018) X
1,2,3,7,8-PeCDF		ND(0.0000000055)	NA	ND(0.000000074)	ND(0.000000012)
2,3,4,7,8-PeCDF		ND(0.0000000055)	NA	ND(0.000000069)	0.000000034 J
PeCDFs (total)		ND(0.0000000055)	NA	ND(0.000000074)	0.000000044
1,2,3,4,7,8-HxCDF		ND(0.0000000055)	NA	ND(0.000000021)	ND(0.000000013)
1,2,3,6,7,8-HxCDF		ND(0.0000000055)	NA	ND(0.000000022)	ND(0.000000032)
1,2,3,7,8,9-HxCDF		ND(0.0000000055)	NA	ND(0.000000021)	ND(0.000000010)
2,3,4,6,7,8-HxCDF		ND(0.0000000055)	NA	ND(0.000000023)	ND(0.000000017)
HxCDFs (total)		ND(0.0000000055)	NA	ND(0.000000023)	ND(0.000000027)
1,2,3,4,6,7,8-HpCDF		ND(0.0000000055)	NA	ND(0.000000054)	ND(0.000000066)
1,2,3,4,7,8,9-HpCDF		ND(0.0000000055)	NA	ND(0.000000054)	0.000000034 JB
HpCDFs (total)		ND(0.0000000055)	NA	ND(0.000000054)	ND(0.000000014)
OCDF		ND(0.000000011)	NA	ND(0.000000067)	0.000000023 J

Table B-1
OPCA Monitoring Program

Groundwater Quality Interim Report For Fall 2006
Groundwater Management Area 4
General Electric Company - Pittsfield, Massachusetts
(Results are presented in parts per million, ppm)

Parameter	Sample ID:	H78B-15		NY-4	NY-4
	Laboratory: Date Collected:	SGS 11/09/06	NEA 11/09/06	SGS 06/14/99	SGS 04/30/01
Dioxins					
2,3,7,8-TCDD		ND(0.000000012)	NA	ND(0.000000030)	0.00000017
TCDDs (total)		ND(0.000000012)	NA	ND(0.000000030)	0.00000017
1,2,3,7,8-PeCDD		ND(0.000000055)	NA	ND(0.000000031)	ND(0.000000018)
PeCDDs (total)		ND(0.000000055)	NA	ND(0.000000031)	ND(0.000000093)
1,2,3,4,7,8-HxCDD		ND(0.000000055)	NA	ND(0.000000032)	ND(0.000000016)
1,2,3,6,7,8-HxCDD		ND(0.000000055)	NA	ND(0.000000040)	ND(0.000000017)
1,2,3,7,8,9-HxCDD		ND(0.000000055)	NA	ND(0.000000036)	ND(0.000000012)
HxCDDs (total)		ND(0.000000055)	NA	ND(0.000000040)	ND(0.000000062)
1,2,3,4,6,7,8-HpCDD		ND(0.000000055)	NA	ND(0.000000082)	0.00000084 B
HpCDDs (total)		ND(0.000000055)	NA	ND(0.000000082)	0.00000012
OCDD		ND(0.000000011)	NA	ND(0.000000084)	ND(0.000000048)
Total TEQs (WHO TEFs)		0.000000070	NA	0.000000029	0.000000023
Inorganics-Unfiltered					
Antimony		NA	NA	ND(0.0600)	ND(0.0600)
Arsenic		NA	NA	ND(0.00600)	0.00450 B
Barium		NA	NA	0.0200	0.0300 B
Beryllium		NA	NA	ND(0.00600)	ND(0.00100)
Cadmium		NA	NA	ND(0.00600)	ND(0.00500)
Chromium		NA	NA	ND(0.0130)	0.00460 B
Cobalt		NA	NA	ND(0.0600)	ND(0.0500)
Copper		NA	NA	ND(0.0330)	0.0100 B
Cyanide		NA	NA	ND(0.0200)	ND(0.0100)
Lead		NA	NA	ND(0.130) J	ND(0.00500)
Mercury		NA	NA	ND(0.000500)	ND(0.000200)
Nickel		NA	NA	ND(0.0600)	ND(0.0400)
Selenium		NA	NA	ND(0.00600) J	0.0080 J
Silver		NA	NA	ND(0.0130)	ND(0.00500)
Sulfide		ND(1.00)	NA	ND(5.00)	ND(5.00)
Thallium		NA	NA	ND(0.0130)	ND(0.0100)
Vanadium		NA	NA	ND(0.0600)	ND(0.0500)
Zinc		NA	NA	ND(0.0260)	0.0350
Inorganics-Filtered					
Antimony		ND(0.0400)	NA	NA	ND(0.0600)
Arsenic		ND(0.0100) J	NA	NA	ND(0.0100)
Barium		ND(0.500) J	NA	NA	0.0170 B
Beryllium		0.000590 J	NA	NA	ND(0.00100)
Cadmium		ND(0.00500) J	NA	NA	ND(0.00500)
Chromium		ND(0.0100)	NA	NA	ND(0.0100)
Cobalt		ND(0.0100) J	NA	NA	ND(0.0500)
Copper		ND(0.200) J	NA	NA	0.00410 B
Cyanide		NA	NA	NA	NA
Cyanide-MADEP (PAC)		ND(0.0100)	NA	NA	NA
Lead		ND(0.0100) J	NA	NA	ND(0.00500)
Mercury		ND(0.000285)	NA	NA	ND(0.000200)
Nickel		ND(0.0500) J	NA	NA	ND(0.0400)
Selenium		ND(0.0200) J	NA	NA	0.0075 J
Silver		ND(0.0100)	NA	NA	ND(0.00500)
Thallium		ND(0.0100) J	NA	NA	ND(0.0100)
Vanadium		ND(0.0500) J	NA	NA	ND(0.0500)
Zinc		0.00461 B	NA	NA	0.0180 B

Table B-1
OPCA Monitoring Program

Groundwater Quality Interim Report For Fall 2006
Groundwater Management Area 4
General Electric Company - Pittsfield, Massachusetts
(Results are presented in parts per million, ppm)

Parameter	Sample ID:	OPCA-MW-1	OPCA-MW-1	OPCA-MW-1
	Laboratory: Date Collected:	SGS 06/16/99	SGS 05/02/01	SGS 10/12/05
Volatile Organics				
Acetone		ND(0.10)	ND(0.010)	ND(0.010)
Benzene		ND(0.0050)	ND(0.0050)	ND(0.0050)
Carbon Disulfide		ND(0.010)	ND(0.0050)	ND(0.0050) J
Chlorobenzene		ND(0.0050)	ND(0.0050)	ND(0.0050)
Chloroform		ND(0.0050)	ND(0.0050)	ND(0.0050)
Chloromethane		ND(0.010)	ND(0.0050)	ND(0.0050)
Dibromomethane		ND(0.0050)	ND(0.0050)	ND(0.0050)
Methylene Chloride		ND(0.0050)	ND(0.0050)	ND(0.0050)
Tetrachloroethene		ND(0.0050)	ND(0.0020)	ND(0.0020)
Toluene		ND(0.0050)	ND(0.0050)	ND(0.0050)
Trichloroethene		ND(0.0050)	ND(0.0050)	ND(0.0050)
Vinyl Chloride		ND(0.010)	ND(0.0020)	ND(0.0020)
Total VOCs		ND(0.20)	ND(0.20)	ND(0.20)
PCBs-Unfiltered				
Aroclor-1221		ND(0.000050)	ND(0.000065)	NA
Aroclor-1248		ND(0.000050)	ND(0.000065)	NA
Aroclor-1254		0.000054	ND(0.000065)	NA
Aroclor-1260		ND(0.000050)	ND(0.000065)	NA
Total PCBs		0.000054	ND(0.000065)	NA
PCBs-Filtered				
Aroclor-1221		NA	ND(0.000065)	ND(0.000065)
Aroclor-1248		NA	ND(0.000065)	ND(0.000065)
Aroclor-1254		NA	ND(0.000065)	0.00069
Aroclor-1260		NA	ND(0.000065)	ND(0.000065)
Total PCBs		NA	ND(0.000065)	0.00069
Semivolatile Organics				
1,2,4-Trichlorobenzene		ND(0.012)	ND(0.010)	ND(0.010) J
2,4-Dimethylphenol		ND(0.012)	ND(0.010)	R
3,3'-Dichlorobenzidine		ND(0.059)	ND(0.050)	ND(0.020)
Acenaphthene		ND(0.012)	ND(0.010)	ND(0.010) J
bis(2-Ethylhexyl)phthalate		ND(0.012)	ND(0.010)	ND(0.0060)
Dibenzofuran		ND(0.012)	ND(0.010)	ND(0.010)
Naphthalene		ND(0.012)	ND(0.010)	ND(0.010)
Phenol		ND(0.012)	ND(0.010)	R
Organochlorine Pesticides				
None Detected		NA	NA	NA
Organophosphate Pesticides				
None Detected		NA	NA	NA
Herbicides				
None Detected		NA	NA	NA
Furans				
2,3,7,8-TCDF		ND(0.000000011)	ND(0.000000013)	0.000000026 J
TCDFs (total)		0.000000090 J	ND(0.000000013)	0.000000026 J
1,2,3,7,8-PeCDF		ND(0.000000025)	ND(0.000000037)	ND(0.000000049)
2,3,4,7,8-PeCDF		ND(0.000000024)	ND(0.000000015)	ND(0.000000049)
PeCDFs (total)		ND(0.000000025)	ND(0.000000037)	ND(0.000000049)
1,2,3,4,7,8-HxCDF		ND(0.000000011)	ND(0.000000025)	ND(0.000000049)
1,2,3,6,7,8-HxCDF		ND(0.000000011)	ND(0.000000015)	ND(0.000000049)
1,2,3,7,8,9-HxCDF		ND(0.000000016)	ND(0.000000021)	ND(0.000000049)
2,3,4,6,7,8-HxCDF		ND(0.000000012)	ND(0.000000090)	ND(0.000000049)
HxCDFs (total)		ND(0.000000016)	ND(0.000000046)	ND(0.000000049)
1,2,3,4,6,7,8-HpCDF		ND(0.000000073)	ND(0.000000025)	ND(0.000000049)
1,2,3,4,7,8,9-HpCDF		ND(0.000000090)	ND(0.000000015)	ND(0.000000049)
HpCDFs (total)		0.000000078 J	ND(0.000000025)	ND(0.000000049)
OCDF		ND(0.000000037)	ND(0.000000046)	ND(0.000000098)

Table B-1
OPCA Monitoring Program

Groundwater Quality Interim Report For Fall 2006
Groundwater Management Area 4
General Electric Company - Pittsfield, Massachusetts
(Results are presented in parts per million, ppm)

Parameter	Sample ID:	OPCA-MW-1	OPCA-MW-1	OPCA-MW-1
	Laboratory: Date Collected:	SGS 06/16/99	SGS 05/02/01	SGS 10/12/05
Dioxins				
2,3,7,8-TCDD		ND(0.000000012)	ND(0.000000018)	ND(0.000000025)
TCDDs (total)		ND(0.000000012)	ND(0.000000018)	ND(0.000000025)
1,2,3,7,8-PeCDD		ND(0.000000046)	ND(0.000000015)	ND(0.000000049)
PeCDDs (total)		ND(0.000000046)	ND(0.000000015)	ND(0.000000049)
1,2,3,4,7,8-HxCDD		ND(0.000000034)	ND(0.000000012)	ND(0.000000049)
1,2,3,6,7,8-HxCDD		ND(0.000000042)	ND(0.000000013)	ND(0.000000049)
1,2,3,7,8,9-HxCDD		ND(0.000000038)	ND(0.000000012)	ND(0.000000049)
HxCDDs (total)		ND(0.000000042)	ND(0.000000025)	ND(0.000000049)
1,2,3,4,6,7,8-HpCDD		ND(0.000000070)	ND(0.000000045)	ND(0.000000049)
HpCDDs (total)		ND(0.000000070)	ND(0.000000045)	ND(0.000000049)
OCDD		ND(0.000000044)	ND(0.000000029)	ND(0.000000016)
Total TEQs (WHO TEFs)		0.000000046	0.000000028	0.000000071
Inorganics-Unfiltered				
Antimony		ND(0.0600)	ND(0.0600)	NA
Arsenic		ND(0.00600)	0.00450 B	NA
Barium		0.0620	0.0240 B	NA
Beryllium		ND(0.00600)	ND(0.00100)	NA
Cadmium		ND(0.00600) J	ND(0.00500)	NA
Chromium		ND(0.0130)	ND(0.025) J	NA
Cobalt		ND(0.0600)	0.000350 B	NA
Copper		ND(0.0330)	ND(0.0250)	NA
Cyanide		ND(0.0200)	ND(0.0100)	NA
Lead		ND(0.130) J	ND(0.0050) J	NA
Mercury		ND(0.000500)	ND(0.000200)	NA
Nickel		ND(0.0600)	ND(0.0400)	NA
Selenium		ND(0.00600)	ND(0.00500)	NA
Silver		ND(0.0130)	ND(0.00500)	NA
Sulfide		ND(5.00)	ND(5.00)	ND(5.00)
Thallium		ND(0.0130)	ND(0.010) J	NA
Vanadium		ND(0.0600)	ND(0.0500)	NA
Zinc		ND(0.0260)	0.028 J	NA
Inorganics-Filtered				
Antimony		NA	ND(0.0600)	ND(0.0600)
Arsenic		NA	ND(0.0100)	ND(0.0100)
Barium		NA	0.0230 B	0.0210 B
Beryllium		NA	ND(0.00100)	ND(0.00100)
Cadmium		NA	ND(0.00500)	ND(0.00500)
Chromium		NA	ND(0.025) J	ND(0.01)
Cobalt		NA	ND(0.0500)	ND(0.0500)
Copper		NA	0.00420 B	ND(0.0250)
Cyanide		NA	NA	ND(0.0100)
Cyanide-MADEP (PAC)		NA	NA	NA
Lead		NA	ND(0.0050) J	ND(0.00300)
Mercury		NA	ND(0.000200)	ND(0.000200)
Nickel		NA	ND(0.0400)	ND(0.0400)
Selenium		NA	ND(0.00500)	ND(0.00500)
Silver		NA	ND(0.00500)	ND(0.00500)
Thallium		NA	ND(0.010) J	ND(0.0100)
Vanadium		NA	ND(0.0500)	ND(0.0500)
Zinc		NA	0.028 J	ND(0.02)

**Table B-1
OPCA Monitoring Program**

**Groundwater Quality Interim Report For Fall 2006
Groundwater Management Area 4
General Electric Company - Pittsfield, Massachusetts
(Results are presented in parts per million, ppm)**

Parameter	Sample ID:	OPCA-MW-1		OPCA-MW-1R	
	Laboratory:	SGS		SGS	NEA
	Date Collected:	04/18/06		11/08/06	11/08/06
Volatile Organics					
Acetone		ND(0.010)	[ND(0.010)]	ND(0.0050) J	NA
Benzene		ND(0.0050)	[ND(0.0050)]	ND(0.0010)	NA
Carbon Disulfide		ND(0.0050)	[ND(0.0050)]	ND(0.0010)	NA
Chlorobenzene		ND(0.0050)	[ND(0.0050)]	ND(0.0010)	NA
Chloroform		ND(0.0050)	[ND(0.0050)]	ND(0.0010)	NA
Chloromethane		ND(0.0050)	[ND(0.0050)]	ND(0.0010)	NA
Dibromomethane		ND(0.0050)	[ND(0.0050)]	ND(0.0010)	NA
Methylene Chloride		ND(0.0050)	[ND(0.0050)]	ND(0.0050)	NA
Tetrachloroethene		ND(0.0020)	[ND(0.0020)]	0.018	NA
Toluene		ND(0.0050)	[ND(0.0050)]	ND(0.0010)	NA
Trichloroethene		ND(0.0050) J	[ND(0.0050)]	ND(0.0010)	NA
Vinyl Chloride		ND(0.0020)	[ND(0.0020)]	ND(0.0010)	NA
Total VOCs		ND(0.20)	[ND(0.20)]	0.018	NA
PCBs-Unfiltered					
Aroclor-1221		NA		NA	NA
Aroclor-1248		NA		NA	NA
Aroclor-1254		NA		NA	NA
Aroclor-1260		NA		NA	NA
Total PCBs		NA		NA	NA
PCBs-Filtered					
Aroclor-1221		ND(0.000065)	[ND(0.000065)]	ND(0.00010)	ND(0.000022)
Aroclor-1248		ND(0.000065)	[ND(0.000065)]	ND(0.00010)	ND(0.000022)
Aroclor-1254		0.0010	[0.00088]	ND(0.00010)	0.00015
Aroclor-1260		ND(0.000065)	[ND(0.000065)]	ND(0.00010)	ND(0.000022)
Total PCBs		0.0010	[0.00088]	ND(0.00010)	0.00015
Semivolatile Organics					
1,2,4-Trichlorobenzene		ND(0.010)	[ND(0.010)]	ND(0.010)	NA
2,4-Dimethylphenol		ND(0.010)	[ND(0.010)]	ND(0.010) J	NA
3,3'-Dichlorobenzidine		ND(0.020)	[ND(0.020)]	ND(0.020) J	NA
Acenaphthene		ND(0.010)	[ND(0.010)]	ND(0.010)	NA
bis(2-Ethylhexyl)phthalate		ND(0.0060) J	[ND(0.0060) J]	ND(0.010)	NA
Dibenzofuran		ND(0.010)	[ND(0.010)]	ND(0.010)	NA
Naphthalene		ND(0.010)	[ND(0.010)]	ND(0.010) J	NA
Phenol		ND(0.010)	[ND(0.010)]	ND(0.010)	NA
Organochlorine Pesticides					
None Detected		NA		NA	NA
Organophosphate Pesticides					
None Detected		NA		NA	NA
Herbicides					
None Detected		NA		NA	NA
Furans					
2,3,7,8-TCDF		ND(0.000000064)	[ND(0.000000053)]	ND(0.000000010)	NA
TCDFs (total)		ND(0.000000016)	[ND(0.000000010)]	ND(0.000000010)	NA
1,2,3,7,8-PeCDF		ND(0.000000061)	[ND(0.000000056)]	ND(0.000000050)	NA
2,3,4,7,8-PeCDF		ND(0.000000061)	[ND(0.000000056)]	ND(0.000000050)	NA
PeCDFs (total)		ND(0.000000061)	[ND(0.000000056)]	ND(0.000000050)	NA
1,2,3,4,7,8-HxCDF		ND(0.000000011)	[ND(0.000000099)]	ND(0.000000050)	NA
1,2,3,6,7,8-HxCDF		ND(0.000000095)	[ND(0.000000087)]	ND(0.000000050)	NA
1,2,3,7,8,9-HxCDF		ND(0.000000013)	[ND(0.000000012)]	ND(0.000000050)	NA
2,3,4,6,7,8-HxCDF		ND(0.000000011)	[ND(0.000000099)]	ND(0.000000050)	NA
HxCDFs (total)		ND(0.000000011)	[ND(0.000000099)]	ND(0.000000050)	NA
1,2,3,4,6,7,8-HpCDF		ND(0.000000061)	[ND(0.000000056)]	ND(0.000000050)	NA
1,2,3,4,7,8,9-HpCDF		ND(0.000000067)	[ND(0.000000064)]	ND(0.000000050)	NA
HpCDFs (total)		ND(0.000000014)	[ND(0.000000016)]	ND(0.000000050)	NA
OCDF		ND(0.000000022)	[ND(0.000000020)]	ND(0.000000010)	NA

**Table B-1
OPCA Monitoring Program**

**Groundwater Quality Interim Report For Fall 2006
Groundwater Management Area 4
General Electric Company - Pittsfield, Massachusetts
(Results are presented in parts per million, ppm)**

Parameter	Sample ID: Laboratory: Date Collected:	OPCA-MW-1		OPCA-MW-1R	
		SGS 04/18/06	SGS 11/08/06	NEA 11/08/06	
Dioxins					
2,3,7,8-TCDD		ND(0.000000064) [ND(0.000000053)]	ND(0.000000011)	NA	
TCDDs (total)		ND(0.000000018) [ND(0.000000011)]	ND(0.000000011)	NA	
1,2,3,7,8-PeCDD		ND(0.000000086) [ND(0.000000083)]	ND(0.000000050)	NA	
PeCDDs (total)		ND(0.000000086) [ND(0.000000083)]	ND(0.000000050)	NA	
1,2,3,4,7,8-HxCDD		ND(0.000000088) [ND(0.000000069)]	ND(0.000000050)	NA	
1,2,3,6,7,8-HxCDD		ND(0.000000081) [ND(0.000000064)]	ND(0.000000050)	NA	
1,2,3,7,8,9-HxCDD		ND(0.000000089) [ND(0.000000070)]	ND(0.000000050)	NA	
HxCDDs (total)		ND(0.000000020) [ND(0.000000025)]	ND(0.000000050)	NA	
1,2,3,4,6,7,8-HpCDD		ND(0.000000013) [ND(0.000000010)]	ND(0.000000050)	NA	
HpCDDs (total)		ND(0.000000023) [ND(0.000000027)]	ND(0.000000050)	NA	
OCDD		ND(0.000000032) [ND(0.000000035)]	0.000000013 J	NA	
Total TEQs (WHO TEFs)		0.000000013 [0.000000012]	0.000000063	NA	
Inorganics-Unfiltered					
Antimony		NA	NA	NA	
Arsenic		NA	NA	NA	
Barium		NA	NA	NA	
Beryllium		NA	NA	NA	
Cadmium		NA	NA	NA	
Chromium		NA	NA	NA	
Cobalt		NA	NA	NA	
Copper		NA	NA	NA	
Cyanide		NA	NA	NA	
Lead		NA	NA	NA	
Mercury		NA	NA	NA	
Nickel		NA	NA	NA	
Selenium		NA	NA	NA	
Silver		NA	NA	NA	
Sulfide		6.40 B [4.80 B]	ND(1.00)	NA	
Thallium		NA	NA	NA	
Vanadium		NA	NA	NA	
Zinc		NA	NA	NA	
Inorganics-Filtered					
Antimony		ND(0.0600) [ND(0.0600)]	ND(0.0400)	NA	
Arsenic		ND(0.0100) [ND(0.0100)]	ND(0.0100) J	NA	
Barium		0.0210 B [0.0200 B]	ND(0.500) J	NA	
Beryllium		ND(0.00100) [ND(0.00100)]	ND(0.0100) J	NA	
Cadmium		ND(0.00500) [ND(0.00500)]	ND(0.00500) J	NA	
Chromium		ND(0.0100) [ND(0.0100)]	ND(0.0100)	NA	
Cobalt		ND(0.0500) [ND(0.0500)]	ND(0.0100) J	NA	
Copper		ND(0.0250) [ND(0.0250)]	ND(0.200) J	NA	
Cyanide		NA	NA	NA	
Cyanide-MADEP (PAC)		ND(0.0100) [ND(0.0100)]	ND(0.0100)	NA	
Lead		ND(0.00500) [ND(0.00500)]	ND(0.0100) J	NA	
Mercury		ND(0.000200) [ND(0.000200)]	ND(0.000285)	NA	
Nickel		ND(0.0400) [ND(0.0400)]	ND(0.0500) J	NA	
Selenium		ND(0.00500) [ND(0.00500)]	ND(0.0200) J	NA	
Silver		ND(0.00500) [ND(0.00500)]	ND(0.0100)	NA	
Thallium		ND(0.0100) [ND(0.0100)]	0.00752 J	NA	
Vanadium		ND(0.0500) [ND(0.0500)]	ND(0.0500) J	NA	
Zinc		ND(0.0200) J [ND(0.0200) J]	0.00409 B	NA	

Table B-1
OPCA Monitoring Program

Groundwater Quality Interim Report For Fall 2006
Groundwater Management Area 4
General Electric Company - Pittsfield, Massachusetts
(Results are presented in parts per million, ppm)

Parameter	Sample ID:	OPCA-MW-2	OPCA-MW-2	OPCA-MW-2
	Laboratory: Date Collected:	SGS 06/15/99	SGS 05/02/01	SGS 10/12/05
Volatile Organics				
Acetone		ND(0.10) [ND(0.10)]	ND(0.010)	ND(0.010) [ND(0.010)]
Benzene		ND(0.0050) [ND(0.0050)]	ND(0.0050)	ND(0.0050) [ND(0.0050)]
Carbon Disulfide		ND(0.010) [ND(0.010)]	ND(0.0050)	ND(0.0050) [ND(0.0050)]
Chlorobenzene		ND(0.0050) [ND(0.0050)]	ND(0.0050)	ND(0.0050) [ND(0.0050)]
Chloroform		ND(0.0050) [ND(0.0050)]	ND(0.0050)	ND(0.0050) [ND(0.0050)]
Chloromethane		ND(0.010) [ND(0.010)]	ND(0.0050)	ND(0.0050) [ND(0.0050)]
Dibromomethane		ND(0.0050) [ND(0.0050)]	ND(0.0050)	ND(0.0050) [ND(0.0050)]
Methylene Chloride		ND(0.0050) [ND(0.0050)]	ND(0.0050)	ND(0.0050) [ND(0.0050)]
Tetrachloroethene		ND(0.0050) [ND(0.0050)]	ND(0.0020)	ND(0.0020) [ND(0.0020)]
Toluene		ND(0.0050) [ND(0.0050)]	ND(0.0050)	ND(0.0050) [ND(0.0050)]
Trichloroethene		ND(0.0050) [ND(0.0050)]	ND(0.0050)	ND(0.0050) [ND(0.0050)]
Vinyl Chloride		ND(0.010) [ND(0.010)]	ND(0.0020)	ND(0.0020) [ND(0.0020)]
Total VOCs		ND(0.20) [ND(0.20)]	ND(0.20)	ND(0.20) [ND(0.20)]
PCBs-Unfiltered				
Aroclor-1221		ND(0.000050) [ND(0.000050)]	ND(0.000065)	NA
Aroclor-1248		ND(0.000050) [ND(0.000050)]	ND(0.000065)	NA
Aroclor-1254		ND(0.000050) [ND(0.000050)]	ND(0.000065)	NA
Aroclor-1260		ND(0.000050) [ND(0.000050)]	ND(0.000065)	NA
Total PCBs		ND(0.000050) [ND(0.000050)]	ND(0.000065)	NA
PCBs-Filtered				
Aroclor-1221		NA	ND(0.000065)	ND(0.000065) [ND(0.000065)]
Aroclor-1248		NA	ND(0.000065)	ND(0.000065) [ND(0.000065)]
Aroclor-1254		NA	ND(0.000065)	0.00012 J [0.00019 J]
Aroclor-1260		NA	ND(0.000065)	ND(0.000065) [ND(0.000065)]
Total PCBs		NA	ND(0.000065)	0.00012 J [0.00019 J]
Semivolatile Organics				
1,2,4-Trichlorobenzene		ND(0.010) [ND(0.010)]	ND(0.010)	0.0016 J [ND(0.010) J]
2,4-Dimethylphenol		ND(0.010) [ND(0.010)]	ND(0.010)	ND(0.010) [ND(0.010)]
3,3'-Dichlorobenzidine		ND(0.050) [ND(0.050)]	ND(0.020)	ND(0.020) [ND(0.020) J]
Acenaphthene		ND(0.010) [ND(0.010)]	ND(0.010)	ND(0.010) [ND(0.010) J]
bis(2-Ethylhexyl)phthalate		ND(0.010) [ND(0.010)]	ND(0.0060)	ND(0.0060) [ND(0.0060) J]
Dibenzofuran		ND(0.010) [ND(0.010)]	ND(0.010)	ND(0.010) [ND(0.010) J]
Naphthalene		ND(0.010) [ND(0.010)]	ND(0.010)	ND(0.010) [ND(0.010) J]
Phenol		ND(0.010) [ND(0.010)]	ND(0.010)	ND(0.010) [ND(0.010)]
Organochlorine Pesticides				
None Detected		NA	NA	NA
Organophosphate Pesticides				
None Detected		NA	NA	NA
Herbicides				
None Detected		NA	NA	NA
Furans				
2,3,7,8-TCDF		ND(0.0000000080) [ND(0.0000000060)]	ND(0.000000013)	0.000000031 J [0.000000032 J]
TCDFs (total)		ND(0.0000000080) [ND(0.0000000060)]	ND(0.000000013)	0.000000031 J [0.000000032 J]
1,2,3,7,8-PeCDF		ND(0.0000000038) [ND(0.0000000021)]	ND(0.000000020)	ND(0.000000050) [ND(0.000000050)]
2,3,4,7,8-PeCDF		ND(0.0000000040) [ND(0.0000000023)]	ND(0.000000020)	ND(0.000000050) [ND(0.000000050)]
PeCDFs (total)		ND(0.0000000040) [ND(0.0000000023)]	ND(0.000000020)	ND(0.000000050) [ND(0.000000050)]
1,2,3,4,7,8-HxCDF		ND(0.000000011) [ND(0.0000000051)]	ND(0.000000022)	ND(0.000000050) [ND(0.000000050)]
1,2,3,6,7,8-HxCDF		ND(0.000000011) [ND(0.0000000052)]	ND(0.000000010)	ND(0.000000050) [ND(0.000000050)]
1,2,3,7,8,9-HxCDF		ND(0.000000017) [ND(0.0000000049)]	ND(0.000000014)	ND(0.000000050) [ND(0.000000050)]
2,3,4,6,7,8-HxCDF		ND(0.000000011) [ND(0.0000000054)]	ND(0.000000012)	ND(0.000000050) [ND(0.000000050)]
HxCDFs (total)		ND(0.000000017) [ND(0.0000000054)]	ND(0.000000022)	ND(0.000000050) [ND(0.000000050)]
1,2,3,4,6,7,8-HpCDF		ND(0.000000048) [ND(0.000000011)]	ND(0.000000018)	ND(0.000000050) [ND(0.000000050)]
1,2,3,4,7,8,9-HpCDF		ND(0.000000031) [ND(0.000000013)]	ND(0.000000022)	ND(0.000000050) [ND(0.000000050)]
HpCDFs (total)		ND(0.000000048) [0.000000013 J]	ND(0.000000020)	ND(0.000000050) [ND(0.000000050)]
OCDF		ND(0.000000022) [ND(0.000000010)]	ND(0.000000043)	ND(0.000000010) [ND(0.000000010)]

Table B-1
OPCA Monitoring Program

Groundwater Quality Interim Report For Fall 2006
Groundwater Management Area 4
General Electric Company - Pittsfield, Massachusetts
(Results are presented in parts per million, ppm)

Parameter	Sample ID:	OPCA-MW-2	OPCA-MW-2	OPCA-MW-2
	Laboratory: Date Collected:	SGS 06/15/99	SGS 05/02/01	SGS 10/12/05
Dioxins				
2,3,7,8-TCDD		ND(0.000000015) [ND(0.000000011)]	ND(0.000000017)	ND(0.000000020) [ND(0.000000026)]
TCDDs (total)		ND(0.000000015) [ND(0.000000011)]	ND(0.000000017)	ND(0.000000032) [ND(0.000000026)]
1,2,3,7,8-PeCDD		ND(0.000000015) [ND(0.000000076)]	ND(0.000000018)	ND(0.000000050) [ND(0.000000050)]
PeCDDs (total)		ND(0.000000015) [ND(0.000000076)]	ND(0.000000018)	ND(0.000000050) [ND(0.000000050)]
1,2,3,4,7,8-HxCDD		ND(0.000000014) [ND(0.000000068)]	ND(0.000000017)	ND(0.000000050) [ND(0.000000050)]
1,2,3,6,7,8-HxCDD		ND(0.000000017) [ND(0.000000085)]	ND(0.000000017)	ND(0.000000050) [ND(0.000000050)]
1,2,3,7,8,9-HxCDD		ND(0.000000015) [ND(0.000000076)]	ND(0.000000017)	ND(0.000000050) [ND(0.000000050)]
HxCDDs (total)		ND(0.000000017) [ND(0.000000085)]	ND(0.000000017)	ND(0.000000050) [ND(0.000000050)]
1,2,3,4,6,7,8-HpCDD		ND(0.000000036) [ND(0.000000013)]	ND(0.000000031)	ND(0.000000050) [ND(0.000000050)]
HpCDDs (total)		ND(0.000000036) [ND(0.000000013)]	ND(0.000000031)	ND(0.000000050) [ND(0.000000050)]
OCDD		ND(0.000000033) [ND(0.000000015)]	ND(0.000000012)	ND(0.000000029) [ND(0.000000026)]
Total TEQs (WHO TEFs)		0.000000015 [0.000000074]	0.000000029	0.000000070 [0.000000073]
Inorganics-Unfiltered				
Antimony		ND(0.0600) [ND(0.0600)]	ND(0.0600)	NA
Arsenic		ND(0.00600) [ND(0.00600)]	ND(0.0100)	NA
Barium		0.0320 [0.0340]	0.0190 B	NA
Beryllium		ND(0.00600) [ND(0.00600)]	ND(0.00100)	NA
Cadmium		ND(0.00600) [ND(0.00600)]	ND(0.00500)	NA
Chromium		ND(0.0130) [ND(0.0130)]	ND(0.025) J	NA
Cobalt		ND(0.0600) [ND(0.0600)]	ND(0.0500)	NA
Copper		ND(0.0330) [ND(0.0330)]	ND(0.0250)	NA
Cyanide		ND(0.0200) [ND(0.0200)]	ND(0.0100)	NA
Lead		ND(0.130) J [ND(0.130) J]	ND(0.0050) J	NA
Mercury		ND(0.000500) [ND(0.000500)]	ND(0.000200)	NA
Nickel		ND(0.0600) [ND(0.0600)]	ND(0.0400)	NA
Selenium		ND(0.00600) J [ND(0.00600) J]	0.00890	NA
Silver		ND(0.0130) [ND(0.0130)]	ND(0.00500)	NA
Sulfide		ND(5.00) [ND(5.00)]	ND(5.00)	ND(5.00) [ND(5.00)]
Thallium		ND(0.0130) [ND(0.0130)]	ND(0.010) J	NA
Vanadium		ND(0.0600) [ND(0.0600)]	ND(0.0500)	NA
Zinc		ND(0.0260) [ND(0.0260)]	0.016 BJ	NA
Inorganics-Filtered				
Antimony		NA	ND(0.0600)	ND(0.0600) [ND(0.0600)]
Arsenic		NA	ND(0.0100)	ND(0.0100) [ND(0.0100)]
Barium		NA	0.0180 B	0.0230 B [0.0210 B]
Beryllium		NA	ND(0.00100)	ND(0.00100) [ND(0.00100)]
Cadmium		NA	ND(0.00500)	0.00120 B [ND(0.00500)]
Chromium		NA	ND(0.025) J	ND(0.01) [ND(0.0100)]
Cobalt		NA	ND(0.0500)	0.00100 B [ND(0.0500)]
Copper		NA	ND(0.0250)	0.00160 B [ND(0.0250)]
Cyanide		NA	NA	ND(0.0100) [ND(0.0100)]
Cyanide-MADEP (PAC)		NA	NA	NA
Lead		NA	ND(0.0050) J	ND(0.00300) [ND(0.00300)]
Mercury		NA	ND(0.000200)	ND(0.000200) [ND(0.000200)]
Nickel		NA	ND(0.0400)	0.00230 B [ND(0.0400)]
Selenium		NA	ND(0.00500)	ND(0.00500) [ND(0.00500)]
Silver		NA	ND(0.00500)	ND(0.00500) [ND(0.00500)]
Thallium		NA	ND(0.010) J	ND(0.0100) [ND(0.0100)]
Vanadium		NA	ND(0.0500)	ND(0.0500) [ND(0.0500)]
Zinc		NA	0.020 BJ	ND(0.02) [ND(0.02)]

Table B-1
OPCA Monitoring Program

Groundwater Quality Interim Report For Fall 2006
Groundwater Management Area 4
General Electric Company - Pittsfield, Massachusetts
(Results are presented in parts per million, ppm)

Parameter	Sample ID:	OPCA-MW-2		
	Laboratory: Date Collected:	SGS 04/18/06	SGS 11/09/06	NEA 11/09/06
Volatile Organics				
Acetone		ND(0.010)	ND(0.0050) J	NA
Benzene		ND(0.0050)	ND(0.0010)	NA
Carbon Disulfide		ND(0.0050)	ND(0.0010)	NA
Chlorobenzene		0.0028 J	ND(0.0010)	NA
Chloroform		ND(0.0050)	ND(0.0010)	NA
Chloromethane		ND(0.0050)	0.00033 J	NA
Dibromomethane		ND(0.0050)	ND(0.0010)	NA
Methylene Chloride		ND(0.0050)	ND(0.0050)	NA
Tetrachloroethene		ND(0.0020)	ND(0.0010)	NA
Toluene		ND(0.0050)	0.0010	NA
Trichloroethene		ND(0.0050)	ND(0.0010)	NA
Vinyl Chloride		ND(0.0020)	ND(0.0010)	NA
Total VOCs		0.0028 J	0.0013 J	NA
PCBs-Unfiltered				
Aroclor-1221		NA	NA	NA
Aroclor-1248		NA	NA	NA
Aroclor-1254		NA	NA	NA
Aroclor-1260		NA	NA	NA
Total PCBs		NA	NA	NA
PCBs-Filtered				
Aroclor-1221		ND(0.000065) J	ND(0.00011) J	ND(0.000022)
Aroclor-1248		ND(0.000065) J	ND(0.00011) J	ND(0.000022)
Aroclor-1254		ND(0.000075) J	ND(0.00011) J	ND(0.000022)
Aroclor-1260		ND(0.000065) J	ND(0.00011) J	ND(0.000022)
Total PCBs		ND(0.000075) J	ND(0.00011) J	ND(0.000022)
Semivolatile Organics				
1,2,4-Trichlorobenzene		ND(0.010)	ND(0.010)	NA
2,4-Dimethylphenol		ND(0.010)	ND(0.010) J	NA
3,3'-Dichlorobenzidine		ND(0.020)	ND(0.020) J	NA
Acenaphthene		ND(0.010)	ND(0.010)	NA
bis(2-Ethylhexyl)phthalate		ND(0.0060) J	ND(0.010)	NA
Dibenzofuran		ND(0.010)	ND(0.010)	NA
Naphthalene		ND(0.010)	ND(0.010) J	NA
Phenol		ND(0.010)	ND(0.010)	NA
Organochlorine Pesticides				
None Detected		NA	NA	NA
Organophosphate Pesticides				
None Detected		NA	NA	NA
Herbicides				
None Detected		NA	NA	NA
Furans				
2,3,7,8-TCDF		ND(0.000000071)	ND(0.000000010)	NA
TCDFs (total)		ND(0.000000014)	ND(0.000000010)	NA
1,2,3,7,8-PeCDF		ND(0.000000089)	ND(0.000000051)	NA
2,3,4,7,8-PeCDF		ND(0.000000087)	ND(0.000000051)	NA
PeCDFs (total)		ND(0.000000088)	ND(0.000000051)	NA
1,2,3,4,7,8-HxCDF		ND(0.000000011)	ND(0.000000051)	NA
1,2,3,6,7,8-HxCDF		ND(0.000000099)	ND(0.000000051)	NA
1,2,3,7,8,9-HxCDF		ND(0.000000013)	ND(0.000000051)	NA
2,3,4,6,7,8-HxCDF		ND(0.000000011)	ND(0.000000051)	NA
HxCDFs (total)		ND(0.000000011)	ND(0.000000051)	NA
1,2,3,4,6,7,8-HpCDF		ND(0.000000066)	ND(0.000000051)	NA
1,2,3,4,7,8,9-HpCDF		ND(0.000000085)	ND(0.000000051)	NA
HpCDFs (total)		ND(0.00000023)	ND(0.000000051)	NA
OCDF		ND(0.000000035)	ND(0.000000010)	NA

Table B-1
OPCA Monitoring Program

Groundwater Quality Interim Report For Fall 2006
Groundwater Management Area 4
General Electric Company - Pittsfield, Massachusetts
(Results are presented in parts per million, ppm)

Parameter	Sample ID:	OPCA-MW-2		
	Laboratory: Date Collected:	SGS 04/18/06	SGS 11/09/06	NEA 11/09/06
Dioxins				
2,3,7,8-TCDD		ND(0.0000000051)	ND(0.0000000016)	NA
TCDDs (total)		ND(0.000000016)	ND(0.0000000016)	NA
1,2,3,7,8-PeCDD		ND(0.0000000072)	ND(0.0000000051)	NA
PeCDDs (total)		ND(0.000000016)	ND(0.0000000051)	NA
1,2,3,4,7,8-HxCDD		ND(0.0000000077)	ND(0.0000000051)	NA
1,2,3,6,7,8-HxCDD		ND(0.0000000071)	ND(0.0000000051)	NA
1,2,3,7,8,9-HxCDD		ND(0.0000000078)	ND(0.0000000051)	NA
HxCDDs (total)		ND(0.000000023)	ND(0.0000000051)	NA
1,2,3,4,6,7,8-HpCDD		ND(0.000000020)	ND(0.0000000051)	NA
HpCDDs (total)		ND(0.000000043)	ND(0.0000000051)	NA
OCDD		ND(0.000000046)	0.00000015 J	NA
Total TEQs (WHO TEFs)		0.000000012	0.0000000066	NA
Inorganics-Unfiltered				
Antimony		NA	NA	NA
Arsenic		NA	NA	NA
Barium		NA	NA	NA
Beryllium		NA	NA	NA
Cadmium		NA	NA	NA
Chromium		NA	NA	NA
Cobalt		NA	NA	NA
Copper		NA	NA	NA
Cyanide		NA	NA	NA
Lead		NA	NA	NA
Mercury		NA	NA	NA
Nickel		NA	NA	NA
Selenium		NA	NA	NA
Silver		NA	NA	NA
Sulfide		4.80 B	ND(1.00)	NA
Thallium		NA	NA	NA
Vanadium		NA	NA	NA
Zinc		NA	NA	NA
Inorganics-Filtered				
Antimony		ND(0.0600)	ND(0.0400)	NA
Arsenic		ND(0.0100)	ND(0.0100) J	NA
Barium		0.0180 B	ND(0.500) J	NA
Beryllium		ND(0.00100)	ND(0.0100) J	NA
Cadmium		ND(0.00500)	ND(0.00500)	NA
Chromium		ND(0.0100)	ND(0.0100)	NA
Cobalt		ND(0.0500)	ND(0.0100) J	NA
Copper		ND(0.0250)	ND(0.200)	NA
Cyanide		NA	NA	NA
Cyanide-MADEP (PAC)		ND(0.0100)	ND(0.0100)	NA
Lead		ND(0.00500)	ND(0.0100) J	NA
Mercury		ND(0.000200)	ND(0.000285)	NA
Nickel		ND(0.0400)	ND(0.0500) J	NA
Selenium		ND(0.00500)	ND(0.0200) J	NA
Silver		ND(0.00500)	ND(0.0100)	NA
Thallium		ND(0.0100)	ND(0.0100) J	NA
Vanadium		ND(0.0500)	ND(0.0500) J	NA
Zinc		ND(0.0200) J	0.00485 B	NA

Table B-1
OPCA Monitoring Program

Groundwater Quality Interim Report For Fall 2006
Groundwater Management Area 4
General Electric Company - Pittsfield, Massachusetts
(Results are presented in parts per million, ppm)

Parameter	Sample ID:	OPCA-MW-3	OPCA-MW-3	OPCA-MW-3	OPCA-MW-3
	Laboratory: Date Collected:	SGS 06/16/99	SGS 05/02/01	SGS 10/12/05	SGS 04/18/06
Volatile Organics					
Acetone		ND(0.10)	ND(0.010)	ND(0.010)	ND(0.010)
Benzene		ND(0.0050)	ND(0.0050)	ND(0.0050)	ND(0.0050)
Carbon Disulfide		ND(0.010)	ND(0.0050)	0.00055 J	ND(0.0050)
Chlorobenzene		ND(0.0050)	ND(0.0050)	ND(0.0050)	ND(0.0050)
Chloroform		ND(0.0050)	ND(0.0050)	ND(0.0050)	ND(0.0050)
Chloromethane		ND(0.010)	ND(0.0050)	ND(0.0050)	ND(0.0050)
Dibromomethane		ND(0.0050)	ND(0.0050)	ND(0.0050)	ND(0.0050)
Methylene Chloride		ND(0.0050)	ND(0.0050)	ND(0.0050)	ND(0.0050)
Tetrachloroethene		ND(0.0050)	ND(0.0020)	ND(0.0020)	ND(0.0020)
Toluene		ND(0.0050)	ND(0.0050)	ND(0.0050)	ND(0.0050)
Trichloroethene		ND(0.0050)	ND(0.0050)	ND(0.0050)	ND(0.0050)
Vinyl Chloride		ND(0.010)	ND(0.0020)	ND(0.0020)	ND(0.0020)
Total VOCs		ND(0.20)	ND(0.20)	0.00055 J	ND(0.20)
PCBs-Unfiltered					
Aroclor-1221		ND(0.000051)	ND(0.000065)	NA	NA
Aroclor-1248		ND(0.000051)	ND(0.000065)	NA	NA
Aroclor-1254		0.000040 J	ND(0.000065)	NA	NA
Aroclor-1260		ND(0.000051)	ND(0.000065)	NA	NA
Total PCBs		0.000040 J	ND(0.000065)	NA	NA
PCBs-Filtered					
Aroclor-1221		NA	ND(0.000065)	R	ND(0.000065)
Aroclor-1248		NA	ND(0.000065)	R	ND(0.000065)
Aroclor-1254		NA	ND(0.000065)	0.000047 J	0.00018
Aroclor-1260		NA	ND(0.000065)	R	ND(0.000065)
Total PCBs		NA	ND(0.000065)	0.000047 J	0.00018
Semivolatile Organics					
1,2,4-Trichlorobenzene		ND(0.011)	ND(0.010)	ND(0.010)	ND(0.010)
2,4-Dimethylphenol		ND(0.011)	ND(0.010)	R	ND(0.010)
3,3'-Dichlorobenzidine		ND(0.054)	ND(0.020)	ND(0.020)	ND(0.020)
Acenaphthene		ND(0.011)	ND(0.010)	ND(0.010)	ND(0.010)
bis(2-Ethylhexyl)phthalate		ND(0.011)	ND(0.0060)	ND(0.0060)	ND(0.0060) J
Dibenzofuran		ND(0.011)	ND(0.010)	ND(0.010)	ND(0.010)
Naphthalene		ND(0.011)	ND(0.010)	ND(0.010)	ND(0.010)
Phenol		ND(0.011)	ND(0.010)	R	ND(0.010)
Organochlorine Pesticides					
None Detected		NA	NA	NA	NA
Organophosphate Pesticides					
None Detected		NA	NA	NA	NA
Herbicides					
None Detected		NA	NA	NA	NA
Furans					
2,3,7,8-TCDF		ND(0.000000035)	ND(0.000000011)	0.000000024 J	ND(0.000000060)
TCDFs (total)		ND(0.000000035)	ND(0.000000011)	0.000000024 J	ND(0.000000010)
1,2,3,7,8-PeCDF		ND(0.000000041)	ND(0.000000016)	ND(0.000000049)	ND(0.000000090)
2,3,4,7,8-PeCDF		ND(0.000000039)	ND(0.000000016)	ND(0.000000049)	ND(0.000000088)
PeCDFs (total)		ND(0.000000041)	ND(0.000000016)	ND(0.000000049)	ND(0.000000089)
1,2,3,4,7,8-HxCDF		ND(0.000000013)	ND(0.000000010)	ND(0.000000049)	ND(0.000000013)
1,2,3,6,7,8-HxCDF		ND(0.000000013)	ND(0.000000010)	ND(0.000000049)	ND(0.000000012)
1,2,3,7,8,9-HxCDF		ND(0.000000018)	ND(0.000000013)	ND(0.000000049)	ND(0.000000016)
2,3,4,6,7,8-HxCDF		ND(0.000000013)	ND(0.000000011)	ND(0.000000049)	ND(0.000000013)
HxCDFs (total)		ND(0.000000018)	ND(0.000000011)	ND(0.000000049)	ND(0.000000013)
1,2,3,4,6,7,8-HpCDF		ND(0.000000080)	ND(0.000000014)	ND(0.000000049)	ND(0.000000073)
1,2,3,4,7,8,9-HpCDF		ND(0.000000099)	ND(0.000000017)	ND(0.000000049)	ND(0.000000095)
HpCDFs (total)		ND(0.000000099)	ND(0.000000015)	ND(0.000000049)	ND(0.000000015)
OCDF		ND(0.000000041)	ND(0.000000031)	ND(0.000000098)	ND(0.000000018)

Table B-1
OPCA Monitoring Program

Groundwater Quality Interim Report For Fall 2006
Groundwater Management Area 4
General Electric Company - Pittsfield, Massachusetts
(Results are presented in parts per million, ppm)

Parameter	Sample ID:	OPCA-MW-3	OPCA-MW-3	OPCA-MW-3	OPCA-MW-3
	Laboratory: Date Collected:	SGS 06/16/99	SGS 05/02/01	SGS 10/12/05	SGS 04/18/06
Dioxins					
2,3,7,8-TCDD		ND(0.000000020)	ND(0.000000016)	ND(0.000000024)	ND(0.000000062)
TCDDs (total)		ND(0.000000020)	ND(0.000000016)	ND(0.000000030)	ND(0.00000013)
1,2,3,7,8-PeCDD		ND(0.000000089)	ND(0.000000018)	ND(0.000000049)	ND(0.000000055)
PeCDDs (total)		ND(0.000000089)	ND(0.000000018)	ND(0.000000049)	ND(0.00000014)
1,2,3,4,7,8-HxCDD		ND(0.000000058)	ND(0.000000016)	ND(0.000000049)	ND(0.000000082)
1,2,3,6,7,8-HxCDD		ND(0.000000072)	ND(0.000000017)	ND(0.000000049)	ND(0.000000076)
1,2,3,7,8,9-HxCDD		ND(0.000000064)	ND(0.000000016)	ND(0.000000049)	ND(0.000000083)
HxCDDs (total)		ND(0.000000072)	ND(0.000000016)	ND(0.000000049)	ND(0.00000022)
1,2,3,4,6,7,8-HpCDD		ND(0.000000077)	ND(0.000000025)	ND(0.000000049)	ND(0.00000016)
HpCDDs (total)		ND(0.000000077)	ND(0.000000025)	ND(0.000000049)	ND(0.00000024)
OCDD		ND(0.000000048)	ND(0.000000010)	ND(0.000000022)	ND(0.00000025)
Total TEQs (WHO TEFs)		0.000000081	0.000000027	0.000000070	0.00000013
Inorganics-Unfiltered					
Antimony		ND(0.0600)	ND(0.0600)	NA	NA
Arsenic		ND(0.00600)	0.00420 B	NA	NA
Barium		0.00950	0.0760 B	NA	NA
Beryllium		ND(0.00600)	ND(0.00100)	NA	NA
Cadmium		ND(0.00600) J	ND(0.00500)	NA	NA
Chromium		ND(0.0130)	ND(0.025) J	NA	NA
Cobalt		ND(0.0600)	ND(0.0500)	NA	NA
Copper		ND(0.0330)	0.00610 B	NA	NA
Cyanide		ND(0.0200)	ND(0.0100)	NA	NA
Lead		ND(0.130) J	ND(0.0050) J	NA	NA
Mercury		ND(0.000500)	ND(0.000200)	NA	NA
Nickel		ND(0.0600)	ND(0.0400)	NA	NA
Selenium		ND(0.00600)	0.00540	NA	NA
Silver		ND(0.0130)	ND(0.00500)	NA	NA
Sulfide		ND(5.00)	ND(5.00)	ND(5.00)	ND(5.00)
Thallium		ND(0.0130)	ND(0.010) J	NA	NA
Vanadium		ND(0.0600)	ND(0.0500)	NA	NA
Zinc		0.0880	0.035 J	NA	NA
Inorganics-Filtered					
Antimony		NA	ND(0.0600)	ND(0.0600)	ND(0.0600)
Arsenic		NA	ND(0.0100)	ND(0.0100)	ND(0.0100)
Barium		NA	0.0700 B	0.0940 B	0.0380 B
Beryllium		NA	ND(0.00100)	ND(0.00100)	ND(0.00100)
Cadmium		NA	ND(0.00500)	0.000810 B	ND(0.00500)
Chromium		NA	ND(0.025) J	0.000630 B	ND(0.0100)
Cobalt		NA	ND(0.0500)	ND(0.0500)	0.00440 B
Copper		NA	0.00660 B	0.00190 B	0.00140 B
Cyanide		NA	NA	ND(0.01)	NA
Cyanide-MADEP (PAC)		NA	NA	NA	ND(0.0100)
Lead		NA	ND(0.0050) J	ND(0.00300)	ND(0.00500)
Mercury		NA	ND(0.000200)	ND(0.000200)	ND(0.000200)
Nickel		NA	ND(0.0400)	ND(0.04)	0.00200 B
Selenium		NA	ND(0.00500)	ND(0.00500) J	ND(0.00500)
Silver		NA	ND(0.00500)	ND(0.00500)	ND(0.00500)
Thallium		NA	ND(0.010) J	ND(0.0100) J	ND(0.0100)
Vanadium		NA	ND(0.0500)	ND(0.0500)	ND(0.0500)
Zinc		NA	0.017 J	ND(0.0200)	ND(0.0200) J

Table B-1
OPCA Monitoring Program

Groundwater Quality Interim Report For Fall 2006
Groundwater Management Area 4
General Electric Company - Pittsfield, Massachusetts
(Results are presented in parts per million, ppm)

Parameter	Sample ID:	OPCA-MW-3	OPCA-MW-3	OPCA-MW-4	OPCA-MW-4
	Laboratory: Date Collected:	SGS 11/10/06	NEA 11/10/06	SGS 06/15/99	SGS 05/02/01
Volatile Organics					
Acetone		ND(0.0050) J	NA	ND(0.10)	ND(0.010)
Benzene		ND(0.0010)	NA	ND(0.0050)	ND(0.0050)
Carbon Disulfide		ND(0.0010)	NA	ND(0.010)	ND(0.0050)
Chlorobenzene		ND(0.0010)	NA	ND(0.0050)	ND(0.0050)
Chloroform		ND(0.0010)	NA	ND(0.0050)	ND(0.0050)
Chloromethane		ND(0.0010)	NA	ND(0.010)	ND(0.0050)
Dibromomethane		ND(0.0010)	NA	ND(0.0050)	ND(0.0050)
Methylene Chloride		ND(0.0050)	NA	ND(0.0050)	ND(0.0050)
Tetrachloroethene		ND(0.0010)	NA	ND(0.0050)	ND(0.0020)
Toluene		ND(0.0010)	NA	ND(0.0050)	ND(0.0050)
Trichloroethene		ND(0.0010)	NA	ND(0.0050)	ND(0.0050)
Vinyl Chloride		ND(0.0010)	NA	ND(0.010)	ND(0.0020)
Total VOCs		ND(0.10)	NA	ND(0.20)	ND(0.20)
PCBs-Unfiltered					
Aroclor-1221		NA	NA	ND(0.000050)	ND(0.000065)
Aroclor-1248		NA	NA	ND(0.000050)	ND(0.000065)
Aroclor-1254		NA	NA	0.00089	0.00093
Aroclor-1260		NA	NA	ND(0.000050)	ND(0.000065)
Total PCBs		NA	NA	0.00089	0.00093
PCBs-Filtered					
Aroclor-1221		ND(0.00011) J	ND(0.000022)	NA	ND(0.000065)
Aroclor-1248		ND(0.00011) J	ND(0.000022)	NA	ND(0.000065)
Aroclor-1254		ND(0.00011) J	ND(0.000022)	NA	0.00015
Aroclor-1260		ND(0.00011) J	ND(0.000022)	NA	ND(0.000065)
Total PCBs		ND(0.00011) J	ND(0.000022)	NA	0.00015
Semivolatile Organics					
1,2,4-Trichlorobenzene		ND(0.010)	NA	ND(0.010)	ND(0.010)
2,4-Dimethylphenol		ND(0.010) J	NA	ND(0.010)	ND(0.010)
3,3'-Dichlorobenzidine		R	NA	ND(0.052)	ND(0.020)
Acenaphthene		ND(0.010)	NA	ND(0.010)	ND(0.010)
bis(2-Ethylhexyl)phthalate		ND(0.010)	NA	ND(0.010)	ND(0.0060)
Dibenzofuran		ND(0.010)	NA	ND(0.010)	ND(0.010)
Naphthalene		ND(0.010) J	NA	ND(0.010)	ND(0.010)
Phenol		ND(0.010) J	NA	ND(0.010)	ND(0.010)
Organochlorine Pesticides					
None Detected		NA	NA	NA	NA
Organophosphate Pesticides					
None Detected		NA	NA	NA	NA
Herbicides					
None Detected		NA	NA	NA	NA
Furans					
2,3,7,8-TCDF		ND(0.000000011)	NA	ND(0.000000070)	ND(0.000000012)
TCDFs (total)		ND(0.000000011)	NA	ND(0.000000070)	0.000000016
1,2,3,7,8-PeCDF		ND(0.000000055)	NA	ND(0.000000043)	ND(0.000000083)
2,3,4,7,8-PeCDF		ND(0.000000055)	NA	ND(0.000000040)	ND(0.000000011)
PeCDFs (total)		ND(0.000000055)	NA	ND(0.000000043)	ND(0.000000063)
1,2,3,4,7,8-HxCDF		ND(0.000000055)	NA	ND(0.000000090)	ND(0.000000053)
1,2,3,6,7,8-HxCDF		ND(0.000000055)	NA	ND(0.000000092)	ND(0.000000045)
1,2,3,7,8,9-HxCDF		ND(0.000000055)	NA	ND(0.000000087)	ND(0.000000056)
2,3,4,6,7,8-HxCDF		ND(0.000000055)	NA	ND(0.000000095)	ND(0.000000032)
HxCDFs (total)		ND(0.000000055)	NA	ND(0.000000095)	ND(0.000000019)
1,2,3,4,6,7,8-HpCDF		ND(0.000000055)	NA	ND(0.000000020)	ND(0.000000046)
1,2,3,4,7,8,9-HpCDF		ND(0.000000055)	NA	ND(0.000000020)	ND(0.000000037)
HpCDFs (total)		ND(0.000000055)	NA	ND(0.000000020)	ND(0.000000084)
OCDF		ND(0.000000011)	NA	ND(0.000000020)	ND(0.000000090)

Table B-1
OPCA Monitoring Program

Groundwater Quality Interim Report For Fall 2006
Groundwater Management Area 4
General Electric Company - Pittsfield, Massachusetts
(Results are presented in parts per million, ppm)

Parameter	Sample ID:	OPCA-MW-3	OPCA-MW-3	OPCA-MW-4	OPCA-MW-4
	Laboratory: Date Collected:	SGS 11/10/06	NEA 11/10/06	SGS 06/15/99	SGS 05/02/01
Dioxins					
2,3,7,8-TCDD		ND(0.000000011)	NA	ND(0.000000013)	ND(0.000000047)
TCDDs (total)		ND(0.000000015)	NA	ND(0.000000013)	ND(0.000000047)
1,2,3,7,8-PeCDD		ND(0.000000055)	NA	ND(0.000000018)	ND(0.000000065)
PeCDDs (total)		ND(0.000000055)	NA	ND(0.000000018)	ND(0.000000065)
1,2,3,4,7,8-HxCDD		ND(0.000000055)	NA	ND(0.000000013)	ND(0.000000043)
1,2,3,6,7,8-HxCDD		ND(0.000000055)	NA	ND(0.000000016)	ND(0.000000016)
1,2,3,7,8,9-HxCDD		ND(0.000000055)	NA	ND(0.000000014)	ND(0.000000052)
HxCDDs (total)		ND(0.000000055)	NA	ND(0.000000016)	ND(0.000000094)
1,2,3,4,6,7,8-HpCDD		ND(0.000000055)	NA	ND(0.000000027)	ND(0.000000064)
HpCDDs (total)		ND(0.000000055)	NA	ND(0.000000027)	ND(0.000000064)
OCDD		ND(0.000000011)	NA	ND(0.000000030)	ND(0.000000029)
Total TEQs (WHO TEFs)		0.000000069	NA	0.000000015	0.000000010
Inorganics-Unfiltered					
Antimony		NA	NA	ND(0.0600)	ND(0.0600)
Arsenic		NA	NA	ND(0.00600)	ND(0.0100)
Barium		NA	NA	0.0370	0.0270 B
Beryllium		NA	NA	ND(0.00600)	ND(0.00100)
Cadmium		NA	NA	ND(0.00600)	ND(0.00500)
Chromium		NA	NA	ND(0.0130)	ND(0.0100) J
Cobalt		NA	NA	ND(0.0600)	ND(0.0500)
Copper		NA	NA	ND(0.0330)	ND(0.0250)
Cyanide		NA	NA	ND(0.0200)	ND(0.0100)
Lead		NA	NA	ND(0.130) J	ND(0.00500) J
Mercury		NA	NA	ND(0.000500)	ND(0.000200)
Nickel		NA	NA	ND(0.0600)	ND(0.0400)
Selenium		NA	NA	ND(0.00600) J	ND(0.00500)
Silver		NA	NA	ND(0.0130)	ND(0.00500)
Sulfide		ND(1.00)	NA	ND(5.00)	ND(5.00)
Thallium		NA	NA	ND(0.0130)	ND(0.0100) J
Vanadium		NA	NA	ND(0.0600)	ND(0.0500)
Zinc		NA	NA	ND(0.0260)	0.0130 J
Inorganics-Filtered					
Antimony		ND(0.0400)	NA	NA	0.00800 B
Arsenic		ND(0.0100) J	NA	NA	ND(0.0100)
Barium		ND(0.500) J	NA	NA	0.0260 B
Beryllium		0.00135 J	NA	NA	ND(0.00100)
Cadmium		ND(0.00500) J	NA	NA	ND(0.00500)
Chromium		ND(0.0100)	NA	NA	ND(0.0100) J
Cobalt		ND(0.0100) J	NA	NA	ND(0.0500)
Copper		ND(0.200) J	NA	NA	ND(0.0250)
Cyanide		NA	NA	NA	NA
Cyanide-MADEP (PAC)		ND(0.0100)	NA	NA	NA
Lead		ND(0.0100) J	NA	NA	ND(0.00500) J
Mercury		ND(0.000285)	NA	NA	ND(0.000200)
Nickel		ND(0.0500) J	NA	NA	ND(0.0400)
Selenium		ND(0.0200) J	NA	NA	0.00650
Silver		ND(0.0100)	NA	NA	ND(0.00500)
Thallium		0.0110 J	NA	NA	ND(0.0100) J
Vanadium		ND(0.0500) J	NA	NA	ND(0.0500)
Zinc		0.00565 B	NA	NA	0.0150 J

**Table B-1
OPCA Monitoring Program**

**Groundwater Quality Interim Report For Fall 2006
Groundwater Management Area 4
General Electric Company - Pittsfield, Massachusetts
(Results are presented in parts per million, ppm)**

Parameter	Sample ID:	OPCA-MW-4	OPCA-MW-4	OPCA-MW-4	
	Laboratory: Date Collected:	SGS 10/11/05	SGS 04/18/06	SGS 11/09/06	NEA 11/09/06
Volatile Organics					
Acetone		ND(0.010)	ND(0.010)	ND(0.0050) J [ND(0.0050) J]	NA
Benzene		ND(0.0050)	ND(0.0050)	ND(0.0010) [ND(0.0010)]	NA
Carbon Disulfide		ND(0.0050) J	ND(0.0050)	ND(0.0010) [ND(0.0010)]	NA
Chlorobenzene		ND(0.0050)	ND(0.0050)	ND(0.0010) [ND(0.0010)]	NA
Chloroform		ND(0.0050)	ND(0.0050)	ND(0.0010) [ND(0.0010)]	NA
Chloromethane		ND(0.0050)	ND(0.0050)	0.00068 J [0.00039 J]	NA
Dibromomethane		ND(0.0050)	ND(0.0050)	ND(0.0010) [ND(0.0010)]	NA
Methylene Chloride		ND(0.0050)	ND(0.0050)	ND(0.0050) [ND(0.0050)]	NA
Tetrachloroethene		ND(0.0020)	ND(0.0020)	ND(0.0010) [ND(0.0010)]	NA
Toluene		ND(0.0050)	ND(0.0050)	ND(0.0010) [0.00073 J]	NA
Trichloroethene		0.0010 J	0.0016 J	0.0020 [0.0020]	NA
Vinyl Chloride		ND(0.0020)	ND(0.0020)	0.00055 J [0.00057 J]	NA
Total VOCs		0.0010 J	0.0016 J	0.0032 J [0.0037 J]	NA
PCBs-Unfiltered					
Aroclor-1221		NA	NA	NA	NA
Aroclor-1248		NA	NA	NA	NA
Aroclor-1254		NA	NA	NA	NA
Aroclor-1260		NA	NA	NA	NA
Total PCBs		NA	NA	NA	NA
PCBs-Filtered					
Aroclor-1221		ND(0.000065)	ND(0.000065)	ND(0.00011) J [ND(0.00011) J]	ND(0.000022)
Aroclor-1248		ND(0.000065)	ND(0.000065)	ND(0.00011) J [ND(0.00011) J]	ND(0.000022)
Aroclor-1254		0.00028	0.00031	ND(0.00011) J [ND(0.00011) J]	0.00023
Aroclor-1260		ND(0.000065)	ND(0.000065)	ND(0.00011) J [ND(0.00011) J]	ND(0.000022)
Total PCBs		0.00028	0.00031	ND(0.00011) J [ND(0.00011) J]	0.00023
Semivolatile Organics					
1,2,4-Trichlorobenzene		ND(0.010)	ND(0.010)	ND(0.010) [ND(0.010)]	NA
2,4-Dimethylphenol		ND(0.010)	ND(0.010)	ND(0.010) J [ND(0.010) J]	NA
3,3'-Dichlorobenzidine		ND(0.020)	ND(0.020)	ND(0.020) J [R]	NA
Acenaphthene		ND(0.010)	ND(0.010)	ND(0.010) [ND(0.010)]	NA
bis(2-Ethylhexyl)phthalate		ND(0.0060)	ND(0.0060) J	ND(0.010) [ND(0.010)]	NA
Dibenzofuran		ND(0.010)	ND(0.010)	ND(0.010) [ND(0.010)]	NA
Naphthalene		ND(0.010)	ND(0.010)	ND(0.010) J [ND(0.010) J]	NA
Phenol		ND(0.010)	ND(0.010)	ND(0.010) [ND(0.010)]	NA
Organochlorine Pesticides					
None Detected		NA	NA	NA	NA
Organophosphate Pesticides					
None Detected		NA	NA	NA	NA
Herbicides					
None Detected		NA	NA	NA	NA
Furans					
2,3,7,8-TCDF		0.000000033 J	ND(0.000000053)	ND(0.000000010) [ND(0.000000010)]	NA
TCDFs (total)		0.000000076 J	ND(0.000000014)	0.000000052 J [0.000000029 J]	NA
1,2,3,7,8-PeCDF		ND(0.000000050)	ND(0.000000072)	ND(0.000000050) [ND(0.000000052)]	NA
2,3,4,7,8-PeCDF		ND(0.000000050)	ND(0.000000070)	ND(0.000000050) [ND(0.000000052)]	NA
PeCDFs (total)		0.000000014 J	0.000000033 J	0.000000019 J [0.000000013 J]	NA
1,2,3,4,7,8-HxCDF		ND(0.000000050)	ND(0.000000095)	ND(0.000000050) [ND(0.000000052)]	NA
1,2,3,6,7,8-HxCDF		ND(0.000000050)	ND(0.000000084)	ND(0.000000050) [ND(0.000000052)]	NA
1,2,3,7,8,9-HxCDF		ND(0.000000050)	ND(0.000000011)	ND(0.000000050) [ND(0.000000052)]	NA
2,3,4,6,7,8-HxCDF		ND(0.000000050)	ND(0.000000095)	ND(0.000000050) [ND(0.000000052)]	NA
HxCDFs (total)		ND(0.000000050)	ND(0.000000096)	ND(0.000000050) [ND(0.000000052)]	NA
1,2,3,4,6,7,8-HpCDF		ND(0.000000050)	ND(0.000000014)	ND(0.000000050) [ND(0.000000052)]	NA
1,2,3,4,7,8,9-HpCDF		ND(0.000000050)	ND(0.000000018)	ND(0.000000050) [ND(0.000000052)]	NA
HpCDFs (total)		ND(0.000000050)	ND(0.000000012)	ND(0.000000050) [ND(0.000000052)]	NA
OCDF		ND(0.000000010)	ND(0.000000020)	ND(0.000000010) [ND(0.000000010)]	NA

Table B-1
OPCA Monitoring Program

Groundwater Quality Interim Report For Fall 2006
Groundwater Management Area 4
General Electric Company - Pittsfield, Massachusetts
(Results are presented in parts per million, ppm)

Parameter	Sample ID:	OPCA-MW-4	OPCA-MW-4	OPCA-MW-4	
	Laboratory:	SGS	SGS	SGS	NEA
Date Collected:		10/11/05	04/18/06	11/09/06	11/09/06
Dioxins					
2,3,7,8-TCDD		ND(0.000000021)	ND(0.000000047)	ND(0.000000010) [ND(0.000000014)]	NA
TCDDs (total)		ND(0.000000026)	ND(0.000000014)	ND(0.000000010) [ND(0.000000014)]	NA
1,2,3,7,8-PeCDD		ND(0.000000050)	ND(0.000000010)	ND(0.000000050) [ND(0.000000052)]	NA
PeCDDs (total)		ND(0.000000050)	ND(0.000000010)	ND(0.000000050) [ND(0.000000052)]	NA
1,2,3,4,7,8-HxCDD		ND(0.000000050)	ND(0.000000079)	ND(0.000000050) [ND(0.000000052)]	NA
1,2,3,6,7,8-HxCDD		ND(0.000000050)	ND(0.000000073)	ND(0.000000050) [ND(0.000000052)]	NA
1,2,3,7,8,9-HxCDD		ND(0.000000050)	ND(0.000000080)	ND(0.000000050) [ND(0.000000052)]	NA
HxCDDs (total)		ND(0.000000050)	ND(0.000000021)	ND(0.000000050) [ND(0.000000052)]	NA
1,2,3,4,6,7,8-HpCDD		ND(0.000000050)	ND(0.000000012)	ND(0.000000050) [ND(0.000000052)]	NA
HpCDDs (total)		ND(0.000000050)	ND(0.000000022)	ND(0.000000050) [ND(0.000000052)]	NA
OCDD		ND(0.000000020)	ND(0.000000031)	ND(0.000000010) [ND(0.000000010)]	NA
Total TEQs (WHO TEFs)		0.0000000071	0.000000013	0.0000000063 [0.0000000066]	NA
Inorganics-Unfiltered					
Antimony		NA	NA	NA	NA
Arsenic		NA	NA	NA	NA
Barium		NA	NA	NA	NA
Beryllium		NA	NA	NA	NA
Cadmium		NA	NA	NA	NA
Chromium		NA	NA	NA	NA
Cobalt		NA	NA	NA	NA
Copper		NA	NA	NA	NA
Cyanide		NA	NA	NA	NA
Lead		NA	NA	NA	NA
Mercury		NA	NA	NA	NA
Nickel		NA	NA	NA	NA
Selenium		NA	NA	NA	NA
Silver		NA	NA	NA	NA
Sulfide		ND(5.00)	4.00 B	ND(1.00) [ND(1.00)]	NA
Thallium		NA	NA	NA	NA
Vanadium		NA	NA	NA	NA
Zinc		NA	NA	NA	NA
Inorganics-Filtered					
Antimony		ND(0.0600)	ND(0.0600)	ND(0.0400) [ND(0.0400)]	NA
Arsenic		ND(0.0100)	ND(0.0100)	ND(0.0100) J [ND(0.0100) J]	NA
Barium		0.0300 B	0.0290 B	ND(0.500) J [ND(0.500) J]	NA
Beryllium		ND(0.00100)	ND(0.00100)	0.000590 J [0.00249 J]	NA
Cadmium		ND(0.00500)	ND(0.00500)	ND(0.00500) J [ND(0.00500)]	NA
Chromium		0.000600 B	ND(0.0100)	ND(0.0100) [ND(0.0100)]	NA
Cobalt		ND(0.0500)	ND(0.0500)	ND(0.0100) J [ND(0.0100) J]	NA
Copper		0.00150 B	ND(0.0250)	ND(0.200) J [ND(0.200)]	NA
Cyanide		ND(0.0100)	NA	NA	NA
Cyanide-MADEP (PAC)		NA	ND(0.0100)	ND(0.0100) [ND(0.0100)]	NA
Lead		ND(0.00300)	ND(0.00500)	ND(0.0100) J [ND(0.0100) J]	NA
Mercury		ND(0.000200)	ND(0.000200)	ND(0.000285) [ND(0.000285)]	NA
Nickel		ND(0.0400)	ND(0.0400)	ND(0.0500) J [ND(0.0500) J]	NA
Selenium		ND(0.00500)	ND(0.00500)	ND(0.0200) J [ND(0.0200) J]	NA
Silver		ND(0.00500)	ND(0.00500)	ND(0.0100) [ND(0.0100)]	NA
Thallium		ND(0.0100)	ND(0.0100)	0.00666 J [ND(0.0100) J]	NA
Vanadium		ND(0.0500)	ND(0.0500)	ND(0.0500) J [ND(0.0500) J]	NA
Zinc		0.0720	0.0260 J	0.00883 B [0.00999 B]	NA

Table B-1
OPCA Monitoring Program

Groundwater Quality Interim Report For Fall 2006
Groundwater Management Area 4
General Electric Company - Pittsfield, Massachusetts
(Results are presented in parts per million, ppm)

Sample ID:	OPCA-MW-5	OPCA-MW-5R	OPCA-MW-5R	OPCA-MW-5R
Laboratory:	SGS	SGS	SGS	SGS
Date Collected:	06/15/99	06/28/01	10/11/05	04/18/06
Volatile Organics				
Acetone	ND(0.10)	ND(0.010) J	ND(0.010)	ND(0.010)
Benzene	ND(0.0050)	ND(0.0050)	ND(0.0050)	ND(0.0050)
Carbon Disulfide	ND(0.010)	ND(0.0050)	ND(0.0050) J	ND(0.0050)
Chlorobenzene	ND(0.0050)	ND(0.0050)	ND(0.0050)	0.0021 J
Chloroform	ND(0.0050)	ND(0.0050)	ND(0.0050)	ND(0.0050)
Chloromethane	ND(0.010)	ND(0.0050)	ND(0.0050)	ND(0.0050)
Dibromomethane	ND(0.0050)	ND(0.0050)	ND(0.0050)	ND(0.0050)
Methylene Chloride	ND(0.0050)	ND(0.0050)	ND(0.0050)	ND(0.0050)
Tetrachloroethene	ND(0.0050)	ND(0.0020)	ND(0.0020)	ND(0.0020)
Toluene	ND(0.0050)	ND(0.0050)	0.0015 J	ND(0.0050)
Trichloroethene	ND(0.0050)	ND(0.0050)	ND(0.0050)	ND(0.0050)
Vinyl Chloride	ND(0.010)	ND(0.0020)	ND(0.0020)	0.0071
Total VOCs	ND(0.20)	ND(0.20)	0.0015 J	0.0092 J
PCBs-Unfiltered				
Aroclor-1221	ND(0.000051)	ND(0.000065)	NA	NA
Aroclor-1248	ND(0.000051)	ND(0.000065)	NA	NA
Aroclor-1254	ND(0.000051)	ND(0.000065)	NA	NA
Aroclor-1260	ND(0.000051)	ND(0.000065)	NA	NA
Total PCBs	ND(0.000051)	ND(0.000065)	NA	NA
PCBs-Filtered				
Aroclor-1221	NA	ND(0.000065)	ND(0.000065)	ND(0.000065)
Aroclor-1248	NA	ND(0.000065)	ND(0.000065)	ND(0.000065)
Aroclor-1254	NA	ND(0.000065)	0.00011	0.00026
Aroclor-1260	NA	ND(0.000065)	ND(0.000065)	ND(0.000065)
Total PCBs	NA	ND(0.000065)	0.00011	0.00026
Semivolatile Organics				
1,2,4-Trichlorobenzene	ND(0.010)	ND(0.010)	ND(0.010)	ND(0.010)
2,4-Dimethylphenol	ND(0.010)	ND(0.010)	ND(0.010)	R
3,3'-Dichlorobenzidine	ND(0.051)	ND(0.020) J	ND(0.020)	ND(0.020)
Acenaphthene	ND(0.010)	0.011	ND(0.010)	ND(0.010)
bis(2-Ethylhexyl)phthalate	ND(0.010)	ND(0.0060) J	ND(0.0060)	ND(0.0060) J
Dibenzofuran	ND(0.010)	0.0038 J	ND(0.010)	ND(0.010)
Naphthalene	ND(0.010)	0.062	ND(0.010)	ND(0.010)
Phenol	ND(0.010)	ND(0.010)	ND(0.010)	R
Organochlorine Pesticides				
None Detected	NA	NA	NA	NA
Organophosphate Pesticides				
None Detected	NA	NA	NA	NA
Herbicides				
None Detected	NA	NA	NA	NA
Furans				
2,3,7,8-TCDF	ND(0.0000000080)	ND(0.00000000015)	0.0000000033 J	ND(0.0000000041)
TCDFs (total)	ND(0.0000000080)	ND(0.00000000015)	0.0000000033 J	ND(0.000000012)
1,2,3,7,8-PeCDF	ND(0.0000000028)	ND(0.000000000080)	ND(0.0000000049)	ND(0.0000000059)
2,3,4,7,8-PeCDF	ND(0.0000000027)	ND(0.000000000080)	ND(0.0000000049)	ND(0.0000000057)
PeCDFs (total)	ND(0.0000000028)	ND(0.000000000080)	ND(0.0000000049)	ND(0.0000000058)
1,2,3,4,7,8-HxCDF	ND(0.0000000050)	ND(0.00000000020)	ND(0.0000000049)	ND(0.000000010)
1,2,3,6,7,8-HxCDF	ND(0.0000000051)	ND(0.000000000019)	ND(0.0000000049)	ND(0.0000000092)
1,2,3,7,8,9-HxCDF	ND(0.0000000049)	ND(0.000000000024)	ND(0.0000000049)	ND(0.000000012)
2,3,4,6,7,8-HxCDF	ND(0.0000000053)	ND(0.000000000022)	ND(0.0000000049)	ND(0.000000010)
HxCDFs (total)	ND(0.0000000053)	ND(0.000000000021)	ND(0.0000000049)	ND(0.000000010)
1,2,3,4,6,7,8-HpCDF	ND(0.0000000088)	ND(0.000000000019)	ND(0.0000000049)	ND(0.000000012)
1,2,3,4,7,8,9-HpCDF	ND(0.0000000088)	ND(0.000000000023)	ND(0.0000000049)	ND(0.0000000066)
HpCDFs (total)	ND(0.0000000088)	ND(0.000000000021)	ND(0.0000000049)	ND(0.000000014)
OCDF	ND(0.0000000078)	ND(0.00000000010)	ND(0.0000000099)	ND(0.000000017)

Table B-1
OPCA Monitoring Program

Groundwater Quality Interim Report For Fall 2006
Groundwater Management Area 4
General Electric Company - Pittsfield, Massachusetts
(Results are presented in parts per million, ppm)

Sample ID: Laboratory: Date Collected:	OPCA-MW-5 SGS 06/15/99	OPCA-MW-5R SGS 06/28/01	OPCA-MW-5R SGS 10/11/05	OPCA-MW-5R SGS 04/18/06
Dioxins				
2,3,7,8-TCDD	ND(0.000000012)	ND(0.000000000031)	ND(0.0000000023)	ND(0.0000000049)
TCDDs (total)	ND(0.000000012)	ND(0.000000000031)	ND(0.0000000023)	ND(0.000000013)
1,2,3,7,8-PeCDD	ND(0.000000014)	ND(0.000000000015)	ND(0.0000000049)	ND(0.0000000094)
PeCDDs (total)	ND(0.000000014)	ND(0.000000000044)	ND(0.0000000049)	ND(0.0000000094)
1,2,3,4,7,8-HxCDD	ND(0.0000000062)	ND(0.000000000029)	ND(0.0000000049)	ND(0.0000000063)
1,2,3,6,7,8-HxCDD	ND(0.0000000077)	ND(0.000000000031)	ND(0.0000000049)	ND(0.0000000058)
1,2,3,7,8,9-HxCDD	ND(0.0000000068)	ND(0.000000000028)	ND(0.0000000049)	ND(0.0000000063)
HxCDDs (total)	ND(0.0000000077)	ND(0.000000000033)	ND(0.0000000049)	ND(0.000000017)
1,2,3,4,6,7,8-HpCDD	ND(0.000000012)	ND(0.000000000028)	ND(0.0000000049)	ND(0.000000011)
HpCDDs (total)	ND(0.000000012)	ND(0.000000000040)	ND(0.0000000049)	ND(0.000000022)
OCDD	ND(0.000000012)	ND(0.000000000016) X	ND(0.0000000018)	ND(0.000000029)
Total TEQs (WHO TEFs)	0.000000011	0.000000000035	0.0000000071	0.000000012
Inorganics-Unfiltered				
Antimony	ND(0.0600)	ND(0.0600)	NA	NA
Arsenic	ND(0.00600)	0.00790 B	NA	NA
Barium	0.0290	0.0590 B	NA	NA
Beryllium	ND(0.00600)	ND(0.00100)	NA	NA
Cadmium	ND(0.00600)	ND(0.00500)	NA	NA
Chromium	ND(0.0130)	0.00430 B	NA	NA
Cobalt	ND(0.0600)	0.00620 B	NA	NA
Copper	ND(0.0330)	ND(0.0250)	NA	NA
Cyanide	ND(0.0200)	ND(0.0100)	NA	NA
Lead	ND(0.130) J	ND(0.00500)	NA	NA
Mercury	ND(0.000500)	ND(0.000200)	NA	NA
Nickel	ND(0.0600)	ND(0.0400)	NA	NA
Selenium	ND(0.00600) J	ND(0.00500)	NA	NA
Silver	ND(0.0130)	ND(0.00500)	NA	NA
Sulfide	ND(5.00)	8.00	ND(5.00)	2.40 B
Thallium	ND(0.0130)	ND(0.0100)	NA	NA
Vanadium	ND(0.0600)	ND(0.0500)	NA	NA
Zinc	ND(0.0260)	0.0150 B	NA	NA
Inorganics-Filtered				
Antimony	NA	ND(0.0600)	ND(0.0600)	ND(0.0600)
Arsenic	NA	ND(0.0100)	ND(0.0100)	ND(0.0100)
Barium	NA	0.0440 B	0.0310 B	0.0990 B
Beryllium	NA	0.000860 B	ND(0.00100)	ND(0.00100)
Cadmium	NA	0.00140 B	ND(0.00500)	0.000870 B
Chromium	NA	ND(0.0100)	ND(0.0100)	0.000690 B
Cobalt	NA	0.00660 B	ND(0.0500)	0.00140 B
Copper	NA	ND(0.0250)	0.00210 B	0.0190 B
Cyanide	NA	NA	0.00230 B	NA
Cyanide-MADEP (PAC)	NA	NA	NA	ND(0.0100)
Lead	NA	ND(0.00500)	ND(0.00300)	ND(0.00500)
Mercury	NA	ND(0.000200)	ND(0.000200)	ND(0.000200)
Nickel	NA	ND(0.0400)	ND(0.0400)	0.00270 B
Selenium	NA	ND(0.00500)	ND(0.00500)	ND(0.00500)
Silver	NA	ND(0.00500)	ND(0.00500)	ND(0.00500)
Thallium	NA	ND(0.0100)	ND(0.0100)	ND(0.0100)
Vanadium	NA	ND(0.0500)	ND(0.0500)	ND(0.0500)
Zinc	NA	0.0110 B	ND(0.02)	0.00360 J

Table B-1
OPCA Monitoring Program

Groundwater Quality Interim Report For Fall 2006
Groundwater Management Area 4
General Electric Company - Pittsfield, Massachusetts
(Results are presented in parts per million, ppm)

Sample ID: Laboratory: Date Collected:	OPCA-MW-5R		OPCA-MW-6	OPCA-MW-6
	SGS 11/09/06	NEA 11/09/06	SGS 06/15/99	SGS 05/02/01
Volatile Organics				
Acetone	ND(0.0050) J	NA	ND(0.10)	ND(0.010)
Benzene	0.00024 J	NA	ND(0.0050)	ND(0.0050)
Carbon Disulfide	ND(0.0010)	NA	ND(0.010)	ND(0.0050)
Chlorobenzene	0.0018	NA	ND(0.0050)	ND(0.0050)
Chloroform	ND(0.0010)	NA	ND(0.0050)	ND(0.0050)
Chloromethane	ND(0.0010)	NA	ND(0.010)	ND(0.0050)
Dibromomethane	ND(0.0010)	NA	ND(0.0050)	ND(0.0050)
Methylene Chloride	ND(0.0050)	NA	ND(0.0050)	ND(0.0050)
Tetrachloroethene	ND(0.0010)	NA	ND(0.0050)	ND(0.0020)
Toluene	0.0011	NA	ND(0.0050)	ND(0.0050)
Trichloroethene	ND(0.0010)	NA	ND(0.0050)	ND(0.0050)
Vinyl Chloride	ND(0.0010)	NA	ND(0.010)	ND(0.0020)
Total VOCs	0.0031 J	NA	ND(0.20)	ND(0.20)
PCBs-Unfiltered				
Aroclor-1221	NA	NA	ND(0.000050)	ND(0.000065)
Aroclor-1248	NA	NA	ND(0.000050)	ND(0.000065)
Aroclor-1254	NA	NA	0.00012	ND(0.000065)
Aroclor-1260	NA	NA	ND(0.000050)	ND(0.000065)
Total PCBs	NA	NA	0.00012	ND(0.000065)
PCBs-Filtered				
Aroclor-1221	ND(0.00010) J	ND(0.000022) J	NA	ND(0.000065)
Aroclor-1248	ND(0.00010) J	ND(0.000022) J	NA	ND(0.000065)
Aroclor-1254	ND(0.00010) J	ND(0.000022) J	NA	ND(0.000065)
Aroclor-1260	ND(0.00010) J	ND(0.000022) J	NA	ND(0.000065)
Total PCBs	ND(0.00010) J	ND(0.000022) J	NA	ND(0.000065)
Semivolatile Organics				
1,2,4-Trichlorobenzene	ND(0.010)	NA	ND(0.010)	ND(0.010)
2,4-Dimethylphenol	ND(0.010) J	NA	ND(0.010)	ND(0.010)
3,3'-Dichlorobenzidine	ND(0.020) J	NA	ND(0.052)	ND(0.020)
Acenaphthene	ND(0.010)	NA	ND(0.010)	ND(0.010)
bis(2-Ethylhexyl)phthalate	ND(0.010)	NA	ND(0.010)	ND(0.0060)
Dibenzofuran	ND(0.010)	NA	ND(0.010)	ND(0.010)
Naphthalene	ND(0.010) J	NA	ND(0.010)	ND(0.010)
Phenol	ND(0.010)	NA	ND(0.010)	ND(0.010)
Organochlorine Pesticides				
None Detected	NA	NA	NA	NA
Organophosphate Pesticides				
None Detected	NA	NA	NA	NA
Herbicides				
None Detected	NA	NA	NA	NA
Furans				
2,3,7,8-TCDF	ND(0.000000010)	NA	ND(0.0000000090)	ND(0.000000012)
TCDFs (total)	0.000000012 J	NA	ND(0.0000000090)	ND(0.000000012)
1,2,3,7,8-PeCDF	ND(0.0000000051)	NA	ND(0.0000000033)	ND(0.000000016)
2,3,4,7,8-PeCDF	ND(0.0000000051)	NA	ND(0.0000000031)	ND(0.000000016)
PeCDFs (total)	ND(0.0000000051)	NA	ND(0.0000000033)	ND(0.000000016)
1,2,3,4,7,8-HxCDF	ND(0.0000000051)	NA	ND(0.0000000089)	ND(0.000000015)
1,2,3,6,7,8-HxCDF	ND(0.0000000051)	NA	ND(0.0000000092)	ND(0.000000011)
1,2,3,7,8,9-HxCDF	ND(0.0000000051)	NA	ND(0.0000000087)	ND(0.000000014)
2,3,4,6,7,8-HxCDF	ND(0.0000000051)	NA	ND(0.0000000096)	ND(0.000000012)
HxCDFs (total)	ND(0.0000000051)	NA	ND(0.0000000095)	ND(0.000000015)
1,2,3,4,6,7,8-HpCDF	ND(0.0000000051)	NA	ND(0.000000020)	ND(0.000000017)
1,2,3,4,7,8,9-HpCDF	ND(0.0000000051)	NA	ND(0.000000020)	ND(0.000000020)
HpCDFs (total)	ND(0.0000000051)	NA	ND(0.000000020)	ND(0.000000018)
OCDF	ND(0.000000010)	NA	ND(0.000000020)	ND(0.000000039)

**Table B-1
OPCA Monitoring Program**

**Groundwater Quality Interim Report For Fall 2006
Groundwater Management Area 4
General Electric Company - Pittsfield, Massachusetts
(Results are presented in parts per million, ppm)**

Sample ID: Laboratory: Date Collected:	OPCA-MW-5R		OPCA-MW-6	OPCA-MW-6
	SGS 11/09/06	NEA 11/09/06	SGS 06/15/99	SGS 05/02/01
Dioxins				
2,3,7,8-TCDD	ND(0.0000000015)	NA	ND(0.0000000012)	ND(0.0000000017)
TCDDs (total)	ND(0.0000000015)	NA	ND(0.0000000012)	ND(0.0000000017)
1,2,3,7,8-PeCDD	ND(0.0000000051)	NA	ND(0.0000000012)	ND(0.0000000019)
PeCDDs (total)	ND(0.0000000051)	NA	ND(0.0000000012)	ND(0.0000000019)
1,2,3,4,7,8-HxCDD	ND(0.0000000051)	NA	ND(0.0000000012)	ND(0.0000000016)
1,2,3,6,7,8-HxCDD	ND(0.0000000051)	NA	ND(0.0000000015)	ND(0.0000000016)
1,2,3,7,8,9-HxCDD	ND(0.0000000051)	NA	ND(0.0000000013)	ND(0.0000000016)
HxCDDs (total)	ND(0.0000000051)	NA	ND(0.0000000015)	ND(0.0000000016)
1,2,3,4,6,7,8-HpCDD	ND(0.0000000051)	NA	ND(0.0000000026)	ND(0.0000000026)
HpCDDs (total)	ND(0.0000000051)	NA	ND(0.0000000026)	ND(0.0000000026)
OCDD	0.000000012 J	NA	ND(0.000000029)	ND(0.0000000047)
Total TEQs (WHO TEFs)	0.0000000067	NA	0.000000012	0.0000000028
Inorganics-Unfiltered				
Antimony	NA	NA	ND(0.0600)	ND(0.0600)
Arsenic	NA	NA	ND(0.00600)	ND(0.0100)
Barium	NA	NA	0.0300	0.0170 B
Beryllium	NA	NA	ND(0.00600)	ND(0.00100)
Cadmium	NA	NA	ND(0.00600)	ND(0.00500)
Chromium	NA	NA	ND(0.0130)	ND(0.0100) J
Cobalt	NA	NA	ND(0.0600)	ND(0.0500)
Copper	NA	NA	ND(0.0330)	0.00400 B
Cyanide	NA	NA	ND(0.0200)	ND(0.0100)
Lead	NA	NA	ND(0.130) J	ND(0.00500) J
Mercury	NA	NA	ND(0.000500)	ND(0.000200)
Nickel	NA	NA	ND(0.0600)	ND(0.0400)
Selenium	NA	NA	ND(0.00600) J	0.00570
Silver	NA	NA	ND(0.0130)	ND(0.00500)
Sulfide	ND(1.00)	NA	ND(5.00)	ND(5.00)
Thallium	NA	NA	ND(0.0130)	ND(0.0100) J
Vanadium	NA	NA	ND(0.0600)	ND(0.0500)
Zinc	NA	NA	ND(0.0260)	0.0210 J
Inorganics-Filtered				
Antimony	ND(0.0400)	NA	NA	ND(0.0600)
Arsenic	ND(0.0100) J	NA	NA	ND(0.0100)
Barium	ND(0.500) J	NA	NA	0.0160 B
Beryllium	ND(0.0100) J	NA	NA	ND(0.00100)
Cadmium	ND(0.00500) J	NA	NA	ND(0.00500)
Chromium	ND(0.0100)	NA	NA	ND(0.0100) J
Cobalt	ND(0.0100) J	NA	NA	ND(0.0500)
Copper	ND(0.200) J	NA	NA	ND(0.0250)
Cyanide	NA	NA	NA	NA
Cyanide-MADEP (PAC)	ND(0.0100)	NA	NA	NA
Lead	ND(0.0100) J	NA	NA	ND(0.00500) J
Mercury	ND(0.000285)	NA	NA	ND(0.000200)
Nickel	0.00498 J	NA	NA	ND(0.0400)
Selenium	ND(0.0200) J	NA	NA	0.00590
Silver	ND(0.0100)	NA	NA	ND(0.00500)
Thallium	0.00828 J	NA	NA	ND(0.0100) J
Vanadium	ND(0.0500) J	NA	NA	ND(0.0500)
Zinc	0.0140 B	NA	NA	0.0150 J

Table B-1
OPCA Monitoring Program

Groundwater Quality Interim Report For Fall 2006
Groundwater Management Area 4
General Electric Company - Pittsfield, Massachusetts
(Results are presented in parts per million, ppm)

Parameter	Sample ID: Laboratory: Date Collected:	OPCA-MW-6	OPCA-MW-6	OPCA-MW-6	
		SGS 10/17/05	SGS 04/17/06	SGS 11/09/06	NEA 11/09/06
Volatile Organics					
Acetone		ND(0.010)	ND(0.010) J	ND(0.0050) J	NA
Benzene		ND(0.0050)	ND(0.0050)	ND(0.0010)	NA
Carbon Disulfide		ND(0.0050)	ND(0.0050)	ND(0.0010)	NA
Chlorobenzene		ND(0.0050)	ND(0.0050)	ND(0.0010)	NA
Chloroform		ND(0.0050)	ND(0.0050)	ND(0.0010)	NA
Chloromethane		ND(0.0050)	ND(0.0050)	ND(0.0010)	NA
Dibromomethane		ND(0.0050)	ND(0.0050)	ND(0.0010)	NA
Methylene Chloride		ND(0.0050)	ND(0.0050)	ND(0.0050)	NA
Tetrachloroethene		ND(0.0020) J	ND(0.0020)	ND(0.0010)	NA
Toluene		ND(0.0050)	ND(0.0050)	0.00027 J	NA
Trichloroethene		ND(0.0050)	ND(0.0050)	ND(0.0010)	NA
Vinyl Chloride		ND(0.0020)	ND(0.0020)	ND(0.0010)	NA
Total VOCs		ND(0.20)	ND(0.20)	0.00027 J	NA
PCBs-Unfiltered					
Aroclor-1221		NA	NA	NA	NA
Aroclor-1248		NA	NA	NA	NA
Aroclor-1254		NA	NA	NA	NA
Aroclor-1260		NA	NA	NA	NA
Total PCBs		NA	NA	NA	NA
PCBs-Filtered					
Aroclor-1221		ND(0.000065)	ND(0.000065)	ND(0.00011) J	ND(0.000022)
Aroclor-1248		ND(0.000065)	ND(0.000065)	ND(0.00011) J	ND(0.000022)
Aroclor-1254		0.000078	ND(0.00016)	ND(0.00011) J	ND(0.000022)
Aroclor-1260		ND(0.000065)	ND(0.000065)	ND(0.00011) J	ND(0.000022)
Total PCBs		0.000078	ND(0.00016)	ND(0.00011) J	ND(0.000022)
Semivolatile Organics					
1,2,4-Trichlorobenzene		ND(0.010)	ND(0.010)	ND(0.010)	NA
2,4-Dimethylphenol		ND(0.010)	ND(0.010)	ND(0.010) J	NA
3,3'-Dichlorobenzidine		ND(0.020)	ND(0.020)	ND(0.020) J	NA
Acenaphthene		ND(0.010)	ND(0.010)	ND(0.010)	NA
bis(2-Ethylhexyl)phthalate		ND(0.0060)	ND(0.0060) J	ND(0.010)	NA
Dibenzofuran		ND(0.010)	ND(0.010)	ND(0.010)	NA
Naphthalene		ND(0.010)	ND(0.010)	ND(0.010) J	NA
Phenol		ND(0.010)	ND(0.010)	ND(0.010)	NA
Organochlorine Pesticides					
None Detected		NA	NA	NA	NA
Organophosphate Pesticides					
None Detected		NA	NA	NA	NA
Herbicides					
None Detected		NA	NA	NA	NA
Furans					
2,3,7,8-TCDF		ND(0.000000022)	ND(0.000000055)	ND(0.000000011)	NA
TCDFs (total)		ND(0.000000015)	ND(0.000000014)	ND(0.000000011)	NA
1,2,3,7,8-PeCDF		ND(0.000000050)	ND(0.000000056)	ND(0.000000052)	NA
2,3,4,7,8-PeCDF		ND(0.000000050)	ND(0.000000055)	ND(0.000000052)	NA
PeCDFs (total)		ND(0.000000050)	ND(0.000000055)	ND(0.000000052)	NA
1,2,3,4,7,8-HxCDF		ND(0.000000050)	ND(0.000000010)	ND(0.000000052)	NA
1,2,3,6,7,8-HxCDF		ND(0.000000050)	ND(0.000000088)	ND(0.000000052)	NA
1,2,3,7,8,9-HxCDF		ND(0.000000050)	ND(0.000000012)	ND(0.000000052)	NA
2,3,4,6,7,8-HxCDF		ND(0.000000050)	ND(0.000000010)	ND(0.000000052)	NA
HxCDFs (total)		ND(0.000000050)	ND(0.000000010)	ND(0.000000052)	NA
1,2,3,4,6,7,8-HpCDF		ND(0.000000050)	ND(0.000000013)	ND(0.000000052)	NA
1,2,3,4,7,8,9-HpCDF		ND(0.000000050)	ND(0.000000017)	ND(0.000000052)	NA
HpCDFs (total)		ND(0.000000050)	ND(0.000000015)	ND(0.000000052)	NA
OCDF		ND(0.000000010)	ND(0.000000029)	ND(0.000000010)	NA

Table B-1
OPCA Monitoring Program

Groundwater Quality Interim Report For Fall 2006
Groundwater Management Area 4
General Electric Company - Pittsfield, Massachusetts
(Results are presented in parts per million, ppm)

Parameter	Sample ID: Laboratory: Date Collected:	OPCA-MW-6	OPCA-MW-6	OPCA-MW-6	
		SGS 10/17/05	SGS 04/17/06	SGS 11/09/06	NEA 11/09/06
Dioxins					
2,3,7,8-TCDD		ND(0.0000000024) X	ND(0.0000000056)	ND(0.0000000018)	NA
TCDDs (total)		ND(0.0000000031)	ND(0.000000016)	ND(0.0000000018)	NA
1,2,3,7,8-PeCDD		ND(0.0000000050)	ND(0.0000000092)	ND(0.0000000052)	NA
PeCDDs (total)		ND(0.0000000050)	ND(0.0000000092)	ND(0.0000000052)	NA
1,2,3,4,7,8-HxCDD		ND(0.0000000050)	ND(0.000000013)	ND(0.0000000052)	NA
1,2,3,6,7,8-HxCDD		ND(0.0000000050)	ND(0.000000012)	ND(0.0000000052)	NA
1,2,3,7,8,9-HxCDD		ND(0.0000000050)	ND(0.000000013)	ND(0.0000000052)	NA
HxCDDs (total)		ND(0.0000000050)	ND(0.000000022)	ND(0.0000000052)	NA
1,2,3,4,6,7,8-HpCDD		ND(0.0000000050)	ND(0.000000012)	ND(0.0000000052)	NA
HpCDDs (total)		ND(0.0000000050)	ND(0.000000028)	ND(0.0000000052)	NA
OCDD		ND(0.000000010)	ND(0.000000032)	0.000000016 J	NA
Total TEQs (WHO TEFs)		0.0000000070	0.000000013	0.0000000069	NA
Inorganics-Unfiltered					
Antimony		NA	NA	NA	NA
Arsenic		NA	NA	NA	NA
Barium		NA	NA	NA	NA
Beryllium		NA	NA	NA	NA
Cadmium		NA	NA	NA	NA
Chromium		NA	NA	NA	NA
Cobalt		NA	NA	NA	NA
Copper		NA	NA	NA	NA
Cyanide		NA	NA	NA	NA
Lead		NA	NA	NA	NA
Mercury		NA	NA	NA	NA
Nickel		NA	NA	NA	NA
Selenium		NA	NA	NA	NA
Silver		NA	NA	NA	NA
Sulfide		ND(5.00)	4.80 B	ND(1.00)	NA
Thallium		NA	NA	NA	NA
Vanadium		NA	NA	NA	NA
Zinc		NA	NA	NA	NA
Inorganics-Filtered					
Antimony		ND(0.0600)	ND(0.0600)	ND(0.0400)	NA
Arsenic		ND(0.0100)	0.00450 B	ND(0.0100) J	NA
Barium		0.0170 B	0.0140 B	ND(0.500) J	NA
Beryllium		ND(0.00100)	ND(0.00100)	0.000970 J	NA
Cadmium		ND(0.00500)	ND(0.00500)	ND(0.00500) J	NA
Chromium		0.00110 B	ND(0.0100)	ND(0.0100)	NA
Cobalt		ND(0.0500)	ND(0.0500)	ND(0.0100) J	NA
Copper		0.00140 B	ND(0.0250)	ND(0.200) J	NA
Cyanide		0.00200 B	NA	NA	NA
Cyanide-MADEP (PAC)		NA	ND(0.0100)	ND(0.0100)	NA
Lead		ND(0.003)	ND(0.00500)	ND(0.0100) J	NA
Mercury		ND(0.000200)	ND(0.000200)	ND(0.000285)	NA
Nickel		ND(0.0400)	ND(0.0400)	ND(0.0500) J	NA
Selenium		ND(0.00500) J	ND(0.00500)	ND(0.0200) J	NA
Silver		ND(0.00500)	ND(0.00500)	ND(0.0100)	NA
Thallium		ND(0.0100) J	ND(0.0100)	ND(0.0100) J	NA
Vanadium		ND(0.0500)	ND(0.0500)	ND(0.0500) J	NA
Zinc		ND(0.0200)	ND(0.0200) J	0.00328 B	NA

Table B-1
OPCA Monitoring Program

Groundwater Quality Interim Report For Fall 2006
Groundwater Management Area 4
General Electric Company - Pittsfield, Massachusetts
(Results are presented in parts per million, ppm)

Sample ID: Laboratory: Date Collected:	OPCA-MW-7 SGS 06/15/99	OPCA-MW-7 SGS 05/01/01	OPCA-MW-7 SGS 10/17-10/20/2005	OPCA-MW-7 SGS 04/18/06
Volatile Organics				
Acetone	ND(0.10)	ND(0.010)	ND(0.010)	ND(0.010)
Benzene	ND(0.0050)	ND(0.0050)	ND(0.0050)	ND(0.0050)
Carbon Disulfide	ND(0.010)	ND(0.0050)	ND(0.0050)	ND(0.0050)
Chlorobenzene	ND(0.0050)	ND(0.0050)	ND(0.0050)	ND(0.0050)
Chloroform	ND(0.0050)	ND(0.0050)	ND(0.0050)	ND(0.0050)
Chloromethane	ND(0.010)	ND(0.0050)	ND(0.0050)	ND(0.0050)
Dibromomethane	ND(0.0050)	ND(0.0050)	0.0026 J	ND(0.0050)
Methylene Chloride	ND(0.0050)	ND(0.0050)	ND(0.0050)	ND(0.0050)
Tetrachloroethene	ND(0.0050)	ND(0.0020)	ND(0.0020) J	ND(0.0020)
Toluene	ND(0.0050)	ND(0.0050)	ND(0.0050)	ND(0.0050)
Trichloroethene	ND(0.0050)	ND(0.0050)	ND(0.0050)	ND(0.0050)
Vinyl Chloride	ND(0.010)	ND(0.0020)	ND(0.0020)	ND(0.0020)
Total VOCs	ND(0.20)	ND(0.20)	0.0026 J	ND(0.20)
PCBs-Unfiltered				
Aroclor-1221	ND(0.000051)	ND(0.000065)	NA	NA
Aroclor-1248	ND(0.000051)	ND(0.000065)	NA	NA
Aroclor-1254	ND(0.000051)	ND(0.000065)	NA	NA
Aroclor-1260	ND(0.000051)	ND(0.000065)	NA	NA
Total PCBs	ND(0.000051)	ND(0.000065)	NA	NA
PCBs-Filtered				
Aroclor-1221	NA	ND(0.000065)	ND(0.000065)	ND(0.000065)
Aroclor-1248	NA	ND(0.000065)	ND(0.000065)	ND(0.000065)
Aroclor-1254	NA	ND(0.000065)	0.00039	0.00033
Aroclor-1260	NA	ND(0.000065)	ND(0.000065)	ND(0.000065)
Total PCBs	NA	ND(0.000065)	0.00039	0.00033
Semivolatile Organics				
1,2,4-Trichlorobenzene	ND(0.011)	ND(0.010)	ND(0.010)	ND(0.010)
2,4-Dimethylphenol	ND(0.011)	ND(0.010)	ND(0.010)	ND(0.010)
3,3'-Dichlorobenzidine	ND(0.054)	ND(0.020)	ND(0.020)	ND(0.020)
Acenaphthene	ND(0.011)	ND(0.010)	ND(0.010)	ND(0.010)
bis(2-Ethylhexyl)phthalate	ND(0.011)	ND(0.0060)	ND(0.0060)	ND(0.0060) J
Dibenzofuran	ND(0.011)	ND(0.010)	ND(0.010)	ND(0.010)
Naphthalene	ND(0.011)	ND(0.010)	ND(0.010)	ND(0.010)
Phenol	ND(0.011)	ND(0.010) J	ND(0.010)	ND(0.010)
Organochlorine Pesticides				
None Detected	NA	NA	NA	NA
Organophosphate Pesticides				
None Detected	NA	NA	NA	NA
Herbicides				
None Detected	NA	NA	NA	NA
Furans				
2,3,7,8-TCDF	ND(0.0000000080)	ND(0.000000014)	ND(0.000000048)	ND(0.000000050)
TCDFs (total)	ND(0.0000000080)	ND(0.000000014)	ND(0.000000048)	ND(0.000000011)
1,2,3,7,8-PeCDF	ND(0.0000000030)	ND(0.000000016)	ND(0.000000050)	ND(0.000000052)
2,3,4,7,8-PeCDF	ND(0.0000000028)	ND(0.000000016)	ND(0.000000050)	ND(0.000000052)
PeCDFs (total)	ND(0.0000000030)	ND(0.000000016)	ND(0.000000050)	ND(0.000000052)
1,2,3,4,7,8-HxCDF	ND(0.0000000069)	ND(0.000000016)	0.000000058 J	ND(0.000000010)
1,2,3,6,7,8-HxCDF	ND(0.0000000070)	ND(0.0000000090)	ND(0.000000050)	ND(0.000000089)
1,2,3,7,8,9-HxCDF	ND(0.0000000067)	ND(0.000000011)	ND(0.000000050)	ND(0.000000012)
2,3,4,6,7,8-HxCDF	ND(0.0000000073)	ND(0.000000010)	ND(0.000000050)	ND(0.000000010)
HxCDFs (total)	ND(0.0000000073)	ND(0.000000016)	0.000000011 J	ND(0.000000010)
1,2,3,4,6,7,8-HpCDF	ND(0.000000013)	ND(0.000000016)	ND(0.000000050)	ND(0.000000061)
1,2,3,4,7,8,9-HpCDF	ND(0.000000013)	ND(0.000000020)	ND(0.000000050)	ND(0.000000079)
HpCDFs (total)	ND(0.000000013)	ND(0.000000018)	ND(0.000000050)	ND(0.000000015)
OCDF	ND(0.000000012)	ND(0.000000038)	ND(0.000000010)	ND(0.000000025)

**Table B-1
OPCA Monitoring Program**

**Groundwater Quality Interim Report For Fall 2006
Groundwater Management Area 4
General Electric Company - Pittsfield, Massachusetts
(Results are presented in parts per million, ppm)**

Sample ID: Laboratory: Date Collected:	OPCA-MW-7 SGS 06/15/99	OPCA-MW-7 SGS 05/01/01	OPCA-MW-7 SGS 10/17-10/20/2005	OPCA-MW-7 SGS 04/18/06
Dioxins				
2,3,7,8-TCDD	ND(0.000000013)	ND(0.000000020)	ND(0.000000033)	ND(0.000000056)
TCDDs (total)	ND(0.000000013)	ND(0.000000020)	ND(0.000000033)	ND(0.000000014)
1,2,3,7,8-PeCDD	ND(0.000000010)	ND(0.000000021)	ND(0.000000050)	ND(0.000000099)
PeCDDs (total)	ND(0.000000010)	ND(0.000000021)	ND(0.000000050)	ND(0.000000099)
1,2,3,4,7,8-HxCDD	ND(0.000000097)	ND(0.000000017)	ND(0.000000050)	ND(0.000000082)
1,2,3,6,7,8-HxCDD	ND(0.000000012)	ND(0.000000017)	ND(0.000000050)	ND(0.000000071)
1,2,3,7,8,9-HxCDD	ND(0.000000011)	ND(0.000000016)	ND(0.000000050)	ND(0.000000078)
HxCDDs (total)	ND(0.000000012)	ND(0.000000010) X	ND(0.000000050)	ND(0.000000028)
1,2,3,4,6,7,8-HpCDD	ND(0.000000017)	ND(0.000000030)	ND(0.000000050)	ND(0.000000012)
HpCDDs (total)	ND(0.000000017)	ND(0.000000030)	ND(0.000000050)	ND(0.000000027)
OCDD	ND(0.000000018)	ND(0.000000048)	ND(0.000000018)	ND(0.000000031)
Total TEQs (WHO TEFs)	0.000000098	0.000000031	0.000000079	0.000000013
Inorganics-Unfiltered				
Antimony	ND(0.0600)	ND(0.0600)	NA	NA
Arsenic	ND(0.00600)	ND(0.0100)	NA	NA
Barium	0.0270	0.0600 B	NA	NA
Beryllium	ND(0.00600)	ND(0.00100)	NA	NA
Cadmium	ND(0.00600)	ND(0.00500)	NA	NA
Chromium	ND(0.0130)	ND(0.0100)	NA	NA
Cobalt	ND(0.0600)	ND(0.0500)	NA	NA
Copper	ND(0.0330)	0.00790 J	NA	NA
Cyanide	ND(0.0200)	ND(0.0100)	NA	NA
Lead	ND(0.130) J	ND(0.00500)	NA	NA
Mercury	ND(0.000500)	ND(0.000200)	NA	NA
Nickel	ND(0.0600)	ND(0.0400)	NA	NA
Selenium	ND(0.00600) J	ND(0.00500) J	NA	NA
Silver	ND(0.0130)	ND(0.00500)	NA	NA
Sulfide	ND(5.00)	ND(5.00)	ND(5.00)	5.60 B
Thallium	ND(0.0130)	ND(0.0100) J	NA	NA
Vanadium	ND(0.0600)	ND(0.0500)	NA	NA
Zinc	ND(0.0260)	0.0200 B	NA	NA
Inorganics-Filtered				
Antimony	NA	ND(0.0600)	ND(0.0600)	ND(0.0600)
Arsenic	NA	ND(0.0100)	ND(0.0100)	ND(0.0100)
Barium	NA	0.0570 J	0.0200 B	0.0170 B
Beryllium	NA	ND(0.00100)	ND(0.00100)	ND(0.00100)
Cadmium	NA	ND(0.00500)	0.000570 B	ND(0.00500)
Chromium	NA	ND(0.0100)	0.000720 B	0.000950 B
Cobalt	NA	ND(0.0500)	ND(0.0500)	ND(0.0500)
Copper	NA	0.00730 J	ND(0.0250)	ND(0.0250)
Cyanide	NA	NA	0.00140 B	NA
Cyanide-MADEP (PAC)	NA	NA	NA	ND(0.0100)
Lead	NA	ND(0.00500)	ND(0.00300)	ND(0.00500)
Mercury	NA	ND(0.000200)	ND(0.000200)	ND(0.000200)
Nickel	NA	ND(0.0400)	ND(0.0400)	ND(0.0400)
Selenium	NA	ND(0.00500) J	ND(0.00500) J	0.00420 J
Silver	NA	ND(0.00500)	ND(0.00500)	ND(0.00500)
Thallium	NA	ND(0.0100) J	ND(0.0100) J	ND(0.0100)
Vanadium	NA	ND(0.0500)	0.00260 B	ND(0.0500)
Zinc	NA	0.0200 B	ND(0.0200)	ND(0.0200) J

Table B-1
OPCA Monitoring Program

Groundwater Quality Interim Report For Fall 2006
Groundwater Management Area 4
General Electric Company - Pittsfield, Massachusetts
(Results are presented in parts per million, ppm)

Sample ID: Laboratory: Parameter Date Collected:	OPCA-MW-7		OPCA-MW-8	OPCA-MW-8
	SGS 11/08/06	NEA 11/08/06	SGS 06/14/99	SGS 05/01/01
Volatile Organics				
Acetone	ND(0.0050) J	NA	ND(0.10)	ND(0.010) [ND(0.010)]
Benzene	ND(0.0010)	NA	ND(0.0050)	ND(0.0050) [ND(0.0050)]
Carbon Disulfide	ND(0.0010)	NA	ND(0.010)	ND(0.0050) [ND(0.0050)]
Chlorobenzene	ND(0.0010)	NA	ND(0.0050)	ND(0.0050) [ND(0.0050)]
Chloroform	ND(0.0010)	NA	ND(0.0050)	ND(0.0050) [ND(0.0050)]
Chloromethane	ND(0.0010)	NA	ND(0.010)	ND(0.0050) [ND(0.0050)]
Dibromomethane	ND(0.0010)	NA	ND(0.0050)	ND(0.0050) [ND(0.0050)]
Methylene Chloride	ND(0.0050)	NA	ND(0.0050)	ND(0.0050) [ND(0.0050)]
Tetrachloroethene	ND(0.0010)	NA	ND(0.0050)	ND(0.0020) [ND(0.0020)]
Toluene	0.00022 J	NA	ND(0.0050)	ND(0.0050) [ND(0.0050)]
Trichloroethene	ND(0.0010)	NA	ND(0.0050)	ND(0.0050) [ND(0.0050)]
Vinyl Chloride	ND(0.0010)	NA	ND(0.010)	ND(0.0020) [ND(0.0020)]
Total VOCs	0.00022 J	NA	ND(0.20)	ND(0.20) [ND(0.20)]
PCBs-Unfiltered				
Aroclor-1221	NA	NA	ND(0.00010)	ND(0.000065) [ND(0.000065)]
Aroclor-1248	NA	NA	ND(0.00010)	ND(0.000065) [ND(0.000065)]
Aroclor-1254	NA	NA	ND(0.00010)	ND(0.000065) [ND(0.000065)]
Aroclor-1260	NA	NA	ND(0.00010)	ND(0.000065) [ND(0.000065)]
Total PCBs	NA	NA	ND(0.00010)	ND(0.000065) [ND(0.000065)]
PCBs-Filtered				
Aroclor-1221	ND(0.00011)	ND(0.000022)	NA	ND(0.000065) [ND(0.000065)]
Aroclor-1248	ND(0.00011)	ND(0.000022)	NA	ND(0.000065) [ND(0.000065)]
Aroclor-1254	ND(0.00011)	0.000095	NA	ND(0.000065) [ND(0.000065)]
Aroclor-1260	ND(0.00011)	ND(0.000022)	NA	ND(0.000065) [ND(0.000065)]
Total PCBs	ND(0.00011)	0.000095	NA	ND(0.000065) [ND(0.000065)]
Semivolatile Organics				
1,2,4-Trichlorobenzene	ND(0.010)	NA	ND(0.010)	ND(0.010) [ND(0.010)]
2,4-Dimethylphenol	ND(0.010) J	NA	ND(0.010)	ND(0.010) [ND(0.010)]
3,3'-Dichlorobenzidine	ND(0.020) J	NA	ND(0.051)	ND(0.020) [ND(0.020)]
Acenaphthene	ND(0.010)	NA	ND(0.010)	ND(0.010) [ND(0.010)]
bis(2-Ethylhexyl)phthalate	ND(0.010)	NA	ND(0.010)	ND(0.0060) [ND(0.0060)]
Dibenzofuran	ND(0.010)	NA	ND(0.010)	ND(0.010) [ND(0.010)]
Naphthalene	ND(0.010) J	NA	ND(0.010)	ND(0.010) [ND(0.010)]
Phenol	ND(0.010)	NA	ND(0.010)	ND(0.010) J [ND(0.010) J]
Organochlorine Pesticides				
None Detected	NA	NA	NA	NA
Organophosphate Pesticides				
None Detected	NA	NA	NA	NA
Herbicides				
None Detected	NA	NA	NA	NA
Furans				
2,3,7,8-TCDF	0.000000029 J	NA	ND(0.000000070)	ND(0.000000010) [ND(0.000000018) X]
TCDFs (total)	0.000000037	NA	ND(0.000000070)	ND(0.000000010) [ND(0.000000032) X]
1,2,3,7,8-PeCDF	0.000000071 J	NA	ND(0.000000029)	ND(0.000000028) [ND(0.000000026)]
2,3,4,7,8-PeCDF	0.000000027 J	NA	ND(0.000000027)	ND(0.000000011) [0.000000034 J]
PeCDFs (total)	0.00000015 Q	NA	ND(0.000000029)	ND(0.000000028) [0.000000040]
1,2,3,4,7,8-HxCDF	0.00000013	NA	ND(0.000000097)	ND(0.000000014) [ND(0.000000045)]
1,2,3,6,7,8-HxCDF	0.000000052 J	NA	ND(0.000000099)	ND(0.000000070) [ND(0.000000028)]
1,2,3,7,8,9-HxCDF	0.000000023 J	NA	ND(0.000000094)	ND(0.000000090) [0.000000018 JB]
2,3,4,6,7,8-HxCDF	0.000000027 J	NA	ND(0.000000010)	ND(0.000000080) [ND(0.000000023)]
HxCDFs (total)	0.00000042	NA	ND(0.000000010)	ND(0.000000014) [0.000000025]
1,2,3,4,6,7,8-HpCDF	0.000000091	NA	ND(0.000000022)	ND(0.000000013) [ND(0.000000036) XB]
1,2,3,4,7,8,9-HpCDF	0.000000058	NA	ND(0.000000022)	ND(0.000000016) [0.000000040 JB]
HpCDFs (total)	0.00000027	NA	ND(0.000000022)	ND(0.000000014) [0.000000058]
OCDF	0.00000014	NA	ND(0.000000025)	ND(0.000000031) [0.000000095 J]

Table B-1
OPCA Monitoring Program

Groundwater Quality Interim Report For Fall 2006
Groundwater Management Area 4
General Electric Company - Pittsfield, Massachusetts
(Results are presented in parts per million, ppm)

Sample ID: Laboratory: Date Collected:	OPCA-MW-7		OPCA-MW-8	OPCA-MW-8
	SGS 11/08/06	NEA 11/08/06	SGS 06/14/99	SGS 05/01/01
Dioxins				
2,3,7,8-TCDD	ND(0.000000016)	NA	ND(0.000000011)	ND(0.000000013) [ND(0.000000014)]
TCDDs (total)	0.000000085 J	NA	ND(0.000000011)	ND(0.000000013) [ND(0.000000014)]
1,2,3,7,8-PeCDD	ND(0.000000057)	NA	ND(0.000000011)	ND(0.000000016) [ND(0.000000040)]
PeCDDs (total)	0.000000087 JQ	NA	ND(0.000000011)	ND(0.000000016) [0.000000040]
1,2,3,4,7,8-HxCDD	ND(0.000000057)	NA	ND(0.000000013)	ND(0.000000013) [ND(0.000000024)]
1,2,3,6,7,8-HxCDD	0.000000066 J	NA	ND(0.000000016)	ND(0.000000013) [ND(0.000000019) XB]
1,2,3,7,8,9-HxCDD	ND(0.000000057)	NA	ND(0.000000014)	ND(0.000000012) [ND(0.000000038)]
HxCDDs (total)	0.000000055 J	NA	ND(0.000000016)	ND(0.000000012) [0.000000062]
1,2,3,4,6,7,8-HpCDD	0.000000040 J	NA	ND(0.000000030)	ND(0.000000024) [ND(0.000000081)]
HpCDDs (total)	0.000000080	NA	ND(0.000000030)	ND(0.000000014) X [0.000000012]
OCDD	0.00000026	NA	ND(0.000000037)	ND(0.000000051) XB [ND(0.000000043)]
Total TEQs (WHO TEFs)	0.000000044	NA	0.000000011	0.000000023 [0.000000063]
Inorganics-Unfiltered				
Antimony	NA	NA	ND(0.0600)	ND(0.0600) [ND(0.0600)]
Arsenic	NA	NA	ND(0.00600)	ND(0.0100) J [ND(0.0100) J]
Barium	NA	NA	0.0860	0.0290 B [0.0300 B]
Beryllium	NA	NA	ND(0.00600)	ND(0.00100) [ND(0.00100)]
Cadmium	NA	NA	ND(0.00600)	ND(0.00500) [ND(0.00500)]
Chromium	NA	NA	ND(0.0130)	0.00600 B [0.00520 B]
Cobalt	NA	NA	ND(0.0600)	ND(0.0500) [ND(0.0500)]
Copper	NA	NA	ND(0.0330)	ND(0.0250) [ND(0.0250)]
Cyanide	NA	NA	ND(0.0200)	ND(0.0100) [ND(0.0100)]
Lead	NA	NA	ND(0.130) J	ND(0.00500) J [ND(0.00500) J]
Mercury	NA	NA	ND(0.000500)	ND(0.000200) [ND(0.000200)]
Nickel	NA	NA	ND(0.0600)	ND(0.0400) [ND(0.0400)]
Selenium	NA	NA	ND(0.00600) J	ND(0.00500) [ND(0.00500)]
Silver	NA	NA	ND(0.0130)	ND(0.00500) [ND(0.00500)]
Sulfide	ND(1.00)	NA	ND(5.00)	ND(5.00) [ND(5.00)]
Thallium	NA	NA	ND(0.0130)	ND(0.0100) J [ND(0.0100) J]
Vanadium	NA	NA	ND(0.0600)	ND(0.0500) [ND(0.0500)]
Zinc	NA	NA	ND(0.0260)	0.0970 [0.120]
Inorganics-Filtered				
Antimony	ND(0.0400)	NA	NA	ND(0.0600) [ND(0.0600)]
Arsenic	ND(0.0100) J	NA	NA	ND(0.0100) J [ND(0.0100) J]
Barium	ND(0.500) J	NA	NA	0.0280 J [0.0280 J]
Beryllium	0.00363 J	NA	NA	ND(0.00100) [ND(0.00100)]
Cadmium	ND(0.00500) J	NA	NA	ND(0.00500) [ND(0.00500)]
Chromium	ND(0.0100)	NA	NA	0.00290 B [0.00370 B]
Cobalt	ND(0.0100) J	NA	NA	ND(0.0500) [ND(0.0500)]
Copper	ND(0.200) J	NA	NA	ND(0.0250) [0.00420 B]
Cyanide	NA	NA	NA	NA
Cyanide-MADEP (PAC)	ND(0.0100)	NA	NA	NA
Lead	ND(0.0100) J	NA	NA	ND(0.00500) J [ND(0.00500) J]
Mercury	ND(0.000285)	NA	NA	ND(0.000200) [ND(0.000200)]
Nickel	ND(0.0500) J	NA	NA	ND(0.0400) [0.00410 B]
Selenium	ND(0.0200) J	NA	NA	ND(0.00500) [ND(0.00500)]
Silver	ND(0.0100)	NA	NA	ND(0.00500) [ND(0.00500)]
Thallium	ND(0.0100) J	NA	NA	ND(0.0100) J [ND(0.0100) J]
Vanadium	ND(0.0500) J	NA	NA	ND(0.0500) [ND(0.0500)]
Zinc	0.00700 B	NA	NA	0.0540 [0.0560]

**Table B-1
OPCA Monitoring Program**

**Groundwater Quality Interim Report For Fall 2006
Groundwater Management Area 4
General Electric Company - Pittsfield, Massachusetts
(Results are presented in parts per million, ppm)**

Sample ID: Laboratory: Parameter Date Collected:	OPCA-MW-8	OPCA-MW-8	OPCA-MW-8	
	SGS 10/13/05	SGS 04/17/06	SGS 11/08/06	NEA 11/08/06
Volatile Organics				
Acetone	ND(0.01)	ND(0.010) J	ND(0.0050) J	NA
Benzene	ND(0.0050)	ND(0.0050)	ND(0.0010)	NA
Carbon Disulfide	ND(0.0050)	ND(0.0050)	ND(0.0010)	NA
Chlorobenzene	ND(0.0050)	ND(0.0050)	ND(0.0010)	NA
Chloroform	ND(0.0050)	ND(0.0050)	ND(0.0010)	NA
Chloromethane	0.00067 J	ND(0.0050)	ND(0.0010)	NA
Dibromomethane	ND(0.0050)	ND(0.0050)	ND(0.0010)	NA
Methylene Chloride	ND(0.0050)	ND(0.0050)	ND(0.0050)	NA
Tetrachloroethene	ND(0.0020)	ND(0.0020)	ND(0.0010)	NA
Toluene	ND(0.0050)	ND(0.0050)	0.00037 J	NA
Trichloroethene	ND(0.0050)	ND(0.0050)	ND(0.0010)	NA
Vinyl Chloride	ND(0.0020)	ND(0.0020)	ND(0.0010)	NA
Total VOCs	0.00067 J	ND(0.20)	0.00037 J	NA
PCBs-Unfiltered				
Aroclor-1221	NA	NA	NA	NA
Aroclor-1248	NA	NA	NA	NA
Aroclor-1254	NA	NA	NA	NA
Aroclor-1260	NA	NA	NA	NA
Total PCBs	NA	NA	NA	NA
PCBs-Filtered				
Aroclor-1221	R	ND(0.000065)	ND(0.00011)	ND(0.000022)
Aroclor-1248	R	ND(0.000065)	ND(0.00011)	ND(0.000022)
Aroclor-1254	R	ND(0.00020)	ND(0.00011)	ND(0.000022)
Aroclor-1260	R	ND(0.000065)	ND(0.00011)	ND(0.000022)
Total PCBs	R	ND(0.00020)	ND(0.00011)	ND(0.000022)
Semivolatile Organics				
1,2,4-Trichlorobenzene	ND(0.010)	ND(0.010)	ND(0.010)	NA
2,4-Dimethylphenol	ND(0.010)	ND(0.010)	ND(0.010) J	NA
3,3'-Dichlorobenzidine	ND(0.020)	ND(0.020)	ND(0.020) J	NA
Acenaphthene	ND(0.010)	ND(0.010)	ND(0.010)	NA
bis(2-Ethylhexyl)phthalate	ND(0.0060)	ND(0.0060) J	ND(0.010)	NA
Dibenzofuran	ND(0.010)	ND(0.010)	ND(0.010)	NA
Naphthalene	ND(0.010)	ND(0.010)	ND(0.010) J	NA
Phenol	ND(0.010)	ND(0.010)	ND(0.010)	NA
Organochlorine Pesticides				
None Detected	NA	NA	NA	NA
Organophosphate Pesticides				
None Detected	NA	NA	NA	NA
Herbicides				
None Detected	NA	NA	NA	NA
Furans				
2,3,7,8-TCDF	ND(0.000000025)	ND(0.000000034)	ND(0.000000011)	NA
TCDFs (total)	ND(0.000000025)	ND(0.000000011)	ND(0.000000011)	NA
1,2,3,7,8-PeCDF	ND(0.000000049)	ND(0.000000080)	ND(0.000000055)	NA
2,3,4,7,8-PeCDF	ND(0.000000049)	ND(0.000000078)	ND(0.000000055)	NA
PeCDFs (total)	ND(0.000000049)	ND(0.000000079)	ND(0.000000055)	NA
1,2,3,4,7,8-HxCDF	ND(0.000000049)	ND(0.000000011)	ND(0.000000055)	NA
1,2,3,6,7,8-HxCDF	ND(0.000000049)	ND(0.000000096)	ND(0.000000055)	NA
1,2,3,7,8,9-HxCDF	ND(0.000000049)	ND(0.000000013)	ND(0.000000055)	NA
2,3,4,6,7,8-HxCDF	ND(0.000000049)	ND(0.000000011)	ND(0.000000055)	NA
HxCDFs (total)	ND(0.000000049)	ND(0.000000011)	ND(0.000000055)	NA
1,2,3,4,6,7,8-HpCDF	ND(0.000000049)	ND(0.000000075)	ND(0.000000055)	NA
1,2,3,4,7,8,9-HpCDF	ND(0.000000049)	ND(0.000000097)	ND(0.000000055)	NA
HpCDFs (total)	ND(0.000000049)	ND(0.000000024)	ND(0.000000055)	NA
OCDF	ND(0.000000098)	ND(0.000000024)	ND(0.000000011)	NA

**Table B-1
OPCA Monitoring Program**

**Groundwater Quality Interim Report For Fall 2006
Groundwater Management Area 4
General Electric Company - Pittsfield, Massachusetts
(Results are presented in parts per million, ppm)**

Sample ID: Laboratory: Date Collected:	OPCA-MW-8	OPCA-MW-8	OPCA-MW-8	
	SGS 10/13/05	SGS 04/17/06	SGS 11/08/06	NEA 11/08/06
Dioxins				
2,3,7,8-TCDD	ND(0.000000031)	ND(0.000000062)	ND(0.000000012)	NA
TCDDs (total)	ND(0.000000031)	ND(0.000000013)	ND(0.000000012)	NA
1,2,3,7,8-PeCDD	ND(0.000000049)	ND(0.000000013)	ND(0.000000055)	NA
PeCDDs (total)	ND(0.000000049)	ND(0.000000013)	ND(0.000000055)	NA
1,2,3,4,7,8-HxCDD	ND(0.000000049)	ND(0.000000090)	ND(0.000000055)	NA
1,2,3,6,7,8-HxCDD	ND(0.000000049)	ND(0.000000083)	ND(0.000000055)	NA
1,2,3,7,8,9-HxCDD	ND(0.000000049)	ND(0.000000091)	ND(0.000000055)	NA
HxCDDs (total)	ND(0.000000049)	ND(0.000000023)	ND(0.000000055)	NA
1,2,3,4,6,7,8-HpCDD	ND(0.000000049)	ND(0.000000012)	ND(0.000000055)	NA
HpCDDs (total)	ND(0.000000049)	ND(0.000000036)	ND(0.000000055)	NA
OCDD	ND(0.000000039)	ND(0.000000037)	0.00000012 J	NA
Total TEQs (WHO TEFs)	0.000000073	0.000000016	0.000000070	NA
Inorganics-Unfiltered				
Antimony	NA	NA	NA	NA
Arsenic	NA	NA	NA	NA
Barium	NA	NA	NA	NA
Beryllium	NA	NA	NA	NA
Cadmium	NA	NA	NA	NA
Chromium	NA	NA	NA	NA
Cobalt	NA	NA	NA	NA
Copper	NA	NA	NA	NA
Cyanide	NA	NA	NA	NA
Lead	NA	NA	NA	NA
Mercury	NA	NA	NA	NA
Nickel	NA	NA	NA	NA
Selenium	NA	NA	NA	NA
Silver	NA	NA	NA	NA
Sulfide	ND(5.00)	6.40	ND(1.00)	NA
Thallium	NA	NA	NA	NA
Vanadium	NA	NA	NA	NA
Zinc	NA	NA	NA	NA
Inorganics-Filtered				
Antimony	ND(0.0600)	ND(0.0600)	ND(0.0400)	NA
Arsenic	ND(0.0100)	ND(0.0100)	ND(0.0100) J	NA
Barium	0.00770 B	0.0170 B	ND(0.500) J	NA
Beryllium	ND(0.00100)	ND(0.00100)	ND(0.0100) J	NA
Cadmium	ND(0.00500)	ND(0.00500)	ND(0.00500) J	NA
Chromium	0.000760 B	0.00230 B	ND(0.0100)	NA
Cobalt	ND(0.0500)	ND(0.0500)	ND(0.0100) J	NA
Copper	ND(0.0250)	ND(0.0250)	ND(0.200) J	NA
Cyanide	ND(0.01)	NA	NA	NA
Cyanide-MADEP (PAC)	NA	ND(0.0100)	ND(0.0100)	NA
Lead	ND(0.00300)	ND(0.00500)	ND(0.0100) J	NA
Mercury	ND(0.000200)	ND(0.000200)	ND(0.000285)	NA
Nickel	ND(0.0400)	ND(0.0400)	ND(0.0500) J	NA
Selenium	ND(0.00500) J	0.00430 J	ND(0.0200) J	NA
Silver	ND(0.00500)	ND(0.00500)	ND(0.0100)	NA
Thallium	ND(0.0100) J	ND(0.0100)	0.00717 J	NA
Vanadium	ND(0.0500)	ND(0.0500)	ND(0.0500) J	NA
Zinc	ND(0.0200)	0.0100 J	0.00819 B	NA

**Table B-1
OPCA Monitoring Program**

**Groundwater Quality Interim Report For Fall 2006
Groundwater Management Area 4
General Electric Company - Pittsfield, Massachusetts
(Results are presented in parts per million, ppm)**

Notes:

1. Samples were collected by ARCADIS BBL, and submitted to SGS Environmental Services, Inc. and Northeast Analytical, Inc. for analysis of Appendix IX+3 constituents.
2. Samples have been validated as per Field Sampling Plan/Quality Assurance Project Plan (FSP/QAPP), General Electric Company, Pittsfield, Massachusetts, Blasland, Bouck & Lee, Inc. (approved May 29, 2004 and resubmitted June 19, 2004).
3. NA - Not Analyzed.
4. ND - Analyte was not detected. The number in parentheses is the associated detection limit.
5. Total 2,3,7,8-TCDD toxicity equivalents (TEQs) were calculated using Toxicity Equivalency Factors (TEFs) derived by the World Health Organization (WHO) and published by Van den Berg et al. in Environmental Health Perspectives 106(2), December 1998.
6. Field duplicate sample results are presented in brackets.
7. -- Indicates that all constituents for the parameter group were not detected.

Data Qualifiers:

Organics (volatiles, PCBs, semivolatiles, pesticides, herbicides, dioxin/furans)

- B - Analyte was also detected in the associated method blank.
- J - Indicates that the associated numerical value is an estimated concentration.
- I - Polychlorinated Diphenyl Ether (PCDPE) Interference.
- R - Data was rejected due to a deficiency in the data generation process.
- Q - Indicates the presence of quantitative interferences.
- X - Estimated maximum possible concentration.

Inorganics

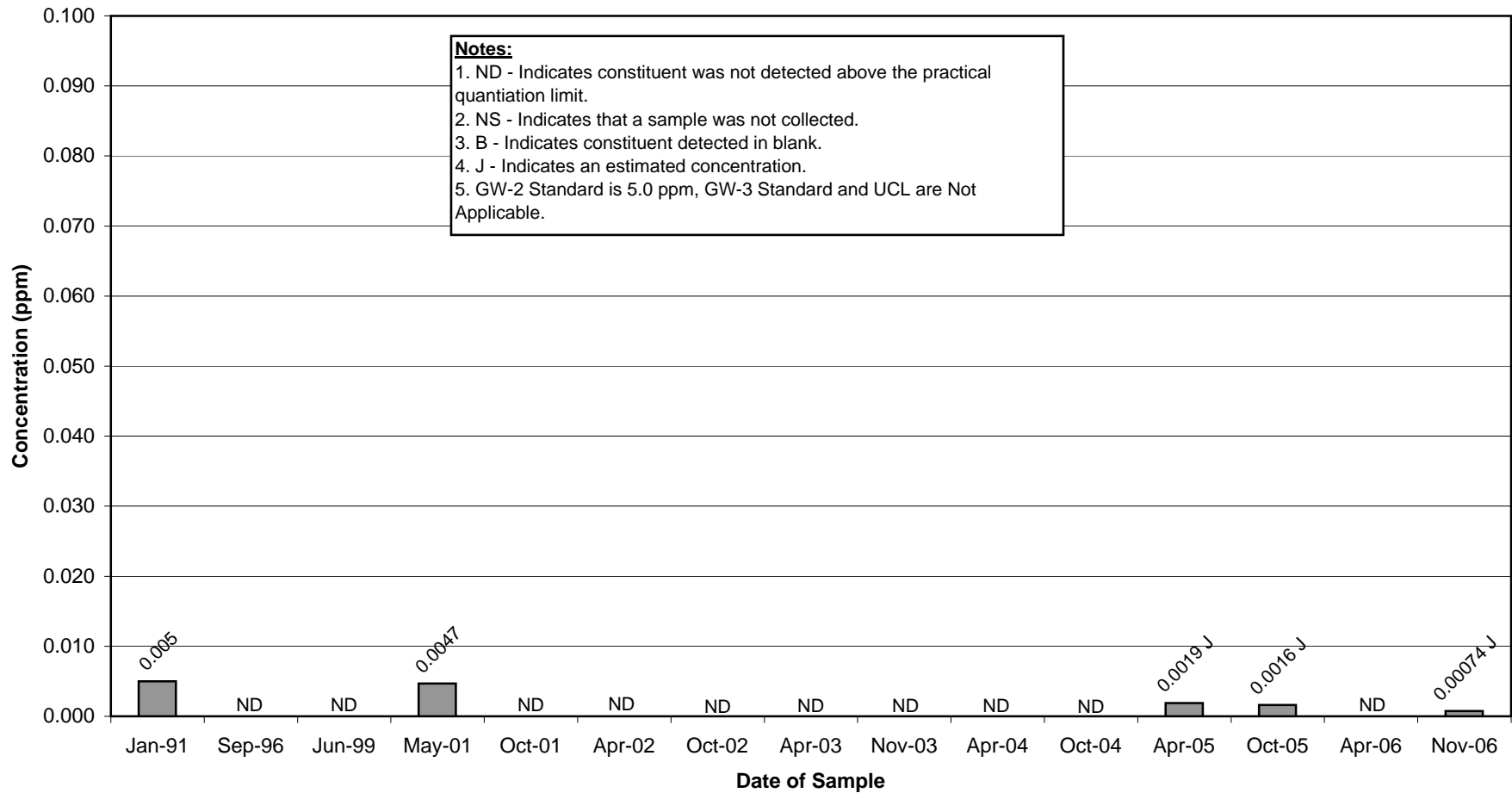
- B - Indicates an estimated value between the instrument detection limit (IDL) and practical quantitation limit (PQL).
- J - Indicates that the associated numerical value is an estimated concentration.

Historical Groundwater Data
Total VOC Concentrations Wells
Sampled in Fall 2006

**Appendix B
Well 78-1 Historical Total VOC Concentrations**

Groundwater Management Area 4

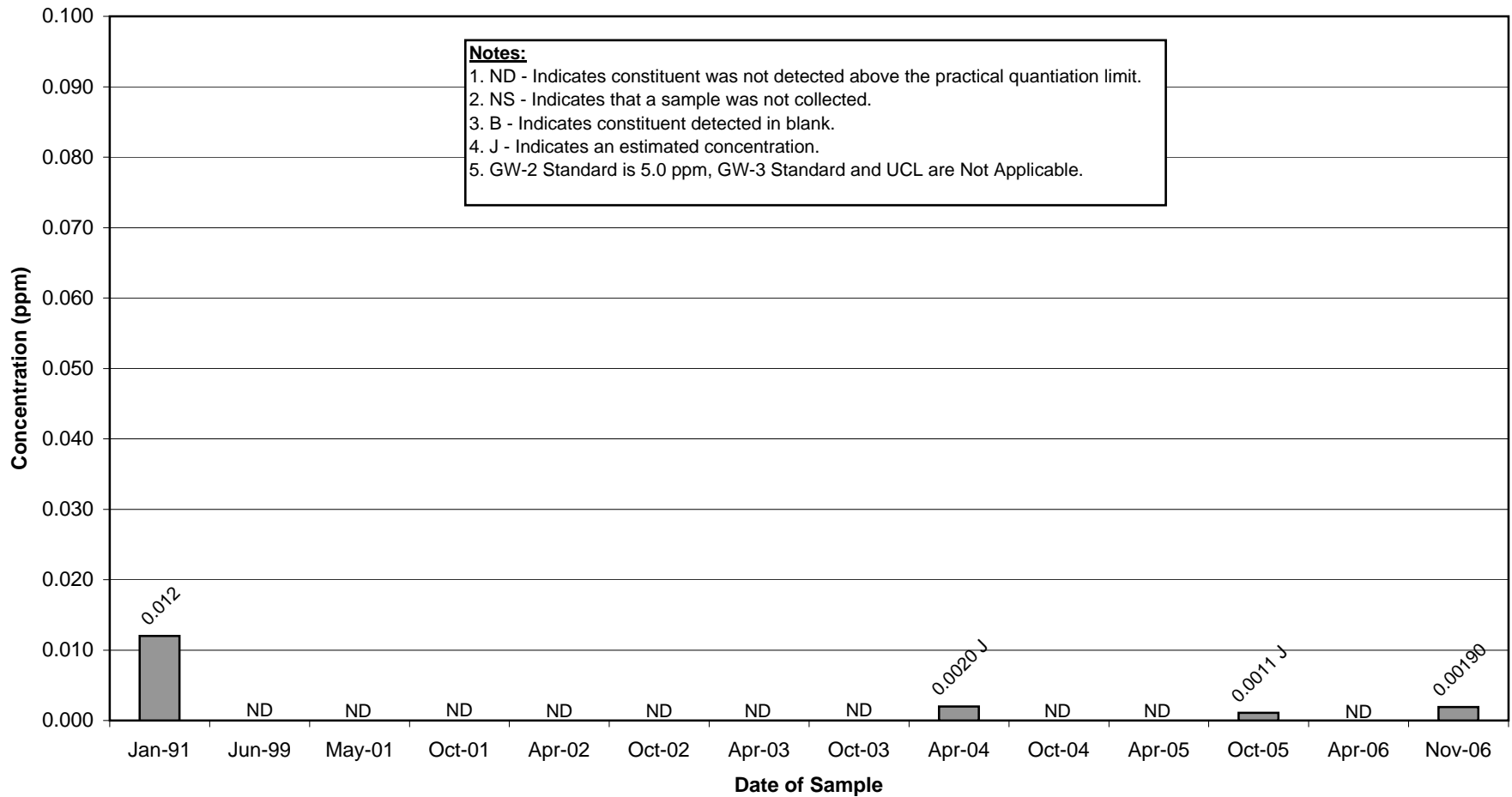
General Electric Company - Pittsfield, Massachusetts



**Appendix B
Well 78-6 Historical Total VOC Concentrations**

Groundwater Management Area 4

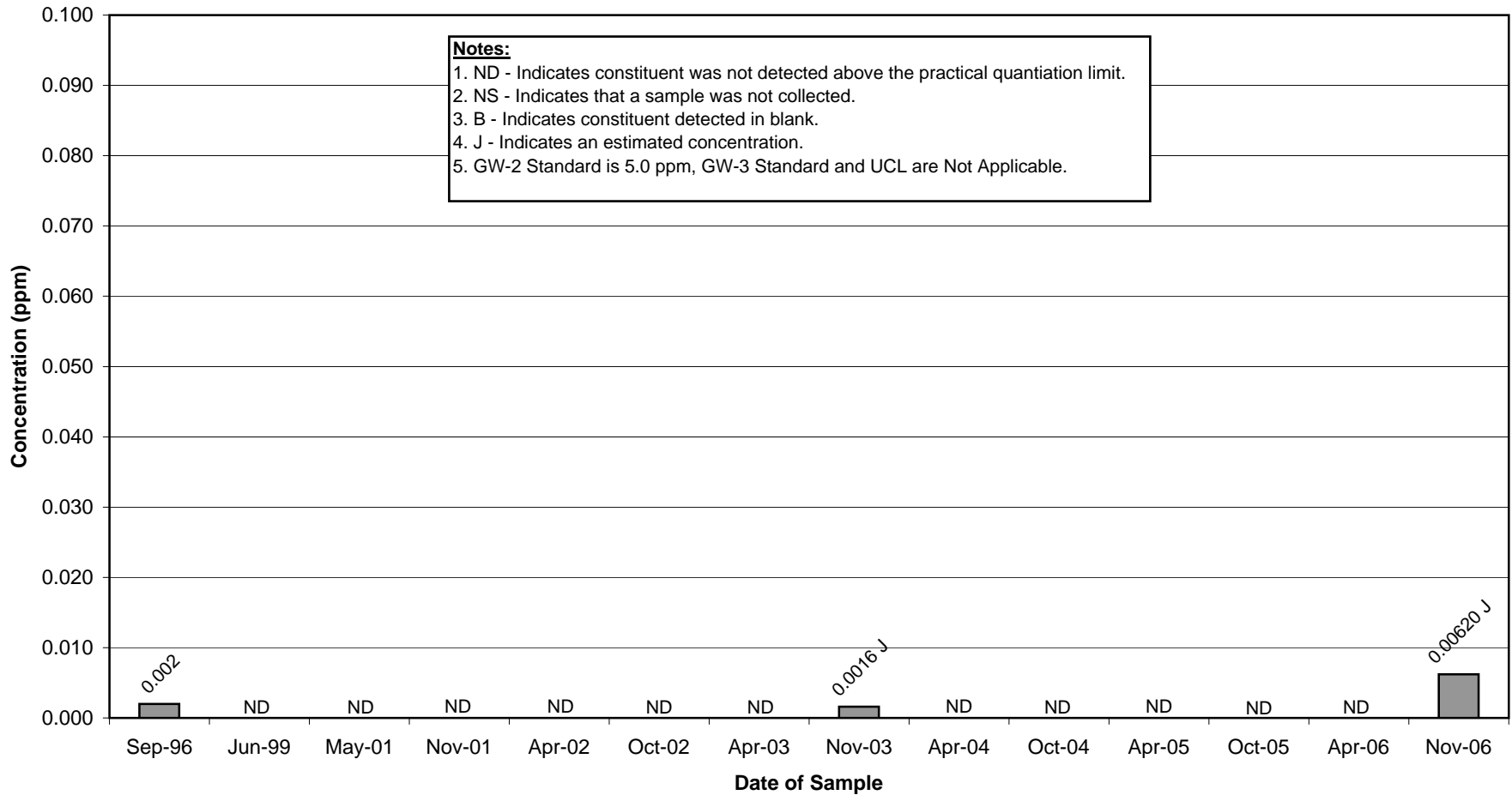
General Electric Company - Pittsfield, Massachusetts



**Appendix B
Well H78B-15 Historical Total VOC Concentrations**

Groundwater Management Area 4

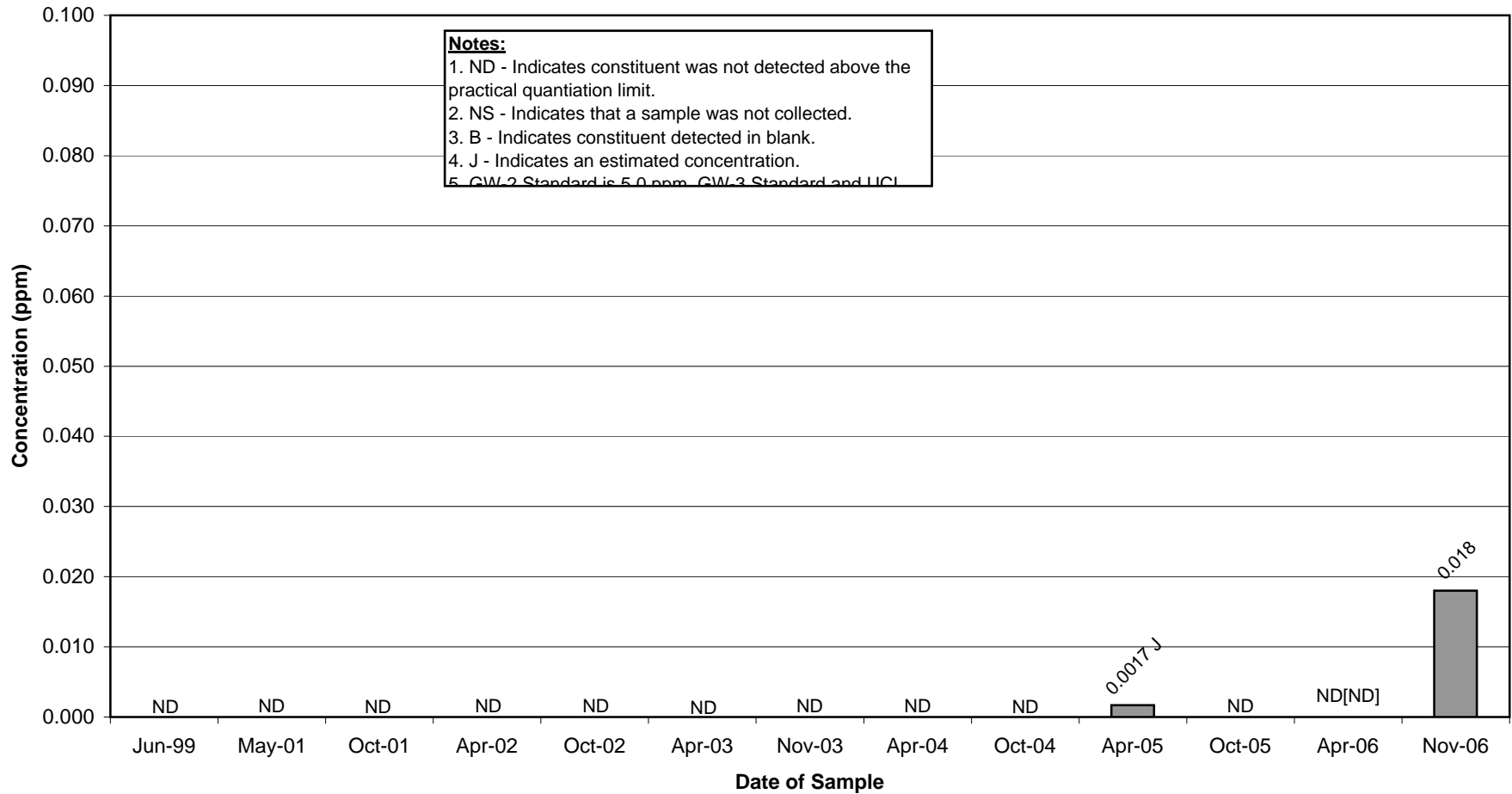
General Electric Company - Pittsfield, Massachusetts



Appendix B
Well OPCA-MW-1 Historical Total VOC Concentrations

Groundwater Management Area 4

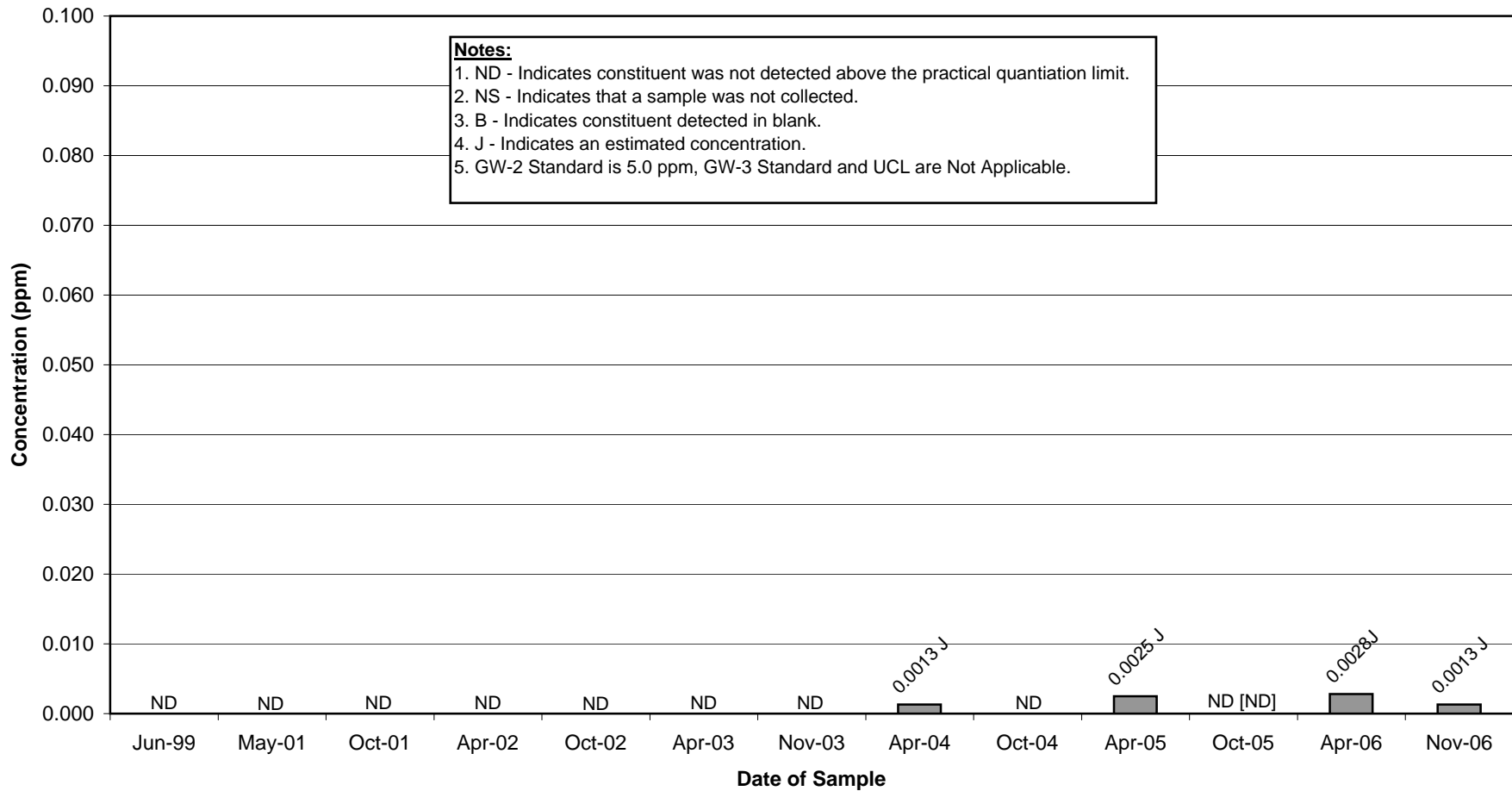
General Electric Company - Pittsfield, Massachusetts



**Appendix B
Well OPCA-MW-2 Historical Total VOC Concentrations**

Groundwater Management Area 4

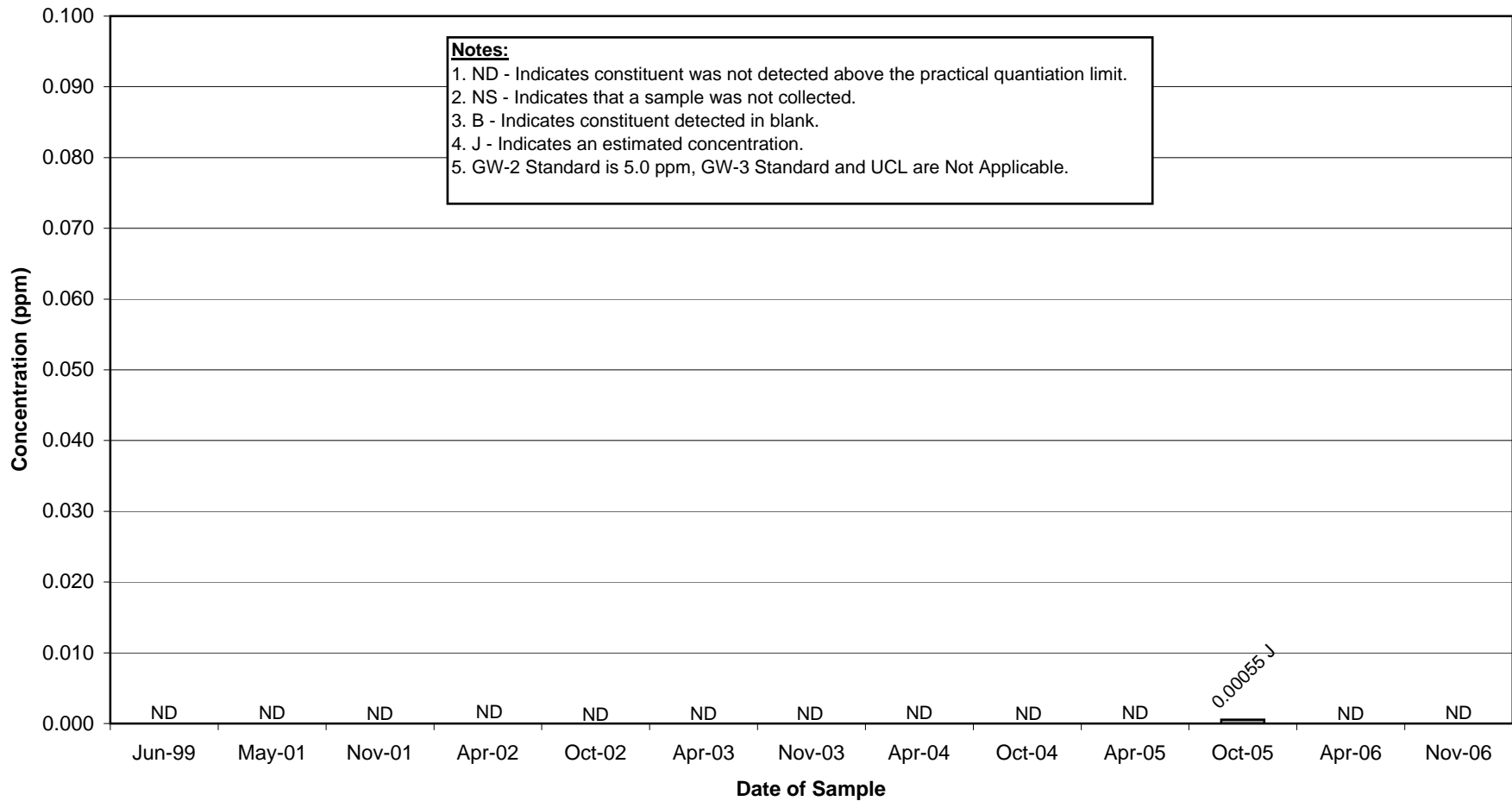
General Electric Company - Pittsfield, Massachusetts



**Appendix B
Well OPCA-MW-3 Historical Total VOC Concentrations**

Groundwater Management Area 4

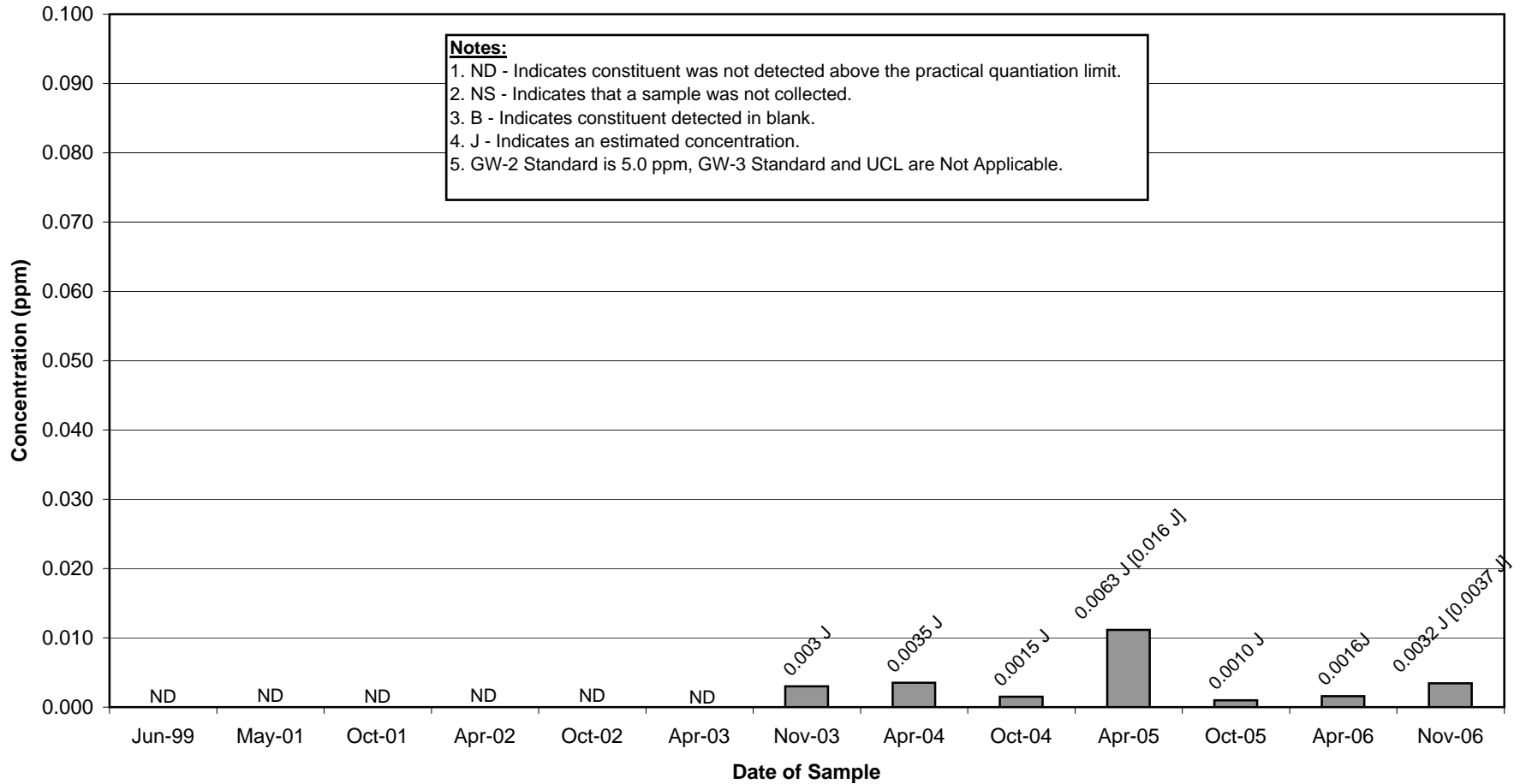
General Electric Company - Pittsfield, Massachusetts



Appendix B
Well OPCA-MW-4 Historical Total VOC Concentrations

Groundwater Management Area 4

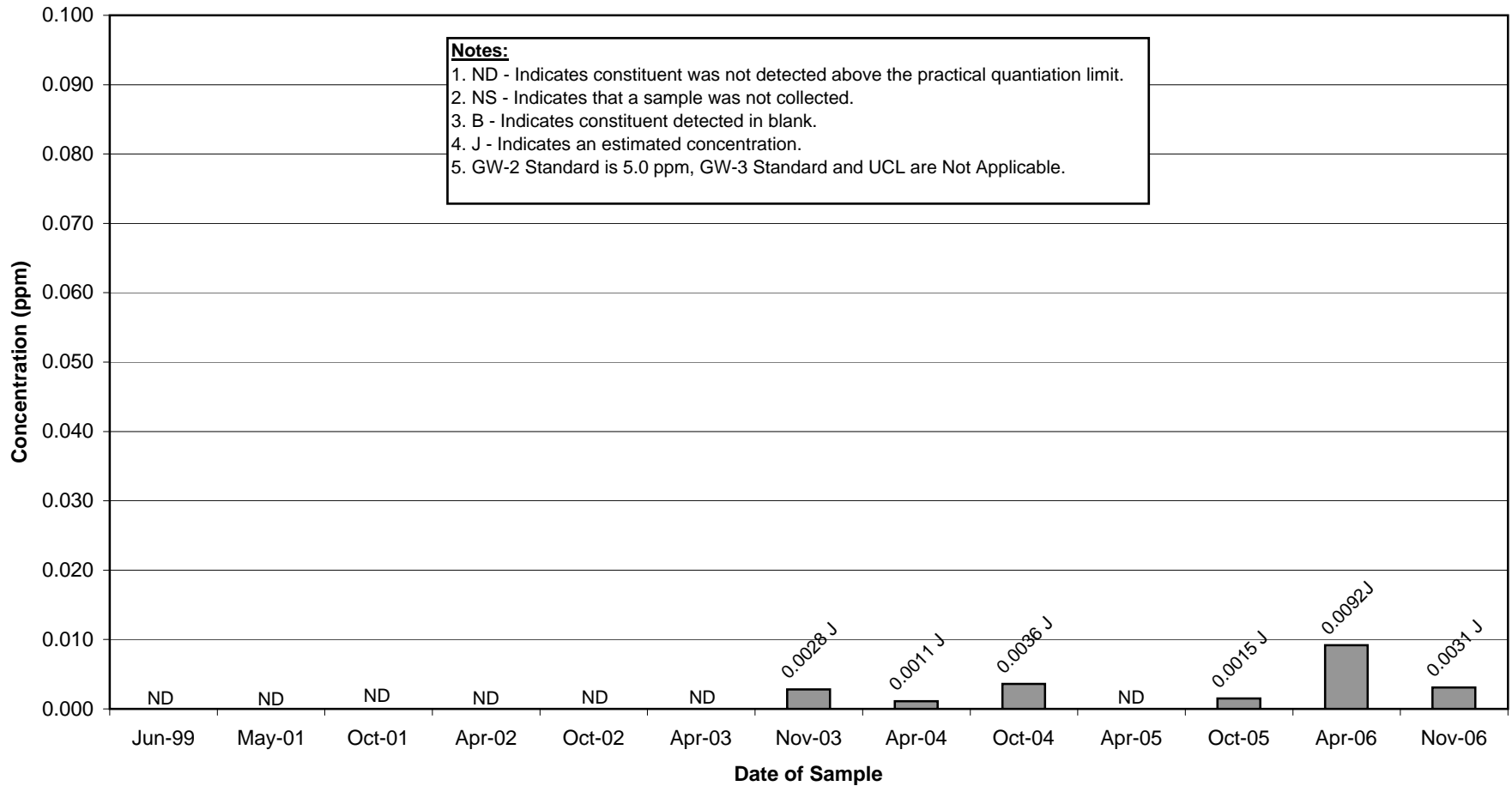
General Electric Company - Pittsfield, MassachusettsLD, MASSACHUSETTS



**Appendix B
Well OPCA-MW-5R Historical Total VOC Concentrations**

Groundwater Management Area 4

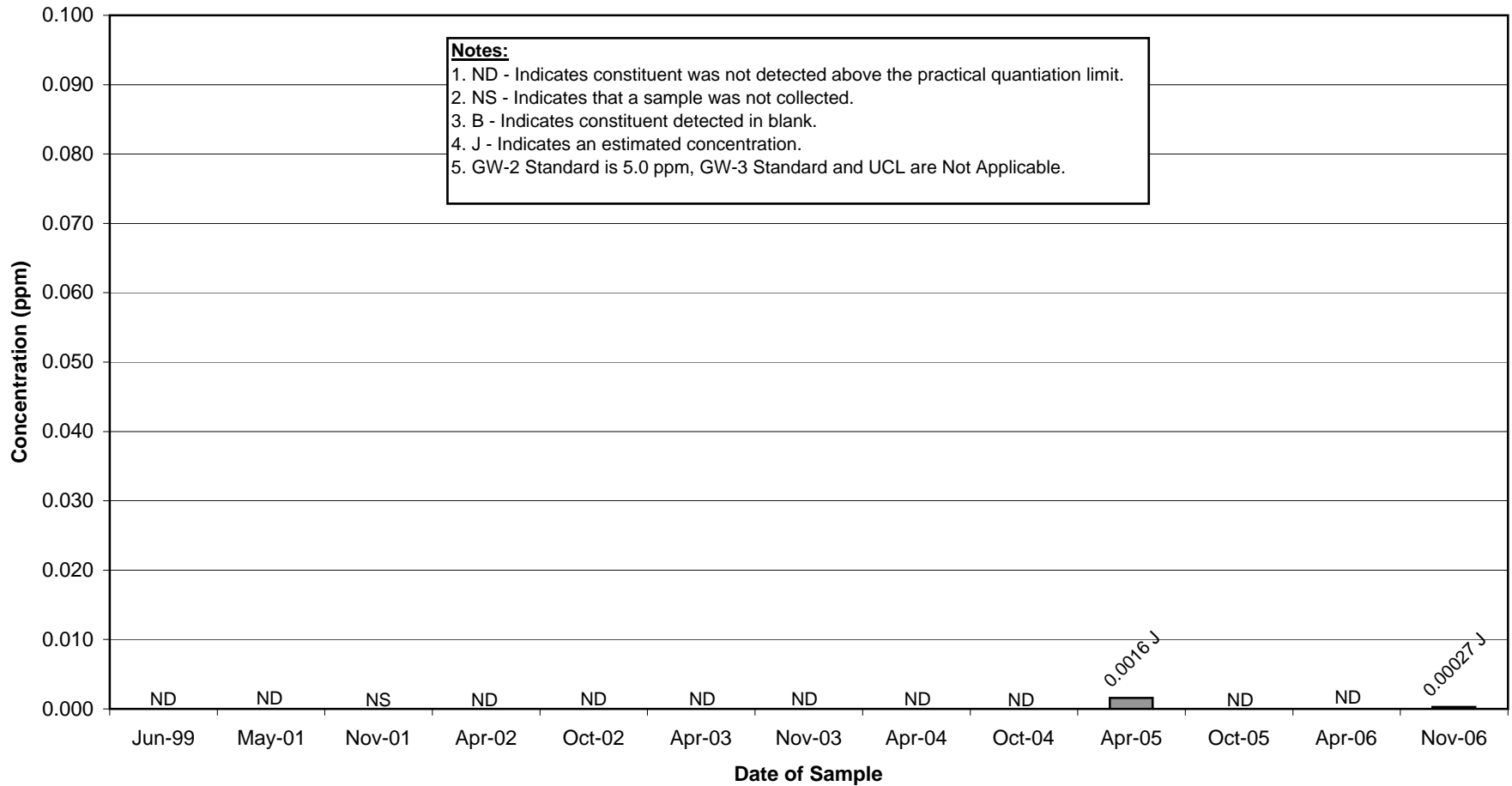
General Electric Company - Pittsfield, MassachusettsLD, MASSACHUSETTS



**Appendix B
Well OPCA-MW-6 Historical Total VOC Concentrations**

Groundwater Management Area 4

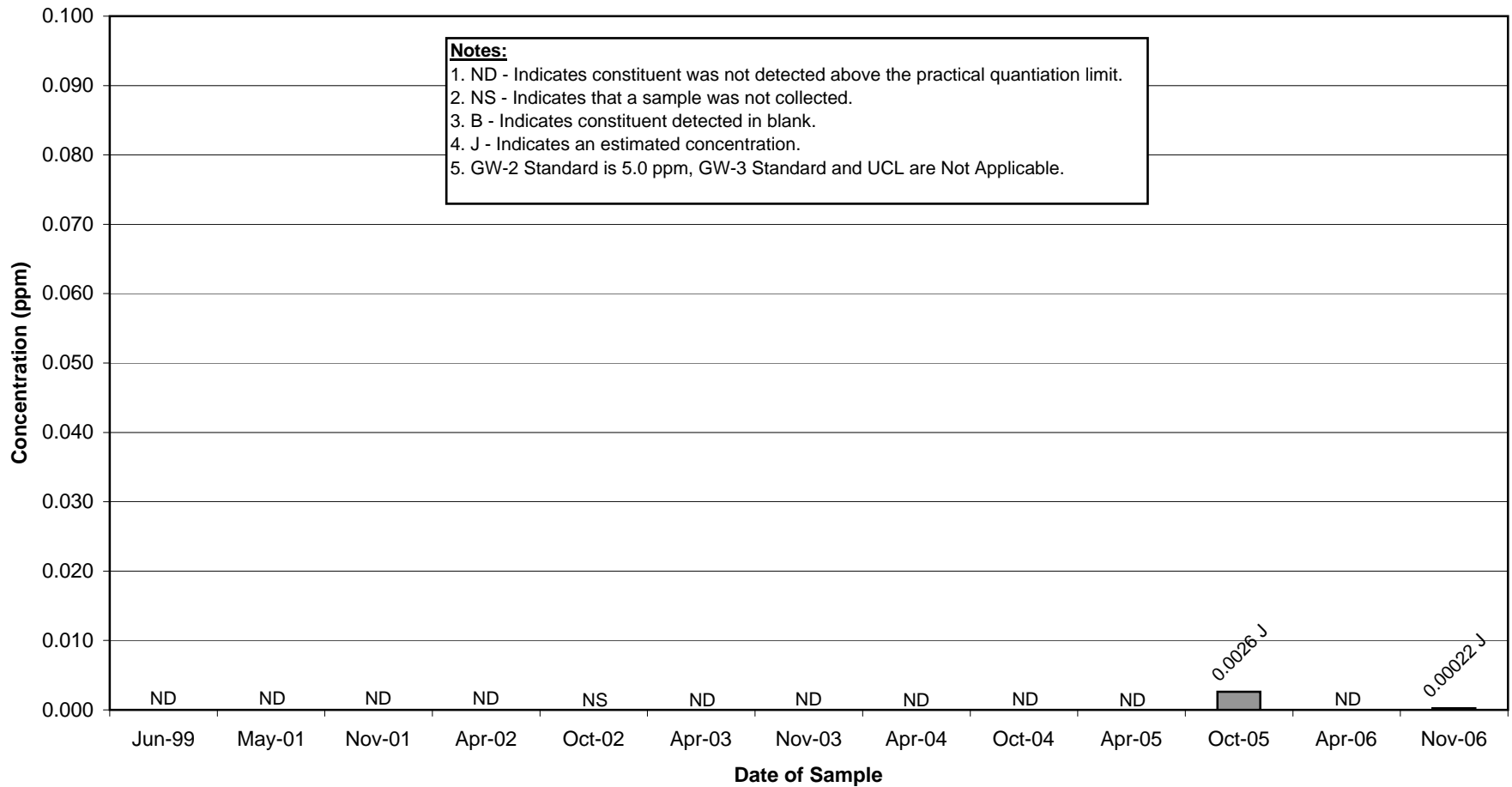
General Electric Company - Pittsfield, Massachusetts



Appendix B
Well OPCA-MW-7 Historical Total VOC Concentrations

Groundwater Management Area 4

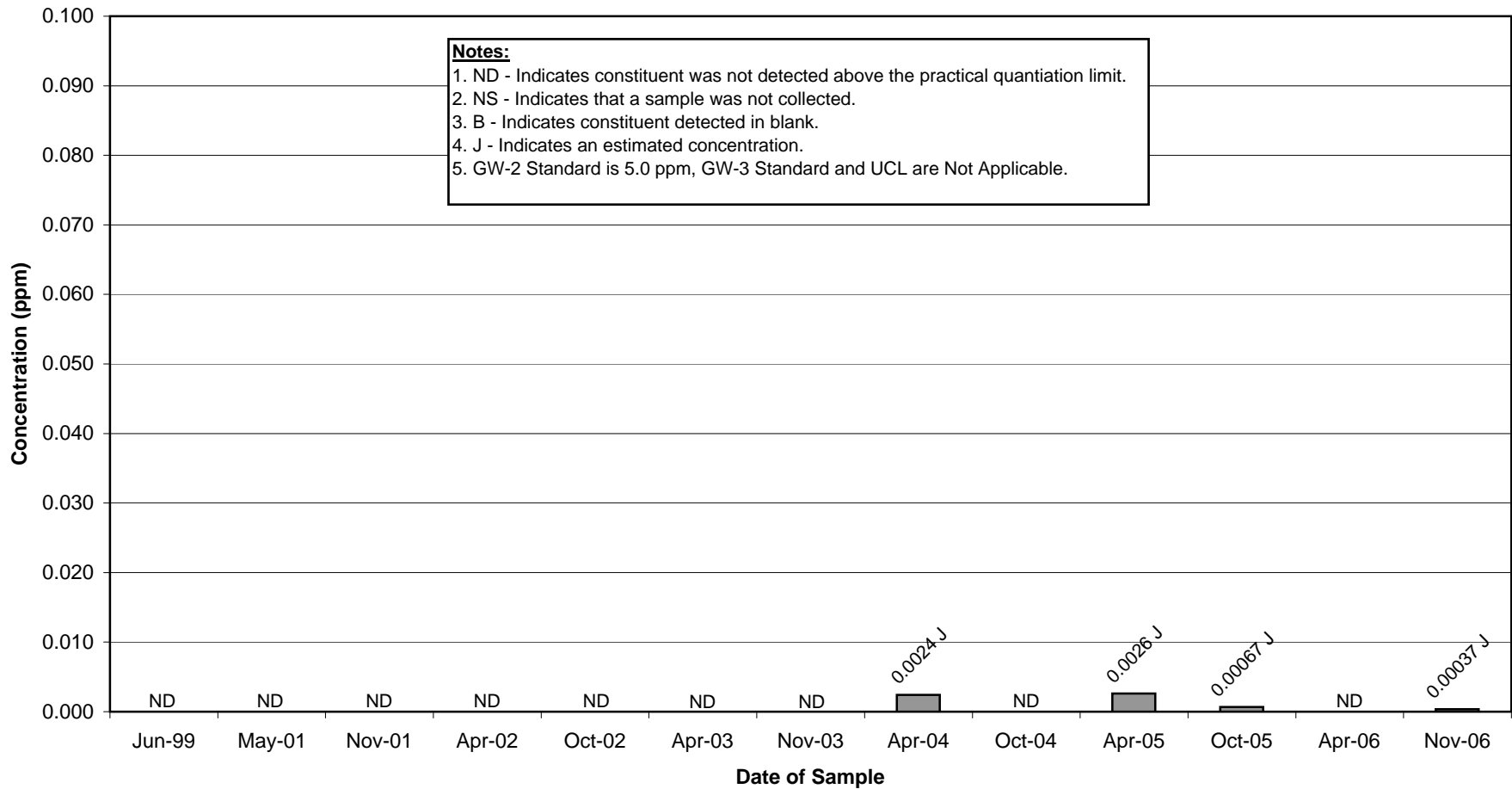
General Electric Company - Pittsfield, Massachusetts



Appendix B
Well OPCA-MW-8 Historical Total VOC Concentrations

Groundwater Management Area 4

General Electric Company - Pittsfield, Massachusetts

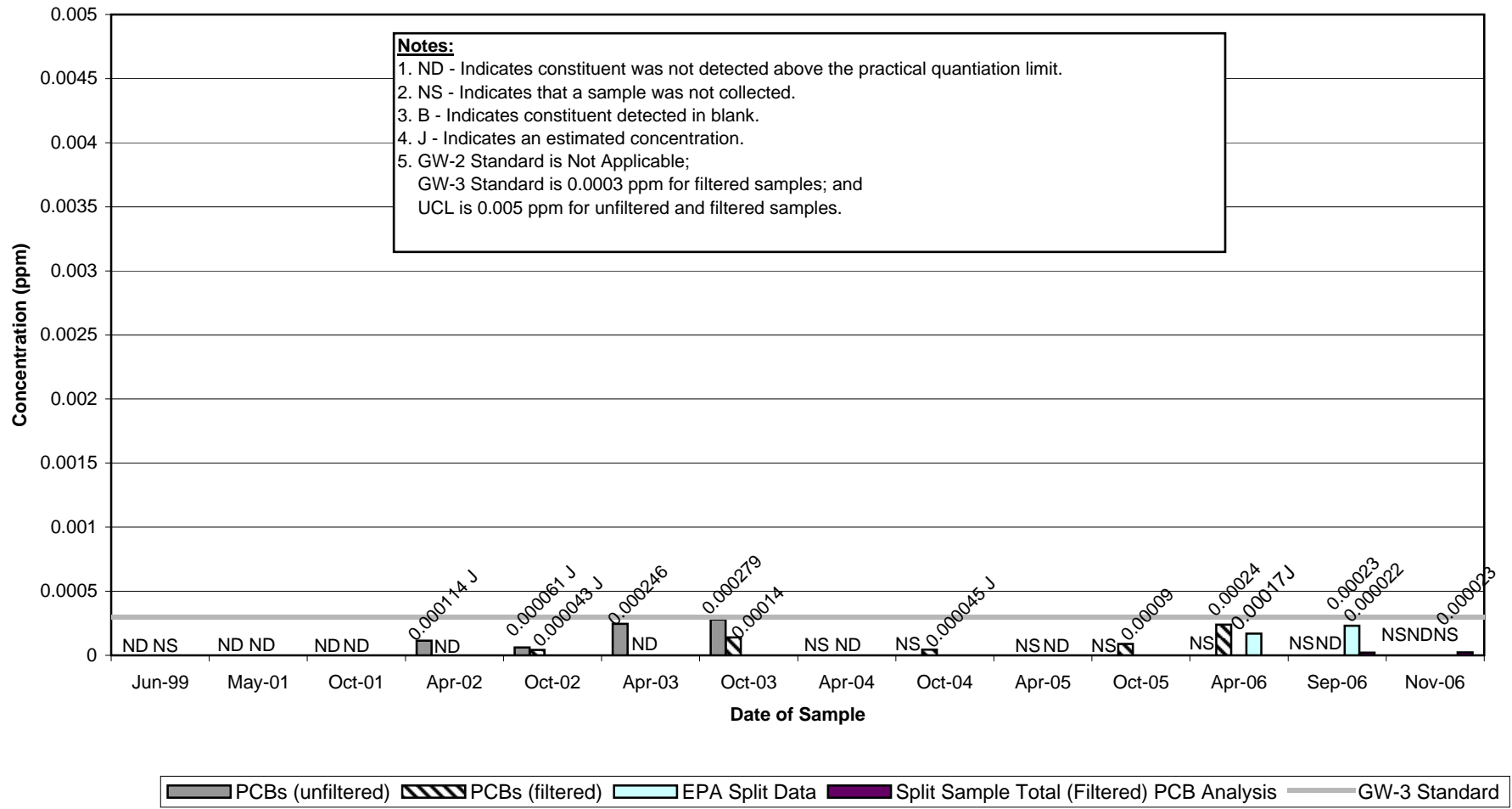


Historical Groundwater Data

Total PCB Concentrations –
Wells Sampled in Fall 2006

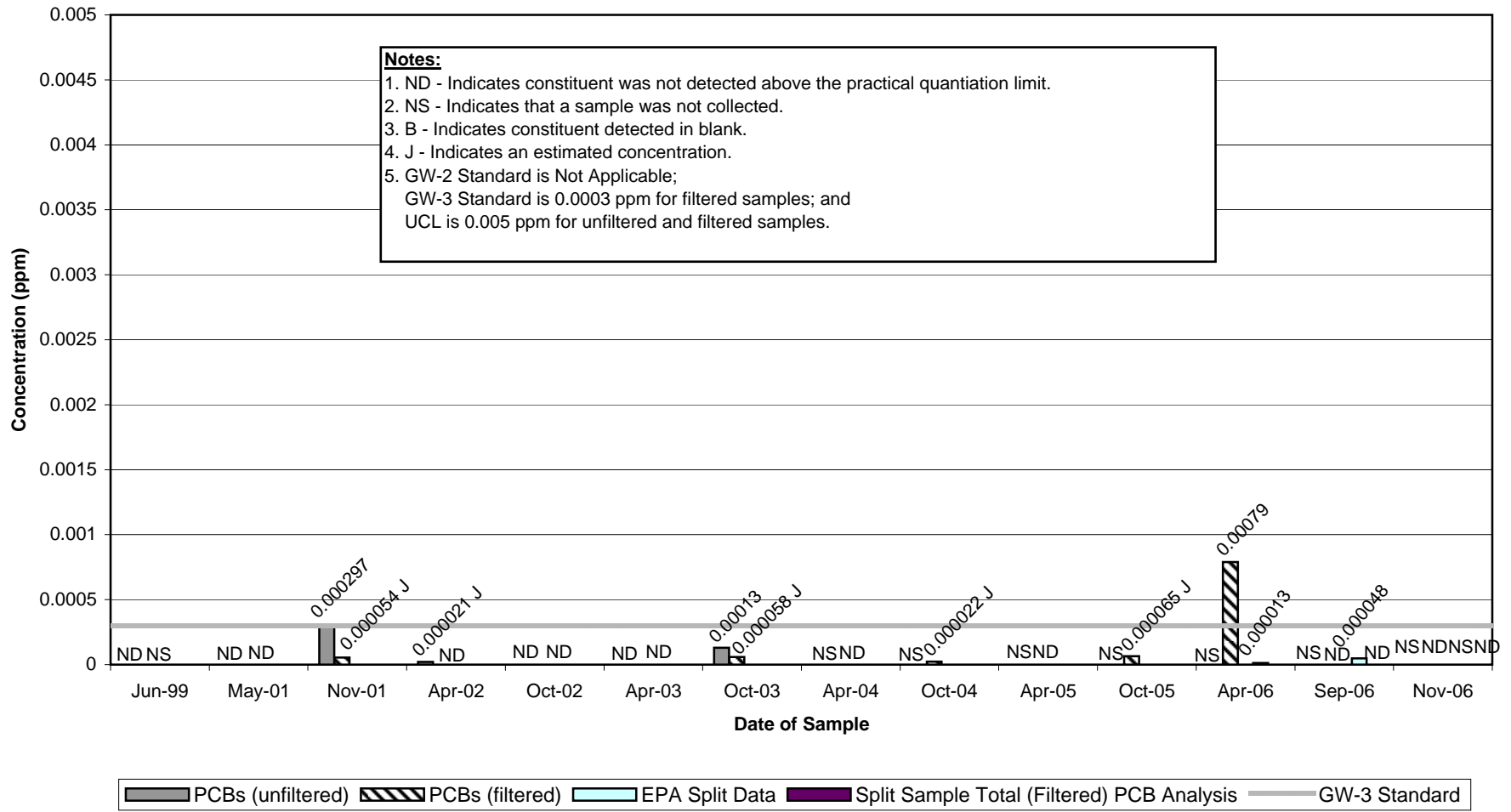
Appendix B
Well 78-1 Historical Total PCB Concentrations

Groundwater Management Area 4
General Electric Company - Pittsfield, Massachusetts



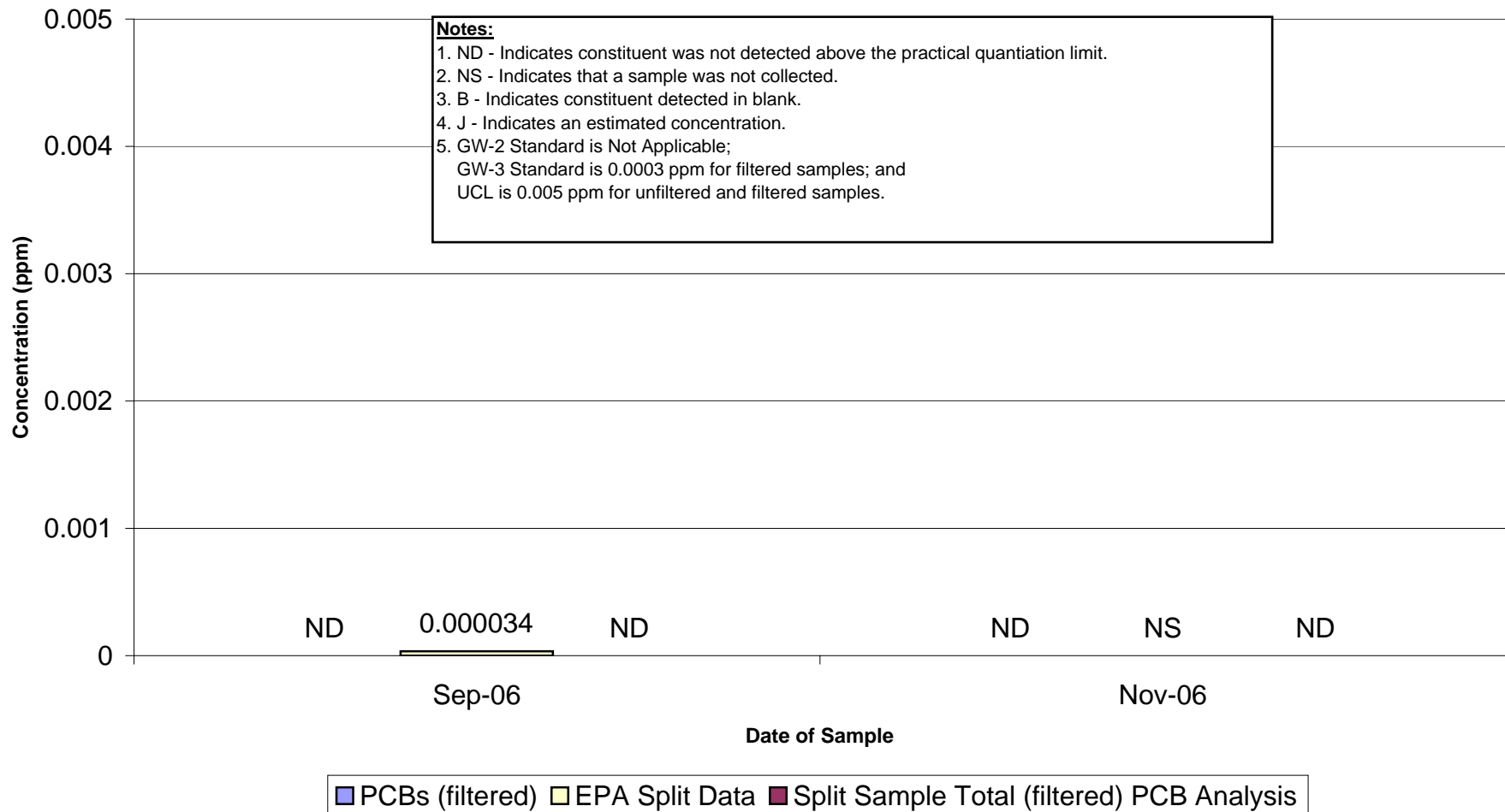
Appendix B
Well 78-6 Historical Total PCB Concentrations

Groundwater Management Area 4
General Electric Company - Pittsfield, Massachusetts



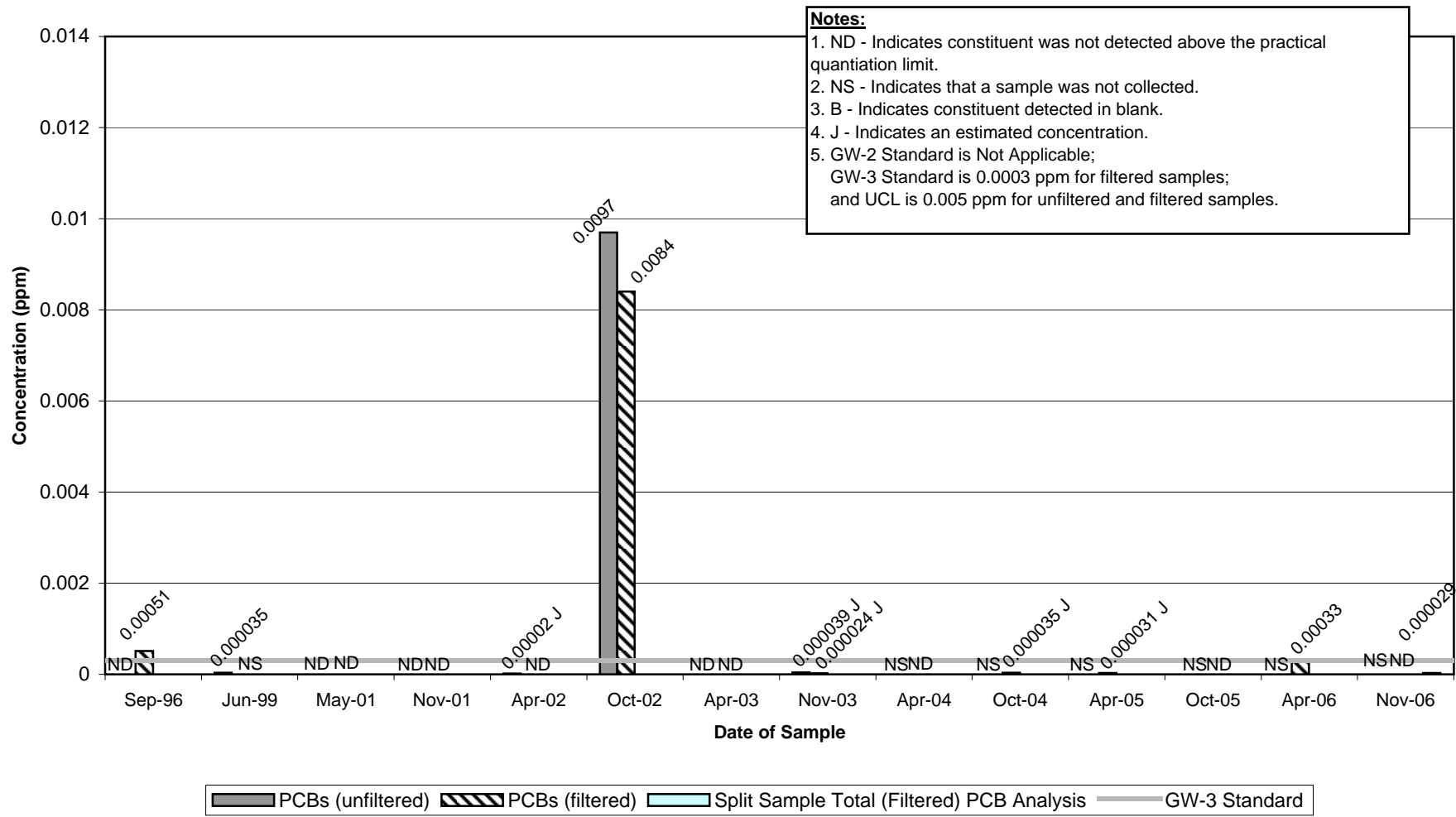
**Appendix B
Well GMA4-6 Historical Total PCB Concentrations**

**Groundwater Management Area 4
General Electric Company - Pittsfield, Massachusetts**



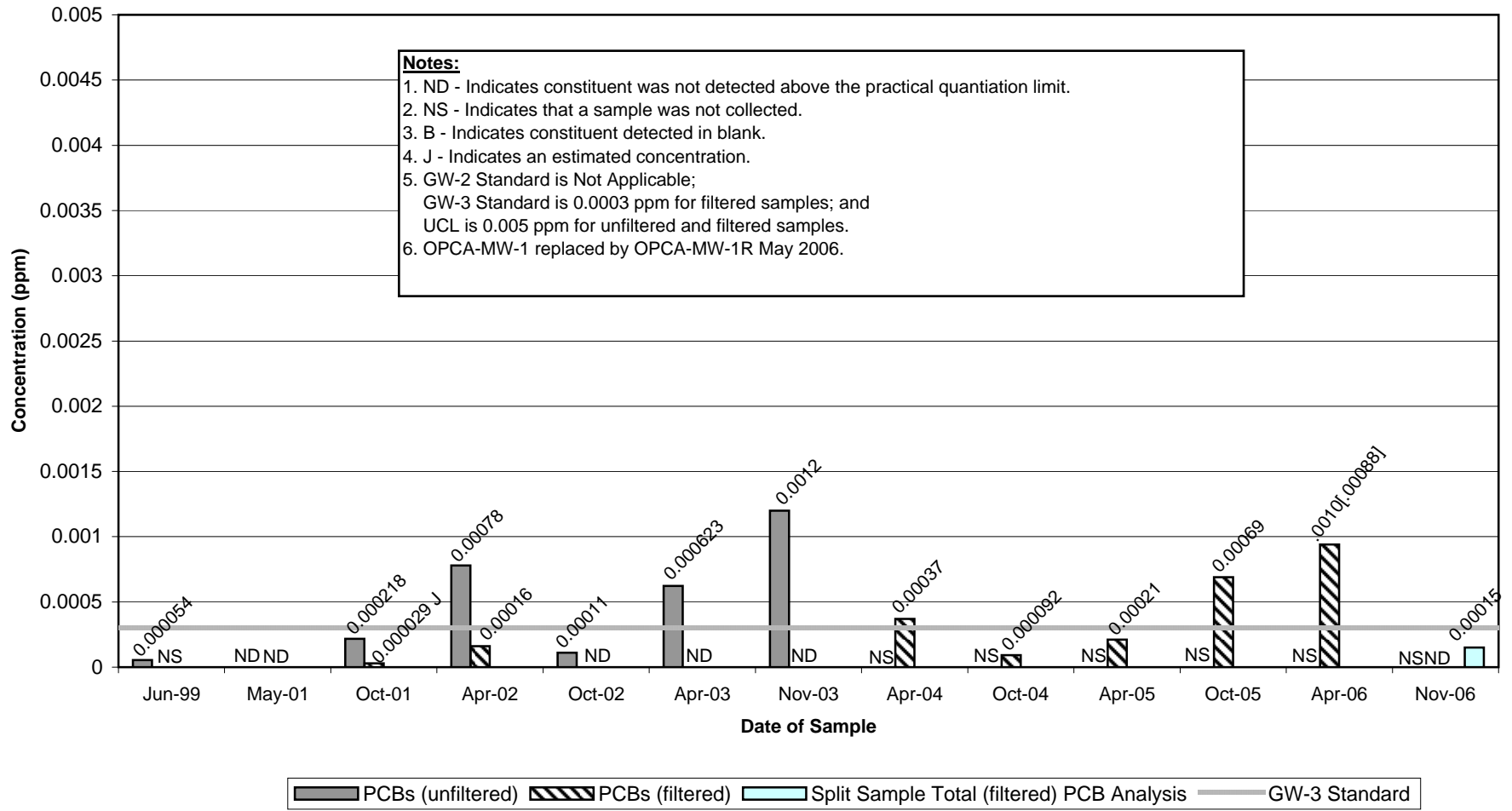
Appendix B
Well H78B-15 Historical Total PCB Concentrations

Groundwater Management Area 4
General Electric Company - Pittsfield, Massachusetts



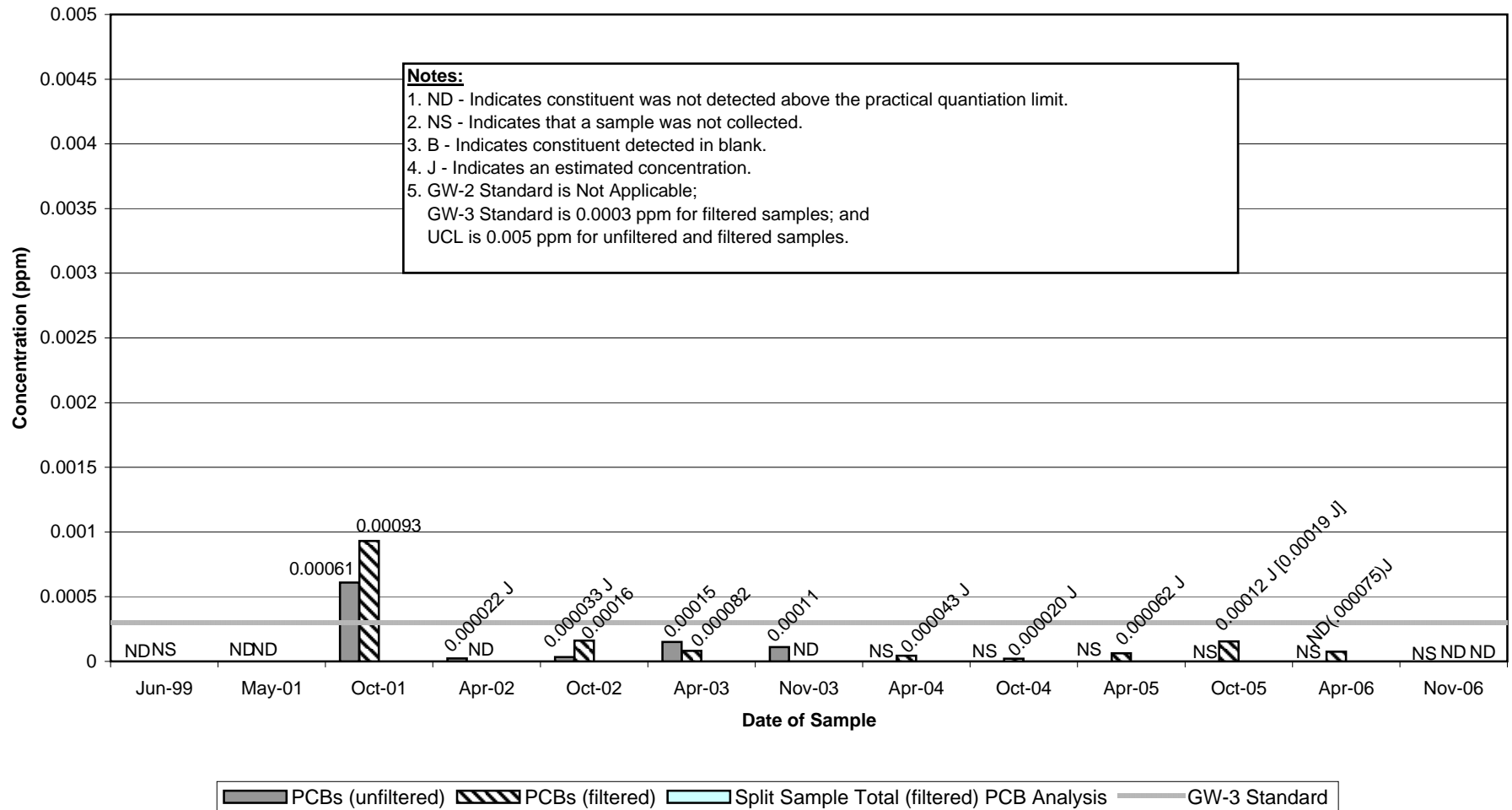
Appendix B
Well OPCA-MW-1R Historical Total PCB Concentrations

Groundwater Management Area 4
General Electric Company - Pittsfield, Massachusetts



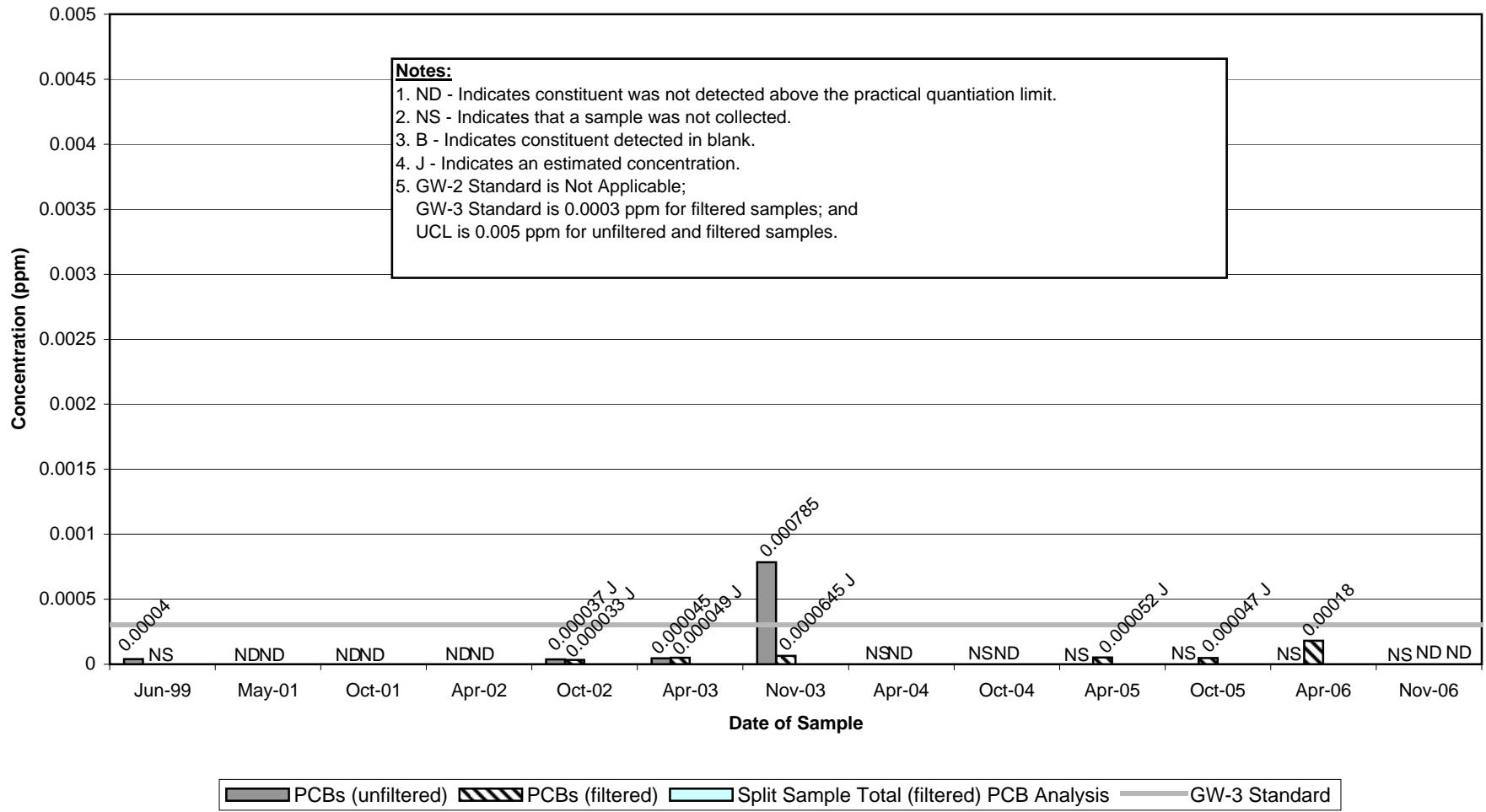
Appendix B
Well OPCA-MW-2 Historical Total PCB Concentrations

Groundwater Management Area 4
General Electric Company - Pittsfield, Massachusetts



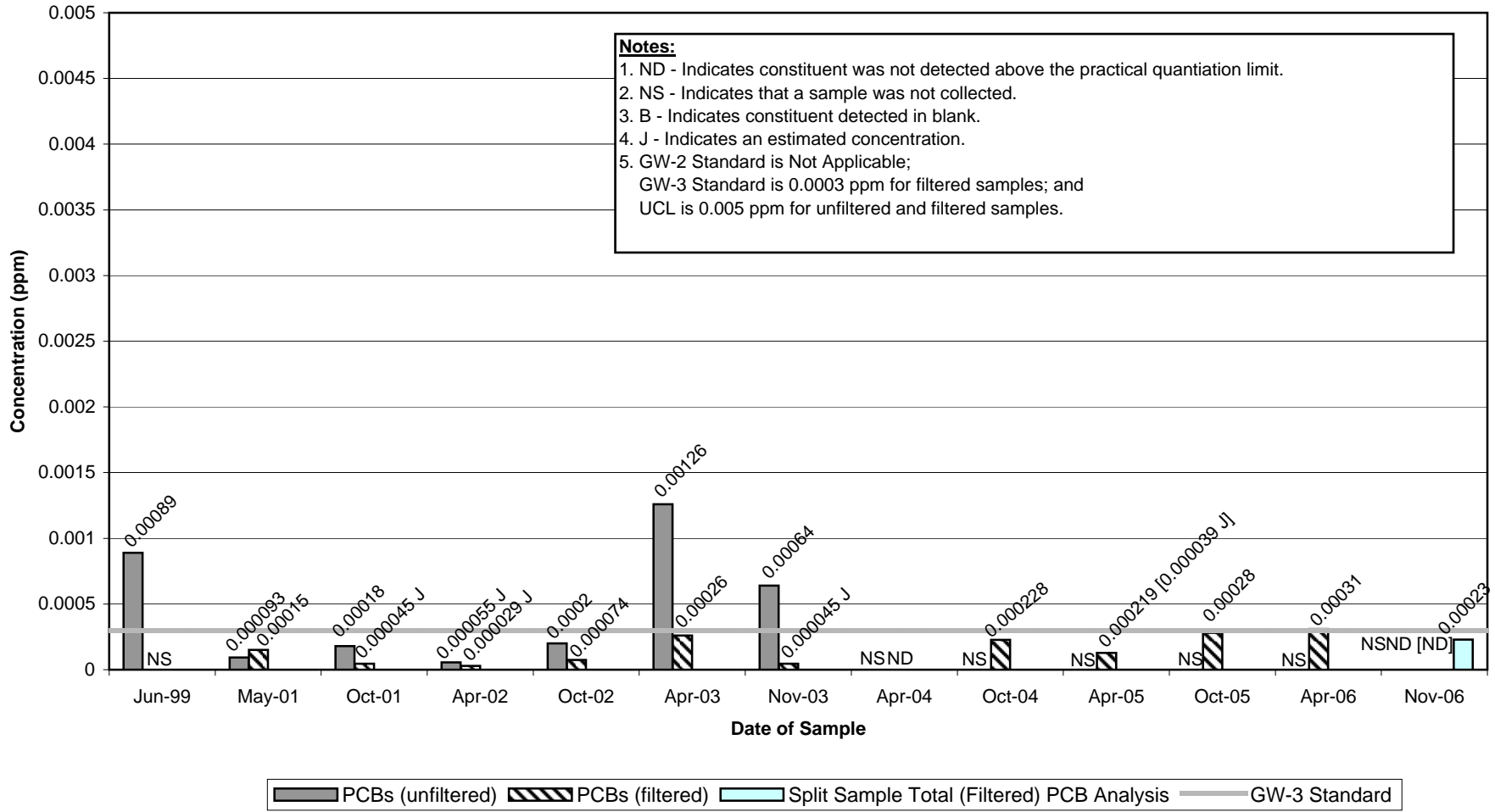
Appendix B
Well OPCA-MW-3 Historical Total PCB Concentrations

Groundwater Management Area 4
General Electric Company - Pittsfield, Massachusetts



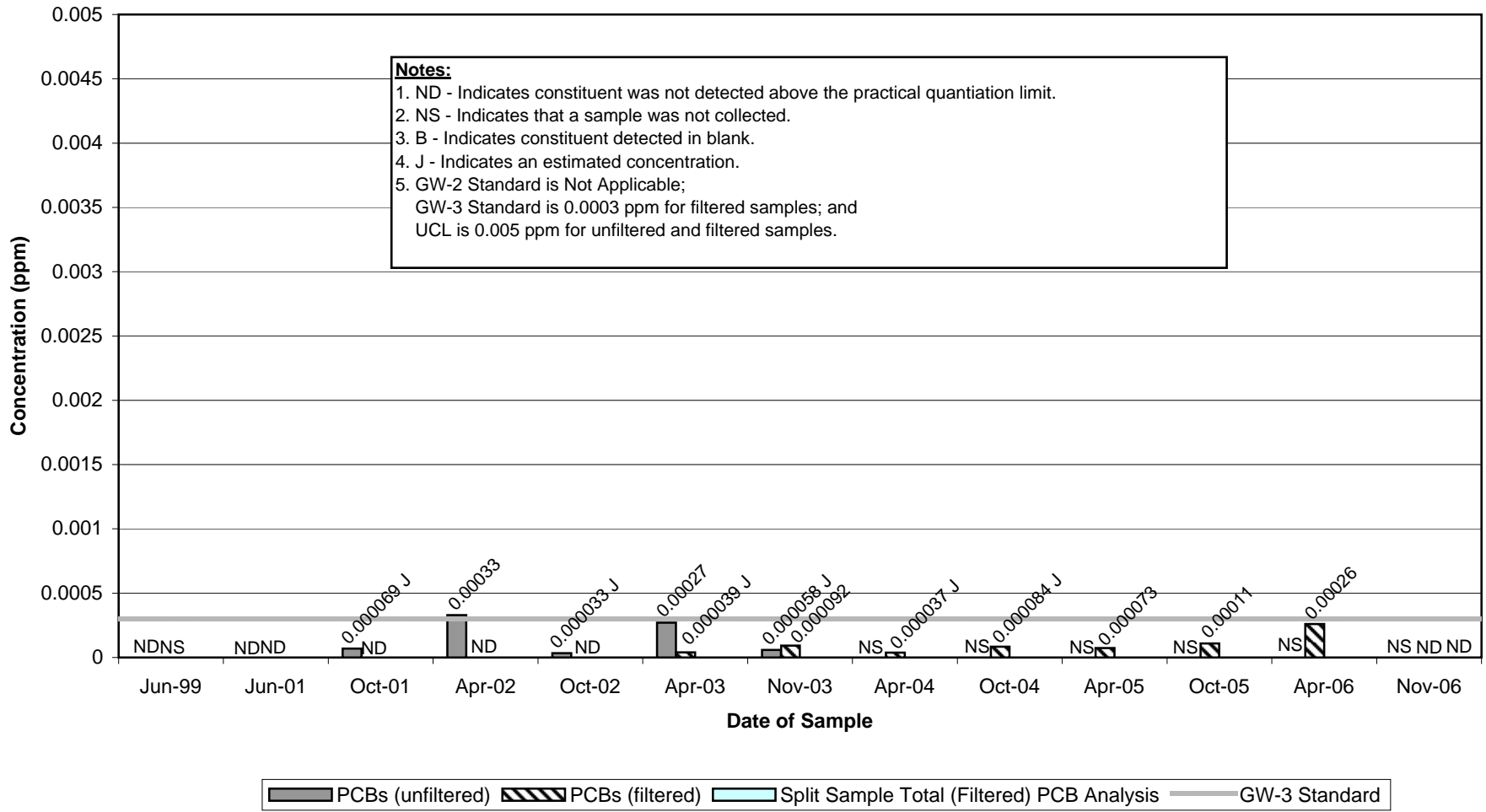
Appendix B
Well OPCA-MW-4 Historical Total PCB Concentrations

Groundwater Management Area 4
General Electric Company - Pittsfield, Massachusetts



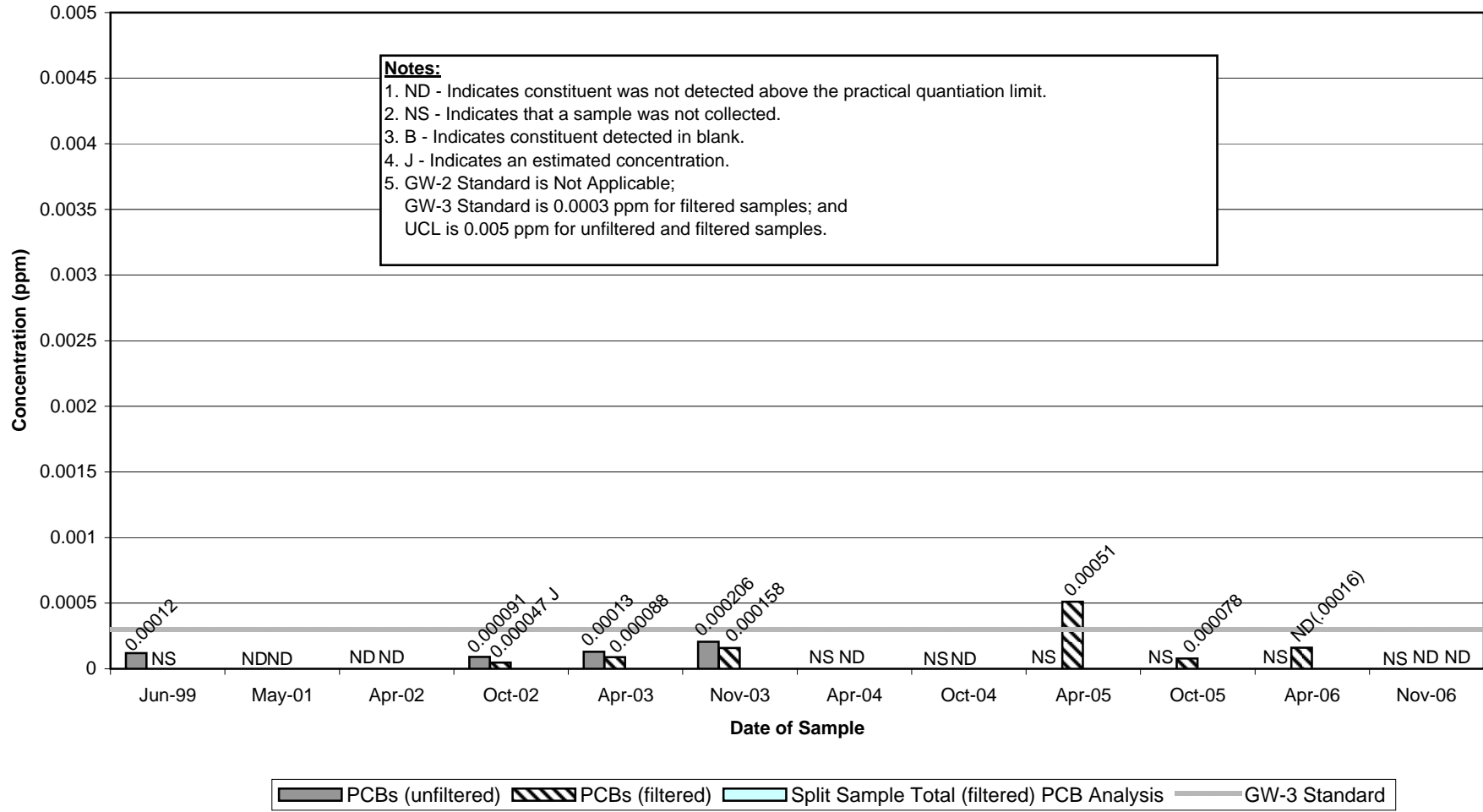
Appendix B
Well OPCA-MW-5R Historical Total PCB Concentrations

Groundwater Management Area 4
General Electric Company - Pittsfield, Massachusetts



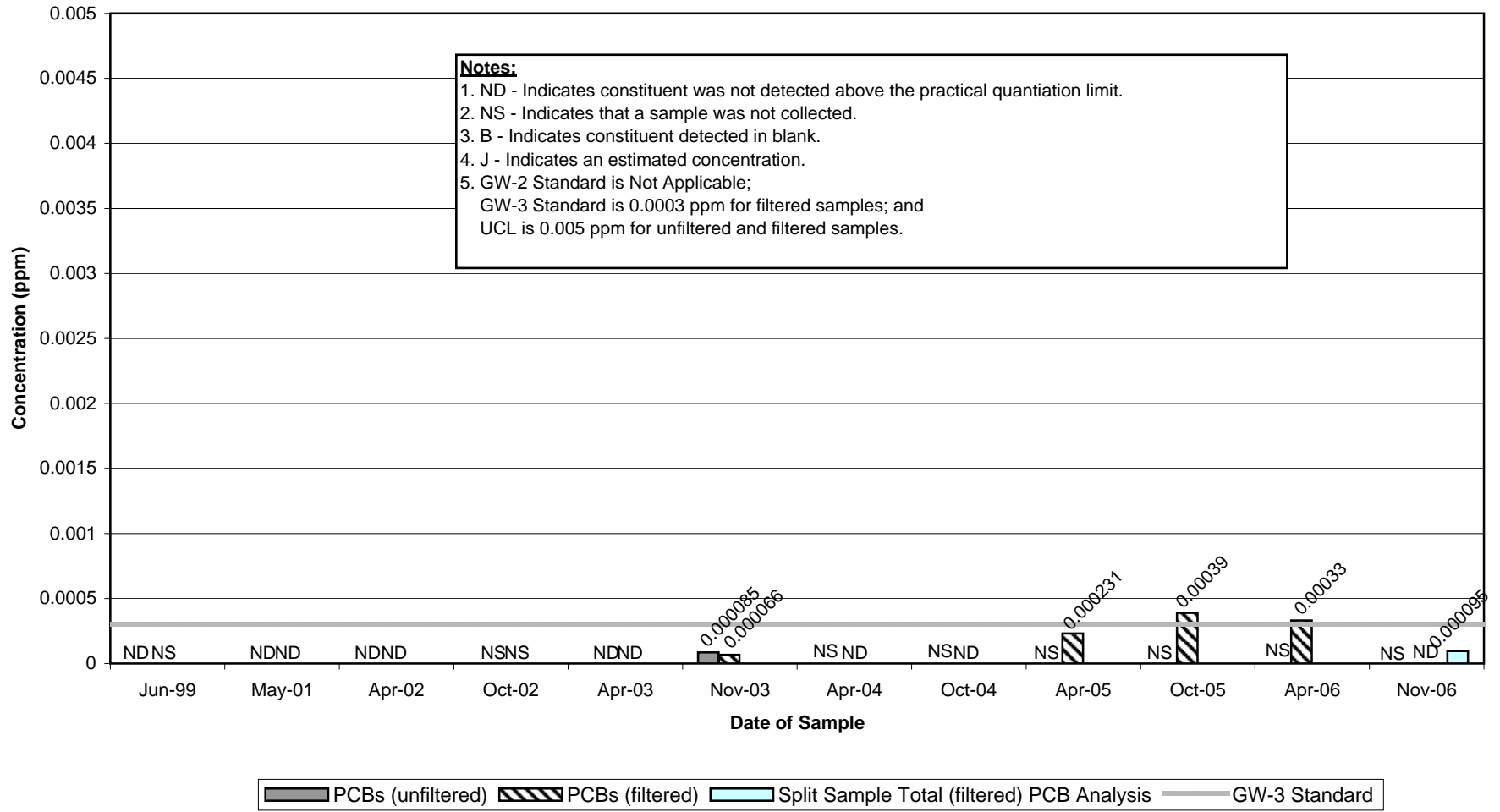
Appendix B
Well OPCA-MW-6 Historical Total PCB Concentrations

Groundwater Management Area 4
General Electric Company - Pittsfield, Massachusetts



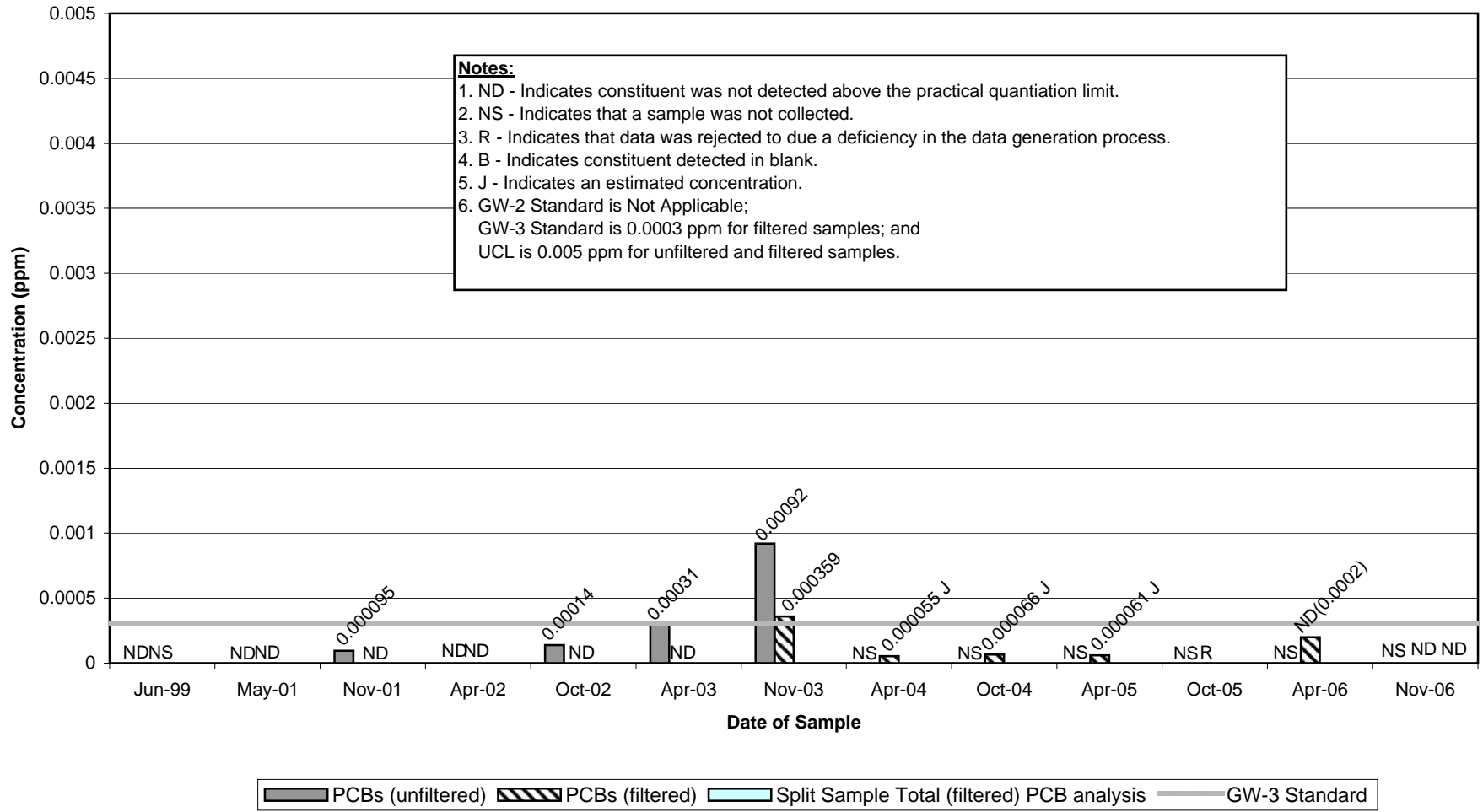
Appendix B
Well OPCA-MW-7 Historical Total PCB Concentrations

Groundwater Management Area 4
General Electric Company - Pittsfield, Massachusetts



Appendix B
Well OPCA-MW-8 Historical Total PCB Concentrations

Groundwater Management Area 4
General Electric Company - Pittsfield, Massachusetts



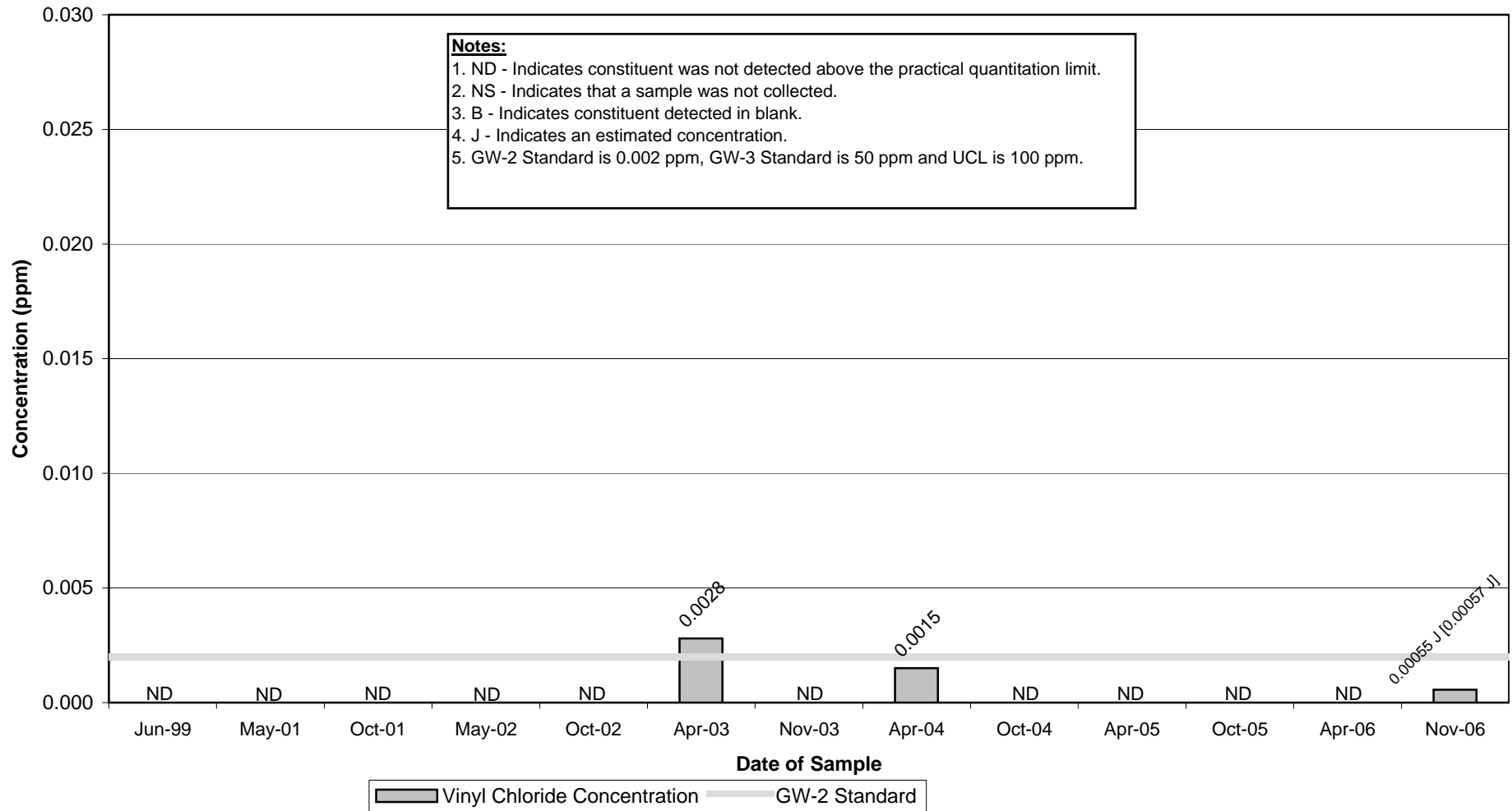
Historical Groundwater Data

Vinyl Chloride Concentrations –
Selected Wells

**Appendix B
Well OPCA-MW-4 Historical Vinyl Chloride Concentrations**

Groundwater Management Area 4

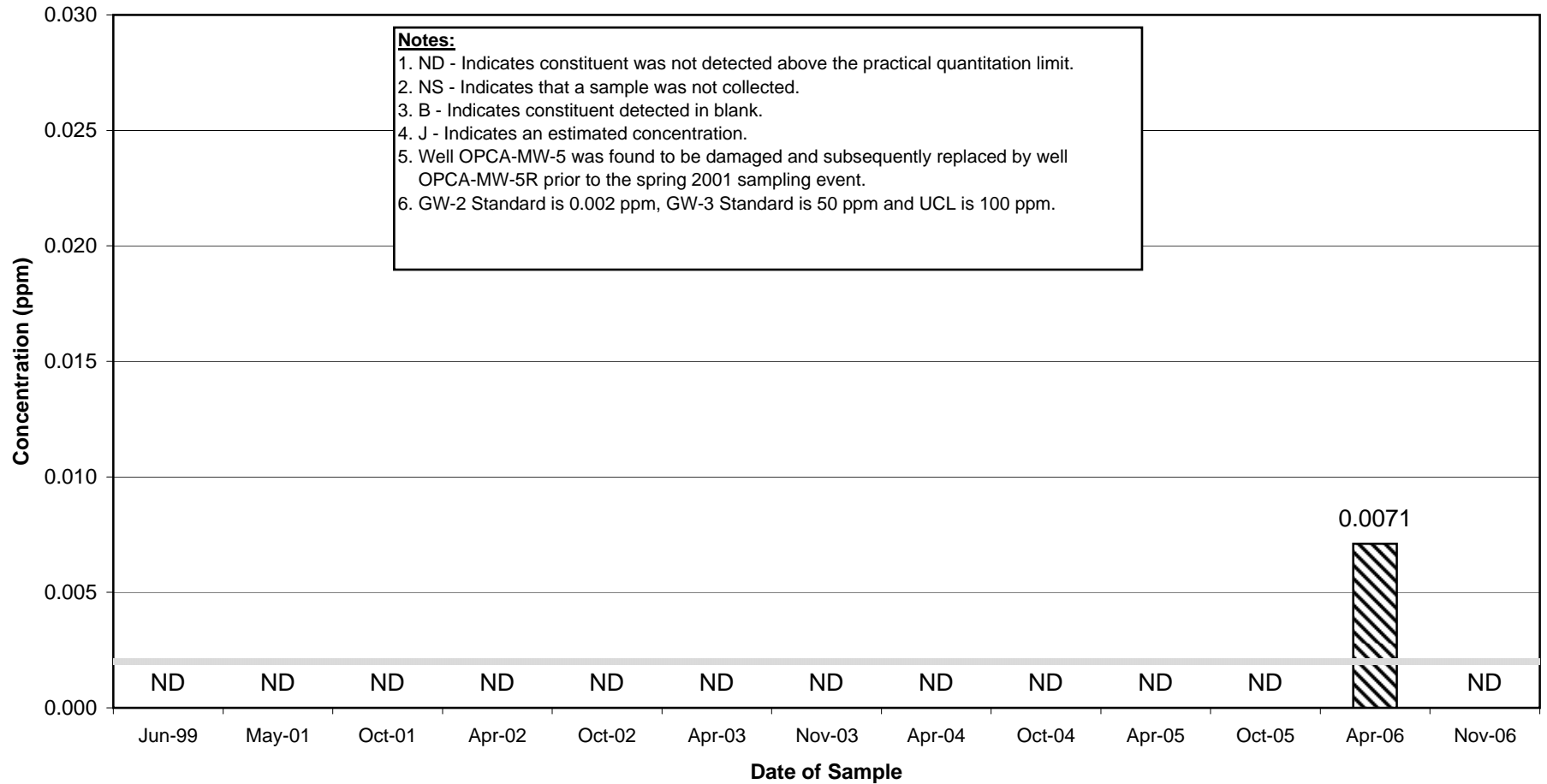
General Electric Company - Pittsfield, Massachusetts



**Appendix B
Well OPCA-MW-5R Historical Vinyl Chloride Concentrations**

Groundwater Management Area 4

General Electric Company - Pittsfield, Massachusetts



Appendix C

Pittsfield Generating Company
Groundwater Analytical Data

**Table C-1
Summary Of Pittsfield Generating Company Groundwater Data**

**Groundwater Management Area 4
Groundwater Quality Monitoring Interim Report for Fall 2006
General Electric Company - Pittsfield Massachusetts**

(Results in ppm)

Analyte Identification	MCP GW-3 Standard	Method 3 UCL	ASW-5 6/10/96	ASW-5/W-5* 9/20/96	ASW-5 12/16/96	ASW-5 6/9/97	ASW-5 12/16/97	ASW-5 6/23/98
Volatile Organics								
1,2 - Dichloroethene (total)	None	None	--	--	--	--	--	--
Acetone	50	100	--	--	--	--	--	--
Methylene chloride	50	100	--	0.0050 JB	--	--	--	--
Trichloroethene	20	100	0.016	0.0150	0.014	0.0150	0.0120	0.013
PCBs - Unfiltered								
PCB-1254	None	None	--	--	--	--	--	--
PCB-1260	None	None	--	--	--	--	--	--
Total PCBs	Not Applicable	0.005	--	--	--	--	--	--
PCBs - Filtered								
PCB-1254	None	None	NA	--	NA	NA	NA	NA
PCB-1260	None	None	NA	--	NA	NA	NA	NA
Total PCBs	0.0003	0.005	NA	--	NA	NA	NA	NA

Analyte Identification	MCP GW-3 Standard	Method 3 UCL	ASW-5 12/29/98	ASW-5 6/21/99	ASW-5 12/13/99	ASW-5 5/31/00	ASW-5 12/26/00	ASW-5 6/20/01
Volatile Organics								
1,2 - Dichloroethene (total)	None	None	--	0.006	--	--	--	--
Acetone	50	100	--	--	--	--	--	--
Methylene chloride	50	100	--	--	--	--	--	--
Trichloroethene	20	100	0.024	0.032	0.026	0.021	0.015	0.016
PCBs - Unfiltered								
PCB-1254	None	None	--	--	--	--	--	--
PCB-1260	None	None	--	--	--	--	--	--
Total PCBs	Not Applicable	0.005	--	--	--	--	--	--
PCBs - Filtered								
PCB-1254	None	None	NA	NA	NA	NA	NA	NA
PCB-1260	None	None	NA	NA	NA	NA	NA	NA
Total PCBs	0.0003	0.005	NA	NA	NA	NA	NA	NA

**Table C-1
Summary Of Pittsfield Generating Company Groundwater Data**

**Groundwater Management Area 4
Groundwater Quality Monitoring Interim Report for Fall 2006
General Electric Company - Pittsfield Massachusetts**

(Results in ppm)

Analyte Identification	MCP GW-3 Standard	Method 3 UCL	ASW-5 12/11/01	ASW-5 6/12/02	ASW-5 12/6/02	ASW-5 6/2/03	ASW-5 12/1/03	ASW-5 6/7/04
Volatile Organics								
1,2 - Dichloroethene (total)	None	None	--	--	--	--	--	--
Acetone	50	100	--	--	--	--	0.017	--
Methylene chloride	50	100	--	--	--	--	--	--
Trichloroethene	20	100	0.013	0.021	0.012	0.022	0.016	0.019
PCBs - Unfiltered								
PCB-1254	None	None	--	--	--	--	--	--
PCB-1260	None	None	--	--	--	--	--	--
Total PCBs	Not Applicable	0.005	--	--	--	--	--	--
PCBs - Filtered								
PCB-1254	None	None	NA	NA	NA	NA	NA	NA
PCB-1260	None	None	NA	NA	NA	NA	NA	NA
Total PCBs	0.0003	0.005	NA	NA	NA	NA	NA	NA

Analyte Identification	MCP GW-3 Standard	Method 3 UCL	ASW-5 12/13/04	ASW-5 6/7/05	ASW-5 12/7/05	ASW-5 6/6/06	ASW-5 12/12/06
Volatile Organics							
1,2 - Dichloroethene (total)	None	None	--	--	--	--	--
Acetone	50	100	--	--	--	--	--
Methylene chloride	50	100	--	--	--	--	--
Trichloroethene	20	100	0.017	0.018	0.018	0.014	0.012
PCBs - Unfiltered							
PCB-1254	None	None	--	--	--	--	--
PCB-1260	None	None	--	--	--	--	--
Total PCBs	Not Applicable	0.005	--	--	--	--	--
PCBs - Filtered							
PCB-1254	None	None	NA	NA	NA	NA	NA
PCB-1260	None	None	NA	NA	NA	NA	NA
Total PCBs	0.0003	0.005	NA	NA	NA	NA	NA

Notes:

Table C-1
Summary Of Pittsfield Generating Company Groundwater Data

Groundwater Management Area 4
Groundwater Quality Monitoring Interim Report for Fall 2006
General Electric Company - Pittsfield Massachusetts

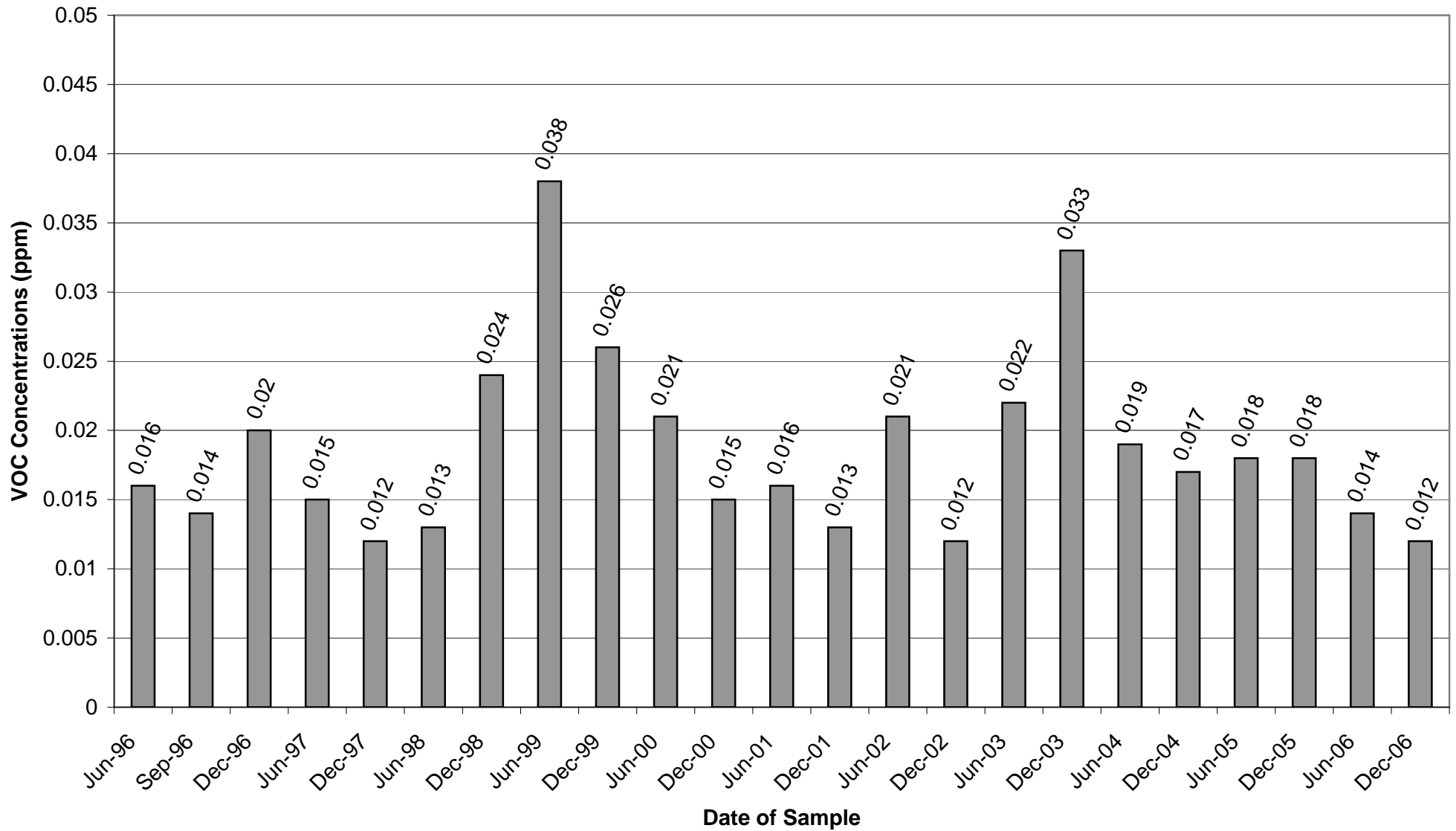
(Results in ppm)

1. Only parameters detected in at least one sample are shown.
2. -- Compound was not detected.
3. J - Indicates an estimated value less than the practical quantitation limit (PQL).
4. B - Analyte was also detected in the associated blank.
5. * - Sample was collected by Blasland, Bouck, & Lee, Inc.
6. NA - Not Analyzed

APPENDIX C

SUMMARY OF PITTSFIELD GENERATING COMPANY GROUNDWATER DATA
WELL ASW-5 HISTORICAL TOTAL VOC CONCENTRATIONS

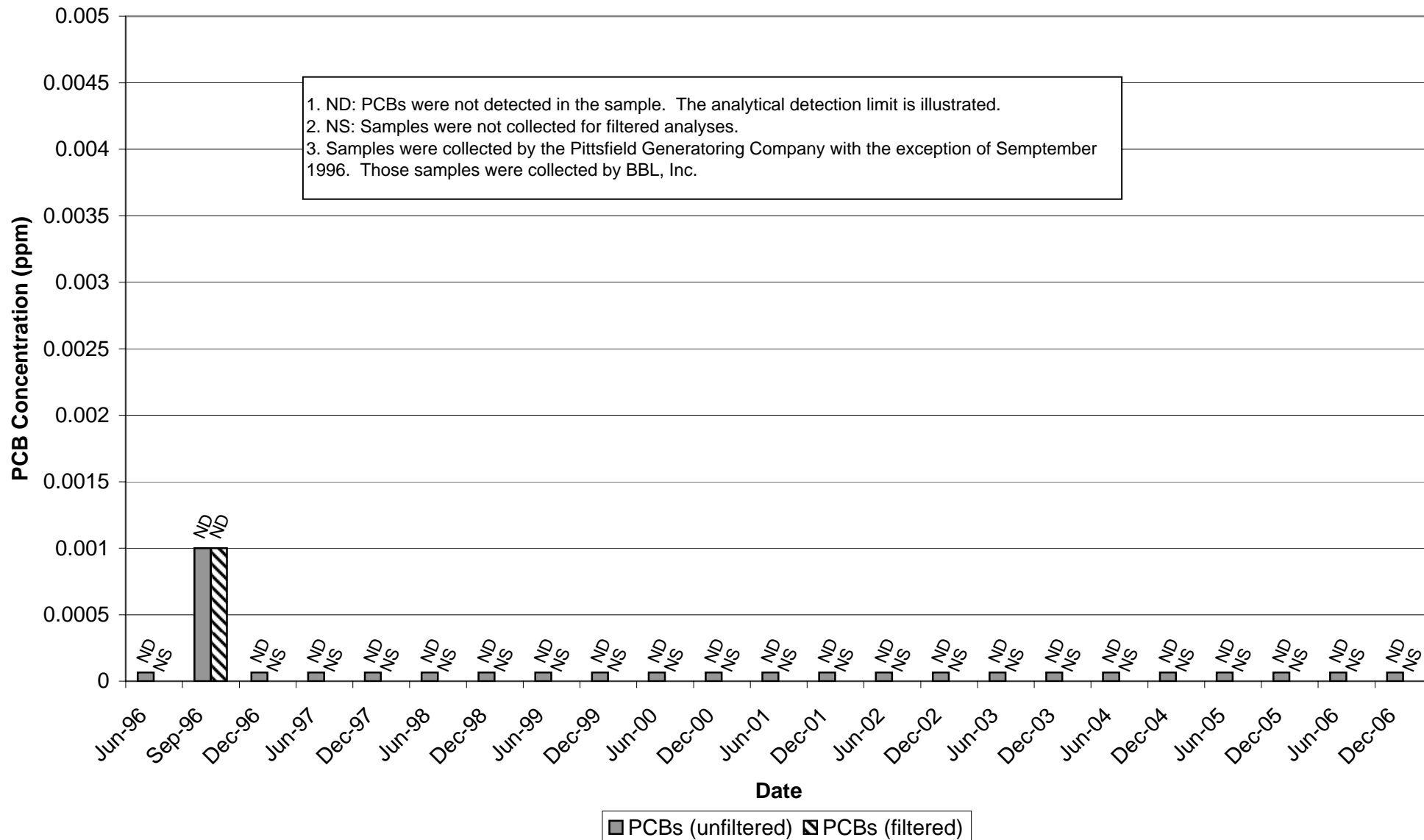
GROUNDWATER MANAGEMENT AREA 4
GENERAL ELECTRIC COMPANY - PITTSFIELD, MASSACHUSETTS



APPENDIX C

SUMMARY OF PITTSFIELD GENERATING COMPANY GROUNDWATER DATA
WELL ASW-5 HISTORICAL TOTAL PCB CONCENTRATIONS

GROUNDWATER MANAGEMENT AREA 4
GENERAL ELECTRIC COMPANY - PITTSFIELD, MASSACHUSETTS



Appendix D

Field Sampling Data

GROUNDWATER SAMPLING LOG

Well No. 78-1
 Key No. NA
 PID Background (ppm) 0
 Well Headspace (ppm) 0

Site/GMA Name GMA 4 / GE Pittsfield
 Sampling Personnel SAB / KIC
 Date 11/7/06
 Weather 40°C Cloudy

WELL INFORMATION

Reference Point Marked? Y N
 Height of Reference Point _____ Meas. From _____
 Well Diameter 4 in
 Screen Interval Depth 8-23 Meas. From Ground
 Water Table Depth 10.20 Meas. From TIL
 Well Depth 22.39 Meas. From TIL
 Length of Water Column 12.19
 Volume of Water in Well 7.95 gallons
 Intake Depth of Pump/Tubing 12 Meas. From TIL

Sample Time 1105
 Sample ID 78-1
 Duplicate ID -
 MS/MSD -
 Split Sample ID -

Reference Point Identification:

TIC: Top of Inner (PVC) Casing
 TOC: Top of Outer (Protective) Casing
 Grade/BGS: Ground Surface

Redevelop? Y (N)

Required	Analytical Parameters:	Collected
(X)	VOCs (Std. list)	(X)
(X)	VOCs (Exp. list)	()
(X)	SVOCs	(X)
()	PCBs (Total)	()
(X)	PCBs (Dissolved)	(X)
()	Metals/Inorganics (Total)	()
(X)	Metals/Inorganics (Dissolved)	(X)
()	EPA Cyanide (Dissolved)	()
(X)	PAC Cyanide (Dissolved)	(X)
(X)	PCDDs/PCDFs	(X)
()	Pesticides/Herbicides	()
()	Natural Attenuation	()
(X)	Other (Specify) <u>Sulfide</u>	(X)

EVACUATION INFORMATION

Pump Start Time 1005
 Pump Stop Time 1145
 Minutes of Pumping 100
 Volume of Water Removed 5.25 gallons
 Did Well Go Dry? Y (N)

Evacuation Method: Bailer () Bladder Pump ()
 Peristaltic Pump (X) Submersible Pump () Other/Specify ()
 Pump Type: Geo Pump 2
 Samples collected by same method as evacuation? (Y) (N) (specify)

Water Quality Meter Type(s) / Serial Numbers: YSI-556 MP3, Hach 2100P Turbidity meter

Time	Pump Rate (L/min.)	Total Gallons Removed	Water Level (ft TIC)	Temp. (Celsius) [3%]*	pH [0.1 units]*	Sp. Cond. (mS/cm) [3%]*	Turbidity (NTU) [10% or 1 NTU]*	DO (mg/l) [10% or 0.1 mg/l]*	ORP (mV) [10 mV]*
1005	200	-	10.31	-	-	-	4	-	-
1010	200	0.26	10.38	13.94	6.06	.793	2.66 ⁵	2.66	-44.0
1015	200	0.52	10.46	13.94	6.09	.796	6	1.65	-44.8
1020	200	0.78	10.54	13.95	6.11	.801	5	1.59	-42.9
1025	200	1.04	10.63	13.93	6.13	.805	5	1.60	-46.5
1030	200	1.30	10.74	13.99	6.13	.821	4	1.50	-49.3
1035	200	1.56	10.81	13.98	6.13	.826	4	1.39	-48.4
1040	200	1.82	10.91	13.96	6.16	.829	3	1.24	-54.5

* The stabilization criteria for each field parameter (three consecutive readings collected at 3- to 5-minute intervals) is listed in each column heading.

OBSERVATIONS/SAMPLING METHOD DEVIATIONS

SAMPLE DESTINATION

Laboratory: SGS / NEA
 Delivered Via: UPJ
 Airbill #: _____

Field Sampling Coordinator: [Signature]

GROUNDWATER SAMPLING LOG

Well No. 78-1

Site/GMA Name BHA 4/CC Pittsfield
Sampling Personnel SAB/KLC
Date 11/7/06
Weather 40°C Cloudy

WELL INFORMATION - See Page 1

Time	Pump Rate (L/min)	Total Gallons Removed	Water Level (ft TIC)	Temp. (Celsius) [3%]*	pH [0.1 units]*	Sp. Cond. (mS/cm) [3%]*	Turbidity (NTU) [10% or 1 NTU]*	DO (mg/l) [10% or 0.1 mg/l]*	ORP (mV) [10 mV]*
1045	200	2.08	13.96 ^{11.03}	13.96	6.16	.829	3	1.19	-54.1
1050	200	2.34	11.14	13.92	6.13	.832	3	1.17	-53.1
1055	200	2.60	11.22	13.92	6.14	.833	3	1.15	-52.8
1100	200	2.86	11.28	13.97	6.13	.833	2	1.17	-52.9

* The stabilization criteria for each field parameter (three consecutive readings collected at 3- to 5-minute intervals) is listed in each column heading.

OBSERVATIONS/SAMPLING METHOD DEVIATIONS _____

GROUNDWATER SAMPLING LOG

Well No. 78-6
 Key No. NA
 PID Background (ppm) 0
 Well Headspace (ppm) 0

Sta/GMA Name GMAY GE Pittsfield
 Sampling Personnel KIC/SAR
 Date 11/7/06
 Weather 50's (C) Cloudy

WELL INFORMATION

Reference Point Marked? Y N
 Height of Reference Point _____ Meas. From _____
 Well Diameter 4"
 Screen Interval Depth 3-18 Meas. From Ground
 Water Table Depth 7.01 Meas. From TIC
 Well Depth 17.45 Meas. From TIC
 Length of Water Column 10.44
 Volume of Water in Well 6.81 gallons
 Intake Depth of Pump/Tubing 12 Meas. From TIC

Sample Time 1505
 Sample ID 78-6
 Duplicate ID _____
 MS/MSD _____
 Split Sample ID _____

Required	Analytical Parameters	Collected
(X)	VOCs (Std. list)	(X)
(X)	VOCs (Exp. list)	()
(X)	SVOCs	(X)
(X) ^{poke}	PCBs (Total)	()
(X)	PCBs (Dissolved)	(X)
()	Metals/Inorganics (Total)	()
(X)	Metals/Inorganics (Dissolved)	(X)
()	EPA Cyanide (Dissolved)	()
(X)	PAC Cyanide (Dissolved)	(X)
(X)	PCDDs/PCDFs	(X)
()	Pesticides/Herbicides	()
()	Natural Attenuation	()
(X)	Other (Specify) <u>Sulfide</u>	(X)

Reference Point Identification:

TIC: Top of Inner (PVC) Casing
 TOC: Top of Outer (Protective) Casing
 Grade/BGS: Ground Surface

Redevelop? Y N

EVACUATION INFORMATION

Pump Start Time 1400
 Pump Stop Time 1600
 Minutes of Pumping 120
 Volume of Water Removed 6.3 gallons
 Did Well Go Dry? Y (N)

Evacuation Method: Bailer () Bladder Pump ()
Peristaltic Pump (X) Submersible Pump () Other/Specify ()
 Pump Type: Geo Pump 2
 Samples collected by same method as evacuation? (Y) N (specify)

Water Quality Meter Type(s) / Serial Numbers: YSI-556 MPS, Hach 2100 P Turbidimeter

Time	Pump Rate (L/min.)	Total Gallons Removed	Water Level (ft TIC)	Temp. (Celsius) [3%]*	pH [0.1 units]*	Sp. Cond. (mS/cm) [3%]*	Turbidity (NTU) [10% or 1 NTU]*	DO (mg/l) [10% or 0.1 mg/l]*	ORP (mV) [10 mV]*
14:05	200	0.26	-	-	-	-	47	-	-
14:10	200	0.52	-	-	-	-	48	-	-
14:15	200	0.78	7.44	-	-	-	40	-	-
14:20	200	1.04	7.58	14.28	6.57	2.626	37	1.57	-63.7
14:25	200	1.30	7.73	14.20	6.46	2.655	33	1.32	-61.8
14:30	200	1.56	7.75	14.14	6.44	2.656	33	1.21	-64.8
14:35	200	1.82	7.66	14.10	6.46	2.632	33	1.25	-63.9
14:40	200	2.08	7.66	14.11	6.42	2.623	30	1.13	-63.5

* The stabilization criteria for each field parameter (three consecutive readings collected at 3- to 5-minute intervals) is listed in each column heading.

OBSERVATIONS/SAMPLING METHOD DEVIATIONS

SAMPLE DESTINATION

Laboratory: SGS/NEA
 Delivered Via: UPS
 Airtel #: _____

Field Sampling Coordinator: [Signature]

GROUNDWATER SAMPLING LOG

Well No. 78-6

Site/GMA Name GMA 4 - GE Pittsfield
 Sampling Personnel KIC / SAB
 Date 11/7/06
 Weather 50's (C) Cloudy

WELL INFORMATION - See Page 1

Time	Pump Rate (L/min.)	Total Gallons Removed	Water Level (ft TIC)	Temp. (Celsius) [3%]*	pH (0.1 units)*	Sp. Cond. (mS/cm) [3%]*	Turbidity (NTU) [10% or 1 NTU]*	DO (mg/l) [10% or 0.1 mg/l]*	ORP (mV) [10 mV]*
1445	200	2.34	7.11	14.11	6.41	2.623	32	1.11	-63.4
1450	200	2.60	7.67	14.10	6.39	2.609	31	.93	-62.8
1455	200	2.86	7.66	14.10	6.40	2.587	31	.87	-63.9
1500	200	3.12	7.66	14.08	6.38	2.589	31	.86	-63.7

* The stabilization criteria for each field parameter (three consecutive readings collected at 3- to 5-minute intervals) is listed in each column heading.

OBSERVATIONS/SAMPLING METHOD DEVIATIONS _____

GROUNDWATER SAMPLING LOG

Well No. GMA4-6
 Key No. N/A
 PID Background (ppm) 0.0
 Well Headspace (ppm) 0.0

Site/GMA Name GMA4
 Sampling Personnel SWO/MM
 Date 11/7/06
 Weather Cool, Hazy

WELL INFORMATION

Reference Point Marked? (Y) N
 Height of Reference Point 0.50' Meas. From BGS
 Well Diameter 2"
 Screen Interval Depth 3-13' Meas. From BGS
 Water Table Depth 8.35' Meas. From TIC
 Well Depth 12.40' Meas. From TIC
 Length of Water Column 4.05'
 Volume of Water in Well _____
 Intake Depth of Pump/Tubing 10.38' Meas. From TIC

Sample Time 1435
 Sample ID GMA4-6
 Duplicate ID ---
 MS/MSD ---
 Split Sample ID HL-GW000056-0-6N07

Required	Analytical Parameters	Collected
(X)	VOCs (Std. list)	(X)
()	VOCs (Exp. list)	()
(X)	SVOCs	(X)
()	PCBs (Total)	()
(X)	PCBs (Dissolved)	(X)
()	Metals/Inorganics (Total)	()
(X)	Metals/Inorganics (Dissolved)	(X)
()	EPA Cyanide (Dissolved)	()
(X)	PAC Cyanide (Dissolved)	(X)
(X)	PCDDs/PCDFs	(X)
()	Pesticides/Herbicides	()
()	Natural Attenuation	()
(X)	Other (Specify) <u>sulfide</u>	(X)

Reference Point Identification:

TIC: Top of Inner (PVC) Casing
 TOC: Top of Outer (Protective) Casing
 Grade/BGS: Ground Surface

Redevelop? (Y) N

EVACUATION INFORMATION

Pump Start Time 1400
 Pump Stop Time 1423:15:20
 Minutes of Pumping 33:80
 Volume of Water Removed 4.25 gallons
 Did Well Go Dry? Y (N)

Evacuation Method: Bailer () Bladder Pump ()
 Peristaltic Pump (X) Submersible Pump () Other/Specify ()
 Pump Type: Geo Pump 2
 Samples collected by same method as evacuation? Y N (specify)

Water Quality Meter Type(s) / Serial Numbers: YSI-556 MP, Hach 2100P Turbidity meter

Time	Pump Rate (L/min.)	Total Gallons Removed	Water Level (ft TIC)	Temp. (Celsius) [3%]*	pH [0.1 units]*	Sp. Cond. (mS/cm) [3%]*	Turbidity (NTU) [10% or 1 NTU]*	DO (mg/l) [10% or 0.1 mg/l]*	ORP (mV) [10 mV]*
1407	200	0.37	8.52	13.42	7.15	1.219	7	5.20	140.4
1410		0.53	8.52	13.37	7.27	1.253	6	1.26	140.4
1413		0.69	8.52	13.37	7.36	1.265	4	0.91	124.8
1416		0.85	8.52	13.37	7.40	1.269	3	0.75	106.2
1419		1.01	8.52	13.36	7.33	1.272	2	0.55	76.7
1422		1.17	8.54	13.36	7.12	1.273	2	0.37	69.4
1425		1.33	8.54	13.35	7.01	1.274	2	0.31	60.6
1428		1.49	8.55	13.35	6.97	1.276	2	0.28	55.7

* The stabilization criteria for each field parameter (three consecutive readings collected at 3- to 5-minute intervals) is listed in each column heading.

OBSERVATIONS/SAMPLING METHOD DEVIATIONS

No apparent odor or color

SAMPLE DESTINATION

Laboratory: SGS/NEA
 Delivered Via: U.P.J
 Airbill #: ---

Field Sampling Coordinator: [Signature]

GROUNDWATER SAMPLING LOG

Well No. GMA4-6

Site/GMA Name GMA-4
 Sampling Personnel SWO/MM
 Date 11/7/06
 Weather Cool, Cloudy/Hazy

WELL INFORMATION - See Page 1

Time	Pump Rate (L/min.)	Total Gallons Removed	Water Level (ft TIC)	Temp. (Celsius) [3%]*	pH [0.1 units]*	Sp. Cond. (mS/cm) [3%]*	Turbidity (NTU) [10% or 1 NTU]*	DO (mg/l) [10% or 0.1 mg/l]*	ORP (mV) [10 mV]*
1431	250	1.65	8.55	13.34	6.94	1.277	1	0.26	52.6

* The stabilization criteria for each field parameter (three consecutive readings collected at 3- to 5-minute intervals) is listed in each column heading.

OBSERVATIONS/SAMPLING METHOD DEVIATIONS

GROUNDWATER SAMPLING LOG

Well No. H78B-15
 Key No. NA
 PID Background (ppm) 0
 Well Headspace (ppm) 0

Site/GSIA Name GMA4 / GE Pittsfield
 Sampling Personnel KIC / SAB
 Date 11/9/06
 Weather _____

WELL INFORMATION

Reference Point Marked? Y N
 Height of Reference Point _____ Meas. From _____
 Well Diameter 4" 0.75"
 Screen Interval Depth 6' 16" Meas. From Ground
 Water Table Depth 13.28' Meas. From TIC
 Well Depth 116.98' Meas. From TIC
 Length of Water Column 3-70'
 Volume of Water in Well 0.08 gallons
 Intake Depth of Pump/Tubing 15-1" Meas. From TIC

Sample Time 1545
 Sample ID H78B-15
 Duplicate ID _____
 MS/MSD _____
 Split Sample ID _____

Reference Point Identification:

TIC: Top of Inner (PVC) Casing
 TOC: Top of Outer (Protective) Casing
 Grade/BGS: Ground Surface

Redevelop? Y (N)

Required	Analytical Parameters:	Collected
(X)	VOCs (Std. list)	(X)
()	VOCs (Exp. list)	()
(X)	SVOCs	(X)
()	PCBs (Total)	()
(X)	PCBs (Dissolved)	(X)
()	Metals/Inorganics (Total)	()
(X)	Metals/Inorganics (Dissolved)	(X)
()	EPA Cyanide (Dissolved)	()
(X)	PAC Cyanide (Dissolved)	(X)
(X)	PCDDs/PCDFs	(X)
()	Pesticides/Herbicides	()
()	Natural Attenuation	()
(X)	Other (Specify) <u>Sulfide</u>	(X)

EVACUATION INFORMATION

Pump Start Time 3:15 15:15
 Pump Stop Time 4:35 16:35
 Minutes of Pumping 80
 Volume of Water Removed 4.25 gallons
 Did Well Go Dry? Y (N)

Evacuation Method: Bailer () Bladder Pump ()
Peristaltic Pump (X) Submersible Pump () Other/Specify ()
 Pump Type: Geo Pump 2
 Samples collected by same method as evacuation? (Y) N (specify)

Water Quality Meter Type(s) / Serial Numbers: YSI - 556 MPS, Hach 2100P Turbidity meter

Time	Pump Rate (L/min.)	Total Gallons Removed	Water Level (ft TIC)	Temp. (Celsius) (3%)*	pH (0.1 units)*	Sp. Cond. (mS/cm) (3%)*	Turbidity (NTU) (10% or 1 NTU)*	DO (mg/l) (10% or 0.1 mg/l)*	ORP (mV) (10 mV)*
1520	200	0.26	-	-	-	-	15	-	-
1525	200	0.52	-	13.36	6.41	.536	4	10.60	-24.3
1530	200	0.78	-	13.25	6.24	.535	2	7.34	-19.2
1535	200	1.04	-	13.22	6.20	.535	1	7.22	-17.2
1540	200	1.30	-	13.22	6.17	.536	1	7.21	-16.5

* The stabilization criteria for each field parameter (three consecutive readings collected at 3- to 5-minute intervals) is listed in each column heading.

OBSERVATIONS/SAMPLING METHOD DEVIATIONS

SAMPLE DESTINATION

Laboratory: SGS / NEA
 Delivered Via: UPS
 Airbill #: _____

Field Sampling Coordinator: [Signature]

GROUNDWATER SAMPLING LOG

Well No. OPCA-MW-1R
 Key No. N/A
 PID Background (ppm) 0.0
 Well Headspace (ppm) 0.0

Site/GMA Name GE/GMA 4
 Sampling Personnel SWD/PF
 Date 11/8/2006
 Weather Cool, Rain

WELL INFORMATION

Reference Point Marked? Y N
 Height of Reference Point 0.5 Meas. From Grade
 Well Diameter 2"
 Screen Interval Depth 10-25' Meas. From BGS
 Water Table Depth 4.17' Meas. From TIC
 Well Depth 24.40' Meas. From TIC
 Length of Water Column 20-23
 Volume of Water in Well 3-30 gallons
 Intake Depth of Pump/Tubing 17.0" Meas. From TIC

Sample Time 1100
 Sample ID OPCA-MW-1R
 Duplicate ID -
 MS/MSD -
 Split Sample ID -

Reference Point Identification:
 TIC: Top of Inner (PVC) Casing
 TOC: Top of Outer (Protective) Casing
 Grade/BGS: Ground Surface

Redevelop? Y N

Required	Analytical Parameters:	Collected
<input checked="" type="checkbox"/>	VOCs (Standard List)	<input checked="" type="checkbox"/>
<input type="checkbox"/>	VOCs (Expanded List)	<input type="checkbox"/>
<input checked="" type="checkbox"/>	SVOCs	<input checked="" type="checkbox"/>
<input type="checkbox"/>	PCBs (Unfiltered)	<input type="checkbox"/>
<input checked="" type="checkbox"/>	PCBs (Filtered)	<input checked="" type="checkbox"/>
<input type="checkbox"/>	Metals/Inorganics (Unfiltered)	<input type="checkbox"/>
<input checked="" type="checkbox"/>	Metals/Inorganics (Filtered)	<input checked="" type="checkbox"/>
<input type="checkbox"/>	Total Cyanide (Unfiltered)	<input type="checkbox"/>
<input type="checkbox"/>	Total Cyanide (Filtered)	<input type="checkbox"/>
<input checked="" type="checkbox"/>	PAC Cyanide (Filtered)	<input checked="" type="checkbox"/>
<input checked="" type="checkbox"/>	PCDDs/PCDFs	<input checked="" type="checkbox"/>
<input type="checkbox"/>	Pesticides/Herbicides	<input type="checkbox"/>
<input type="checkbox"/>	Natural Attenuation	<input type="checkbox"/>
<input checked="" type="checkbox"/>	Other (Specify) <u>Sulfide</u>	<input checked="" type="checkbox"/>

EVACUATION INFORMATION

Pump Start Time 1000
 Pump Stop Time 1050/11:40
 Minutes of Pumping 50/100
 Volume of Water Removed 5.25 gallons
 Did Well Go Dry? Y N

Evacuation Method: Bailer () Bladder Pump ()
 Peristaltic Pump Submersible Pump () Other/Specify ()
 Pump Type: Geo Pump 2
 Samples collected by same method as evacuation? Y N (specify)

Water Quality Meter Type(s) / Serial Numbers: YSI-556MPS, Hach 2100 P Turbidimeter

Time	Pump Rate (L/min.)	Total Gallons Removed	Water Level (ft TIC)	Temp. (Celsius) [3%]*	pH [0.1 units]*	Sp. Cond. (mS/cm) [3%]*	Turbidity (NTU) [10% or 1 NTU]*	DO (mg/l) [10% or 0.1 mg/l]*	ORP (mV) [10 mV]*
1005	200	0.26	5.24	15.43	7.31	3.177	10.26	10.26	155.4
1010	200	0.52	5.52	15.36	7.22	3.188	6	9.50	148.1
1015	200	0.78	5.66	15.36	7.19	3.169	6	9.30	144.6
1020	200	1.04	5.77	15.38	7.15	3.092	6	8.98	140.3
1025	200	1.30	5.87	15.34	7.13	3.000	5	8.83	137.0
1030	200	1.56	5.98	15.25	7.13	2.830	5	8.36	134.5
1035	200	1.82	6.03	15.25	7.12	2.753	4	8.46	133.2
1040	200	2.08	6.11	15.28	7.11	2.665	4	7.93	131.1

* The stabilization criteria for each field parameter (three consecutive readings collected at 3- to 5-minute intervals) is listed in each column heading.

OBSERVATIONS/SAMPLING METHOD DEVIATIONS No apparent odor/color

SAMPLE DESTINATION

Laboratory: SGS/NEA
 Delivered Via: UPS
 Airbill #: -

Field Sampling Coordinator: [Signature]

GROUNDWATER SAMPLING LOG

Well No. OPCA-MW-2
 Key No. FX 37
 PID Background (ppm) 0.0
 Well Headspace (ppm) 0.0

Site/GMA Name GE/GMA4
 Sampling Personnel SWO/MM
 Date 11/9/06
 Weather COOL, PARTLY SUNNY

WELL INFORMATION

Reference Point Marked? N
 Height of Reference Point 1.8' Meas. From BGS
 Well Diameter 2"
 Screen Interval Depth 13-23' Meas. From BGS
 Water Table Depth 17.69' Meas. From TIC
 Well Depth 25.10' Meas. From TIC
 Length of Water Column 7.41'
 Volume of Water in Well 1.21 gallons
 Intake Depth of Pump/Tubing 21.40' Meas. From TIC

Sample Time 1605
 Sample ID OPCA-MW-2
 Duplicate ID -
 MS/MSD -
 Split Sample ID -

Reference Point Identification:

TIC: Top of Inner (PVC) Casing
 TOC: Top of Outer (Protective) Casing
 Grade/BGS: Ground Surface

Redevelop? Y N

Required	Analytical Parameters:	Collected
<input checked="" type="checkbox"/>	VOCs (Standard List)	<input checked="" type="checkbox"/>
<input type="checkbox"/>	VOCs (Expanded List)	<input type="checkbox"/>
<input checked="" type="checkbox"/>	SVOCs	<input checked="" type="checkbox"/>
<input type="checkbox"/>	PCBs (Unfiltered)	<input type="checkbox"/>
<input checked="" type="checkbox"/>	PCBs (Filtered)	<input checked="" type="checkbox"/>
<input type="checkbox"/>	Metals/Inorganics (Unfiltered)	<input type="checkbox"/>
<input checked="" type="checkbox"/>	Metals/Inorganics (Filtered)	<input checked="" type="checkbox"/>
<input type="checkbox"/>	Total Cyanide (Unfiltered)	<input type="checkbox"/>
<input type="checkbox"/>	Total Cyanide (Filtered)	<input type="checkbox"/>
<input checked="" type="checkbox"/>	PAC Cyanide (Filtered)	<input checked="" type="checkbox"/>
<input checked="" type="checkbox"/>	PCDDs/PCDFs	<input checked="" type="checkbox"/>
<input type="checkbox"/>	Pesticides/Herbicides	<input type="checkbox"/>
<input type="checkbox"/>	Natural Attenuation	<input type="checkbox"/>
<input checked="" type="checkbox"/>	Other (Specify) <u>Sulfide</u>	<input checked="" type="checkbox"/>

EVACUATION INFORMATION

Pump Start Time 1505
 Pump Stop Time 1645
 Minutes of Pumping 100
 Volume of Water Removed 5-2.5 gallons
 Did Well Go Dry? Y N

Evacuation Method: Bailer () Bladder Pump
 Peristaltic Pump () Submersible Pump () Other/Specify ()
 Pump Type: Bladder Marsechale-System One
 Samples collected by same method as evacuation? N (specify)

Water Quality Meter Type(s) / Serial Numbers: YSI-556 MPJ, Hach 2100P Turbiditymeter

Time	Pump Rate (L/min.)	Total Gallons Removed	Water Level (ft TIC)	Temp. (Celsius) [3%]*	pH [0.1 units]*	Sp. Cond. (mS/cm) [3%]*	Turbidity (NTU) [10% or 1 NTU]*	DO (mg/l) [10% or 0.1 mg/l]*	ORP (mV) [10 mV]*
1520	200	0.79	18.00	12.58	8.56	1.266	33	6.33	151.7
1525	200	1.04	18.00	12.42	8.69	1.259	42	6.63	139.0
1530	200	1.30	18.03	12.27	8.77	1.231	27	6.83	130.2
1535	200	1.56	18.03	12.41	8.78	1.205	14	6.90	123.6
1540	200	1.82	18.11	12.34	8.79	1.190	6	6.98	118.4
1545	200	2.08	18.11	12.41	8.80	1.188	4	6.95	117.1
1550	200	2.34	18.11	12.30	8.88	1.186	2	7.00	114.9
1555	200	2.60	18.11	12.29	8.81	1.190	2	6.98	113.3

* The stabilization criteria for each field parameter (three consecutive readings collected at 3- to 5-minute intervals) is listed in each column heading.

OBSERVATIONS/SAMPLING METHOD DEVIATIONS

SAMPLE DESTINATION

Laboratory: SGS/NER
 Delivered Via: UPS
 Airbill #: -

Field Sampling Coordinator: [Signature]

GROUNDWATER SAMPLING LOG

Well No. OPCA-MW-2

Site/GMA Name GE/GMA4
 Sampling Personnel MM/SW
 Date 11/9/06
 Weather COOL, PARTLY SUNNY

WELL INFORMATION - See Page 1

Time	Pump Rate (l/min.)	Total Gallons Removed	Water Level (ft TIC)	Temp. (Celsius) [3%]*	pH (0.1 units)*	Sp. Cond. (mS/cm) [3%]*	Turbidity (NTU) [10% or 1 NTU]*	DO (mg/l) [10% or 0.1 mg/l]*	ORP (mV) [10 mV]*
1600	200	2.86	18.13	12.27	8.83	1.90	1	7.02	112.4

* The stabilization criteria for each field parameter (three consecutive readings collected at 3- to 5-minute intervals) is listed in each column heading.

OBSERVATIONS/SAMPLING METHOD DEVIATIONS

GROUNDWATER SAMPLING LOG

Well No. OPCA-MW3
 Key No. NA
 PID Background (ppm) 0
 Well Headspace (ppm) 0

Site/GMA Name GMA4 / GE PITTSFIELD
 Sampling Personnel KIC, SAB
 Date 11/10/02
 Weather 50% part. Cloudy

WELL INFORMATION

Reference Point Marked? Y N
 Height of Reference Point _____ Meas. From _____
 Well Diameter 2"
 Screen Interval Depth 18-28 Meas. From Ground
 Water Table Depth 19.73 Meas. From TIC
 Well Depth 27.41 Meas. From TIC
 Length of Water Column 7.68
 Volume of Water in Well 1.25 gal
 Intake Depth of Pump/Tubing 22' Meas. From TIC

Sample Time 1030
 Sample ID OPCA-MW3
 Duplicate ID _____
 MS/MSD OPCA-MW3 MS/MSD
 Split Sample ID _____

Required	Analytical Parameters	Collected
(X)	VOCs (Std. list)	(X)
()	VOCs (Exp. list)	()
(X)	SVOCs	(X)
()	PCBs (Total)	()
(X)	PCBs (Dissolved)	()
()	Metals/Inorganics (Total)	()
(X)	Metals/Inorganics (Dissolved)	(X)
()	EPA Cyanide (Dissolved)	()
(X)	PAC Cyanide (Dissolved)	(X)
(X)	PCDDs/PCDFs	(X)
()	Pesticides/Herbicides	()
()	Natural Attenuation	()
(X)	Other (Specify) <u>Sulfide</u>	(X)

Reference Point Identification:

TIC: Top of Inner (PVC) Casing
 TOC: Top of Outer (Protective) Casing
 Grade/BGS: Ground Surface

Redevelop? Y (N)

EVACUATION INFORMATION

Pump Start Time 925
 Pump Stop Time 1200/12:30
 Minutes of Pumping 185
 Volume of Water Removed 9.75 gallons
 Did Well Go Dry? Y (N)

Evacuation Method: Bailor () Bladder Pump (X)
 Peristaltic Pump () Submersible Pump () Other/Specify ()
 Pump Type: Mars Chalk-System One
 Samples collected by same method as evacuation? (Y) N (specify)

Water Quality Meter Type(s)/ Serial Numbers: YSI-556 MP, Hach 2100P Turbidimeter

Time	Pump Rate (L/min.)	Total Gallons Removed	Water Level (ft TIC)	Temp. (Celsius) [3%]*	pH [0.1 units]*	Sp. Cond. (mS/cm) [3%]*	Turbidity (NTU) [10% or 1 NTU]*	DO (mg/l) [10% or 0.1 mg/l]*	ORP (mV) [10 mV]*
925	200	—	19.73	—	—	—	45	—	—
930	200	0.26	19.89	—	—	—	117	—	—
935	200	0.52	20.10	—	—	—	53	—	—
940	200	0.78	20.21	—	—	—	29	—	—
945	200	1.04	20.64	13.39	6.26	728	15	4.38	-45.6
950	200	1.30	20.	13.94	6.26	726	12	4.25	-45.5
955	200	1.56	20.78	13.7	6.26	761	37	3.70	-46.3
1000	200	1.82	20.89	13.50	6.22	762	39	3.67	-45.5

* The stabilization criteria for each field parameter (three consecutive readings collected at 3- to 5-minute intervals) is listed in each column heading.

OBSERVATIONS/SAMPLING METHOD DEVIATIONS

SAMPLE DESTINATION

Laboratory: SGS/NEA
 Delivered Via: UPS
 Airbill #: _____

Field Sampling Coordinator: [Signature]

GROUNDWATER SAMPLING LOG

1/19/06
27/11

Well No. OPCA-M103

Site/GMA Name GMA 4 / GEPittsfield
Sampling Personnel KIC, SAR
Date 11/10/06
Weather SD'S Part Cloudy

WELL INFORMATION - See Page 1

Time	Pump Rate (L/min.)	Total Gallons Removed	Water Level (ft TIC)	Temp. (Celsius) [3%]*	pH [0.1 units]*	Sp. Cond. (mS/cm) [3%]*	Turbidity (NTU) [10% or 1 NTU]*	DO (mg/l) [10% or 0.1 mg/l]*	ORP (mV) [10 mV]*
1005	260	2.08	20.95	13.49	6.21	.760	20	3.62	-45.4
1010	260	2.34	20.98	13.50	6.21	.759	15	3.59	-45.2
1015	260	2.60	21.05	13.49	6.21	.755	7	3.69	-44.3
1020	260	2.86	21.10	13.43	6.20	.753	7	3.71	-43.8
1025	260	3.12	21.00	13.43	6.20	.752	6	3.91	-43.5

* The stabilization criteria for each field parameter (three consecutive readings collected at 3- to 5-minute intervals) is listed in each column heading.

OBSERVATIONS/SAMPLING METHOD DEVIATIONS

GROUNDWATER SAMPLING LOG

Well No. OPCA-MW-4
 Key No. N/A
 PID Background (ppm) 0.0
 Well Headspace (ppm) 0.0

Site/GMA Name GE/GMA 4
 Sampling Personnel SWO/MM
 Date 11/9/06
 Weather cool, cloudy

WELL INFORMATION

Reference Point Marked? Y N
 Height of Reference Point 0.6' Meas. From BGS
 Well Diameter 2"
 Screen Interval Depth 12-22' Meas. From BGS
 Water Table Depth 12.78 Meas. From TIC
 Well Depth 21.28 Meas. From TIC
 Length of Water Column 9.0'
 Volume of Water in Well 1.47 gallons
 Intake Depth of Pump/Tubing 16.4' Meas. From TIC

Sample Time 0825
 Sample ID OPCA-MW-4
 Duplicate ID GMA-4-BLIND DUP
 MS/MSD -
 Split Sample ID -

Reference Point Identification:

TIC: Top of Inner (PVC) Casing
 TOC: Top of Outer (Protective) Casing
 Grade/BGS: Ground Surface

Redevelop? Y (N)

Required	Analytical Parameters:	Collected
(X)	VOCs (Standard List)	(X)
()	VOCs (Expanded List)	()
(X)	SVOCs	(X)
()	PCBs (Unfiltered)	()
(X)	PCBs (Filtered)	(X)
()	Metals/Inorganics (Unfiltered)	()
(X)	Metals/Inorganics (Filtered)	(X)
()	Total Cyanide (Unfiltered)	()
()	Total Cyanide (Filtered)	()
(X)	PAC Cyanide (Filtered)	(X)
(X)	PCDDs/PCDFs	(X)
()	Pesticides/Herbicides	()
()	Natural Attenuation	()
(X)	Other (Specify) <u>Sulfide</u>	(X)

EVACUATION INFORMATION

Pump Start Time 0730
 Pump Stop Time 0821:45
 Minutes of Pumping 135
 Volume of Water Removed 7.1 gallons
 Did Well Go Dry? Y (N)

Evacuation Method: Bailer () Bladder Pump ()
Peristaltic Pump (X) Submersible Pump () Other/Specify ()
 Pump Type: Geo Pump 2
 Samples collected by same method as evacuation? (Y) N (specify)

Water Quality Meter Type(s) / Serial Numbers: YSI-556 MPF, Hach 2100P Turbidity meter

Time	Pump Rate (L/min.)	Total Gallons Removed	Water Level (ft TIC)	Temp. (Celsius) [3%]*	pH [0.1 units]*	Sp. Cond. (mS/cm) [3%]*	Turbidity (NTU) [10% or 1 NTU]*	DO (mg/l) [10% or 0.1 mg/l]*	ORP (mV) [10 mV]*
0740	200	0.52	12.95	13.01	7.22	0.617	20	4.50 74.50	190.0
0745	200	0.78	13.09	12.98	7.25	0.794	13	3.35	187.2
0750	200	1.04	13.27	12.98	7.27	0.919	8	2.45	181.3
0755	200	1.30	13.50	12.98	7.27	1.014	7	1.94	176.4
0800	200	1.56	13.78	12.99	7.22	1.065	5	1.67	171.7
0805	200	1.82	14.24	13.00	7.13	1.112	4	1.48	160.6
0810	200	2.08	14.37	13.03	7.16	1.114	4	1.47	152.1
0815	200	2.34	14.59	13.06	7.16	1.119	3	1.44	144.5

* The stabilization criteria for each field parameter (three consecutive readings collected at 3- to 5-minute intervals) is listed in each column heading.

OBSERVATIONS/SAMPLING METHOD DEVIATIONS

No noticeable color/odor

SAMPLE DESTINATION

Laboratory: SGS/NEA
 Delivered Via: UPS
 Airbill #: -

Field Sampling Coordinator: [Signature]

GROUNDWATER SAMPLING LOG

Well No. OPCA-MW-4

Site/GMA Name 6000 GE/GMA4
Sampling Personnel SW9/MM
Date 11/7/2006
Weather Cool, Cloudy

WELL INFORMATION - See Page 1

Time	Pump Rate (L/min.)	Total Gallons Removed	Water Level (ft TIC)	Temp. (Celsius) [3%]*	pH (0.1 units)*	Sp. Cond. (mS/cm) [3%]*	Turbidity (NTU) [10% or 1 NTU]*	DO (mg/l) [10% or 0.1 mg/l]*	ORP (mV) [10 mV]*
0820	200	2.60	14.78	13.08	7.18	421	3	1.40	143.6

* The stabilization criteria for each field parameter (three consecutive readings collected at 3- to 5-minute intervals) is listed in each column heading.

OBSERVATIONS/SAMPLING METHOD DEVIATIONS

GROUNDWATER SAMPLING LOG

Well No. OPCA-MW-SR
 Key No. N/A
 PID Background (ppm) 0.0
 Well Headspace (ppm) 0.0

Site/GMA Name GE/GMA 4
 Sampling Personnel SWO/MM
 Date 11/9/06
 Weather Cloud, Partly Cloudy

WELL INFORMATION

Reference Point Marked? Y N
 Height of Reference Point 0.25' Meas. From BGS
 Well Diameter 2"
 Screen Interval Depth 11.25-21.25' Meas. From BGS
 Water Table Depth 10.88' Meas. From TIC
 Well Depth 21.41' Meas. From TIC
 Length of Water Column 10.53
 Volume of Water in Well 1.72 gallons
 Intake Depth of Pump/Tubing 16.0" Meas. From TIC

Sample Time 1210
 Sample ID OPCA-MW-SR
 Duplicate ID -
 MS/MSD -
 Split Sample ID -

Reference Point Identification:

TIC: Top of Inner (PVC) Casing
 TOC: Top of Outer (Protective) Casing
 Grade/BGS: Ground Surface

Redevelop? Y N

Required	Analytical Parameters:	Collected
(X)	VOCs (Standard List)	(X)
()	VOCs (Expanded List)	()
(X)	SVOCs	(X)
()	PCBs (Unfiltered)	()
(X)	PCBs (Filtered)	(X)
()	Metals/Inorganics (Unfiltered)	()
(X)	Metals/Inorganics (Filtered)	(X)
()	Total Cyanide (Unfiltered)	()
()	Total Cyanide (Filtered)	()
(X)	PAC Cyanide (Filtered)	(X)
(X)	PCDDs/PCDFs	(X)
()	Pesticides/Herbicides	()
()	Natural Attenuation	()
(X)	Other (Specify) <u>Sulfide</u>	(X)

EVACUATION INFORMATION

Pump Start Time 1115
 Pump Stop Time 1207:12:50
 Minutes of Pumping 52:95
 Volume of Water Removed 5.0 gallons
 Did Well Go Dry? Y N

Evacuation Method: Bailer () Bladder Pump ()
 Peristaltic Pump X Submersible Pump () Other/Specify ()
 Pump Type: Geo Pump 2
 Samples collected by same method as evacuation? Y N (specify)

Water Quality Meter Type(s) / Serial Numbers: YSI-556 MPS, Hach 2100 P Turbidimeter

Time	Pump Rate (L/min.)	Total Gallons Removed	Water Level (ft TIC)	Temp. (Celsius) [3%]*	pH [0.1 units]*	Sp. Cond. (mS/cm) [3%]*	Turbidity (NTU) [10% or 1 NTU]*	DO (mg/l) [10% or 0.1 mg/l]*	ORP (mV) [10 mV]*
1130	200	0.79	11.74	13.86	6.45	1.143	31	2.56	177.4
1135	200	1.04	12.00	13.80	6.61	1.185	20	0.85	168.9
1140	200	1.30	12.24	13.78	6.62	1.247	17	0.59	159.4
1145	200	1.56	12.45	13.77	6.62	1.264	14	0.49	153.6
1150	200	1.82	12.70	13.78	6.62	1.304	10	0.53	149.7
1155	200	2.08	12.97	13.77	6.62	1.316	11	0.39	145.6
1200	200	2.34	13.17	13.77	6.62	1.310	11	0.39	142.6
1205	200	2.60	13.40	13.78	6.63	1.302	11	0.38	141.7

* The stabilization criteria for each field parameter (three consecutive readings collected at 3- to 5-minute intervals) is listed in each column heading.

OBSERVATIONS/SAMPLING METHOD DEVIATIONS

No apparent color/odor

SAMPLE DESTINATION

Laboratory: SGS/NEA
 Delivered Via: UPS
 Airbill #: -

Field Sampling Coordinator: [Signature]

GROUNDWATER SAMPLING LOG

Well No. OPCA - WWU
 Key No. NA
 PID Background (ppm) 0
 Well Headspace (ppm) 0

Site/GMA Name GM4 - GE Pittsfield
 Sampling Personnel K.C. PF
 Date 11/9/06
 Weather 50's Partly Cloudy

WELL INFORMATION

Reference Point Marked? Y N
 Height of Reference Point _____ Meas. From _____
 Well Diameter 2 1/4
 Screen Interval Depth 15-25 Meas. From Ground
 Water Table Depth 18.82 Meas. From TIC
 Well Depth 23.90 Meas. From TIC
 Length of Water Column 5.08'
 Volume of Water in Well 0.83 gallon
 Intake Depth of Pump/Tubing 20 Meas. From TIC

Sample Time 11:25
 Sample ID OPCA - WWU
 Duplicate ID _____
 MSMSD ~~OPCA - WWU~~
 Split Sample ID _____

Required	Analytical Parameters:	Collected
(X)	VOCs (Std. list)	(X)
(X)	VOCs (Exp. list)	()
()	SVOCs	()
()	PCBs (Total)	()
(X)	PCBs (Dissolved)	(X)
()	Metals/Inorganics (Total)	()
(X)	Metals/Inorganics (Dissolved)	(X)
()	EPA Cyanide (Dissolved)	()
(X)	PAC Cyanide (Dissolved)	(X)
()	PCDDs/PCDFs	()
()	Pesticides/Herbicides	()
()	Natural Attenuation	()
(X)	Other (Specify) <u>Sulfide</u>	(X)

Reference Point Identification:

TIC: Top of Inner (PVC) Casing
 TOC: Top of Outer (Protective) Casing
 Grade/BGS: Ground Surface

Redevelop? Y (N)

EVACUATION INFORMATION

Pump Start Time 10:30
 Pump Stop Time 12:45
 Minutes of Pumping 75
 Volume of Water Removed 5 gallons
 Did Well Go Dry? Y (N)

Evacuation Method: Bailer () Bladder Pump (X)
 Peristaltic Pump () Submersible Pump () Other/Specify ()
 Pump Type: Marschalk - system One
 Samples collected by same method as evacuation? (V) N (specify)

Water Quality Meter Type(s) / Serial Numbers: YSI-556MPS, Hach 2102P Turbidimeter

Time	Pump Rate (L/min)	Total Gallons Removed	Water Level (ft TIC)	Temp. (Celsius) (3%)*	pH (0.1 units)*	Sp. Cond. (mS/cm) (3%)*	Turbidity (NTU) (10% or 1 NTU)*	DO (mg/l) (10% or 0.1 mg/l)*	ORP (mV) (10 mV)*
1035	160	0.21	19.02				30		
1040	200	0.47	19.14	12.14	6.52	2.884	18	6.15	-8.3
1045	200	0.73	19.21	11.72	6.40	2.933	6	3.40	-16.5
1050	200	0.99	19.25	11.73	6.40	2.929	4	2.64	-12.3
1055	200	1.25	19.27	11.68	6.42	2.959	4	2.61	-15.9
1100	200	1.51	19.30	11.66	6.48	2.957	2	2.52	-15.6
1105	200	1.77	19.26	11.62	6.48	2.995	5	2.41	-16.3
1110	200	2.03	19.28	11.61	6.46	3.004	2	2.36	-16.3

*The stabilization criteria for each field parameter (three consecutive readings collected at 3- to 5-minute intervals) is listed in each column heading.

OBSERVATIONS/SAMPLING METHOD DEVIATIONS

None

SAMPLE DESTINATION

Laboratory: SGS/NEA
 Delivered Via: UPS
 Airbill #: _____

Field Sampling Coordinator: [Signature]



GROUNDWATER SAMPLING LOG

Well No. OPCA MW-6

Site/GMA Name 66 Pittsfield
 Sampling Personnel KIC, PP
 Date 11/9/06
 Weather _____

WELL INFORMATION - See Page 1

Time	Pump Rate (L/min.)	Total Gallons Removed	Water Level (ft TIC)	Temp. (Celsius) [3%]*	pH (0.1 units)*	Sp. Cond. (mS/cm) [3%]*	Turbidity (NTU) (10% or 1 NTU)*	DO (mg/l) (10% or 0.1 mg/l)*	ORP (mV) (10 mV)*
1115	200	2.29	19.28	11.55	6.47	3.043	2	2.38	-16.7
1120	200	2.55	19.29	11.53	6.43	3.050	1	2.43	-16.9

* The stabilization criteria for each field parameter (three consecutive readings collected at 3- to 5-minute intervals) is listed in each column heading.

OBSERVATIONS/SAMPLING METHOD DEVIATIONS _____

GROUNDWATER SAMPLING LOG

Well No. OPCA MW-7
 Key No. NA
 PID Background (ppm) 0
 Well Headspace (ppm) 0

Site/GMA Name GE RR Field GMA 4
 Sampling Personnel SAB/KIC
 Date 11/2/06
 Weather 50° Rainy

WELL INFORMATION

Reference Point Marked? Y N
 Height of Reference Point _____ Meas. From _____
 Well Diameter 2"
 Screen Interval Depth 14'-24' Meas. From Ground
 Water Table Depth 19.97 Meas. From TIC
 Well Depth 23.68 Meas. From TIC
 Length of Water Column 3.71'
 Volume of Water in Well 0.61 gallon
 Intake Depth of Pump/Tubing 21.5 Meas. From TIC

Sample Time 1445
 Sample ID OPCA MW-7
 Duplicate ID _____
 MS/MSD _____
 Split Sample ID _____

Required	Analytical Parameters:	Collected
(X)	VOCs (Std. list)	(X)
()	VOCs (Exp. list)	()
(X)	SVOCs	(X)
()	PCBs (Total)	()
(X)	PCBs (Dissolved)	()
()	Metals/Inorganics (Total)	()
(X)	Metals/Inorganics (Dissolved)	(X)
()	EPA Cyanide (Dissolved)	()
(X)	PAC Cyanide (Dissolved)	(X)
(X)	PCDDs/PCDFs	(X)
()	Pesticides/Herbicides	()
()	Natural Attenuation	()
(X)	Other (Specify) <u>Sulfide</u>	(X)

Reference Point Identification:

TIC: Top of Inner (PVC) Casing
 TOC: Top of Outer (Protective) Casing
 Grade/BGS: Ground Surface

Redevelop? Y (N)

EVACUATION INFORMATION

Pump Start Time 9:50
 Pump Stop Time 15:25
 Minutes of Pumping 95
 Volume of Water Removed 5.0 gallons
 Did Well Go Dry? Y (N)

Evacuation Method: Bailor () Bladder/Pump ()
 Peristaltic Pump (X) Submersible Pump () Other/Specify ()
 Pump Type: Geo Pump 2
 Samples collected by same method as evacuation? (N) (specify)

Water Quality Meter Type(s) / Serial Numbers: YSI-556 MP, Hach 2100P Turbidity meter

Time	Pump Rate (L/min.)	Total Gallons Removed	Water Level (ft TIC)	Temp. (Celsius) [3%]*	pH [0.1 units]*	Sp. Cond. (mS/cm) [3%]*	Turbidity (NTU) [10% or 1 NTU]*	DO (mg/l) [10% or 0.1 mg/l]*	ORP (mV) [10 mV]*
13:55	200	0.26	19.31	-	-	-	12	-	-
1400	200	0.52	19.55	13.37	6.40	1.101	8	5.79	-24.7
1405	200	0.78	19.61	13.33	6.36	1.113	6	5.09	-22.4
1410	200	1.04	19.93	13.31	6.34	1.123	3	4.79	-21.3
1415	200	1.30	19.95	13.28	6.32	1.131	2	4.45	-21.2
1420	200	1.56	19.99	13.25	6.32	1.139	1	4.02	-21.1
1425	200	1.82	20.71	13.24	6.30	1.141	2	3.62	-20.9
1430	200	2.08	20.60	13.19	6.27	1.152	1	3.49	-20.8

* The stabilization criteria for each field parameter (three consecutive readings collected at 3- to 5-minute intervals) is listed in each column heading.

OBSERVATIONS/SAMPLING METHOD DEVIATIONS

* extended tubing length to near bottom after water level went below 19.5'
 * well purged dry at 1545

SAMPLE DESTINATION

Laboratory: SGS/NEA
 Delivered Via: UPS
 Airtel #: _____

Field Sampling Coordinator: [Signature]

GROUNDWATER SAMPLING LOG

Well No. OPC MW-7

Site/GMA Name GE Pittsfield GMA4
 Sampling Personnel SAB KIC
 Date 11/3/06
 Weather 50° E Rainy

WELL INFORMATION - See Page 1

Time	Pump Rate (L/min.)	Total Gallons Removed	Water Level (ft TIC)	Temp. (Celsius) [3%]*	pH [0.1 units]*	Sp. Cond. (mS/cm) [3%]*	Turbidity (NTU) [10% or 1 NTU]*	DO (mg/l) [10% or 0.1 mg/l]*	ORP (mV) [10 mV]*
1435	200	2.34	21.13	13.17	6.27	1.158	1	3.30	-20.6
1440	200	2.60		13.11	6.25	1.166	1	3.26	-20.3

* The stabilization criteria for each field parameter (three consecutive readings collected at 3- to 5-minute intervals) is listed in each column heading.
 OBSERVATIONS/SAMPLING METHOD DEVIATIONS

GROUNDWATER SAMPLING LOG

Well No. OPCA-MW 8
 Key No. NA
 PID Background (ppm) 0
 Well Headspace (ppm) 0

Site/GMA Name GE Pittsfield
 Sampling Personnel KIC/SAB
 Date 11/8/06
 Weather 50°C, light rain

WELL INFORMATION

Reference Point Marked? Y N
 Height of Reference Point _____ Meas. From _____
 Well Diameter 2"
 Screen Interval Depth 13.5-23.5 Meas. From Ground
 11.33 Water Table Depth 11.02 Meas. From TIC
 Well Depth 21.8 Meas. From TIC
 Length of Water Column 10.47'
 Volume of Water in Well 1.7 gallons
 Intake Depth of Pump/Tubing 19 Meas. From TIC

Sample Time 1105
 Sample ID OPCA-MWP
 Duplicate ID -
 MS/MSD -
 Split Sample ID -

Reference Point Identification:

TIC: Top of Inner (PVC) Casing
 TOC: Top of Outer (Protective) Casing
 Grade/BGS: Ground Surface

Redevelop? Y (N)

Required	Analytical Parameters:	Collected
(X)	VOCs (Std. list)	(X)
()	VOCs (Exp. list)	()
(X)	SVOCs	(X)
()	PCBs (Total)	()
(X)	PCBs (Dissolved)	(X)
()	Metals/Inorganics (Total)	()
(X)	Metals/Inorganics (Dissolved)	(X)
()	EPA Cyanide (Dissolved)	()
(X)	PAC Cyanide (Dissolved)	(X)
(X)	PCDDs/PCDFs	(X)
()	Pesticides/Herbicides	()
()	Natural Attenuation	()
(X)	Other (Specify) <u>Sulfide</u>	(X)

EVACUATION INFORMATION

Pump Start Time 1000
 Pump Stop Time 1145
 Minutes of Pumping 105
 Volume of Water Removed 5.5 gallons
 Did Well Go Dry? Y (N)

Evacuation Method: Bailer () Bladder Pump (X)
 Peristaltic Pump () Submersible Pump () Other/Specify ()
 Pump Type: Marschall-system One
 Samples collected by same method as evacuation? (Y) N (specify)

Water Quality Meter Type(s) / Serial Numbers: YSI-556MPS, Hach 2100P Turbidity meter

Time	Pump Rate (L/min.)	Total Gallons Removed	Water Level (ft TIC)	Temp. (Celsius) [3%]*	pH (0.1 units)*	Sp. Cond. (mS/cm) [3%]*	Turbidity (NTU) [10% or 1 NTU]*	DO (mg/l) [10% or 0.1 mg/l]*	ORP (mV) [10 mV]*
10:05	200	0.26	-	-	-	-	31	-	-
1015	200	0.52	12.55	14.32	6.73	1.032	38	6.08	-24.5
1020	200	0.78	13.72	14.53	6.80	.997	39	6.80	-30.7
1025	200	1.04	13.71	14.52	6.84	.936	27	4.64	-30.7
1030	200	1.30	13.69	14.54	6.83	.888	15	5.05	-30.2
1035	200	1.56	13.66	14.52	6.84	.941	9	5.30	-29.5
1040	200	1.82	13.66	14.51	6.85	1.016	5	5.62	-29.0
1045	200	2.08	13.66	14.51	6.87	1.063	3	5.71	-28.4

* The stabilization criteria for each field parameter (three consecutive readings collected at 3- to 5-minute intervals) is listed in each column heading.

OBSERVATIONS/SAMPLING METHOD DEVIATIONS

SAMPLE DESTINATION

Laboratory: JGS/NEA
 Delivered Via: UPS
 Airbill #: _____

Field Sampling Coordinator: [Signature]

GROUNDWATER SAMPLING LOG

Well No. OPCA-MW-8

Site/GMA Name Gig Pittsfield MW-8
 Sampling Personnel SAB/KIC
 Date 11/8/06
 Weather 50°C Rainy

WELL INFORMATION - See Page 1

Time	Pump Rate (L/min.)	Total Gallons Removed	Water Level (ft TIC)	Temp. (Celsius) [3%]*	pH [0.1 units]*	Sp. Cond. (mS/cm) [3%]*	Turbidity (NTU) [10% or 1 NTU]*	DO (mg/l) [10% or 0.1 mg/l]*	ORP (mV) [10 mV]*
1050	200	2.34		14.51	6.91	1.101	2	6.03	-28.1
1055	200	2.60		14.47	6.92	1.113	2	6.13	-27.5
1100	200	2.86		14.45	6.93	1.118	2.	6.22	-27.1

* The stabilization criteria for each field parameter (three consecutive readings collected at 3- to 5-minute intervals) is listed in each column heading.

OBSERVATIONS/SAMPLING METHOD DEVIATIONS

Appendix E

Groundwater Elevation/NAPL
Monitoring Data – Fall 2006

Table E-1
Fall 2006 Groundwater Elevation Data

Groundwater Quality Interim Report For Fall 2006
Groundwater Management Area 4
General Electric Company - Pittsfield, Massachusetts

Well Name	Measuring Point Elev. (feet AMSL)	Date	Depth to Water (ft BMP)	LNAPL Thickness (feet)	DNAPL Thickness (feet)	Groundwater Elevation (feet AMSL)
060A	1,001.71	10/26/2006	15.96	0.00	0.00	985.75
060B-R	1,002.79	10/26/2006	15.96	0.00	0.00	986.83
78-1	1,026.32	7/11/2006	9.54	0.00	0.00	1,016.78
78-1	1,026.32	9/28/06	9.54	0.00	0.00	1,016.78
78-1	1,026.32	10/26/2006	9.90	0.00	0.00	1,016.42
78-1	1,026.32	11/7/2006	10.20	0.00	0.00	1,016.12
78-2	1,033.96	7/11/2006	8.02	0.00	0.00	1,025.94
78-2	1,033.96	10/26/2006	10.40	0.00	0.00	1,023.56
78-3	1,007.13	10/26/2006	17.54	0.00	0.00	989.59
78-4	998.55	10/26/2006	12.53	0.00	0.00	986.02
78-5R	997.36	10/26/2006	5.18	0.00	0.00	992.18
78-6	1,012.00	7/11/2006	8.10	0.00	0.00	1,003.90
78-6	1,012.00	9/28/06	8.14	0.00	0.00	1,003.86
78-6	1,012.00	10/26/2006	7.00	0.00	0.00	1,005.00
78-6	1,012.00	11/7/2006	7.45	0.00	0.00	1,004.55
GMA4-1	1,012.35	10/26/2006	23.21	0.00	0.00	989.14
GMA4-2	1,006.22	10/26/2006	13.20	0.00	0.00	993.02
GMA4-3	1,003.95	6/27/2006	17.30	0.00	0.00	986.65
GMA4-3	1,003.95	7/11/2006	17.48	0.00	0.00	986.47
GMA4-3	1,003.95	8/29/06	18.15	0.00	0.00	985.80
GMA4-3	1,003.95	9/19/06	18.30	0.00	0.00	985.65
GMA4-3	1,003.95	10/26/2006	17.89	0.00	0.00	986.06
GMA4-3	1,003.95	11/27/2006	17.28	0.00	0.00	986.67
GMA4-3	1,003.95	12/18/2006	17.55	0.00	0.00	986.40
GMA4-4	999.64	7/11/2006	12.55	0.00	0.00	987.09
GMA4-4	999.64	10/26/2006	12.37	0.00	0.00	987.27
GMA4-6	1,009.12	7/11/2006	8.54	0.00	0.00	1,000.58
GMA4-6	1,009.12	9/29/06	9.08	0.00	0.00	1,000.04
GMA4-6	1,009.12	10/26/2006	8.40	0.00	0.00	1,000.72
GMA4-6	1,009.12	11/7/2006	8.35	0.00	0.00	1,000.77
H78B-13R	992.93	10/26/2006	10.89	0.00	0.00	982.04
H78B-15	1,012.68	10/26/2006	14.35	0.00	0.00	998.33
H78B-15	1,012.68	11/9/2006	13.28	0.00	0.00	999.40
H78B-16	999.33	10/26/2006	12.38	0.00	0.00	986.95
H78B-17	1,002.54	10/26/2006	16.41	0.00	0.00	986.13
H78B-17R	1,000.31	10/26/2006	13.40	0.00	0.00	986.91
NY-3	1,005.49	7/11/2006	15.31	0.00	0.00	990.18
NY-3	1,005.49	10/26/2006	15.36	0.00	0.00	990.13
NY-4	1,024.24	7/11/2006	9.40	0.00	0.00	1,014.84
NY-4	1,024.24	10/26/2006	8.69	0.00	0.00	1,015.55

**Table E-1
Fall 2006 Groundwater Elevation Data**

**Groundwater Quality Interim Report For Fall 2006
Groundwater Management Area 4
General Electric Company - Pittsfield, Massachusetts**

Well Name	Measuring Point Elev. (feet AMSL)	Date	Depth to Water (ft BMP)	LNAPL Thickness (feet)	DNAPL Thickness (feet)	Groundwater Elevation (feet AMSL)
OPCA-MW-1R	1,016.46	7/11/2006	5.09	0.00	0.00	1,011.37
OPCA-MW-1R	1,016.46	10/26/2006	3.90	0.00	0.00	1,012.56
OPCA-MW-1R	1,016.46	11/8/2006	4.17	0.00	0.00	1,012.29
OPCA-MW-2	1,019.58	7/11/2006	17.55	0.00	0.00	1,002.03
OPCA-MW-2	1,019.58	10/26/2006	18.65	0.00	0.00	1,000.93
OPCA-MW-2	1,019.58	11/9/2006	17.69	0.00	0.00	1,001.89
OPCA-MW-3	1,014.83	7/11/2006	18.92	0.00	0.00	995.91
OPCA-MW-3	1,014.83	10/26/2006	19.87	0.00	0.00	994.96
OPCA-MW-3	1,014.83	11/10/2006	19.73	0.00	0.00	995.10
OPCA-MW-4	1,018.67	7/11/2006	11.85	0.00	0.00	1,006.82
OPCA-MW-4	1,018.67	10/26/2006	12.48	0.00	0.00	1,006.19
OPCA-MW-4	1,018.67	11/9/2006	12.28	0.00	0.00	1,006.39
OPCA-MW-5R	1,016.34	7/11/2006	10.52	0.00	0.00	1,005.82
OPCA-MW-5R	1,016.34	10/26/2006	10.95	0.00	0.00	1,005.39
OPCA-MW-5R	1,016.34	11/9/2006	10.88	0.00	0.00	1,005.46
OPCA-MW-6	1,022.31	7/11/2006	17.08	0.00	0.00	1,005.23
OPCA-MW-6	1,022.31	10/26/2006	19.50	0.00	0.00	1,002.81
OPCA-MW-6	1,022.31	11/9/2006	18.82	0.00	0.00	1,003.49
OPCA-MW-7	1,026.57	7/11/2006	14.11	0.00	0.00	1,012.46
OPCA-MW-7	1,026.57	10/26/2006	19.38	0.00	0.00	1,007.19
OPCA-MW-7	1,026.57	11/8/2006	19.97	0.00	0.00	1,006.60
OPCA-MW-8	1,027.40	7/11/2006	10.19	0.00	0.00	1,017.21
OPCA-MW-8	1,027.40	10/26/2006	11.59	0.00	0.00	1,015.81
OPCA-MW-8	1,027.40	11/8/2006	11.33	0.00	0.00	1,016.07
RF-14	1,001.59	10/26/2006	9.65	0.00	0.00	991.94
RF-15	1,011.80	10/26/2006	16.18	0.00	0.00	995.62
SCH-4	1,014.05	7/11/2006	8.98	0.00	0.00	1,005.07
SCH-4	1,014.05	10/26/2006	7.60	0.00	0.00	1,006.45
UB-MW-5	1,006.06	10/26/2006	14.51	0.00	0.00	991.55
UB-MW-6	1,019.79	10/26/2006	22.48	0.00	0.00	997.31

Notes:

1. ft AMSL - feet Above Mean Sea Level.
2. ft BMP - feet Below Measuring Point

Appendix F

Data Validation Report

Appendix F-1

Data Validation Report for
Samples Analyzed by SGS
Environmental Services, Inc.

**APPENDIX F-1
GROUNDWATER SAMPLING DATA VALIDATION REPORT (SGS)
GROUNDWATER MANAGEMENT AREA 4**

**GENERAL ELECTRIC COMPANY
PITTSFIELD, MASSACHUSETTS**

1.0 General

This attachment summarizes the Tier I and Tier II data reviews performed for groundwater samples collected during Remedial Investigation activities conducted at Groundwater Management Area 4 (GMA4), located at the General Electric Company facility in Pittsfield, Massachusetts. The samples were analyzed for polychlorinated biphenyls (PCBs) and/or various other constituents listed in Appendix IX of 40 CFR Part 264, plus three additional constituents -- benzidine, 2-chloroethyl vinyl ether, and 1,2-diphenylhydrazine (hereafter referred to as Appendix IX+3) by SGS Environmental Services, Inc. (formerly Paradigm Analytical Labs, Inc.) of Wilmington, North Carolina. Data validation was performed for 13 PCB samples, 15 volatile organic compound (VOC) samples, 13 semi-volatile organic compound (SVOC) samples, 13 polychlorinated dibenzo-p-dioxin (PCDD)/polychlorinated dibenzofuran (PCDF) samples, 13 metal samples, and 26 cyanide/sulfide samples.

2.0 Data Evaluation Procedures

This attachment outlines the applicable quality control criteria utilized during the data review process and any deviations from those criteria. The data review was conducted in accordance with the following documents:

- *Field Sampling Plan/Quality Assurance Project Plan, General Electric Company, Pittsfield, Massachusetts*, Blasland, Bouck & Lee, Inc. (BBL; FSP/QAPP, approved May 25, 2004 and resubmitted June 15, 2004);
- *Region I Tiered Organic and Inorganic Data Validation Guidelines*, USEPA Region I (July 1, 1993);
- *Region I Laboratory Data Validation Functional Guidelines for Evaluating Inorganics Analyses*, USEPA Region I (June 13, 1988) (Modified February 1989);
- *Region I Laboratory Data Validation Functional Guidelines for Evaluating Organics Analyses*, USEPA Region I (February 1, 1988) (Modified November 1, 1988);
- *Region I Laboratory Data Validation Functional Guidelines for Evaluating Organics Analyses*, USEPA Region I (Draft, December 1996); and
- *National Functional Guidelines for Dioxin/Furan Data Validation*, USEPA (Draft, January 1996).

A tabulated summary of the Tier I and Tier II data evaluations is presented in Table F-1. Each sample subjected to evaluation is listed in Table F-1 to document that data review was performed, as well as present the highest level of data validation (Tier I or Tier II) that was applied. Samples that required data qualification are listed separately for each parameter (compound or analyte) that required qualification.

The following data qualifiers were used in this data evaluation:

- J The compound was positively identified, but the associated numerical value is an estimated concentration. This qualifier is used when the data evaluation procedure identifies a deficiency in the data generation process. This qualifier is also used when a compound is detected at an estimated concentration less than the corresponding practical quantitation limit (PQL).
- U The compound was analyzed for, but was not detected. The sample quantitation limit is presented and adjusted for dilution and (for solid samples only) percent moisture. Non-detect sample results are presented as ND(PQL) within this report and in Table F-1 for consistency with documents previously prepared for investigations conducted at this site.
- UJ The compound was not detected above the reported sample quantitation limit. However, the reported limit is estimated and may or may not represent the actual level of quantitation. Non-detect sample results that required qualification are presented as ND(PQL) J within this report and in Table F-1 for consistency with documents previously prepared for this investigation.
- R Indicates that the previously reported detection limit or sample result has been rejected due to a major deficiency in the data generation procedure. The data should not be used for any qualitative or quantitative purpose.

3.0 Data Validation Procedures

The FSP/QAPP provides (in Section 7.5) that all analytical data will be validated to a Tier I level following the procedures presented in the *Region I Tiered Organic and Inorganic Data Validation Guidelines* (USEPA guidelines). Accordingly, 100% of the analytical data for these investigations were subjected to Tier I review. The Tier I review consisted of a completeness evidence audit, as outlined in the *USEPA Region I CSF Completeness Evidence Audit Program* (USEPA Region I, 7/31/91), to ensure that all laboratory data and documentation were present. In the event data packages were determined to be incomplete, the missing information was requested from the laboratory. Upon completion of the Tier I review, the data packages complied with the USEPA Region I Tier I data completeness requirements.

A Tier II review was performed to resolve data usability limitations identified from laboratory qualification of the data or during the Tier I review. The Tier II data review consisted of a review of all data package summary forms for identification of quality assurance/quality control (QA/QC) deviations and qualification of the data according to the Region I Data Validation Functional Guidelines. The Tier II review resulted in the qualification of data for several samples due to minor QA/QC deficiencies. Additionally, all field duplicates were examined for relative percent difference (RPD) compliance with the criteria specified in the FSP/QAPP. A tabulated summary of the samples subjected to Tier I and Tier II data evaluations is presented in the following table.

Summary of Samples Subjected to Tier I and Tier II Data Validation

Parameter	Tier I Only			Tier I & Tier II			Total
	Samples	Duplicates	Blanks	Samples	Duplicates	Blanks	
PCBs	0	0	0	12	1	0	13
VOCs	0	0	0	12	1	2	15
SVOCs	0	0	0	12	1	0	13
PCDDs/PCDFs	0	0	0	12	1	0	13
Metals	0	0	0	12	1	0	13
Cyanide/Sulfide	0	0	0	24	2	0	26
Total	0	0	0	84	7	2	93

When qualification of the sample data was required, the sample results associated with a QA/QC parameter deviation were qualified in accordance with the procedures outlined in USEPA Region I data validation guidance documents. When the data validation process identified several quality control deficiencies, the cumulative effect of the various deficiencies was employed in assigning the final data qualifier. A summary of the QA/QC parameter deviations that resulted in data qualification is presented below for each analytical method.

4.0 Data Review

The initial calibration criterion for organic analyses requires that the average relative response factor (RRF) has a value greater than 0.05. Sample results were qualified as estimated (J) when this criterion was not met. The compounds that did not meet the initial calibration criterion and the number of samples qualified are presented in the following table.

Compounds Qualified Due to Initial Calibration Deviations (RRF)

Analysis	Compound	Number of Affected Samples	Qualification
VOCs	1,2-Dibromo-3-chloropropane	15	J
	1,4-Dioxane	15	J
	2-Butanone	3	J
	2-Chloroethylvinylether	14	J
	Acetone	15	J
	Acetonitrile	3	J
	Acrolein	15	J
	Acrylonitrile	15	J
	Isobutanol	12	J
	Methacrylonitrile	3	J
	Propionitrile	15	J
	trans-1,4-Dichloro-2-butene	15	J
SVOCs	2-Naphthylamine	13	J
	4-Nitroquinoline-1-oxide	13	J
	4-Phenylenediamine	13	J
	a,a'-Dimethylphenethylamine	13	J
	Aramite	13	J
	Benzidine	13	J
	Hexachlorophene	13	J

The continuing calibration criterion for VOCs and SVOCs requires that the continuing calibration RRF have a value greater than 0.05. Sample data for detect and non-detect compounds with RRF values less than 0.05 were qualified as estimated (J). The compounds that exceeded continuing calibration criterion and the number of samples qualified due to those exceedences are presented in the following table.

Compounds Qualified Due to Continuing Calibration Deviations (RRF)

Analysis	Compound	Number of Affected Samples	Qualification
VOCs	2-Butanone	2	J
SVOCs	5-Nitro-o-toluidine	2	J
	o-Toluidine	2	J
	Pyridine	3	J

Several of the organic compounds (including the compounds presented in the above tables detailing RRF deviations) exhibit instrument response factors (RFs) below the USEPA Region I minimum value of 0.05, but meet the analytical method criterion, which does not specify minimum RFs for these compounds. These compounds were analyzed by the laboratory at a higher concentration than the compounds that normally exhibit RFs greater than the USEPA Region I minimum value of 0.05 in an effort to demonstrate acceptable response. USEPA Region I guidelines state that non-detect compound results associated with a RF less than the minimum value of 0.05 are to be rejected (R). However, in the case of these select organic compounds, the RF is an inherent problem with the current analytical methodology; therefore, the non-detect sample results were qualified as estimated (J).

The continuing calibration criterion for VOC and SVOCs requires that the percent difference (%D) between the initial calibration RRF and the continuing calibration RRF be less than 25% and the continuing calibration verification (CCV) criteria for inorganics require that the percent recovery of the CCV standards be between 90 and 110%. Sample data for detect and non-detect analytes/compounds with %D and/or %CCV values that exceeded the continuing calibration criteria were qualified as estimated (J). A summary of the analytes/compounds that exceeded the continuing calibration criterion and the number of samples qualified due to those deviations are presented in the following table.

Analytes/Compounds Qualified Due to Continuing Calibration Standard Deviations

Analysis	Analyte/Compound	Number of Affected Samples	Qualification
VOCs	2-Butanone	8	J
	2-Hexanone	6	J
	Acetone	15	J
	Bromomethane	8	J
	Iodomethane	5	J
	Vinyl Acetate	12	J
SVOCs	2,4-Dimethylphenol	13	J
	2-Acetylaminofluorene	11	J
	2-Naphthylamine	13	J
	2-Picoline	13	J
	3,3'-Dichlorobenzidine	11	J
	3-Nitroaniline	13	J
	4-Chloroaniline	12	J

Analytes/Compounds Qualified Due to Continuing Calibration Standard Deviations

Analysis	Analyte/Compound	Number of Affected Samples	Qualification
SVOCs (continued)	4-Chlorobenzilate	13	J
	4-Nitroaniline	2	J
	4-Nitroquinoline-1-oxide	13	J
	5-Nitro-o-toluidine	5	J
	Aniline	10	J
	Aramite	13	J
	Benzidine	13	J
	Benzyl Alcohol	8	J
	Dibenzo(a,h)anthracene	8	J
	Di-n-Octylphthalate	2	J
	Hexachlorocyclopentadiene	5	J
	Methapyrilene	8	J
	Naphthalene	13	J
	o-Toluidine	13	J
	Pyridine	11	J
Inorganics	Cadmium	8	J
	Copper	8	J

Contract required detection limit (CRDL) standards were analyzed to evaluate instrument performance at low-level concentrations that are near the analytical method PQL. These standards are required to have recoveries between 80% and 120% to verify that the analytical instrumentation was properly calibrated. When CRDL standard recoveries were outside the 80% to 120% control limits, the affected samples with detected results at or near the PQL concentration (i.e., less than three times the PQL) were qualified as estimated (J). The analytes that did not meet CRDL criteria and the number of samples qualified due to those deviations are presented in the following table.

Analytes Qualified Due to CRDL Standard Recovery Deviations

Analysis	Analyte	Number of Affected Samples	Qualification
Inorganics	Antimony	3	J
	Arsenic	13	J
	Barium	13	J
	Beryllium	13	J
	Cobalt	13	J
	Lead	13	J
	Nickel	13	J
	Selenium	13	J
	Thallium	13	J
	Vanadium	13	J

The matrix spike/matrix spike duplicate MS/MSD sample analysis recovery criteria for organics require that the MS/MSD recovery be within the laboratory-generated QC acceptance limits specified on the MS/MSD reporting form. Laboratory-generated organic sample results that exceeded laboratory-generated QC acceptance limits and have MS/MSD recoveries greater than 10% were qualified as estimated (J). Non-detect sample results were qualified as rejected (R) when recoveries were below 10%. Compounds that did not meet MS/MSD recovery criteria and the number of samples qualified due to those deviations are presented in the following table.

Analytes/Compounds Qualified Due to MS/MSD Recovery Deviations

Analysis	Analyte/Compound	Number of Affected Samples	Qualification
VOCs	2-Chloroethylvinylether	1	R
SVOCs	Benzyl Alcohol	1	J
	Pyridine	1	R
	2,4,5-Trichlorophenol	1	J
	2,4-Dichlorophenol	1	J
	2-Chlorophenol	1	J
	2-Methylphenol	1	J
	2-Nitrophenol	1	J
	4-Chloro-3-Methylphenol	1	J
	4-Chloroaniline	1	R
	Phenol	1	J

The matrix spike/matrix spike duplicate (MS/MSD) sample analysis recovery criteria for organics require that the RPD between the MS and MSD recoveries be less than the laboratory-generated QC acceptance limits specified on the MS/MSD reporting form. The compounds that exceeded the RPD limit and the number of samples qualified due to deviations are presented in the following table.

Compounds Qualified Due to MS/MSD RPD Deviations

Analysis	Compound	Number of Affected Samples	Qualification
SVOCs	2,4,5-Trichlorophenol	1	J
	2,4-Dichlorophenol	1	J
	2-Chlorophenol	1	J
	2-Methylphenol	1	J
	2-Nitrophenol	1	J
	3&4-Methylphenol	1	J
	3,3'-Dichlorobenzidine	1	J
	4-Chloro-3-Methylphenol	1	J
	Benzyl Alcohol	1	J
	Phenol	1	J

Laboratory control standard (LCS) analysis recovery criteria for organics must be within the laboratory-generated QC acceptance limits specified on the LCS reporting form. Laboratory-generated organic sample results that exceeded laboratory-generated QC acceptance limits and have LCS recoveries greater than 10% were qualified as estimated (J). Non-detect sample results were qualified as rejected (R) when recoveries were below 10%. Compounds that did not meet LCS recovery criteria and the number of samples qualified due to those deviations are presented in the following table.

Compounds Qualified Due to LCS Recovery Deviations

Analysis	Compound	Number of Affected Samples	Qualification
PCBs	Aroclor-1016	7	J
PCBs (continued)	Aroclor-1221	7	J
	Aroclor-1232	7	J
	Aroclor-1242	7	J
	Aroclor-1248	7	J
	Aroclor-1254	7	J
	Aroclor-1260	7	J
	Total PCBs	7	J
SVOCs	3&4-Methylphenol	11	J
	3,3'-Dichlorobenzidine	2	R
	Naphthalene	2	J

Blank action levels for organic compounds detected in the associated blanks were calculated at five times the blank concentrations (blank action levels were calculated at 10 times the blank concentration for common laboratory contaminants). Detected sample results that were below the blank action level were qualified with a "U." The analytes/compound detected in method blanks which resulted in qualification of sample data and the number of affected samples due to those deviations are presented in the following table.

Analytes/Compounds Qualified Due to Blank Deviations

Analysis	Analyte/Compound	Number of Affected Samples	Qualification
Inorganics	Barium	13	U
	Cadmium	13	U
	Chromium	13	U
	Cobalt	13	U
	Copper	13	U
	Lead	8	U
	Nickel	11	U
	Silver	13	U
	Vanadium	10	U
PCDDs/PCDFs	OCDD	2	U

5.0 Overall Data Usability

This section summarizes the analytical data in terms of its completeness and usability for site characterization purposes. Data completeness is defined as the percentage of sample results that have been determined to be usable during the data validation process. The percent usability calculation included analyses evaluated under both the Tier I and Tier II data validation reviews. Data completeness with respect to usability was calculated separately for inorganic and each of the organic analysis. The percent usability calculation also includes quality control samples collected to aid in the evaluation of data usability. Therefore, field/equipment blank, trip blank, and field duplicate data determined to be unusable as a result of the validation process are represented in the percent usability value tabulated in the following table.

Data Usability

Parameter	Percent Usability	Rejected Data
Inorganics	100	None
Cyanide and Sulfide	100	None
VOCs	99.9	A total of one sample result was rejected due to MS/MSD recovery deviations.
SVOCs	99.7	A total of two sample results were rejected due to LCS recovery deviations. A total of two sample results were rejected due to MS/MSD recovery deviations.
PCBs	100	None
PCDDs/PCDFs	100	None

The data package completeness, as determined from the Tier I data review, was used in combination with the data quality deviations identified during the Tier II data review to determine overall data quality. As specified in the FSP/QAPP, the overall precision, accuracy, representativeness, comparability, and completeness (PARCC) parameters determined from the Tier I and Tier II data reviews were used as indicators of overall data quality. These parameters were assessed through an evaluation of the results of the field and laboratory QA/QC sample analyses to provide a measure of compliance of the analytical data with the Data Quality Objectives (DQOs) specified in the FSP/QAPP. Therefore, the following sections present summaries of the PARCC parameters assessment with regard to the DQOs specified in the FSP/QAPP.

5.1 Precision

Precision measures the reproducibility of measurements under a given set of conditions. Specifically, it is a quantitative measure of the variability of a group of measurements compared to their average value. For this investigation, precision was defined as the RPD between duplicate sample results. The duplicate samples used to evaluate precision included laboratory duplicates, field duplicates, and MS/MSD samples. For this analytical program, 0.33% of the data required qualification due to MS/MSD RPD deviations. None of the data required qualification due to laboratory duplicate RPD or field duplicate RPD.

5.2 Accuracy

Accuracy measures the bias in an analytical system or the degree of agreement of a measurement with a known reference value. For this investigation, accuracy was defined as the percent recovery of QA/QC samples that were spiked with a known concentration of an analyte or compound of interest. The QA/QC samples used to evaluate analytical accuracy included instrument calibration, internal standards, Laboratory Control Standards (LCSs), MS/MSD samples, CRDL samples, and surrogate compound recoveries. For this analytical program, 17.7% of the data required qualification due to instrument calibration deviations, 2.4% of the data required qualification LCS recovery deviations, 0.36% of the data required qualification due to MS/MSD recovery deviations, and 4.0% of the data required qualification due to CRDL deviations. None of the data required qualification due to internal standards deviations or surrogate compound recovery deviations.

5.3 Representativeness

Representativeness expresses the degree to which sample data accurately and precisely represents a characteristic of a population, parameter variations at a sampling point, or an environmental condition. Representativeness is a qualitative parameter, which is most concerned with the proper design of the sampling program. The representativeness criterion is best satisfied by making certain that sampling locations are selected properly and a sufficient number of samples are collected. This parameter has been addressed by collecting samples at locations specified in MDEP-approved work plans, and by following the procedures for sample collection/analyses that were described in the FSP/QAPP. Additionally, the analytical program used procedures consistent with USEPA-approved analytical methodology. A QA/QC parameter that is an indicator of the representativeness of a sample is holding time. Holding time criteria are established to maintain the samples in a state that is representative of the in-situ field conditions before analysis. For this analytical program, none of the data was qualified due to extraction holding time deviations.

5.4 Comparability

Comparability is a qualitative parameter expressing the confidence with which one data set can be compared with another. This goal was achieved through the use of the standardized techniques for sample collection and analysis presented in the FSP/QAPP. The USEPA SW-846¹ analytical methods presented in the FSP/QAPP are updated on occasion by the USEPA to benefit from recent technological advancements in analytical chemistry and instrumentation. In most cases, the method upgrades include the incorporation of new technology that improves the sensitivity and stability of the instrumentation or allows the laboratory to increase throughput without hindering accuracy and precision. Overall, the analytical methods for this investigation have remained consistent in their general approach through continued use of the basic analytical techniques (e.g., sample extraction/preparation, instrument calibration, QA/QC procedures). Through this use of consistent base analytical procedures and by requiring that updated procedures meet the QA/QC criteria specified in the FSP/QAPP, the analytical data from past, present, and future sampling events will be comparable to allow for qualitative and quantitative assessment of site conditions.

5.5 Completeness

Completeness is defined as the percentage of measurements that are judged to be valid or usable to meet the prescribed DQOs. The completeness criterion is essentially the same for all data uses -- the generation of a sufficient amount of valid data. The actual completeness of this analytical data set ranged from 99.7 to 100% for individual analytical parameters and had an overall usability of 99.9%, which is greater than the minimum required usability of 90% as specified in the FSP/QAPP.

The rejected sample data for these investigations include sample analyses results for one VOC sample result associated with sample location OPCA-MW-3 and three SVOC sample results associated with sample locations OPCA-MW-3 and 78-1 that were rejected due to low MS/MSD recoveries. Resampling at these locations is not recommended since duplicate analysis of the MS has demonstrated matrix interference and the same analytical performance limitations for the analysis could occur again.

¹ Test Methods for evaluating Solid Waste, SW-846, USEPA, Final Update III, December 1996.

Table F-1
Analytical Data Validation Summary
Groundwater Management Area 4 - Fall 2006 (SGS)

General Electric Company - Pittsfield, Massachusetts
(Results are presented in parts per million, ppm)

Sample Delivery Group No.	Sample ID	Lab Sample ID	Date Collected	Matrix	Validation Level	Qualification	Compound	QA/QC Parameter	Value	Control Limits	Qualified Result	Notes
PCBs												
G135-219	78-1 (Filtered)	G135-219-1L	11/7/2006	Water	Tier II	No						
G135-219	78-6 (Filtered)	G135-219-2L	11/7/2006	Water	Tier II	No						
G135-219	GMA4-6 (Filtered)	G135-219-3L	11/7/2006	Water	Tier II	No						
G135-225	GMA-4-BlindDup (Filtered)	G135-225-9N	11/9/2006	Water	Tier II	Yes	Aroclor-1016	LCS %R	48.1%	70.0% to 130%	ND(0.00011) J	OPCA-MW-4 (Filtered)
							Aroclor-1221	LCS %R	48.1%	70.0% to 130%	ND(0.00011) J	
							Aroclor-1232	LCS %R	48.1%	70.0% to 130%	ND(0.00011) J	
							Aroclor-1242	LCS %R	48.1%	70.0% to 130%	ND(0.00011) J	
							Aroclor-1248	LCS %R	48.1%	70.0% to 130%	ND(0.00011) J	
							Aroclor-1254	LCS %R	48.1%	70.0% to 130%	ND(0.00011) J	
							Aroclor-1260	LCS %R	48.1%	70.0% to 130%	ND(0.00011) J	
							Total PCBs	LCS %R	48.1%	70.0% to 130%	ND(0.00011) J	
G135-225	H78B-15 (Filtered)	G135-225-7O	11/9/2006	Water	Tier II	Yes	Aroclor-1016	LCS %R	48.1%	70.0% to 130%	ND(0.00011) J	
							Aroclor-1221	LCS %R	48.1%	70.0% to 130%	ND(0.00011) J	
							Aroclor-1232	LCS %R	48.1%	70.0% to 130%	ND(0.00011) J	
							Aroclor-1242	LCS %R	48.1%	70.0% to 130%	ND(0.00011) J	
							Aroclor-1248	LCS %R	48.1%	70.0% to 130%	ND(0.00011) J	
							Aroclor-1254	LCS %R	48.1%	70.0% to 130%	ND(0.00011) J	
							Aroclor-1260	LCS %R	48.1%	70.0% to 130%	ND(0.00011) J	
							Total PCBs	LCS %R	48.1%	70.0% to 130%	ND(0.00011) J	
G135-225	OPCA-MW-1R (Filtered)	G135-225-1L	11/8/2006	Water	Tier II	No						
G135-225	OPCA-MW-2 (Filtered)	G135-225-8O	11/9/2006	Water	Tier II	Yes	Aroclor-1016	LCS %R	48.1%	70.0% to 130%	ND(0.00011) J	
							Aroclor-1221	LCS %R	48.1%	70.0% to 130%	ND(0.00011) J	
							Aroclor-1232	LCS %R	48.1%	70.0% to 130%	ND(0.00011) J	
							Aroclor-1242	LCS %R	48.1%	70.0% to 130%	ND(0.00011) J	
							Aroclor-1248	LCS %R	48.1%	70.0% to 130%	ND(0.00011) J	
							Aroclor-1254	LCS %R	48.1%	70.0% to 130%	ND(0.00011) J	
							Aroclor-1260	LCS %R	48.1%	70.0% to 130%	ND(0.00011) J	
							Total PCBs	LCS %R	48.1%	70.0% to 130%	ND(0.00011) J	
G135-225	OPCA-MW-3 (Filtered)	G135-225-10AJ	11/10/2006	Water	Tier II	Yes	Aroclor-1016	LCS %R	48.1%	70.0% to 130%	ND(0.00011) J	
							Aroclor-1221	LCS %R	48.1%	70.0% to 130%	ND(0.00011) J	
							Aroclor-1232	LCS %R	48.1%	70.0% to 130%	ND(0.00011) J	
							Aroclor-1242	LCS %R	48.1%	70.0% to 130%	ND(0.00011) J	
							Aroclor-1248	LCS %R	48.1%	70.0% to 130%	ND(0.00011) J	
							Aroclor-1254	LCS %R	48.1%	70.0% to 130%	ND(0.00011) J	
							Aroclor-1260	LCS %R	48.1%	70.0% to 130%	ND(0.00011) J	
							Total PCBs	LCS %R	48.1%	70.0% to 130%	ND(0.00011) J	
G135-225	OPCA-MW-4 (Filtered)	G135-225-4O	11/9/2006	Water	Tier II	Yes	Aroclor-1016	LCS %R	48.1%	70.0% to 130%	ND(0.00011) J	
							Aroclor-1221	LCS %R	48.1%	70.0% to 130%	ND(0.00011) J	
							Aroclor-1232	LCS %R	48.1%	70.0% to 130%	ND(0.00011) J	
							Aroclor-1242	LCS %R	48.1%	70.0% to 130%	ND(0.00011) J	
							Aroclor-1248	LCS %R	48.1%	70.0% to 130%	ND(0.00011) J	
							Aroclor-1254	LCS %R	48.1%	70.0% to 130%	ND(0.00011) J	
							Aroclor-1260	LCS %R	48.1%	70.0% to 130%	ND(0.00011) J	
							Total PCBs	LCS %R	48.1%	70.0% to 130%	ND(0.00011) J	
G135-225	OPCA-MW-5R (Filtered)	G135-225-6O	11/9/2006	Water	Tier II	Yes	Aroclor-1016	LCS %R	48.1%	70.0% to 130%	ND(0.00010) J	
							Aroclor-1221	LCS %R	48.1%	70.0% to 130%	ND(0.00010) J	
							Aroclor-1232	LCS %R	48.1%	70.0% to 130%	ND(0.00010) J	
							Aroclor-1242	LCS %R	48.1%	70.0% to 130%	ND(0.00010) J	
							Aroclor-1248	LCS %R	48.1%	70.0% to 130%	ND(0.00010) J	
							Aroclor-1254	LCS %R	48.1%	70.0% to 130%	ND(0.00010) J	
							Aroclor-1260	LCS %R	48.1%	70.0% to 130%	ND(0.00010) J	
							Total PCBs	LCS %R	48.1%	70.0% to 130%	ND(0.00010) J	
G135-225	OPCA-MW-6 (Filtered)	G135-225-5O	11/9/2006	Water	Tier II	Yes	Aroclor-1016	LCS %R	48.1%	70.0% to 130%	ND(0.00011) J	
							Aroclor-1221	LCS %R	48.1%	70.0% to 130%	ND(0.00011) J	
							Aroclor-1232	LCS %R	48.1%	70.0% to 130%	ND(0.00011) J	
							Aroclor-1242	LCS %R	48.1%	70.0% to 130%	ND(0.00011) J	
							Aroclor-1248	LCS %R	48.1%	70.0% to 130%	ND(0.00011) J	
							Aroclor-1254	LCS %R	48.1%	70.0% to 130%	ND(0.00011) J	
							Aroclor-1260	LCS %R	48.1%	70.0% to 130%	ND(0.00011) J	
							Total PCBs	LCS %R	48.1%	70.0% to 130%	ND(0.00011) J	
G135-225	OPCA-MW-7 (Filtered)	G135-225-3L	11/8/2006	Water	Tier II	No						
G135-225	OPCA-MW-8 (Filtered)	G135-225-2L	11/8/2006	Water	Tier II	No						

Table F-1
Analytical Data Validation Summary
Groundwater Management Area 4 - Fall 2006 (SGS)

General Electric Company - Pittsfield, Massachusetts
(Results are presented in parts per million, ppm)

Sample Delivery Group No.	Sample ID	Lab Sample ID	Date Collected	Matrix	Validation Level	Qualification	Compound	QA/QC Parameter	Value	Control Limits	Qualified Result	Notes							
Metals																			
G135-219	78-1 (Filtered)	G135-219-5	11/7/2006	Water	Tier II	Yes	Antimony	CRDL Standard %R	29.7%	80% to 120%	ND(0.0400) J								
							Arsenic	CRDL Standard %R	45.1%	80% to 120%	ND(0.0100) J								
							Barium	CRDL Standard %R	63.8%	80% to 120%	ND(0.500) J								
							Barium	Method Blank	-	-	ND(0.500)								
							Beryllium	CRDL Standard %R	62.7%	80% to 120%	0.000970 J								
							Cadmium	Method Blank	-	-	ND(0.00500)								
							Chromium	Method Blank	-	-	ND(0.0100)								
							Cobalt	CRDL Standard %R	65.5%	80% to 120%	ND(0.0100) J								
							Cobalt	Method Blank	-	-	ND(0.0100)								
							Copper	Method Blank	-	-	ND(0.0100)								
							Lead	CRDL Standard %R	60.1%	80% to 120%	ND(0.0100) J								
							Lead	Method Blank	-	-	ND(0.0100)								
							Nickel	CRDL Standard %R	69.5%	80% to 120%	ND(0.0500) J								
							Nickel	Method Blank	-	-	ND(0.0500)								
							Selenium	CRDL Standard %R	58.4%	80% to 120%	ND(0.0200) J								
							Silver	Method Blank	-	-	ND(0.0100)								
							Thallium	CRDL Standard %R	47.9%	80% to 120%	ND(0.0100) J								
							Vanadium	CRDL Standard %R	52.9%	80% to 120%	ND(0.0500) J								
							Vanadium	Method Blank	-	-	ND(0.0500)								
							G135-219	78-6 (Filtered)	G135-219-6	11/7/2006	Water	Tier II	Yes	Antimony	CRDL Standard %R	29.7%	80% to 120%	ND(0.0400) J	
														Arsenic	CRDL Standard %R	45.1%	80% to 120%	ND(0.0100) J	
Barium	CRDL Standard %R	63.8%	80% to 120%	ND(0.500) J															
Barium	Method Blank	-	-	ND(0.500)															
Beryllium	CRDL Standard %R	62.7%	80% to 120%	0.00135 J															
Cadmium	Method Blank	-	-	ND(0.00500)															
Chromium	Method Blank	-	-	ND(0.0100)															
Cobalt	CRDL Standard %R	65.5%	80% to 120%	ND(0.0100) J															
Cobalt	Method Blank	-	-	ND(0.0100)															
Copper	Method Blank	-	-	ND(0.200)															
Lead	CRDL Standard %R	60.1%	80% to 120%	ND(0.0100) J															
Nickel	CRDL Standard %R	69.5%	80% to 120%	ND(0.0500) J															
Nickel	Method Blank	-	-	ND(0.0500)															
Selenium	CRDL Standard %R	58.4%	80% to 120%	ND(0.0200) J															
Silver	Method Blank	-	-	ND(0.0100)															
Thallium	CRDL Standard %R	47.9%	80% to 120%	0.00611 J															
Vanadium	CRDL Standard %R	52.9%	80% to 120%	ND(0.0500) J															
Vanadium	Method Blank	-	-	ND(0.0500)															
G135-219	GMA4-6 (Filtered)	G135-219-7	11/7/2006	Water	Tier II	Yes								Antimony	CRDL Standard %R	29.7%	80% to 120%	ND(0.0400) J	
														Arsenic	CRDL Standard %R	45.1%	80% to 120%	ND(0.0100) J	
														Barium	CRDL Standard %R	63.8%	80% to 120%	ND(0.500) J	
							Barium	Method Blank	-	-	ND(0.500)								
							Beryllium	CRDL Standard %R	62.7%	80% to 120%	ND(0.0100) J								
							Cadmium	Method Blank	-	-	ND(0.00500)								
							Chromium	Method Blank	-	-	ND(0.0100)								
							Cobalt	CRDL Standard %R	65.5%	80% to 120%	ND(0.0100) J								
							Cobalt	Method Blank	-	-	ND(0.0100)								
							Copper	Method Blank	-	-	ND(0.200)								
							Lead	CRDL Standard %R	60.1%	80% to 120%	ND(0.0100) J								
							Nickel	CRDL Standard %R	69.5%	80% to 120%	ND(0.0500) J								
							Nickel	Method Blank	-	-	ND(0.0500)								
							Selenium	CRDL Standard %R	58.4%	80% to 120%	ND(0.0200) J								
							Silver	Method Blank	-	-	ND(0.0100)								
							Thallium	CRDL Standard %R	47.9%	80% to 120%	ND(0.0100) J								
							Vanadium	CRDL Standard %R	52.9%	80% to 120%	ND(0.0500) J								
							Vanadium	Method Blank	-	-	ND(0.0500)								
							G135-225	GMA-4-BlindDup (Filtered)	G135-225-9	11/9/2006	Water	Tier II	Yes	Arsenic	CRDL Standard %R	45.1%	80% to 120%	ND(0.0100) J	OPCA-MW-4 (Filtered)
														Barium	Method Blank	-	-	ND(0.500)	
														Barium	CRDL Standard %R	63.8%	80% to 120%	ND(0.500) J	
Beryllium	CRDL Standard %R	62.7%	80% to 120%	0.00249 J															
Cadmium	Method Blank	-	-	ND(0.00500)															
Chromium	Method Blank	-	-	ND(0.0100)															
Cobalt	Method Blank	-	-	ND(0.0100)															
Cobalt	CRDL Standard %R	65.5%	80% to 120%	ND(0.0100) J															
Copper	Method Blank	-	-	ND(0.200)															

Table F-1
Analytical Data Validation Summary
Groundwater Management Area 4 - Fall 2006 (SGS)

General Electric Company - Pittsfield, Massachusetts
(Results are presented in parts per million, ppm)

Sample Delivery Group No.	Sample ID	Lab Sample ID	Date Collected	Matrix	Validation Level	Qualification	Compound	QA/QC Parameter	Value	Control Limits	Qualified Result	Notes							
Metals Cont.																			
G135-225	GMA-4-BlindDup (Filtered)	G135-225-9	11/9/2006	Water	Tier II	Yes	Lead	Method Blank	-	-	ND(0.0100)								
							Lead	CRDL Standard %R	60.1%	80% to 120%	ND(0.0100) J								
							Nickel	Method Blank	-	-	ND(0.0500)								
							Nickel	CRDL Standard %R	69.5%	80% to 120%	ND(0.0500) J								
							Selenium	CRDL Standard %R	58.4%	80% to 120%	ND(0.0200) J								
							Silver	Method Blank	-	-	ND(0.0100)								
							Thallium	CRDL Standard %R	47.9%	80% to 120%	ND(0.0100) J								
							Vanadium	Method Blank	-	-	ND(0.0500)								
							Vanadium	CRDL Standard %R	52.9%	80% to 120%	ND(0.0500) J								
							Vanadium	CRDL Standard %R	45.1%	80% to 120%	ND(0.0100) J								
							G135-225	H78B-15 (Filtered)	G135-225-7	11/9/2006	Water	Tier II	Yes	Barium	Method Blank	-	-	ND(0.500)	
Barium	CRDL Standard %R	63.8%	80% to 120%	ND(0.500) J															
Beryllium	CRDL Standard %R	62.7%	80% to 120%	0.000590 J															
Cadmium	Method Blank	-	-	ND(0.00500)															
Cadmium	CCV %R	89.1%	90% to 110%	ND(0.00500) J															
Chromium	Method Blank	-	-	ND(0.0100)															
Cobalt	Method Blank	-	-	ND(0.0100)															
Cobalt	CRDL Standard %R	65.5%	80% to 120%	ND(0.0100) J															
Copper	Method Blank	-	-	ND(0.200)															
Copper	CCV %R	89.8%	90% to 110%	ND(0.200) J															
Lead	Method Blank	-	-	ND(0.0100)															
Lead	CRDL Standard %R	60.1%	80% to 120%	ND(0.0100) J															
Nickel	Method Blank	-	-	ND(0.0500)															
Nickel	CRDL Standard %R	69.5%	80% to 120%	ND(0.0500) J															
Selenium	CRDL Standard %R	58.4%	80% to 120%	ND(0.0200) J															
Silver	Method Blank	-	-	ND(0.0100)															
Thallium	CRDL Standard %R	47.9%	80% to 120%	ND(0.0100) J															
Vanadium	Method Blank	-	-	ND(0.0500)															
Vanadium	CRDL Standard %R	52.9%	80% to 120%	ND(0.0500) J															
Vanadium	CRDL Standard %R	45.1%	80% to 120%	ND(0.0100) J															
G135-225	OPCA-MW-1R (Filtered)	G135-225-1	11/8/2006	Water	Tier II	Yes								Barium	Method Blank	-	-	ND(0.500)	
														Barium	CRDL Standard %R	63.8%	80% to 120%	ND(0.500) J	
														Beryllium	CRDL Standard %R	62.7%	80% to 120%	ND(0.0100) J	
							Cadmium	Method Blank	-	-	ND(0.00500)								
							Cadmium	CCV %R	89.1%	90% to 110%	ND(0.00500) J								
							Chromium	Method Blank	-	-	ND(0.0100)								
							Cobalt	Method Blank	-	-	ND(0.0100)								
							Cobalt	CRDL Standard %R	65.5%	80% to 120%	ND(0.0100) J								
							Copper	Method Blank	-	-	ND(0.200)								
							Copper	CCV %R	89.8%	90% to 110%	ND(0.200) J								
							Lead	CRDL Standard %R	60.1%	80% to 120%	ND(0.0100) J								
							Nickel	Method Blank	-	-	ND(0.0500)								
							Nickel	CRDL Standard %R	69.5%	80% to 120%	ND(0.0500) J								
							Selenium	CRDL Standard %R	58.4%	80% to 120%	ND(0.0200) J								
							Silver	Method Blank	-	-	ND(0.0100)								
							Thallium	CRDL Standard %R	47.9%	80% to 120%	0.00752 J								
							Vanadium	CRDL Standard %R	52.9%	80% to 120%	ND(0.0500) J								
							Vanadium	CRDL Standard %R	45.1%	80% to 120%	ND(0.0100) J								
							G135-225	OPCA-MW-2 (Filtered)	G135-225-8	11/9/2006	Water	Tier II	Yes	Barium	Method Blank	-	-	ND(0.500)	
														Barium	CRDL Standard %R	63.8%	80% to 120%	ND(0.500) J	
														Beryllium	CRDL Standard %R	62.7%	80% to 120%	ND(0.0100) J	
														Cadmium	Method Blank	-	-	ND(0.00500)	
														Chromium	Method Blank	-	-	ND(0.0100)	
Cobalt	Method Blank	-	-	ND(0.0100)															
Cobalt	CRDL Standard %R	65.5%	80% to 120%	ND(0.0100) J															
Copper	Method Blank	-	-	ND(0.200)															
Lead	Method Blank	-	-	ND(0.0100)															
Lead	CRDL Standard %R	60.1%	80% to 120%	ND(0.0100) J															
Nickel	Method Blank	-	-	ND(0.0500)															
Nickel	CRDL Standard %R	69.5%	80% to 120%	ND(0.0500) J															
Selenium	CRDL Standard %R	58.4%	80% to 120%	ND(0.0200) J															
Silver	Method Blank	-	-	ND(0.0100)															
Thallium	CRDL Standard %R	47.9%	80% to 120%	ND(0.0100) J															
Vanadium	Method Blank	-	-	ND(0.0500)															
Vanadium	CRDL Standard %R	52.9%	80% to 120%	ND(0.0500) J															

Table F-1
Analytical Data Validation Summary
Groundwater Management Area 4 - Fall 2006 (SGS)

General Electric Company - Pittsfield, Massachusetts
(Results are presented in parts per million, ppm)

Sample Delivery Group No.	Sample ID	Lab Sample ID	Date Collected	Matrix	Validation Level	Qualification	Compound	QA/QC Parameter	Value	Control Limits	Qualified Result	Notes							
Metals Cont.																			
G135-225	OPCA-MW-3 (Filtered)	G135-225-10	11/10/2006	Water	Tier II	Yes	Arsenic	CRDL Standard %R	45.1%	80% to 120%	ND(0.0100) J								
							Barium	Method Blank	-	-	ND(0.500)								
							Barium	CRDL Standard %R	63.8%	80% to 120%	ND(0.500) J								
							Beryllium	CRDL Standard %R	62.7%	80% to 120%	0.00135 J								
							Cadmium	Method Blank	-	-	ND(0.00500)								
							Cadmium	CCV %R	89.1%	90% to 110%	ND(0.00500) J								
							Chromium	Method Blank	-	-	ND(0.0100)								
							Cobalt	Method Blank	-	-	ND(0.0100)								
							Cobalt	CRDL Standard %R	65.5%	80% to 120%	ND(0.0100) J								
							Copper	Method Blank	-	-	ND(0.200)								
							Copper	CCV %R	89.8%	90% to 110%	ND(0.200) J								
							Lead	Method Blank	-	-	ND(0.0100)								
							Lead	CRDL Standard %R	60.1%	80% to 120%	ND(0.0100) J								
							Nickel	Method Blank	-	-	ND(0.0500)								
							Nickel	CRDL Standard %R	69.5%	80% to 120%	ND(0.0500) J								
							Selenium	CRDL Standard %R	58.4%	80% to 120%	ND(0.0200) J								
							Silver	Method Blank	-	-	ND(0.0100)								
							Thallium	CRDL Standard %R	47.9%	80% to 120%	0.0110 J								
							Vanadium	CRDL Standard %R	52.9%	80% to 120%	ND(0.0500) J								
							G135-225	OPCA-MW-4 (Filtered)	G135-225-4	11/9/2006	Water	Tier II	Yes	Arsenic	CRDL Standard %R	45.1%	80% to 120%	ND(0.0100) J	
														Barium	Method Blank	-	-	ND(0.500)	
Barium	CRDL Standard %R	63.8%	80% to 120%	ND(0.500) J															
Beryllium	CRDL Standard %R	62.7%	80% to 120%	0.000590 J															
Cadmium	Method Blank	-	-	ND(0.00500)															
Cadmium	CCV %R	89.1%	90% to 110%	ND(0.00500) J															
Chromium	Method Blank	-	-	ND(0.0100)															
Cobalt	Method Blank	-	-	ND(0.0100)															
Cobalt	CRDL Standard %R	65.5%	80% to 120%	ND(0.0100) J															
Copper	Method Blank	-	-	ND(0.200)															
Copper	CCV %R	89.8%	90% to 110%	ND(0.200) J															
Lead	Method Blank	-	-	ND(0.0100)															
Lead	CRDL Standard %R	60.1%	80% to 120%	ND(0.0100) J															
Nickel	Method Blank	-	-	ND(0.0500)															
Nickel	CRDL Standard %R	69.5%	80% to 120%	ND(0.0500) J															
Selenium	CRDL Standard %R	58.4%	80% to 120%	ND(0.0200) J															
Silver	Method Blank	-	-	ND(0.0100)															
Thallium	CRDL Standard %R	47.9%	80% to 120%	0.00666 J															
Vanadium	Method Blank	-	-	ND(0.0500)															
Vanadium	CRDL Standard %R	52.9%	80% to 120%	ND(0.0500) J															
G135-225	OPCA-MW-5R (Filtered)	G135-225-6	11/9/2006	Water	Tier II	Yes								Arsenic	CRDL Standard %R	45.1%	80% to 120%	ND(0.0100) J	
							Barium	Method Blank	-	-	ND(0.500)								
							Barium	CRDL Standard %R	63.8%	80% to 120%	ND(0.500) J								
							Beryllium	CRDL Standard %R	62.7%	80% to 120%	ND(0.0100) J								
							Cadmium	Method Blank	-	-	ND(0.00500)								
							Cadmium	CCV %R	89.1%	90% to 110%	ND(0.00500) J								
							Chromium	Method Blank	-	-	ND(0.0100)								
							Cobalt	Method Blank	-	-	ND(0.0100)								
							Cobalt	CRDL Standard %R	65.5%	80% to 120%	ND(0.0100) J								
							Copper	Method Blank	-	-	ND(0.200)								
							Copper	CCV %R	89.8%	90% to 110%	ND(0.200) J								
							Lead	Method Blank	-	-	ND(0.0100)								
							Lead	CRDL Standard %R	60.1%	80% to 120%	ND(0.0100) J								
							Nickel	CRDL Standard %R	69.5%	80% to 120%	0.00498 J								
							Selenium	CRDL Standard %R	58.4%	80% to 120%	ND(0.0200) J								
							Silver	Method Blank	-	-	ND(0.0100)								
							Thallium	CRDL Standard %R	47.9%	80% to 120%	0.00828 J								
							Vanadium	Method Blank	-	-	ND(0.0500)								
							Vanadium	CRDL Standard %R	52.9%	80% to 120%	ND(0.0500) J								
							G135-225	OPCA-MW-6 (Filtered)	G135-225-5	11/9/2006	Water	Tier II	Yes	Arsenic	CRDL Standard %R	45.1%	80% to 120%	ND(0.0100) J	
														Barium	Method Blank	-	-	ND(0.500)	
Barium	CRDL Standard %R	63.8%	80% to 120%	ND(0.500) J															
Beryllium	CRDL Standard %R	62.7%	80% to 120%	0.000970 J															
Cadmium	Method Blank	-	-	ND(0.00500)															
Cadmium	CCV %R	89.1%	90% to 110%	ND(0.00500) J															
Chromium	Method Blank	-	-	ND(0.0100)															

Table F-1
Analytical Data Validation Summary
Groundwater Management Area 4 - Fall 2006 (SGS)

General Electric Company - Pittsfield, Massachusetts
(Results are presented in parts per million, ppm)

Sample Delivery Group No.	Sample ID	Lab Sample ID	Date Collected	Matrix	Validation Level	Qualification	Compound	QA/QC Parameter	Value	Control Limits	Qualified Result	Notes							
Metals Cont.																			
G135-225	OPCA-MW-6 (Filtered)	G135-225-5	11/9/2006	Water	Tier II	Yes	Cobalt	Method Blank	-	-	ND(0.0100)								
							Cobalt	CRDL Standard %R	65.5%	80% to 120%	ND(0.0100) J								
							Copper	Method Blank	-	-	ND(0.200)								
							Copper	CCV %R	89.8%	90% to 110%	ND(0.200) J								
							Lead	Method Blank	-	-	ND(0.0100)								
							Lead	CRDL Standard %R	60.1%	80% to 120%	ND(0.0100) J								
							Nickel	Method Blank	-	-	ND(0.0500)								
							Nickel	CRDL Standard %R	69.5%	80% to 120%	ND(0.0500) J								
							Selenium	CRDL Standard %R	58.4%	80% to 120%	ND(0.0200) J								
							Silver	Method Blank	-	-	ND(0.0100)								
							Thallium	CRDL Standard %R	47.9%	80% to 120%	ND(0.0100) J								
							Vanadium	Method Blank	-	-	ND(0.0500)								
							Vanadium	CRDL Standard %R	52.9%	80% to 120%	ND(0.0500) J								
							Vanadium	CRDL Standard %R	45.1%	80% to 120%	ND(0.0100) J								
							Vanadium	Method Blank	-	-	ND(0.500)								
							G135-225	OPCA-MW-7 (Filtered)	G135-225-3	11/8/2006	Water	Tier II	Yes	Barium	CRDL Standard %R	63.8%	80% to 120%	ND(0.500) J	
														Beryllium	CRDL Standard %R	62.7%	80% to 120%	0.00363 J	
Cadmium	Method Blank	-	-	ND(0.00500)															
Cadmium	CCV %R	89.1%	90% to 110%	ND(0.00500) J															
Chromium	Method Blank	-	-	ND(0.0100)															
Cobalt	Method Blank	-	-	ND(0.0100)															
Cobalt	CRDL Standard %R	65.5%	80% to 120%	ND(0.0100) J															
Copper	Method Blank	-	-	ND(0.200)															
Copper	CCV %R	89.8%	90% to 110%	ND(0.200) J															
Lead	CRDL Standard %R	60.1%	80% to 120%	ND(0.0100) J															
Nickel	CRDL Standard %R	69.5%	80% to 120%	ND(0.0500) J															
Selenium	CRDL Standard %R	58.4%	80% to 120%	ND(0.0200) J															
Silver	Method Blank	-	-	ND(0.0100)															
Thallium	CRDL Standard %R	47.9%	80% to 120%	ND(0.0100) J															
Vanadium	Method Blank	-	-	ND(0.0500)															
Vanadium	CRDL Standard %R	52.9%	80% to 120%	ND(0.0500) J															
Vanadium	CRDL Standard %R	45.1%	80% to 120%	ND(0.0100) J															
Vanadium	Method Blank	-	-	ND(0.500)															
G135-225	OPCA-MW-8 (Filtered)	G135-225-2	11/8/2006	Water	Tier II	Yes								Barium	CRDL Standard %R	63.8%	80% to 120%	ND(0.500) J	
														Beryllium	CRDL Standard %R	62.7%	80% to 120%	ND(0.0100) J	
														Cadmium	Method Blank	-	-	ND(0.00500)	
														Cadmium	CCV %R	89.1%	90% to 110%	ND(0.00500) J	
														Chromium	Method Blank	-	-	ND(0.0100)	
							Cobalt	Method Blank	-	-	ND(0.0100)								
							Cobalt	CRDL Standard %R	65.5%	80% to 120%	ND(0.0100) J								
							Copper	Method Blank	-	-	ND(0.200)								
							Copper	CCV %R	89.8%	90% to 110%	ND(0.200) J								
							Lead	CRDL Standard %R	60.1%	80% to 120%	ND(0.0100) J								
							Nickel	Method Blank	-	-	ND(0.0500)								
							Nickel	CRDL Standard %R	69.5%	80% to 120%	ND(0.0500) J								
							Selenium	CRDL Standard %R	58.4%	80% to 120%	ND(0.0200) J								
							Silver	Method Blank	-	-	ND(0.0100)								
							Thallium	CRDL Standard %R	47.9%	80% to 120%	0.00717 J								
							Vanadium	CRDL Standard %R	52.9%	80% to 120%	ND(0.0500) J								
							VOCs												
							G135-219	78-1	G135-219-1a	11/7/2006	Water	Tier II	Yes	1,2-Dibromo-3-chloropropane	ICAL RRF	0.030	>0.05	ND(0.0050) J	
														1,4-Dioxane	ICAL RRF	0.001	>0.05	ND(0.10) J	
														2-Chloroethylvinylether	ICAL RRF	0.024	>0.05	ND(0.013) J	
														Acetone	ICAL RRF	0.039	>0.05	ND(0.0050) J	
														Acetone	CCAL %D	35.9%	<25%	ND(0.0050) J	
														Acrolein	ICAL RRF	0.001	>0.05	ND(0.025) J	
Acrylonitrile	ICAL RRF	0.033	>0.05	ND(0.025) J															
Isobutanol	ICAL RRF	0.005	>0.05	ND(0.050) J															
Propionitrile	ICAL RRF	0.014	>0.05	ND(0.020) J															
trans-1,4-Dichloro-2-butene	ICAL RRF	0.029	>0.05	ND(0.0050) J															
Vinyl Acetate	CCAL %D	27.2%	<25%	ND(0.0025) J															
G135-219	78-6	G135-219-2a	11/7/2006	Water	Tier II	Yes								1,2-Dibromo-3-chloropropane	ICAL RRF	0.030	>0.05	ND(0.0050) J	
														1,4-Dioxane	ICAL RRF	0.001	>0.05	ND(0.10) J	
														2-Chloroethylvinylether	ICAL RRF	0.024	>0.05	ND(0.013) J	
							Acetone	ICAL RRF	0.039	>0.05	ND(0.0050) J								
							Acetone	ICAL RRF	0.039	>0.05	ND(0.0050) J								

Table F-1
Analytical Data Validation Summary
Groundwater Management Area 4 - Fall 2006 (SGS)

General Electric Company - Pittsfield, Massachusetts
(Results are presented in parts per million, ppm)

Sample Delivery Group No.	Sample ID	Lab Sample ID	Date Collected	Matrix	Validation Level	Qualification	Compound	QA/QC Parameter	Value	Control Limits	Qualified Result	Notes
VOCs Cont.												
G135-219	78-6	G135-219-2a	11/7/2006	Water	Tier II	Yes	Acetone	CCAL %D	35.9%	<25%	ND(0.0050) J	
							Acrolein	ICAL RRF	0.001	>0.05	ND(0.025) J	
							Acrylonitrile	ICAL RRF	0.033	>0.05	ND(0.025) J	
							Isobutanol	ICAL RRF	0.005	>0.05	ND(0.050) J	
							Propionitrile	ICAL RRF	0.014	>0.05	ND(0.020) J	
							trans-1,4-Dichloro-2-butene	ICAL RRF	0.029	>0.05	ND(0.0050) J	
							Vinyl Acetate	CCAL %D	27.2%	<25%	ND(0.0025) J	
G135-219	GMA4-6	G135-219-3a	11/7/2006	Water	Tier II	Yes	1,2-Dibromo-3-chloropropane	ICAL RRF	0.030	>0.05	ND(0.0050) J	
							1,4-Dioxane	ICAL RRF	0.001	>0.05	ND(0.10) J	
							2-Chloroethylvinylether	ICAL RRF	0.024	>0.05	ND(0.013) J	
							Acetone	ICAL RRF	0.039	>0.05	ND(0.0050) J	
							Acetone	CCAL %D	35.9%	<25%	ND(0.0050) J	
							Acrolein	ICAL RRF	0.001	>0.05	ND(0.025) J	
							Acrylonitrile	ICAL RRF	0.033	>0.05	ND(0.025) J	
							Isobutanol	ICAL RRF	0.005	>0.05	ND(0.050) J	
							Propionitrile	ICAL RRF	0.014	>0.05	ND(0.020) J	
							trans-1,4-Dichloro-2-butene	ICAL RRF	0.029	>0.05	ND(0.0050) J	
							Vinyl Acetate	CCAL %D	27.2%	<25%	ND(0.0025) J	
G135-219	Trip Blank	G135-219-4a	11/7/2006	Water	Tier II	Yes	1,2-Dibromo-3-chloropropane	ICAL RRF	0.030	>0.05	ND(0.0050) J	
							1,4-Dioxane	ICAL RRF	0.001	>0.05	ND(0.10) J	
							2-Chloroethylvinylether	ICAL RRF	0.024	>0.05	ND(0.013) J	
							Acetone	ICAL RRF	0.039	>0.05	ND(0.0050) J	
							Acetone	CCAL %D	35.9%	<25%	ND(0.0050) J	
							Acrolein	ICAL RRF	0.001	>0.05	ND(0.025) J	
							Acrylonitrile	ICAL RRF	0.033	>0.05	ND(0.025) J	
							Isobutanol	ICAL RRF	0.005	>0.05	ND(0.050) J	
							Propionitrile	ICAL RRF	0.014	>0.05	ND(0.020) J	
							trans-1,4-Dichloro-2-butene	ICAL RRF	0.029	>0.05	ND(0.0050) J	
							Vinyl Acetate	CCAL %D	27.2%	<25%	ND(0.0025) J	
G135-225	GMA-4-BlindDup	G135-225-9b	11/9/2006	Water	Tier II	Yes	1,2-Dibromo-3-chloropropane	ICAL RRF	0.030	>0.05	ND(0.0050) J	OPCA-MW-4
							1,4-Dioxane	ICAL RRF	0.001	>0.05	ND(0.10) J	
							2-Butanone	CCAL %D	30.4%	<25%	ND(0.0050) J	
							2-Chloroethylvinylether	ICAL RRF	0.024	>0.05	ND(0.013) J	
							2-Hexanone	CCAL %D	27.9%	<25%	ND(0.0050) J	
							Acetone	ICAL RRF	0.039	>0.05	ND(0.0050) J	
							Acetone	CCAL %D	46.2%	<25%	ND(0.0050) J	
							Acrolein	ICAL RRF	0.001	>0.05	ND(0.025) J	
							Acrylonitrile	ICAL RRF	0.033	>0.05	ND(0.025) J	
							Bromomethane	CCAL %D	34.9%	<25%	ND(0.0010) J	
							Isobutanol	ICAL RRF	0.005	>0.05	ND(0.050) J	
							Propionitrile	ICAL RRF	0.014	>0.05	ND(0.020) J	
							trans-1,4-Dichloro-2-butene	ICAL RRF	0.029	>0.05	ND(0.0050) J	
							Vinyl Acetate	CCAL %D	32.7%	<25%	ND(0.0025) J	
G135-225	H78B-15	G135-225-7b	11/9/2006	Water	Tier II	Yes	1,2-Dibromo-3-chloropropane	ICAL RRF	0.030	>0.05	ND(0.0050) J	
							1,4-Dioxane	ICAL RRF	0.001	>0.05	ND(0.10) J	
							2-Butanone	CCAL %D	30.4%	<25%	ND(0.0050) J	
							2-Chloroethylvinylether	ICAL RRF	0.024	>0.05	ND(0.013) J	
							2-Hexanone	CCAL %D	27.9%	<25%	ND(0.0050) J	
							Acetone	ICAL RRF	0.039	>0.05	ND(0.0050) J	
							Acetone	CCAL %D	46.2%	<25%	ND(0.0050) J	
							Acrolein	ICAL RRF	0.001	>0.05	ND(0.025) J	
							Acrylonitrile	ICAL RRF	0.033	>0.05	ND(0.025) J	
							Bromomethane	CCAL %D	34.9%	<25%	ND(0.0010) J	
							Isobutanol	ICAL RRF	0.005	>0.05	ND(0.050) J	
							Propionitrile	ICAL RRF	0.014	>0.05	ND(0.020) J	
							trans-1,4-Dichloro-2-butene	ICAL RRF	0.029	>0.05	ND(0.0050) J	
							Vinyl Acetate	CCAL %D	32.7%	<25%	ND(0.0025) J	
G135-225	OPCA-MW-1R	G135-225-1b	11/8/2006	Water	Tier II	Yes	1,2-Dibromo-3-chloropropane	ICAL RRF	0.022	>0.05	ND(0.0050) J	
							1,4-Dioxane	ICAL RRF	0.001	>0.05	ND(0.10) J	
							2-Butanone	ICAL RRF	0.049	>0.05	ND(0.0050) J	
							2-Chloroethylvinylether	ICAL RRF	0.014	>0.05	ND(0.013) J	
							Acetone	ICAL RRF	0.034	>0.05	ND(0.0050) J	
							Acetone	CCAL %D	29.4%	<25%	ND(0.0050) J	
							Acetonitrile	ICAL RRF	0.006	>0.05	ND(0.020) J	
							Acrolein	ICAL RRF	0.013	>0.05	ND(0.025) J	

Table F-1
Analytical Data Validation Summary
Groundwater Management Area 4 - Fall 2006 (SGS)

General Electric Company - Pittsfield, Massachusetts
(Results are presented in parts per million, ppm)

Sample Delivery Group No.	Sample ID	Lab Sample ID	Date Collected	Matrix	Validation Level	Qualification	Compound	QA/QC Parameter	Value	Control Limits	Qualified Result	Notes
VOCs Cont.												
G135-225	OPCA-MW-1R	G135-225-1b	11/8/2006	Water	Tier II	Yes	Acrylonitrile	ICAL RRF	0.030	>0.05	ND(0.025) J	
							Iodomethane	CCAL %D	71.2%	<25%	ND(0.0010) J	
							Methacrylonitrile	ICAL RRF	0.049	>0.05	ND(0.010) J	
							Propionitrile	ICAL RRF	0.009	>0.05	ND(0.020) J	
							trans-1,4-Dichloro-2-butene	ICAL RRF	0.037	>0.05	ND(0.0050) J	
G135-225	OPCA-MW-2	G135-225-8b	11/9/2006	Water	Tier II	Yes	1,2-Dibromo-3-chloropropane	ICAL RRF	0.030	>0.05	ND(0.0050) J	
							1,4-Dioxane	ICAL RRF	0.001	>0.05	ND(0.10) J	
							2-Butanone	CCAL %D	30.4%	<25%	ND(0.0050) J	
							2-Chloroethylvinylether	ICAL RRF	0.024	>0.05	ND(0.013) J	
							2-Hexanone	CCAL %D	27.9%	<25%	ND(0.0050) J	
							Acetone	ICAL RRF	0.039	>0.05	ND(0.0050) J	
							Acetone	CCAL %D	46.2%	<25%	ND(0.0050) J	
							Acrolein	ICAL RRF	0.001	>0.05	ND(0.025) J	
							Acrylonitrile	ICAL RRF	0.033	>0.05	ND(0.025) J	
							Bromomethane	CCAL %D	34.9%	<25%	ND(0.0010) J	
							Isobutanol	ICAL RRF	0.005	>0.05	ND(0.050) J	
							Propionitrile	ICAL RRF	0.014	>0.05	ND(0.020) J	
							trans-1,4-Dichloro-2-butene	ICAL RRF	0.029	>0.05	ND(0.0050) J	
							Vinyl Acetate	CCAL %D	32.7%	<25%	ND(0.0025) J	
							G135-225	OPCA-MW-3	G135-225-10a	11/10/2006	Water	Tier II
1,4-Dioxane	ICAL RRF	0.001	>0.05	ND(0.10) J								
2-Butanone	CCAL %D	28.6%	<25%	ND(0.0050) J								
2-Butanone	CCAL RRF	0.040	>0.05	ND(0.0050) J								
2-Chloroethylvinylether	MS/MSD %R	0.0%	0.0%	10% to 283%	R							
Acetone	ICAL RRF	0.039	>0.05	ND(0.0050) J								
Acetone	CCAL %D	33.3%	<25%	ND(0.0050) J								
Acrolein	ICAL RRF	0.001	>0.05	ND(0.025) J								
Acrylonitrile	ICAL RRF	0.033	>0.05	ND(0.025) J								
Bromomethane	CCAL %D	30.2%	<25%	ND(0.0010) J								
Iodomethane	CCAL %D	57.2%	<25%	ND(0.0010) J								
Isobutanol	ICAL RRF	0.005	>0.05	ND(0.050) J								
Propionitrile	ICAL RRF	0.014	>0.05	ND(0.020) J								
trans-1,4-Dichloro-2-butene	ICAL RRF	0.029	>0.05	ND(0.0050) J								
Vinyl Acetate	CCAL %D	30.2%	<25%	ND(0.0025) J								
G135-225	OPCA-MW-4	G135-225-4b	11/9/2006	Water	Tier II	Yes	1,2-Dibromo-3-chloropropane	ICAL RRF	0.030	>0.05	ND(0.0050) J	
							1,4-Dioxane	ICAL RRF	0.001	>0.05	ND(0.10) J	
							2-Butanone	CCAL %D	30.4%	<25%	ND(0.0050) J	
							2-Chloroethylvinylether	ICAL RRF	0.024	>0.05	ND(0.013) J	
							2-Hexanone	CCAL %D	27.9%	<25%	ND(0.0050) J	
							Acetone	ICAL RRF	0.039	>0.05	ND(0.0050) J	
							Acetone	CCAL %D	46.2%	<25%	ND(0.0050) J	
							Acrolein	ICAL RRF	0.001	>0.05	ND(0.025) J	
							Acrylonitrile	ICAL RRF	0.033	>0.05	ND(0.025) J	
							Bromomethane	CCAL %D	34.9%	<25%	ND(0.0010) J	
							Isobutanol	ICAL RRF	0.005	>0.05	ND(0.050) J	
							Propionitrile	ICAL RRF	0.014	>0.05	ND(0.020) J	
							trans-1,4-Dichloro-2-butene	ICAL RRF	0.029	>0.05	ND(0.0050) J	
							Vinyl Acetate	CCAL %D	32.7%	<25%	ND(0.0025) J	
							G135-225	OPCA-MW-5R	G135-225-6b	11/9/2006	Water	Tier II
1,4-Dioxane	ICAL RRF	0.001	>0.05	ND(0.10) J								
2-Butanone	CCAL %D	30.4%	<25%	ND(0.0050) J								
2-Chloroethylvinylether	ICAL RRF	0.024	>0.05	ND(0.013) J								
2-Hexanone	CCAL %D	27.9%	<25%	ND(0.0050) J								
Acetone	ICAL RRF	0.039	>0.05	ND(0.0050) J								
Acetone	CCAL %D	46.2%	<25%	ND(0.0050) J								
Acrolein	ICAL RRF	0.001	>0.05	ND(0.025) J								
Acrylonitrile	ICAL RRF	0.033	>0.05	ND(0.025) J								
Bromomethane	CCAL %D	34.9%	<25%	ND(0.0010) J								
Isobutanol	ICAL RRF	0.005	>0.05	ND(0.050) J								
Propionitrile	ICAL RRF	0.014	>0.05	ND(0.020) J								
trans-1,4-Dichloro-2-butene	ICAL RRF	0.029	>0.05	ND(0.0050) J								
Vinyl Acetate	CCAL %D	32.7%	<25%	ND(0.0025) J								
G135-225	OPCA-MW-6	G135-225-5b	11/9/2006	Water	Tier II	Yes						
							1,4-Dioxane	ICAL RRF	0.001	>0.05	ND(0.10) J	
							2-Butanone	CCAL %D	30.4%	<25%	ND(0.0050) J	

Table F-1
Analytical Data Validation Summary
Groundwater Management Area 4 - Fall 2006 (SGS)

General Electric Company - Pittsfield, Massachusetts
(Results are presented in parts per million, ppm)

Sample Delivery Group No.	Sample ID	Lab Sample ID	Date Collected	Matrix	Validation Level	Qualification	Compound	QA/QC Parameter	Value	Control Limits	Qualified Result	Notes							
VOCs Cont.																			
G135-225	OPCA-MW-6	G135-225-5b	11/9/2006	Water	Tier II	Yes	2-Chloroethylvinylether	ICAL RRF	0.024	>0.05	ND(0.013) J								
							2-Hexanone	CCAL %D	27.9%	<25%	ND(0.0050) J								
							Acetone	ICAL RRF	0.039	>0.05	ND(0.0050) J								
							Acetone	CCAL %D	46.2%	<25%	ND(0.0050) J								
							Acrolein	ICAL RRF	0.001	>0.05	ND(0.025) J								
							Acrylonitrile	ICAL RRF	0.033	>0.05	ND(0.025) J								
							Bromomethane	CCAL %D	34.9%	<25%	ND(0.0010) J								
							Isobutanol	ICAL RRF	0.005	>0.05	ND(0.050) J								
							Propionitrile	ICAL RRF	0.014	>0.05	ND(0.020) J								
							trans-1,4-Dichloro-2-butene	ICAL RRF	0.029	>0.05	ND(0.0050) J								
							Vinyl Acetate	CCAL %D	32.7%	<25%	ND(0.0025) J								
							G135-225	OPCA-MW-7	G135-225-3b	11/8/2006	Water	Tier II	Yes	1,2-Dibromo-3-chloropropane	ICAL RRF	0.022	>0.05	ND(0.0050) J	
														1,4-Dioxane	ICAL RRF	0.001	>0.05	ND(0.10) J	
														2-Butanone	ICAL RRF	0.049	>0.05	ND(0.0050) J	
2-Chloroethylvinylether	ICAL RRF	0.014	>0.05	ND(0.013) J															
Acetone	ICAL RRF	0.034	>0.05	ND(0.0050) J															
Acetone	CCAL %D	29.4%	<25%	ND(0.0050) J															
Acetonitrile	ICAL RRF	0.006	>0.05	ND(0.020) J															
Acrolein	ICAL RRF	0.013	>0.05	ND(0.025) J															
Acrylonitrile	ICAL RRF	0.030	>0.05	ND(0.025) J															
Iodomethane	CCAL %D	71.2%	<25%	ND(0.0010) J															
Methacrylonitrile	ICAL RRF	0.049	>0.05	ND(0.010) J															
Propionitrile	ICAL RRF	0.009	>0.05	ND(0.020) J															
trans-1,4-Dichloro-2-butene	ICAL RRF	0.037	>0.05	ND(0.0050) J															
G135-225	OPCA-MW-8	G135-225-2b	11/8/2006	Water	Tier II	Yes								1,2-Dibromo-3-chloropropane	ICAL RRF	0.022	>0.05	ND(0.0050) J	
							1,4-Dioxane	ICAL RRF	0.001	>0.05	ND(0.10) J								
							2-Butanone	ICAL RRF	0.049	>0.05	ND(0.0050) J								
							2-Chloroethylvinylether	ICAL RRF	0.014	>0.05	ND(0.013) J								
							Acetone	ICAL RRF	0.034	>0.05	ND(0.0050) J								
							Acetone	CCAL %D	29.4%	<25%	ND(0.0050) J								
							Acetonitrile	ICAL RRF	0.006	>0.05	ND(0.020) J								
							Acrolein	ICAL RRF	0.013	>0.05	ND(0.025) J								
							Acrylonitrile	ICAL RRF	0.030	>0.05	ND(0.025) J								
							Iodomethane	CCAL %D	71.2%	<25%	ND(0.0010) J								
							Methacrylonitrile	ICAL RRF	0.049	>0.05	ND(0.010) J								
							Propionitrile	ICAL RRF	0.009	>0.05	ND(0.020) J								
							trans-1,4-Dichloro-2-butene	ICAL RRF	0.037	>0.05	ND(0.0050) J								
							G135-225	TripBlank	G135-225-11a	11/10/2006	Water	Tier II	Yes	1,2-Dibromo-3-chloropropane	ICAL RRF	0.030	>0.05	ND(0.0050) J	
1,4-Dioxane	ICAL RRF	0.001	>0.05	ND(0.10) J															
2-Butanone	CCAL %D	28.6%	<25%	ND(0.0050) J															
2-Butanone	CCAL RRF	0.040	>0.05	ND(0.0050) J															
2-Chloroethylvinylether	ICAL RRF	0.024	>0.05	ND(0.013) J															
Acetone	ICAL RRF	0.039	>0.05	ND(0.0050) J															
Acetone	CCAL %D	33.3%	<25%	ND(0.0050) J															
Acrolein	ICAL RRF	0.001	>0.05	ND(0.025) J															
Acrylonitrile	ICAL RRF	0.033	>0.05	ND(0.025) J															
Bromomethane	CCAL %D	30.2%	<25%	ND(0.0010) J															
Iodomethane	CCAL %D	57.2%	<25%	ND(0.0010) J															
Isobutanol	ICAL RRF	0.005	>0.05	ND(0.050) J															
Propionitrile	ICAL RRF	0.014	>0.05	ND(0.020) J															
trans-1,4-Dichloro-2-butene	ICAL RRF	0.029	>0.05	ND(0.0050) J															
Vinyl Acetate	CCAL %D	30.2%	<25%	ND(0.0025) J															
SVOCs																			
G135-219	78-1	G135-219-1M	11/7/2006	Water	Tier II	Yes	2,4-Dimethylphenol	CCAL %D	51.3%	<25%	ND(0.010) J								
							2-Naphthylamine	ICAL RRF	0.026	>0.05	ND(0.050) J								
							2-Naphthylamine	CCAL %D	157.7%	<25%	ND(0.050) J								
							2-Picoline	CCAL %D	27.4%	<25%	ND(0.010) J								
							3&4-Methylphenol	LCS %R	71.7%	72.1% to 101%	ND(0.010) J								
							3,3'-Dichlorobenzidine	CCAL %D	47.7%	<25%	ND(0.020) J								
							3,3'-Dichlorobenzidine	MS/MSD RPD	91.0%	<30%	ND(0.020) J								
							3-Nitroaniline	CCAL %D	92.0%	<25%	ND(0.050) J								
							4-Chloroaniline	MSD %R	6.2%	12.0% to 198%	R								
							4-Nitroaniline	CCAL %D	27.4%	<25%	ND(0.050) J								
							4-Nitroquinoline-1-oxide	ICAL RRF	0.046	>0.05	ND(0.050) J								
							4-Nitroquinoline-1-oxide	CCAL %D	84.8%	<25%	ND(0.050) J								

Table F-1
Analytical Data Validation Summary
Groundwater Management Area 4 - Fall 2006 (SGS)

General Electric Company - Pittsfield, Massachusetts
(Results are presented in parts per million, ppm)

Sample Delivery Group No.	Sample ID	Lab Sample ID	Date Collected	Matrix	Validation Level	Qualification	Compound	QA/QC Parameter	Value	Control Limits	Qualified Result	Notes
SVOCs Cont.												
G135-219	78-1	G135-219-1M	11/7/2006	Water	Tier II	Yes	4-Phenylenediamine	ICAL RRF	0.021	>0.05	ND(0.020) J	
							5-Nitro-o-toluidine	CCAL %D	94.9%	<25%	ND(0.010) J	
							5-Nitro-o-toluidine	CCAL RRF	0.012	>0.05	ND(0.010) J	
							a,a'-Dimethylphenethylamine	ICAL RRF	0.013	>0.05	ND(0.050) J	
							Aniline	CCAL %D	35.5%	<25%	ND(0.010) J	
							Aramite	ICAL RRF	0.002	>0.05	ND(0.010) J	
							Aramite	CCAL %D	50.0%	<25%	ND(0.010) J	
							Benzidine	ICAL RRF	0.017	>0.05	ND(0.020) J	
							Benzidine	CCAL %D	99.2%	<25%	ND(0.020) J	
							Benzyl Alcohol	MS/MSD RPD	47.3%	<30%	ND(0.020) J	
							Benzyl Alcohol	MS/MSD %R	42.9%, 26.5%	62.0% to 104%	ND(0.020) J	
							4-Chlorobenzilate	CCAL %D	40.2%	<25%	ND(0.010) J	
							Di-n-Octylphthalate	CCAL %D	25.8%	<25%	ND(0.010) J	
							Hexachlorocyclopentadiene	CCAL %D	26.9%	<25%	ND(0.020) J	
							Hexachlorophene	ICAL RRF	0.048	>0.05	ND(0.010) J	
							Naphthalene	CCAL %D	34.3%	<25%	ND(0.010) J	
							o-Toluidine	CCAL %D	100.0%	<25%	ND(0.010) J	
							o-Toluidine	CCAL RRF	0.000	>0.05	ND(0.010) J	
							Pyridine	MS/MSD %R	0.0%, 9.6%	50.0% to 150%	R	
G135-219	78-6	G135-219-2N	11/7/2006	Water	Tier II	Yes	2,4-Dimethylphenol	CCAL %D	47.7%	<25%	ND(0.011) J	
							2-Acetylaminofluorene	CCAL %D	32.4%	<25%	ND(0.022) J	
							2-Naphthylamine	ICAL RRF	0.026	>0.05	ND(0.054) J	
							2-Naphthylamine	CCAL %D	153.8%	<25%	ND(0.054) J	
							2-Picoline	CCAL %D	72.2%	<25%	ND(0.011) J	
							3&4-Methylphenol	LCS %R	71.7%	72.1% to 101%	ND(0.011) J	
							3,3'-Dichlorobenzidine	CCAL %D	59.1%	<25%	ND(0.022) J	
							3-Nitroaniline	CCAL %D	56.0%	<25%	ND(0.054) J	
							4-Chloroaniline	CCAL %D	45.4%	<25%	ND(0.054) J	
							4-Chlorobenzilate	CCAL %D	28.2%	<25%	ND(0.011) J	
							4-Nitroquinoline-1-oxide	ICAL RRF	0.046	>0.05	ND(0.054) J	
							4-Nitroquinoline-1-oxide	CCAL %D	91.3%	<25%	ND(0.054) J	
							4-Phenylenediamine	ICAL RRF	0.021	>0.05	ND(0.022) J	
							a,a'-Dimethylphenethylamine	ICAL RRF	0.013	>0.05	ND(0.054) J	
							Aniline	CCAL %D	48.1%	<25%	ND(0.011) J	
							Aramite	ICAL RRF	0.002	>0.05	ND(0.011) J	
							Aramite	CCAL %D	50.0%	<25%	ND(0.011) J	
							Benzidine	ICAL RRF	0.017	>0.05	ND(0.022) J	
							Benzidine	CCAL %D	99.2%	<25%	ND(0.022) J	
							Benzyl Alcohol	CCAL %D	26.8%	<25%	ND(0.022) J	
							Dibenzo(a,h)anthracene	CCAL %D	25.1%	<25%	ND(0.011) J	
							Hexachlorophene	ICAL RRF	0.048	>0.05	ND(0.011) J	
							Methapyrilene	CCAL %D	49.6%	<25%	ND(0.011) J	
							Naphthalene	CCAL %D	34.0%	<25%	ND(0.011) J	
							o-Toluidine	CCAL %D	123.3%	<25%	ND(0.011) J	
							Pyridine	CCAL %D	53.3%	<25%	ND(0.011) J	
G135-219	GMA4-6	G135-219-3M	11/7/2006	Water	Tier II	Yes	2,4-Dimethylphenol	CCAL %D	51.3%	<25%	ND(0.010) J	
							2-Naphthylamine	ICAL RRF	0.026	>0.05	ND(0.050) J	
							2-Naphthylamine	CCAL %D	157.7%	<25%	ND(0.050) J	
							2-Picoline	CCAL %D	27.4%	<25%	ND(0.010) J	
							3&4-Methylphenol	LCS %R	71.7%	72.1% to 101%	ND(0.010) J	
							3,3'-Dichlorobenzidine	CCAL %D	47.7%	<25%	ND(0.020) J	
							3-Nitroaniline	CCAL %D	92.0%	<25%	ND(0.050) J	
							4-Chloroaniline	CCAL %D	112.9%	<25%	ND(0.050) J	
							4-Chlorobenzilate	CCAL %D	40.2%	<25%	ND(0.010) J	
							4-Nitroaniline	CCAL %D	27.4%	<25%	ND(0.050) J	
							4-Nitroquinoline-1-oxide	ICAL RRF	0.046	>0.05	ND(0.050) J	
							4-Nitroquinoline-1-oxide	CCAL %D	84.8%	<25%	ND(0.050) J	
							4-Phenylenediamine	ICAL RRF	0.021	>0.05	ND(0.020) J	
							5-Nitro-o-toluidine	CCAL %D	94.9%	<25%	ND(0.010) J	
							5-Nitro-o-toluidine	CCAL RRF	0.012	>0.05	ND(0.010) J	
							a,a'-Dimethylphenethylamine	ICAL RRF	0.013	>0.05	ND(0.050) J	
							Aniline	CCAL %D	35.5%	<25%	ND(0.010) J	
							Aramite	ICAL RRF	0.002	>0.05	ND(0.010) J	
							Aramite	CCAL %D	50.0%	<25%	ND(0.010) J	
							Benzidine	ICAL RRF	0.017	>0.05	ND(0.020) J	

Table F-1
Analytical Data Validation Summary
Groundwater Management Area 4 - Fall 2006 (SGS)

General Electric Company - Pittsfield, Massachusetts
(Results are presented in parts per million, ppm)

Sample Delivery Group No.	Sample ID	Lab Sample ID	Date Collected	Matrix	Validation Level	Qualification	Compound	QA/QC Parameter	Value	Control Limits	Qualified Result	Notes
SVOCs Cont.												
G135-219	GMA4-6	G135-219-3M	11/7/2006	Water	Tier II	Yes	Benzidine	CCAL %D	99.2%	<25%	ND(0.020) J	
							Di-n-Octylphthalate	CCAL %D	25.8%	<25%	ND(0.010) J	
							Hexachlorocyclopentadiene	CCAL %D	26.9%	<25%	ND(0.020) J	
							Hexachlorophene	ICAL RRF	0.048	>0.05	ND(0.010) J	
							Naphthalene	CCAL %D	34.3%	<25%	ND(0.010) J	
							o-Toluidine	CCAL %D	100.0%	<25%	ND(0.010) J	
							o-Toluidine	CCAL RRF	0.000	>0.05	ND(0.010) J	
G135-225	GMA-4-BlindDup	G135-225-90	11/9/2006	Water	Tier II	Yes	2,4-Dimethylphenol	CCAL %D	46.5%	<25%	ND(0.010) J	OPCA-MW-4
							2-Acetylaminofluorene	CCAL %D	28.6%	<25%	ND(0.020) J	
							2-Naphthylamine	ICAL RRF	0.026	>0.05	ND(0.050) J	
							2-Naphthylamine	CCAL %D	153.8%	<25%	ND(0.050) J	
							2-Picoline	CCAL %D	41.1%	<25%	ND(0.010) J	
							3,3'-Dichlorobenzidine	LCS %R	0.0%	42.7% to 298%	R	
							3-Nitroaniline	CCAL %D	57.6%	<25%	ND(0.050) J	
							4-Chloroaniline	CCAL %D	66.9%	<25%	ND(0.050) J	
							4-Chlorobenzilate	CCAL %D	33.0%	<25%	ND(0.010) J	
							4-Nitroquinoline-1-oxide	ICAL RRF	0.046	>0.05	ND(0.050) J	
							4-Nitroquinoline-1-oxide	CCAL %D	84.8%	<25%	ND(0.050) J	
							4-Phenylenediamine	ICAL RRF	0.021	>0.05	ND(0.020) J	
							5-Nitro-o-toluidine	CCAL %D	93.2%	<25%	ND(0.010) J	
							a,a'-Dimethylphenethylamine	ICAL RRF	0.013	>0.05	ND(0.050) J	
							Aramite	ICAL RRF	0.002	>0.05	ND(0.010) J	
							Aramite	CCAL %D	50.0%	<25%	ND(0.010) J	
							Benzidine	ICAL RRF	0.017	>0.05	ND(0.020) J	
							Benzidine	CCAL %D	99.2%	<25%	ND(0.020) J	
							Hexachlorocyclopentadiene	CCAL %D	25.4%	<25%	ND(0.020) J	
							Hexachlorophene	ICAL RRF	0.048	>0.05	ND(0.010) J	
							Naphthalene	CCAL %D	33.7%	<25%	ND(0.010) J	
							Naphthalene	LCS %R	53.5%	54.1% to 105%	ND(0.010) J	
							o-Toluidine	CCAL %D	777.2%	<25%	ND(0.010) J	
							Pyridine	CCAL %D	100.0%	<25%	ND(0.010) J	
							Pyridine	CCAL RRF	0.000	>0.05	ND(0.010) J	
G135-225	H78B-15	G135-225-7L	11/9/2006	Water	Tier II	Yes	2,4-Dimethylphenol	CCAL %D	47.7%	<25%	ND(0.010) J	
							2-Acetylaminofluorene	CCAL %D	32.4%	<25%	ND(0.020) J	
							2-Naphthylamine	ICAL RRF	0.026	>0.05	ND(0.050) J	
							2-Naphthylamine	CCAL %D	153.8%	<25%	ND(0.050) J	
							2-Picoline	CCAL %D	72.2%	<25%	ND(0.010) J	
							3&4-Methylphenol	LCS %R	71.2%	72.1% to 101%	ND(0.010) J	
							3,3'-Dichlorobenzidine	CCAL %D	59.1%	<25%	ND(0.020) J	
							3-Nitroaniline	CCAL %D	56.0%	<25%	ND(0.050) J	
							4-Chloroaniline	CCAL %D	45.4%	<25%	ND(0.050) J	
							4-Chlorobenzilate	CCAL %D	28.2%	<25%	ND(0.010) J	
							4-Nitroquinoline-1-oxide	ICAL RRF	0.046	>0.05	ND(0.050) J	
							4-Nitroquinoline-1-oxide	CCAL %D	91.3%	<25%	ND(0.050) J	
							4-Phenylenediamine	ICAL RRF	0.021	>0.05	ND(0.020) J	
							a,a'-Dimethylphenethylamine	ICAL RRF	0.013	>0.05	ND(0.050) J	
							Aniline	CCAL %D	48.1%	<25%	ND(0.010) J	
							Aramite	ICAL RRF	0.002	>0.05	ND(0.010) J	
							Aramite	CCAL %D	50.0%	<25%	ND(0.010) J	
							Benzidine	ICAL RRF	0.017	>0.05	ND(0.020) J	
							Benzidine	CCAL %D	99.2%	<25%	ND(0.020) J	
							Benzyl Alcohol	CCAL %D	26.8%	<25%	ND(0.020) J	
							Dibenzo(a,h)anthracene	CCAL %D	25.1%	<25%	ND(0.010) J	
							Hexachlorophene	ICAL RRF	0.048	>0.05	ND(0.010) J	
							Hexachlorophene	ICAL RRF	0.048	>0.05	ND(0.010) J	
							Methapyrene	CCAL %D	49.6%	<25%	ND(0.010) J	
							Naphthalene	CCAL %D	34.0%	<25%	ND(0.010) J	
							o-Toluidine	CCAL %D	123.3%	<25%	ND(0.010) J	
							Pyridine	CCAL %D	53.3%	<25%	ND(0.010) J	
G135-225	OPCA-MW-1R	G135-225-1M	11/8/2006	Water	Tier II	Yes	2,4-Dimethylphenol	CCAL %D	47.7%	<25%	ND(0.010) J	
							2-Acetylaminofluorene	CCAL %D	32.4%	<25%	ND(0.020) J	
							2-Naphthylamine	ICAL RRF	0.026	>0.05	ND(0.050) J	
							2-Naphthylamine	CCAL %D	153.8%	<25%	ND(0.050) J	
							2-Picoline	CCAL %D	72.2%	<25%	ND(0.010) J	
							3&4-Methylphenol	LCS %R	71.2%	72.1% to 101%	ND(0.010) J	

Table F-1
Analytical Data Validation Summary
Groundwater Management Area 4 - Fall 2006 (SGS)

General Electric Company - Pittsfield, Massachusetts
(Results are presented in parts per million, ppm)

Sample Delivery Group No.	Sample ID	Lab Sample ID	Date Collected	Matrix	Validation Level	Qualification	Compound	QA/QC Parameter	Value	Control Limits	Qualified Result	Notes
SVOCs Cont.												
G135-225	OPCA-MW-1R	G135-225-1M	11/8/2006	Water	Tier II	Yes	3,3'-Dichlorobenzidine	CCAL %D	59.1%	<25%	ND(0.020) J	
							3-Nitroaniline	CCAL %D	56.0%	<25%	ND(0.050) J	
							4-Chloroaniline	CCAL %D	45.4%	<25%	ND(0.050) J	
							4-Chlorobenzilate	CCAL %D	28.2%	<25%	ND(0.010) J	
							4-Nitroquinoline-1-oxide	ICAL RRF	0.046	>0.05	ND(0.050) J	
							4-Nitroquinoline-1-oxide	CCAL %D	91.3%	<25%	ND(0.050) J	
							4-Phenylenediamine	ICAL RRF	0.021	>0.05	ND(0.020) J	
							a,a'-Dimethylphenethylamine	ICAL RRF	0.013	>0.05	ND(0.050) J	
							Aniline	CCAL %D	48.1%	<25%	ND(0.010) J	
							Aramite	ICAL RRF	0.002	>0.05	ND(0.010) J	
							Aramite	CCAL %D	50.0%	<25%	ND(0.010) J	
							Benzidine	ICAL RRF	0.017	>0.05	ND(0.020) J	
							Benzidine	CCAL %D	99.2%	<25%	ND(0.020) J	
							Benzyl Alcohol	CCAL %D	26.8%	<25%	ND(0.020) J	
							Dibenzo(a,h)anthracene	CCAL %D	25.1%	<25%	ND(0.010) J	
							Hexachlorophene	ICAL RRF	0.048	>0.05	ND(0.010) J	
							Methapyrene	CCAL %D	49.6%	<25%	ND(0.010) J	
							Naphthalene	CCAL %D	34.0%	<25%	ND(0.010) J	
							o-Toluidine	CCAL %D	123.3%	<25%	ND(0.010) J	
							Pyridine	CCAL %D	53.3%	<25%	ND(0.010) J	
G135-225	OPCA-MW-2	G135-225-8L	11/9/2006	Water	Tier II	Yes	2,4-Dimethylphenol	CCAL %D	46.5%	<25%	ND(0.010) J	
							2-Acetylaminofluorene	CCAL %D	28.6%	<25%	ND(0.020) J	
							2-Naphthylamine	ICAL RRF	0.026	>0.05	ND(0.050) J	
							2-Naphthylamine	CCAL %D	153.8%	<25%	ND(0.050) J	
							2-Picoline	CCAL %D	41.1%	<25%	ND(0.010) J	
							3&4-Methylphenol	LCS %R	71.2%	72.1% to 101%	ND(0.010) J	
							3,3'-Dichlorobenzidine	CCAL %D	39.2%	<25%	ND(0.020) J	
							3-Nitroaniline	CCAL %D	57.6%	<25%	ND(0.050) J	
							4-Chloroaniline	CCAL %D	66.9%	<25%	ND(0.050) J	
							4-Chlorobenzilate	CCAL %D	33.0%	<25%	ND(0.010) J	
							4-Nitroquinoline-1-oxide	ICAL RRF	0.046	>0.05	ND(0.050) J	
							4-Nitroquinoline-1-oxide	CCAL %D	84.8%	<25%	ND(0.050) J	
							4-Phenylenediamine	ICAL RRF	0.021	>0.05	ND(0.020) J	
							5-Nitro-o-toluidine	CCAL %D	93.2%	<25%	ND(0.010) J	
							a,a'-Dimethylphenethylamine	ICAL RRF	0.013	>0.05	ND(0.050) J	
							Aramite	ICAL RRF	0.002	>0.05	ND(0.010) J	
							Aramite	CCAL %D	50.0%	<25%	ND(0.010) J	
							Benzidine	ICAL RRF	0.017	>0.05	ND(0.020) J	
							Benzidine	CCAL %D	99.2%	<25%	ND(0.020) J	
							Hexachlorocyclopentadiene	CCAL %D	25.4%	<25%	ND(0.020) J	
							Hexachlorophene	ICAL RRF	0.048	>0.05	ND(0.010) J	
							Naphthalene	CCAL %D	33.7%	<25%	ND(0.010) J	
							o-Toluidine	CCAL %D	777.2%	<25%	ND(0.010) J	
							Pyridine	CCAL %D	100.0%	<25%	ND(0.010) J	
							Pyridine	CCAL RRF	0.000	>0.05	ND(0.010) J	
G135-225	OPCA-MW-3	G135-225-10AM	11/10/2006	Water	Tier II	Yes	2,4,5-Trichlorophenol	MSD %R	52.1%	62.0% to 100%	ND(0.010) J	
							2,4,5-Trichlorophenol	MS/MSD RPD	47.1%	<30%	ND(0.010) J	
							2,4-Dichlorophenol	MSD %R	42.7%	61.0% to 97.0%	ND(0.010) J	
							2,4-Dichlorophenol	MS/MSD RPD	54.0%	<30%	ND(0.010) J	
							2,4-Dimethylphenol	CCAL %D	46.5%	<25%	ND(0.010) J	
							2-Acetylaminofluorene	CCAL %D	28.6%	<25%	ND(0.020) J	
							2-Chlorophenol	MSD %R	33.1%	59.0% to 95.0%	ND(0.010) J	
							2-Chlorophenol	MS/MSD RPD	72.8%	<30%	ND(0.010) J	
							2-Methylphenol	MSD %R	57.5%	62.0% to 99.0%	ND(0.010) J	
							2-Methylphenol	MS/MSD RPD	57.5%	<30%	ND(0.010) J	
							2-Naphthylamine	ICAL RRF	0.026	>0.05	ND(0.050) J	
							2-Naphthylamine	CCAL %D	153.8%	<25%	ND(0.050) J	
							2-Nitrophenol	MSD %R	43.8%	50.0% to 97.0%	ND(0.010) J	
							2-Nitrophenol	MS/MSD RPD	52.8%	<30%	ND(0.010) J	
							2-Picoline	CCAL %D	41.1%	<25%	ND(0.010) J	
							3&4-Methylphenol	MS/MSD RPD	39.9%	<30%	ND(0.010) J	
							3,3'-Dichlorobenzidine	LCS %R	0.0%	42.7% to 298%	R	
							3-Nitroaniline	CCAL %D	57.6%	<25%	ND(0.050) J	
							4-Chloro-3-Methylphenol	MSD %R	60.7%	67.0% to 109%	ND(0.010) J	
							4-Chloro-3-Methylphenol	MS/MSD RPD	31.9%	<30%	ND(0.010) J	

Table F-1
Analytical Data Validation Summary
Groundwater Management Area 4 - Fall 2006 (SGS)

General Electric Company - Pittsfield, Massachusetts
(Results are presented in parts per million, ppm)

Sample Delivery Group No.	Sample ID	Lab Sample ID	Date Collected	Matrix	Validation Level	Qualification	Compound	QA/QC Parameter	Value	Control Limits	Qualified Result	Notes							
SVOCs Cont.																			
G135-225	OPCA-MW-3	G135-225-10AM	11/10/2006	Water	Tier II	Yes	4-Chloroaniline	CCAL %D	66.9%	<25%	ND(0.050) J								
							4-Chlorobenzilate	CCAL %D	33.0%	<25%	ND(0.010) J								
							4-Nitroquinoline-1-oxide	ICAL RRF	0.046	>0.05	ND(0.050) J								
							4-Nitroquinoline-1-oxide	CCAL %D	84.8%	<25%	ND(0.050) J								
							4-Phenylenediamine	ICAL RRF	0.021	>0.05	ND(0.020) J								
							5-Nitro- <i>o</i> -toluidine	CCAL %D	93.2%	<25%	ND(0.010) J								
							a,a'-Dimethylphenethylamine	ICAL RRF	0.013	>0.05	ND(0.050) J								
							Aramite	ICAL RRF	0.002	>0.05	ND(0.010) J								
							Aramite	CCAL %D	50.0%	<25%	ND(0.010) J								
							Benzidine	ICAL RRF	0.017	>0.05	ND(0.020) J								
							Benzidine	CCAL %D	99.2%	<25%	ND(0.020) J								
							Hexachlorocyclopentadiene	CCAL %D	25.4%	<25%	ND(0.020) J								
							Hexachlorophene	ICAL RRF	0.048	>0.05	ND(0.010) J								
							Naphthalene	CCAL %D	33.7%	<25%	ND(0.010) J								
							Naphthalene	LCS %R	53.5%	54.1% to 105%	ND(0.010) J								
							<i>o</i> -Toluidine	CCAL %D	777.2%	<25%	ND(0.010) J								
							Phenol	MSD %R	47.6%	61.0% to 100%	ND(0.010) J								
							Phenol	MS/MSD RPD	45.5%	<30%	ND(0.010) J								
							Pyridine	CCAL %D	100.0%	<25%	ND(0.010) J								
							Pyridine	CCAL RRF	0.000	>0.05	ND(0.010) J								
							G135-225	OPCA-MW-4	G135-225-4L	11/9/2006	Water	Tier II	Yes	2,4-Dimethylphenol	CCAL %D	47.7%	<25%	ND(0.010) J	
														2-Acetylaminofluorene	CCAL %D	32.4%	<25%	ND(0.020) J	
														2-Naphthylamine	ICAL RRF	0.026	>0.05	ND(0.050) J	
														2-Naphthylamine	CCAL %D	153.8%	<25%	ND(0.050) J	
2-Picoline	CCAL %D	72.2%	<25%	ND(0.010) J															
3&4-Methylphenol	LCS %R	71.2%	72.1% to 101%	ND(0.010) J															
3,3'-Dichlorobenzidine	CCAL %D	59.1%	<25%	ND(0.020) J															
3-Nitroaniline	CCAL %D	56.0%	<25%	ND(0.050) J															
4-Chloroaniline	CCAL %D	45.4%	<25%	ND(0.050) J															
4-Chlorobenzilate	CCAL %D	28.2%	<25%	ND(0.010) J															
4-Nitroquinoline-1-oxide	ICAL RRF	0.046	>0.05	ND(0.050) J															
4-Nitroquinoline-1-oxide	CCAL %D	91.3%	<25%	ND(0.050) J															
4-Phenylenediamine	ICAL RRF	0.021	>0.05	ND(0.020) J															
a,a'-Dimethylphenethylamine	ICAL RRF	0.013	>0.05	ND(0.050) J															
Aniline	CCAL %D	48.1%	<25%	ND(0.010) J															
Aramite	ICAL RRF	0.002	>0.05	ND(0.010) J															
Aramite	CCAL %D	50.0%	<25%	ND(0.010) J															
Benzidine	ICAL RRF	0.017	>0.05	ND(0.020) J															
Benzidine	CCAL %D	99.2%	<25%	ND(0.020) J															
Benzyl Alcohol	CCAL %D	26.8%	<25%	ND(0.020) J															
Dibenzo(a,h)anthracene	CCAL %D	25.1%	<25%	ND(0.010) J															
Hexachlorophene	ICAL RRF	0.048	>0.05	ND(0.010) J															
Hexachlorophene	ICAL RRF	0.048	>0.05	ND(0.010) J															
Methapyrilene	CCAL %D	49.6%	<25%	ND(0.010) J															
Naphthalene	CCAL %D	34.0%	<25%	ND(0.010) J															
<i>o</i> -Toluidine	CCAL %D	123.3%	<25%	ND(0.010) J															
Pyridine	CCAL %D	53.3%	<25%	ND(0.010) J															
G135-225	OPCA-MW-5R	G135-225-6L	11/9/2006	Water	Tier II	Yes								2,4-Dimethylphenol	CCAL %D	47.7%	<25%	ND(0.010) J	
														2-Acetylaminofluorene	CCAL %D	32.4%	<25%	ND(0.020) J	
														2-Naphthylamine	ICAL RRF	0.026	>0.05	ND(0.050) J	
														2-Naphthylamine	CCAL %D	153.8%	<25%	ND(0.050) J	
														2-Picoline	CCAL %D	72.2%	<25%	ND(0.010) J	
							3&4-Methylphenol	LCS %R	71.2%	72.1% to 101%	ND(0.010) J								
							3,3'-Dichlorobenzidine	CCAL %D	59.1%	<25%	ND(0.020) J								
							3-Nitroaniline	CCAL %D	56.0%	<25%	ND(0.050) J								
							4-Chloroaniline	CCAL %D	45.4%	<25%	ND(0.050) J								
							4-Chlorobenzilate	CCAL %D	28.2%	<25%	ND(0.010) J								
							4-Nitroquinoline-1-oxide	ICAL RRF	0.046	>0.05	ND(0.050) J								
							4-Nitroquinoline-1-oxide	CCAL %D	91.3%	<25%	ND(0.050) J								
							4-Phenylenediamine	ICAL RRF	0.021	>0.05	ND(0.020) J								
							a,a'-Dimethylphenethylamine	ICAL RRF	0.013	>0.05	ND(0.050) J								
							Aniline	CCAL %D	48.1%	<25%	ND(0.010) J								
							Aramite	ICAL RRF	0.002	>0.05	ND(0.010) J								
							Aramite	CCAL %D	50.0%	<25%	ND(0.010) J								
							Benzidine	ICAL RRF	0.017	>0.05	ND(0.020) J								

Table F-1
Analytical Data Validation Summary
Groundwater Management Area 4 - Fall 2006 (SGS)

General Electric Company - Pittsfield, Massachusetts
(Results are presented in parts per million, ppm)

Sample Delivery Group No.	Sample ID	Lab Sample ID	Date Collected	Matrix	Validation Level	Qualification	Compound	QA/QC Parameter	Value	Control Limits	Qualified Result	Notes
SVOCs Cont.												
G135-225	OPCA-MW-5R	G135-225-6L	11/9/2006	Water	Tier II	Yes	Benzidine	CCAL %D	99.2%	<25%	ND(0.020) J	
							Benzyl Alcohol	CCAL %D	26.8%	<25%	ND(0.020) J	
							Dibenzo(a,h)anthracene	CCAL %D	25.1%	<25%	ND(0.010) J	
							Hexachlorophene	ICAL RRF	0.048	>0.05	ND(0.010) J	
							Hexachlorophene	ICAL RRF	0.048	>0.05	ND(0.010) J	
							Methapyrilene	CCAL %D	49.6%	<25%	ND(0.010) J	
							Naphthalene	CCAL %D	34.0%	<25%	ND(0.010) J	
							o-Toluidine	CCAL %D	123.3%	<25%	ND(0.010) J	
							Pyridine	CCAL %D	53.3%	<25%	ND(0.010) J	
G135-225	OPCA-MW-6	G135-225-5L	11/9/2006	Water	Tier II	Yes	2,4-Dimethylphenol	CCAL %D	47.7%	<25%	ND(0.010) J	
							2-Acetylaminofluorene	CCAL %D	32.4%	<25%	ND(0.020) J	
							2-Naphthylamine	ICAL RRF	0.026	>0.05	ND(0.050) J	
							2-Naphthylamine	CCAL %D	153.8%	<25%	ND(0.050) J	
							2-Picoline	CCAL %D	72.2%	<25%	ND(0.010) J	
							3&4-Methylphenol	LCS %R	71.2%	72.1% to 101%	ND(0.010) J	
							3,3'-Dichlorobenzidine	CCAL %D	59.1%	<25%	ND(0.020) J	
							3-Nitroaniline	CCAL %D	56.0%	<25%	ND(0.050) J	
							4-Chloroaniline	CCAL %D	45.4%	<25%	ND(0.050) J	
							4-Chlorobenzilate	CCAL %D	28.2%	<25%	ND(0.010) J	
							4-Nitroquinoline-1-oxide	ICAL RRF	0.046	>0.05	ND(0.050) J	
							4-Nitroquinoline-1-oxide	CCAL %D	91.3%	<25%	ND(0.050) J	
							4-Phenylenediamine	ICAL RRF	0.021	>0.05	ND(0.020) J	
							a,a'-Dimethylphenethylamine	ICAL RRF	0.013	>0.05	ND(0.050) J	
							Aniline	CCAL %D	48.1%	<25%	ND(0.010) J	
							Aramite	ICAL RRF	0.002	>0.05	ND(0.010) J	
							Aramite	CCAL %D	50.0%	<25%	ND(0.010) J	
							Benzidine	ICAL RRF	0.017	>0.05	ND(0.020) J	
							Benzidine	CCAL %D	99.2%	<25%	ND(0.020) J	
							Benzyl Alcohol	CCAL %D	26.8%	<25%	ND(0.020) J	
							Dibenzo(a,h)anthracene	CCAL %D	25.1%	<25%	ND(0.010) J	
							Hexachlorophene	ICAL RRF	0.048	>0.05	ND(0.010) J	
							Hexachlorophene	ICAL RRF	0.048	>0.05	ND(0.010) J	
							Methapyrilene	CCAL %D	49.6%	<25%	ND(0.010) J	
							Naphthalene	CCAL %D	34.0%	<25%	ND(0.010) J	
							o-Toluidine	CCAL %D	123.3%	<25%	ND(0.010) J	
							Pyridine	CCAL %D	53.3%	<25%	ND(0.010) J	
G135-225	OPCA-MW-7	G135-225-3M	11/8/2006	Water	Tier II	Yes	2,4-Dimethylphenol	CCAL %D	47.7%	<25%	ND(0.010) J	
							2-Acetylaminofluorene	CCAL %D	32.4%	<25%	ND(0.020) J	
							2-Naphthylamine	ICAL RRF	0.026	>0.05	ND(0.050) J	
							2-Naphthylamine	CCAL %D	153.8%	<25%	ND(0.050) J	
							2-Picoline	CCAL %D	72.2%	<25%	ND(0.010) J	
							3&4-Methylphenol	LCS %R	71.2%	72.1% to 101%	ND(0.010) J	
							3,3'-Dichlorobenzidine	CCAL %D	59.1%	<25%	ND(0.020) J	
							3-Nitroaniline	CCAL %D	56.0%	<25%	ND(0.050) J	
							4-Chloroaniline	CCAL %D	45.4%	<25%	ND(0.050) J	
							4-Chlorobenzilate	CCAL %D	28.2%	<25%	ND(0.010) J	
							4-Nitroquinoline-1-oxide	ICAL RRF	0.046	>0.05	ND(0.050) J	
							4-Nitroquinoline-1-oxide	CCAL %D	91.3%	<25%	ND(0.050) J	
							4-Phenylenediamine	ICAL RRF	0.021	>0.05	ND(0.020) J	
							a,a'-Dimethylphenethylamine	ICAL RRF	0.013	>0.05	ND(0.050) J	
							Aniline	CCAL %D	48.1%	<25%	ND(0.010) J	
							Aramite	ICAL RRF	0.002	>0.05	ND(0.010) J	
							Aramite	CCAL %D	50.0%	<25%	ND(0.010) J	
							Benzidine	ICAL RRF	0.017	>0.05	ND(0.020) J	
							Benzidine	CCAL %D	99.2%	<25%	ND(0.020) J	
							Benzyl Alcohol	CCAL %D	26.8%	<25%	ND(0.020) J	
							Dibenzo(a,h)anthracene	CCAL %D	25.1%	<25%	ND(0.010) J	
							Hexachlorophene	ICAL RRF	0.048	>0.05	ND(0.010) J	
							Hexachlorophene	ICAL RRF	0.048	>0.05	ND(0.010) J	
							Methapyrilene	CCAL %D	49.6%	<25%	ND(0.010) J	
							Naphthalene	CCAL %D	34.0%	<25%	ND(0.010) J	
							o-Toluidine	CCAL %D	123.3%	<25%	ND(0.010) J	
							Pyridine	CCAL %D	53.3%	<25%	ND(0.010) J	
G135-225	OPCA-MW-8	G135-225-2M	11/8/2006	Water	Tier II	Yes	2,4-Dimethylphenol	CCAL %D	47.7%	<25%	ND(0.010) J	
							2-Acetylaminofluorene	CCAL %D	32.4%	<25%	ND(0.020) J	

Table F-1
Analytical Data Validation Summary
Groundwater Management Area 4 - Fall 2006 (SGS)

General Electric Company - Pittsfield, Massachusetts
(Results are presented in parts per million, ppm)

Sample Delivery Group No.	Sample ID	Lab Sample ID	Date Collected	Matrix	Validation Level	Qualification	Compound	QA/QC Parameter	Value	Control Limits	Qualified Result	Notes
SVOCs Cont.												
G135-225	OPCA-MW-8	G135-225-2M	11/8/2006	Water	Tier II	Yes	2-Naphthylamine	ICAL RRF	0.026	>0.05	ND(0.050) J	
							2-Naphthylamine	CCAL %D	153.8%	<25%	ND(0.050) J	
							2-Picoline	CCAL %D	72.2%	<25%	ND(0.010) J	
							3&4-Methylphenol	LCS %R	71.2%	72.1% to 101%	ND(0.010) J	
							3,3'-Dichlorobenzidine	CCAL %D	59.1%	<25%	ND(0.020) J	
							3-Nitroaniline	CCAL %D	56.0%	<25%	ND(0.050) J	
							4-Chloroaniline	CCAL %D	45.4%	<25%	ND(0.050) J	
							4-Chlorobenzilate	CCAL %D	28.2%	<25%	ND(0.010) J	
							4-Nitroquinoline-1-oxide	ICAL RRF	0.046	>0.05	ND(0.050) J	
							4-Nitroquinoline-1-oxide	CCAL %D	91.3%	<25%	ND(0.050) J	
							4-Phenylenediamine	ICAL RRF	0.021	>0.05	ND(0.020) J	
							a,a'-Dimethylphenethylamine	ICAL RRF	0.013	>0.05	ND(0.050) J	
							Aniline	CCAL %D	48.1%	<25%	ND(0.010) J	
							Aramite	ICAL RRF	0.002	>0.05	ND(0.010) J	
							Aramite	CCAL %D	50.0%	<25%	ND(0.010) J	
							Benzidine	ICAL RRF	0.017	>0.05	ND(0.020) J	
							Benzidine	CCAL %D	99.2%	<25%	ND(0.020) J	
							Benzyl Alcohol	CCAL %D	26.8%	<25%	ND(0.020) J	
							Dibenzo(a,h)anthracene	CCAL %D	25.1%	<25%	ND(0.010) J	
							Hexachlorophene	ICAL RRF	0.048	>0.05	ND(0.010) J	
							Hexachlorophene	ICAL RRF	0.048	>0.05	ND(0.010) J	
							Methapyrilene	CCAL %D	49.6%	<25%	ND(0.010) J	
							Naphthalene	CCAL %D	34.0%	<25%	ND(0.010) J	
							o-Toluidine	CCAL %D	123.3%	<25%	ND(0.010) J	
							Pyridine	CCAL %D	53.3%	<25%	ND(0.010) J	
PCDDs/PCDFs												
G135-219	78-1	G135-219-1K	11/7/2006	Water	Tier II	Yes	OCDD	Method Blank	-	-	ND(0.00000019)	
G135-219	78-6	G135-219-2K	11/7/2006	Water	Tier II	Yes	OCDD	Method Blank	-	-	ND(0.00000029)	
G135-219	GMA4-6	G135-219-3K	11/7/2006	Water	Tier II	No						
G135-225	GMA-4-BlindDup	G135-225-9L	11/9/2006	Water	Tier II	No						OPCA-MW-4
G135-225	H78B-15	G135-225-7M	11/9/2006	Water	Tier II	No						
G135-225	OPCA-MW-1R	G135-225-1N	11/8/2006	Water	Tier II	No						
G135-225	OPCA-MW-2	G135-225-8M	11/9/2006	Water	Tier II	No						
G135-225	OPCA-MW-3	G135-225-10AE	11/10/2006	Water	Tier II	No						
G135-225	OPCA-MW-4	G135-225-4M	11/9/2006	Water	Tier II	No						
G135-225	OPCA-MW-5R	G135-225-6M	11/9/2006	Water	Tier II	No						
G135-225	OPCA-MW-6	G135-225-5M	11/9/2006	Water	Tier II	No						
G135-225	OPCA-MW-7	G135-225-3N	11/8/2006	Water	Tier II	No						
G135-225	OPCA-MW-8	G135-225-2N	11/8/2006	Water	Tier II	No						
Cyanides/Sulfides												
G135-219	78-1	G135-219-1	11/7/2006	Water	Tier II	No						
G135-219	78-1 (Filtered)	G135-219-1	11/7/2006	Water	Tier II	No						
G135-219	78-6	G135-219-2	11/7/2006	Water	Tier II	No						
G135-219	78-6 (Filtered)	G135-219-2	11/7/2006	Water	Tier II	No						
G135-219	GMA4-6	G135-219-3	11/7/2006	Water	Tier II	No						
G135-219	GMA4-6 (Filtered)	G135-219-3	11/7/2006	Water	Tier II	No						
G135-225	GMA-4-BlindDup	G135-225-9	11/9/2006	Water	Tier II	No						OPCA-MW-4
G135-225	GMA-4-BlindDup (Filtered)	G135-225-9	11/9/2006	Water	Tier II	No						OPCA-MW-4 (Filtered)
G135-225	H78B-15	G135-225-7	11/9/2006	Water	Tier II	No						
G135-225	H78B-15 (Filtered)	G135-225-7	11/9/2006	Water	Tier II	No						
G135-225	OPCA-MW-1R	G135-225-1	11/8/2006	Water	Tier II	No						
G135-225	OPCA-MW-1R (Filtered)	G135-225-1	11/8/2006	Water	Tier II	No						
G135-225	OPCA-MW-2	G135-225-8	11/9/2006	Water	Tier II	No						
G135-225	OPCA-MW-2 (Filtered)	G135-225-8	11/9/2006	Water	Tier II	No						
G135-225	OPCA-MW-3	G135-225-10	11/10/2006	Water	Tier II	No						
G135-225	OPCA-MW-3 (Filtered)	G135-225-10	11/10/2006	Water	Tier II	No						
G135-225	OPCA-MW-4	G135-225-4	11/9/2006	Water	Tier II	No						
G135-225	OPCA-MW-4 (Filtered)	G135-225-4	11/9/2006	Water	Tier II	No						
G135-225	OPCA-MW-5R	G135-225-6	11/9/2006	Water	Tier II	No						
G135-225	OPCA-MW-5R (Filtered)	G135-225-6	11/9/2006	Water	Tier II	No						
G135-225	OPCA-MW-6	G135-225-5	11/9/2006	Water	Tier II	No						
G135-225	OPCA-MW-6 (Filtered)	G135-225-5	11/9/2006	Water	Tier II	No						
G135-225	OPCA-MW-7	G135-225-3	11/8/2006	Water	Tier II	No						
G135-225	OPCA-MW-7 (Filtered)	G135-225-3	11/8/2006	Water	Tier II	No						
G135-225	OPCA-MW-8	G135-225-2	11/8/2006	Water	Tier II	No						
G135-225	OPCA-MW-8 (Filtered)	G135-225-2	11/8/2006	Water	Tier II	No						

Appendix F-2

Data Validation Report for
Samples Analyzed by
Northeast Analytical, Inc.

**APPENDIX F-2
GROUNDWATER SAMPLING DATA VALIDATION REPORT (NEA)
GROUNDWATER MANAGEMENT AREA 4**

**GENERAL ELECTRIC COMPANY
PITTSFIELD, MASSACHUSETTS**

1.0 General

This attachment summarizes the Tier I and Tier II data reviews performed for groundwater samples collected during Remedial Investigation activities conducted at Groundwater Management Area 4 (GMA 4), located at the General Electric Company facility in Pittsfield, Massachusetts. The samples were analyzed for polychlorinated biphenyls (PCBs) by Northeast Analytical, Inc. (NEA) of Schenectady, New York. Data validation was performed for 12 PCB samples.

2.0 Data Evaluation Procedures

This attachment outlines the applicable quality control criteria utilized during the data review process and any deviations from those criteria. The data review was conducted in accordance with the following documents:

- *Field Sampling Plan/Quality Assurance Project Plan, General Electric Company, Pittsfield, Massachusetts*, Blasland, Bouck & Lee, Inc. (BBL; FSP/QAPP, approved May 25, 2004 and resubmitted June 15, 2004);
- *Region I Tiered Organic and Inorganic Data Validation Guidelines*, USEPA Region I (July 1, 1993);
- *Region I Laboratory Data Validation Functional Guidelines for Evaluating Organics Analyses*, USEPA Region I (February 1, 1988) (Modified November 1, 1988); and
- *Region I Laboratory Data Validation Functional Guidelines for Evaluating Organics Analyses*, USEPA Region I (Draft, December 1996).

A tabulated summary of the Tier I and Tier II data evaluations is presented in Table F-2. Each sample subjected to evaluation is listed in Table F-2 to document that data review was performed, as well as present the highest level of data validation (Tier I or Tier II) that was applied. Samples that required data qualification are listed separately for each parameter (compound or analyte) that required qualification.

The following data qualifiers were used in this data evaluation:

- J The compound was positively identified, but the associated numerical value is an estimated concentration. This qualifier is used when the data evaluation procedure identifies a deficiency in the data generation process. This qualifier is also used when a compound is detected at an estimated concentration less than the corresponding practical quantitation limit (PQL).
- U The compound was analyzed for, but was not detected. The sample quantitation limit is presented and adjusted for dilution and (for solid samples only) percent moisture. Non-detect sample results are presented as ND(PQL) within this report and in Table F-2 for consistency with documents previously prepared for investigations conducted at this site.
- UJ The compound was not detected above the reported sample quantitation limit. However, the reported limit is estimated and may or may not represent the actual level of quantitation. Non-detect sample results that required qualification are presented as ND(PQL) J within this report and in Table F-2 for consistency with documents previously prepared for this investigation.

- R Indicates that the previously reported detection limit or sample result has been rejected due to a major deficiency in the data generation procedure. The data should not be used for any qualitative or quantitative purpose.

3.0 Data Validation Procedures

The FSP/QAPP provides (in Section 7.5) that all analytical data will be validated to a Tier I level following the procedures presented in the *Region I Tiered Organic and Inorganic Data Validation Guidelines* (USEPA guidelines). Accordingly, 100% of the analytical data for these investigations were subjected to Tier I review. The Tier I review consisted of a completeness evidence audit, as outlined in the *USEPA Region I CSF Completeness Evidence Audit Program* (USEPA Region I, 7/31/91), to ensure that all laboratory data and documentation were present. In the event data packages were determined to be incomplete, the missing information was requested from the laboratory. Upon completion of the Tier I review, the data packages complied with the USEPA Region I Tier I data completeness requirements. A tabulated summary of the samples subjected to Tier I and Tier II data evaluation is presented in the following table.

Summary of Samples Subjected to Tier I and Tier II Data Validation

Parameter	Tier I Only			Tier I & Tier II			Total
	Samples	Duplicates	Blanks	Samples	Duplicates	Blanks	
PCBs	0	0	0	12	0	0	12
Total	0	0	0	12	0	0	12

A Tier II review was also performed on all data to resolve data usability limitations identified from laboratory qualification of certain data or during the Tier I data review. The Tier II data review consisted of a review of all data package summary forms for identification of quality assurance/quality control (QA/QC) deviations and qualification of the data according to the Region I Data Validation Functional Guidelines. The Tier II review resulted in the qualification of data for several samples due to minor QA/QC deficiencies. Additionally, all field duplicates were examined for relative percent difference (RPD) compliance with the criteria specified in the FSP/QAPP. A tabulated summary of the samples subjected to Tier I and Tier II data evaluations is presented in the following table.

When qualification of the sample data was required, the sample results associated with a QA/QC parameter deviation were qualified in accordance with the procedures outlined in USEPA Region I data validation guidance documents. When the data validation process identified several quality control deficiencies, the cumulative effect of the various deficiencies was employed in assigning the final data qualifier. A summary of the QA/QC parameter deviations that resulted in data qualification is presented below for each analytical method.

4.0 Data Review

Aroclor identification criteria require that the Aroclor pattern resemble that of the pattern established throughout the analysis of the standards of the target Aroclors. Sample results qualified by the laboratory (i.e. Aroclor-1248 not present) were reviewed for Aroclor identification. Sample data that did not match Aroclor patterns that were established through the analysis of target Aroclor standards were qualified with a "U" and the Total PCB content was adjusted to reflect the qualification of the Aroclor as non-detect. The PCB compounds that did not meet Aroclor identification criteria and the number of samples qualified due to those deviations are presented in the following table.

Compounds Qualified Due to Identification Deviations

Analysis	Compounds	Number of Affected Samples	Qualification
PCBs	Aroclor-1248	4	U

Surrogate compounds are analyzed with every organic sample to aid in evaluation of the sample extraction efficiency. As specified in the FSP/QAPP, at least one of the PCB surrogate compounds must be within the laboratory-specified control limits. Sample results were qualified as estimated (J) for all compounds when surrogate recovery criteria were outside control limits and were greater than 10%. A summary of the compounds affected by surrogate recovery exceedences and the number of samples qualified due to those deviations are presented in the following table.

Compounds Qualified Due to Surrogate Recovery Deviations

Analysis	Compound	Number of Affected Samples	Qualification
PCBs	Aroclor-1016	1	J
	Aroclor-1221	1	J
	Aroclor-1232	1	J
	Aroclor-1242	1	J
	Aroclor-1248	1	J
	Aroclor-1254	1	J
	Aroclor-1260	1	J
	Total PCBs	1	J

5.0 Overall Data Usability

This section summarizes the analytical data in terms of its completeness and usability for site characterization purposes. Data completeness is defined as the percentage of sample results that have been determined to be usable during the data validation process. The percent usability calculation included analyses evaluated under both the Tier I and Tier II data validation reviews. Data completeness with respect to usability was calculated separately for inorganic and each of the organic analysis. The percent usability calculation also includes quality control samples collected to aid in the evaluation of data usability. Therefore, field/equipment blank, trip blank, and field duplicate data determined to be unusable as a result of the validation process are represented in the percent usability value tabulated in the following table.

Data Usability

Parameter	Percent Usability	Rejected Data
PCBs	100	None

The data package completeness, as determined from the Tier I data review, was used in combination with the data quality deviations identified during the Tier II data review to determine overall data quality. As specified in the FSP/QAPP, the overall precision, accuracy, representativeness, comparability, and completeness (PARCC) parameters determined from the Tier I and Tier II data reviews were used as indicators of overall data quality. These parameters were assessed through an evaluation of the results of the field and laboratory QA/QC sample analyses to provide a measure of compliance of the analytical data with the Data Quality Objectives (DQOs) specified in the FSP/QAPP. Therefore, the following sections present summaries of the PARCC parameters assessment with regard to the DQOs specified in the FSP/QAPP.

4.1 Precision

Precision measures the reproducibility of measurements under a given set of conditions. Specifically, it is a quantitative measure of the variability of a group of measurements compared to their average value. For this analytical program, no precision parameters were included.

4.2 Accuracy

Accuracy measures the bias in an analytical system or the degree of agreement of a measurement with a known reference value. For this investigation, accuracy was defined as the percent recovery of QA/QC samples that were spiked with a known concentration of an analyte or compound of interest. The QA/QC samples used to evaluate analytical accuracy included instrument calibration, laboratory control standards (LCSs), MS/MSD samples, and surrogate compound recoveries. For this analytical program, 8.3% of the data required qualification due to surrogate recovery deviations and 4.1% required qualification due to Aroclor identification deviations. None of the data required qualification due to calibration or LCS recovery deviations.

4.3 Representativeness

Representativeness expresses the degree to which sample data accurately and precisely represents a characteristic of a population, parameter variations at a sampling point, or an environmental condition. Representativeness is a qualitative parameter, which is most concerned with the proper design of the sampling program. The representativeness criterion is best satisfied by making certain that sampling locations are selected properly and a sufficient number of samples are collected. This parameter has been addressed by collecting samples at locations specified in MDEP-approved work plans, and by following the procedures for sample collection/analyses that were described in the FSP/QAPP. Additionally, the analytical program used procedures consistent with USEPA-approved analytical methodology. A QA/QC parameter that is an indicator of the representativeness of a sample is holding time. Holding time criteria are established to maintain the samples in a state that is representative of the in-situ field conditions before analysis. For this analytical program, none of the data required qualification due to holding time deviations.

4.4 Comparability

Comparability is a qualitative parameter expressing the confidence with which one data set can be compared with another. This goal was achieved through the use of the standardized techniques for sample collection and analysis presented in the FSP/QAPP. The USEPA SW-846¹ analytical methods presented in the FSP/QAPP are updated on occasion by the USEPA to benefit from recent technological advancements in analytical chemistry and instrumentation. In most cases, the method upgrades include the incorporation of new technology that improves the sensitivity and stability of the instrumentation or allows the laboratory to increase throughput without hindering accuracy and precision. Overall, the analytical methods for this investigation have remained consistent in their general approach through continued use of the basic analytical techniques (e.g., sample extraction/preparation, instrument calibration, QA/QC procedures). Through this use of consistent base analytical procedures and by requiring that updated procedures meet the QA/QC criteria specified in the FSP/QAPP, the analytical data from past, present, and future sampling events will be comparable to allow for qualitative and quantitative assessment of site conditions.

¹ Test Methods for evaluating Solid Waste, SW-846, USEPA, Final Update III, December 1996.

4.5 Completeness

Completeness is defined as the percentage of measurements that are judged to be valid or usable to meet the prescribed DQOs. The completeness criterion is essentially the same for all data uses -- the generation of a sufficient amount of valid data. This analytical data set had an overall usability of 100%.

Table F-2
Analytical Data Validation Summary
Groundwater Management Area 4 - Fall 2006 (NEA)

General Electric Company - Pittsfield, Massachusetts
(Results are presented in parts per million, ppm)

Sample Delivery Group No.	Sample ID	Date Collected	Matrix	Validation Level	Qualification	Compound	QA/QC Parameter	Value	Control Limits	Qualified Result	Notes
PCBs											
06110047_Rev00	78-1 (Filtered)	11/7/2006	Water	Tier II	No						
06110047_Rev00	78-6 (Filtered)	11/7/2006	Water	Tier II	No						
06110047_Rev00	GMA4-6 (Filtered)	11/7/2006	Water	Tier II	No						
06110057_Rev00	OPCA-MW-1R (Filtered)	11/8/2006	Water	Tier II	Yes	Aroclor-1248	Aroclor-1248 not present	0.000088	-	ND(0.000022)	
						Total PCBs	Aroclor-1248 not present	0.000238	-	0.00015	
06110057_Rev00	OPCA-MW-4 (Filtered)	11/9/2006	Water	Tier II	Yes	Aroclor-1248	Aroclor-1248 not present	0.00035	-	ND(0.000022)	
						Total PCBs	Aroclor-1248 not present	0.00058	-	0.00023	
06110057_Rev00	OPCA-MW-7 (Filtered)	11/8/2006	Water	Tier II	Yes	Aroclor-1248	Aroclor-1248 not present	0.000045	-	ND(0.000022)	
						Total PCBs	Aroclor-1248 not present	0.00014	-	0.000095	
06110057_Rev00	OPCA-MW-8 (Filtered)	11/8/2006	Water	Tier II	No						
06110075_Rev01	H78B-15 (Filtered)	11/9/2006	Water	Tier II	No						
06110075_Rev01	OPCA-MW-2 (Filtered)	11/9/2006	Water	Tier II	Yes	Aroclor-1248	Aroclor-1248 not present	0.000024	-	ND(0.000022)	
						Total PCBs	Aroclor-1248 not present	0.000024	-	ND(0.000022)	
06110075_Rev01	OPCA-MW-3 (Filtered)	11/10/2006	Water	Tier II	No						
06110075_Rev01	OPCA-MW-5R (Filtered)	11/9/2006	Water	Tier II	Yes	Aroclor-1016	Surrogate Recovery	20.2%, 36.3%	60% to 140%	ND(0.000022) J	
						Aroclor-1221	Surrogate Recovery	20.2%, 36.3%	60% to 140%	ND(0.000022) J	
						Aroclor-1232	Surrogate Recovery	20.2%, 36.3%	60% to 140%	ND(0.000022) J	
						Aroclor-1242	Surrogate Recovery	20.2%, 36.3%	60% to 140%	ND(0.000022) J	
						Aroclor-1248	Surrogate Recovery	20.2%, 36.3%	60% to 140%	ND(0.000022) J	
						Aroclor-1254	Surrogate Recovery	20.2%, 36.3%	60% to 140%	ND(0.000022) J	
						Aroclor-1260	Surrogate Recovery	20.2%, 36.3%	60% to 140%	ND(0.000022) J	
						Total PCBs	Surrogate Recovery	20.2%, 36.3%	60% to 140%	ND(0.000022) J	
06110075_Rev01	OPCA-MW-6 (Filtered)	11/9/2006	Water	Tier II	No						