

TECHNICAL REPORT

Site: GE-005  
Branch: 2.6  
Other: 6814

*Completion of Work  
Report for Building 68  
Removal Action*

General Electric Company  
Pittsfield, Massachusetts

February 2000

71894

**BBL**  
BLASLAND, BOUCK & LEE, INC.  
engineers & scientists

6723 Towpath Road, P.O. Box 66  
Syracuse, New York, 13214-0066  
(315) 446-9120



Corporate Environmental Programs  
General Electric Company  
100 Woodlawn Ave., Pittsfield, MA 01201

February 10, 2000

Dean Tagliaferro  
On-Scene Coordinator  
Office of Site Remediation and Restoration  
U.S. Environmental Protection Agency  
Region I  
One Congress Street, Suite 1100  
Boston, MA 02114-2023

**Re: Building 68 Area Removal Action  
EPA Region I CERCLA Docket #I-97-1033/DEP File #1-0147P  
Final Completion of Work Report**

Dear Mr. Tagliaferro:

Enclosed, in accordance with your letter dated February 2, 2000, is General Electric's final *Completion of Work Report for Building 68 Removal Action* (Completion of Work Report). As requested in your February 2, 2000 letter, the following two modifications/revisions have been performed: BBL personnel has signed the Certification Statement; and Table 6-1 has been revised. In addition, "Draft" has been removed from all pages of the report. Please note, since there were no changes to Appendix G - Air Monitoring Results (separately bound to the draft Completion of Work Report), it has not been included.

Please contact me if you have any questions.

Sincerely yours,

Andrew T. Silfer, P.E.  
Senior Technical Manager

JJL

Enclosure

F:\USERS\SMR\SMR00\12801938.WPD

cc: Bryan Olson, EPA  
John Kilborn, EPA  
J. Lyn Cutler, DEP  
Susan Steenstrup, DEP  
Robert Bell, DEP

# ***Disclaimer***


---

This document has been prepared pursuant to a government administrative order [United States Environmental Protection Agency (USEPA) Region I CERCLA Docket No. I-97-1003] and is subject to approval by the USEPA (except where expressly noted). The opinions, findings, and conclusions expressed are those of the authors and not those of the USEPA.

# Certification Statement

I certify that the removal action at the General Electric Company's (GE's) Building 68 area located at GE's Pittsfield, Massachusetts facility was performed as described herein and that, unless otherwise noted in this *Completion of Work Report for Building 68 Removal Action* (Completion of Work Report), such performance was in accordance with the requirements specified in the May 1997 document entitled *Building 68 Removal Action Work Plan*, which was prepared for GE by Blasland, Bouck & Lee, Inc. (BBL), and the May 1997 document entitled *Removal Action Operations Plan*, which was prepared for GE by Maxymillian Technologies, Inc. (MTI).

Furthermore, I certify that this document has been prepared in accordance with the requirements of the First Unilateral Administrative Order for Removal Action (the "Order"; CERCLA Docket No. I-97-1003), which was issued by the United States Environmental Protection Agency (USEPA) on December 18, 1996 for the development and implementation of the removal action and that based on my inquiry of those individuals responsible for preparing this report, the information contained herein is, to the best of my knowledge and belief, true, accurate, and complete.



A handwritten signature in black ink, appearing to read "Robert K. Goldman", written over a horizontal line.

Robert K. Goldman, P.E.  
M.A.P.E. No. 35665

2/8/00  
Date

# Table of Contents

---

<b>Section 1.</b>	<b>Introduction</b> . . . . .	<b>1-1</b>
1.1	General . . . . .	1-1
1.2	Background . . . . .	1-1
1.3	Purpose and Scope of Removal Action (Removal Action Objectives) . . . . .	1-3
1.4	Report Organization . . . . .	1-3
1.5	Project Roles . . . . .	1-4
<b>Section 2.</b>	<b>Pre-Removal Activities</b> . . . . .	<b>2-1</b>
2.1	General . . . . .	2-1
2.2	Characterization for Post-Removal Disposition . . . . .	2-1
2.3	Pre-Removal Monitoring . . . . .	2-2
2.3.1	Water Column Monitoring . . . . .	2-2
2.3.2	Biota Monitoring . . . . .	2-3
2.3.3	Air Monitoring . . . . .	2-3
2.4	Site Preparation Activities . . . . .	2-4
2.4.1	Site Security . . . . .	2-4
2.4.2	Erosion and Sedimentation Control . . . . .	2-4
2.4.3	Removal and Disposal of Vegetation . . . . .	2-4
2.4.4	Relocation of Utilities and Other Facilities . . . . .	2-5
<b>Section 3.</b>	<b>Removal of River Sediment</b> . . . . .	<b>3-1</b>
3.1	General . . . . .	3-1
3.2	Removal Limits/Quantities . . . . .	3-1
3.3	Water Diversion/Sheetpile Installation . . . . .	3-1
3.4	Erosion and Scour Protection . . . . .	3-1
3.5	Access . . . . .	3-2
3.6	Sediment Removal . . . . .	3-2
3.6.1	Delineation and Verification of Removal Limits . . . . .	3-2
3.6.2	Summary of Removal Activities . . . . .	3-3
3.7	Summary of River Bottom Restoration . . . . .	3-6
<b>Section 4.</b>	<b>Removal of Bank Soils</b> . . . . .	<b>4-1</b>
4.1	General . . . . .	4-1
4.2	Removal Limits/Quantities . . . . .	4-1
4.3	Excavation Stability . . . . .	4-1
4.4	Bank Soil Removal . . . . .	4-1
4.5	River Bank Area Restoration . . . . .	4-2
4.6	Bank Inspection and Maintenance Activities . . . . .	4-3

<b>Section 5.</b>	<b>Summary of Supplemental Bank Investigations (Oil/NAPL Characterization) . . . . .</b>	<b>5-1</b>
5.1	General . . . . .	5-1
5.2	Scope of Supplemental Characterization Activities . . . . .	5-1
5.3	Results of Supplemental Characterization Activities . . . . .	5-2
5.4	Supplemental Sediment/Bank Remediation Activities (1998 Activities) . . . . .	5-3
5.5	NAPL Monitoring/Pilot Test . . . . .	5-4
<b>Section 6.</b>	<b>Material Handling and Disposition . . . . .</b>	<b>6-1</b>
6.1	General . . . . .	6-1
6.2	Handling of Soils and Sediments . . . . .	6-1
6.3	Handling of Water . . . . .	6-2
6.4	Handling of Residual Waste . . . . .	6-3
6.4.1	Equipment Decontamination . . . . .	6-3
<b>Section 7.</b>	<b>Monitoring Activities and Results . . . . .</b>	<b>7-1</b>
7.1	General . . . . .	7-1
7.2	Water Column Monitoring During Construction . . . . .	7-1
7.2.1	Determination of an Action Level for Turbidity . . . . .	7-1
7.3	Post-Removal Water Column Monitoring . . . . .	7-2
7.4	Biota Monitoring During Construction . . . . .	7-3
7.5	Post-Removal Biota Monitoring . . . . .	7-4
7.6	Contractor Air Monitoring . . . . .	7-5
7.7	General Air Monitoring . . . . .	7-5
<b>Section 8.</b>	<b>Analytical Data Quality Assurance/Quality Control . . . . .</b>	<b>8-1</b>
8.1	General . . . . .	8-1
8.2	Sample Collection . . . . .	8-1
8.3	Data Usability . . . . .	8-2
8.4	Precision . . . . .	8-2
8.5	Accuracy . . . . .	8-2
8.6	Representativeness . . . . .	8-2
8.7	Completeness . . . . .	8-3
8.8	Comparability . . . . .	8-3
8.9	Summary . . . . .	8-3
<b>Section 9.</b>	<b>Summary and Future Activities . . . . .</b>	<b>9-1</b>
9.1	Summary . . . . .	9-1
9.2	Future Activities . . . . .	9-2
9.2.1	Institutional Controls . . . . .	9-2
9.2.2	Bank Inspection/Maintenance . . . . .	9-2
9.2.3	NAPL Monitoring . . . . .	9-3

---

## **Tables**

2-1	Characterization of Soil for Post-Removal Soil Disposition
2-2	Housatonic River "Baseline" Water Column Monitoring
2-3	Pre-Removal Caged Fish PCB Concentrations
4-1	Summary of Plantings
5-1	Summary of NAPL and Surface Water Sheen Analytical Data
6-1	Disposal Log
7-1	Housatonic River Water Column Monitoring During Construction
7-2	During-Removal Caged Fish PCB Concentrations

## **Figures**

1-1	Site Plan
2-1	Disposal Classification and Bank TCLP Soil Sampling Locations and Results
2-2	Water Column and Biota Monitoring Locations
3-1	Sediment Post-Excavation Sampling Results
4-1	Bank Soil Post-Excavation Sampling Results
5-1	Additional Excavation Activities and Runoff Control
7-1	Water Column Action Level Determination

## **Appendices**

A	Conditional Approval Letter and Completion of Work Report Due Date Letter
B	Survey Drawings
C	Restoration Plans and Related Communications
D	Backfill Analytical Results
E	Discharge Monitoring Reports
F	Wipe Sampling Results
G	Air Monitoring Results (Separately Bound)
H	Analytical Data Review

# 1. Introduction

---

## 1.1 General

Between June 1997 and July 1999, the General Electric Company (GE) performed a removal action at Building 68 area at GE's Pittsfield, Massachusetts facility. The removal action was performed in accordance with the First Unilateral Administrative Order for Removal Action (the "Order"; CERCLA Docket No. I-97-1003), which was issued by the United States Environmental Protection Agency (USEPA) on December 18, 1996. The removal action was also performed consistent with the procedures established in the May 1997 document entitled *Building 68 Removal Action Work Plan* (Work Plan), which was prepared for GE by Blasland, Bouck & Lee, Inc. (BBL), and the May 1997 document entitled *Removal Action Operations Plan* (Operations Plan), which was prepared for GE by Maxymillian Technologies, Inc. (MTI). In accordance with Paragraph 37 of the Order and Section II.f of the Scope of Work appended to the Order, this *Completion of Work Report for Building 68 Removal Action* (Completion of Work Report) documents the removal activities. In addition, the Order also requires that this Completion of Work Report be completed with 45 days following completion of removal activities. However, based on a June 29, 1999 telephone conversation between GE and the USEPA, as documented in an August 3, 1999 letter (Appendix A), the due date for submittal was extended.

The Work Plan described the approach developed by GE for removing select river sediments and river bank soils containing polychlorinated biphenyls (PCBs) from the Building 68 area (the "site"; Figure 1-1). Certain sediments and river bank soils associated with the Housatonic River and located in the vicinity of the site contained PCBs at levels that the USEPA and Massachusetts Department of Environmental Protection (MDEP) (collectively referred to as the "Agencies") determined required removal. The specific extent of soil/sediment removal was based on criteria presented in the Work Plan.

The Operations Plan provided additional details related to implementing the removal actions. Specifically, the Operations Plan included information to supplement the contents of the Work Plan for the following aspects of the removal actions:

- Excavation Stability/Water Diversion Methods;
- Excavation Approach;
- Materials Handling and Staging Plan;
- Flood Control Contingency Plan;
- Equipment Cleaning Procedures;
- List of Equipment to be Used On-Site; and
- Work Schedule.

Conditional approval of the Work Plan and Operations Plan was provided by the Agencies in a letter dated June 12, 1997, presented as Appendix A.

Documentation of the completed removal action activities is provided in this Completion of Work Report.

## 1.2 Background

As illustrated on Figure 1-1, Building 68 is located along the bank of the Housatonic River within GE's Pittsfield, Massachusetts facility. The original Building 68 structure was constructed in 1966, and since that time has undergone a series of expansions and modifications that have resulted in the building's current configuration. In the late 1960's, a PCB storage tank (containing liquid PCB Aroclor 1260) located at Building 68 collapsed, releasing a portion of its contents onto the bank soils and river sediments adjacent to Building 68. Reportedly, approximately 1,000 gallons of liquid PCBs (which were heated within the storage tank to facilitate transfer via pumping) were released to the



---

river bank. Although most of the liquids quickly solidified (due to the change in temperature between the tank internals and the atmosphere), a portion of the released material settled to the river bottom. To the extent possible (based on visual observation), impacted surface trap rock and sediment were removed at that time. This release, and the subsequent cleanup effort, were described in a 1982 report prepared by GE and submitted to the Agencies.

As part of the ongoing investigations at the GE facility and Housatonic River, GE performed initial PCB sampling of river bank soils adjacent to Building 68. These results were reported to the Agencies in an *Addendum to the Supplemental Phase II/RFI Proposal for East Street Area 2/USEPA Area 4* (Golder Associates, May 1996), submitted on May 31, 1996. In May 1996, nearby sediments and additional bank soils were sampled as part of ongoing supplemental Phase II/RFI activities. These data were submitted to the Agencies during June and July 1996 as part of GE's monthly reporting for the ongoing supplemental Phase II/RFI activities.

The analytical results of the above sampling efforts identified elevated levels of PCBs. Based on these results, the Agencies determined that the PCB concentrations posed an "imminent hazard" to human health and potentially the environment, and that this area represented a potential ongoing source of PCB contamination to downstream reaches of the River. The Agencies also directed GE to conduct additional investigations and activities in this area. In response, GE performed a series of activities under the direction of the Agencies, including: review of historical information; implementation of institutional controls to supplement existing in-place controls; and performance of additional field investigations. Under the continued direction of the Agencies, GE performed a sampling program from August 1996 until mid-October 1996, when the Agencies agreed that the extent of the area affected by the Building 68 tank rupture had been defined.

Following the completion of field activities to delineate the area impacted by the Building 68 tank release, GE prepared and submitted a remedial action plan to address the Agency-asserted imminent hazards. GE's proposed remedial actions, presented in a document entitled *Immediate Response Action Plan for Building 68 Area* (IRAP) (BBL, October 1996), involved the installation of a multi-layer armoring system over the affected river sediments, and the removal and off-site disposal of affected bank soils present above the water table.

In a letter dated October 22, 1996, the Agencies did not concur with GE's proposed remedial action plan for the sediments and ordered GE to remove, rather than armor, the affected sediments. GE agreed to conduct the Agency-directed removal actions on December 9, 1996, and shortly thereafter the USEPA Order was issued. Following a conference between GE and the Agencies on January 8, 1997, the Order became effective on January 11, 1997.

In addition to the USEPA Order, the MDEP separately directed GE to conduct removal actions at the site (via a letter dated November 22, 1996). However, the MDEP elected to adopt the scope of work and schedules contained in the USEPA Order to avoid duplicative efforts associated with the removal actions. Under this arrangement, the Agencies provided joint review, approval, and oversight of the Building 68 area removal actions.

Specific details and requirements concerning the removal actions were presented in Appendix A of the Order, the "Scope of Work" (SOW). In general, the required removal actions involved the excavation and appropriate disposition of certain bank soils and river sediments, post-removal sampling and analysis to assess the effectiveness of the removal actions, further removals (if warranted and achievable), and site restoration. Information concerning these and other related activities were provided within four submittals required by the SOW: Work Plan, Health and Safety Plan (HASP), Quality Assurance Plan (QAP), and Operations Plan.

To assist GE in preparing the Work Plan and coordinating the required removal actions, BBL was proposed (and subsequently approved by the Agencies on January 23, 1997) to serve as GE's Supervising Contractor. In addition, as set forth in the Agencies' approval letter, a deadline of February 27, 1997 was established for the submittal of the Work Plan, HASP, and QAP. A draft of the Work Plan, as well as GE's existing HASP and QAP [both developed

---

pursuant to ongoing activities under the Resource Conservation and Recovery Act (RCRA) and Massachusetts Contingency Plan (MCP)], were submitted to the Agencies by the February 27, 1997 deadline.

In a letter dated March 27, 1997, the USEPA provided GE with comments regarding the draft Work Plan. The letter also incorporated comments from the MDEP, U.S. Army Corps of Engineers, and Pittsfield Conservation Commission, and established an April 30, 1997 deadline for providing responses and submitting supplemental Work Plan information. Additionally, supporting calculations and associated data for the sheetpiling and HEC-2 analysis proposed in the Work Plan were requested within seven days. GE provided this initial response in a letter dated April 2, 1997. During this time period, a separate Agency comment letter dated March 31, 1997 was received and provided additional comments related to the QAP.

On April 14, 1997, GE contacted the USEPA and requested an extension of the deadline for submittal of the revised Work Plan to incorporate input from the Remediation Contractor. In a letter dated April 17, 1997, the USEPA granted a deadline extension to May 9, 1997. As a result, the revised draft Work Plan was prepared to present GE's approach for implementing the removal action, to address the Agencies' comments contained in the March 27 and March 31, 1997 comment letters, and to incorporate information from the selected Remediation Contractor. The revised draft Work Plan, as well as the Operations Plan, was submitted to the Agencies on May 9, 1997. Conditional approval by Agencies for these documents was received in a letter dated June 12, 1997 and the removal action was initiated on June 23, 1997.

### **1.3 Purpose and Scope of Removal Action (Removal Action Objectives)**

The Agencies' decision to order GE to remove bank soils and river sediments from the Building 68 area was reportedly the result of several assessments (performed by the Agencies) involving the available PCB data, current site conditions, and current/potential site uses. From these assessments, the Agencies determined that "an imminent and substantial endangerment" was present at the site. While GE did not agree with the results of the Agencies' assessments, or that the required removal action was the most appropriate approach for addressing the Agencies' stated concerns, GE performed the removal action in accordance with the Order.

The Scope of Work appended to the Order required GE to engage in the following actions: (1) inspection and maintenance of site security; (2) removal and/or relocation of structures, fencing, and utility lines, as necessary; (3) removal and disposal of PCB-containing sediments within a defined stretch of the River; (4) removal of bank soils within a defined stretch of the riverbank located adjacent to Building 68; (5) backfilling and restoration of the riverbank and bed; and (6) disposal of the removed material at a facility in compliance with applicable law.

### **1.4 Report Organization**

In accordance with the Order, this Completion of Work Report documents the removal action activities performed at the Building 68 area to demonstrate that the completed activities satisfy the requirements established in the Work Plan and Operations Plan, and also to provide documentation of changes from these plans. To this end, this document provides a summary of pertinent background information, pre-removal activities, soil/sediment removal activities, supplemental bank investigation activities, material handling and disposition, monitoring activities, analytical sampling quality assurance/quality control (QA/QC) information, and future activities.

In addition to the report narrative, tables, figures, and appendices have been included to summarize removal activities. Throughout the report, this information will be referenced as appropriate.

---

## 1.5 Project Roles

Performance of the removal action at the Building 68 area involved several firms, organizations, and facilities, including those described below.

- **GE, Pittsfield, Massachusetts** - GE is the owner of the Pittsfield facility including Building 68. GE secured services of the various firms, organizations, and facilities involved in the removal action and provided overall direction and coordination during implementation.
- **USEPA** - The USEPA served as the lead regulatory agency for this project. The USEPA provided an On-Scene Coordinator (OSC), Mr. Dean Tagliaferro, to administer USEPA's responsibilities, provide on-site oversight and direction, and receive all written notices, reports, plans, and other documents required by the Order.

The USEPA additionally utilized various representatives of the U.S. Army Corps of Engineers to provide nearly continuous on-site oversight.

- **MDEP** - The MDEP served as the secondary regulatory agency for this project. The MDEP provided a Project Manager, Ms. J. Lyn Cutler, to administer MDEP's responsibilities and also receive all written notices, reports, plans, and other documents required by the Order.
- **BBL, Syracuse, New York** - As Supervising Contractor, BBL prepared the Work Plan, performed sampling, provided a representative to periodically monitor the Remediation Contractor's compliance with the Work Plan and Operations Plan, assisted GE in coordinating with the Agencies, and conducted various assessment and support activities.

BBL also subcontracted with New England Environmental, Inc. to provide recommendations for the revised bank restoration plan.

- **MTI, Pittsfield, Massachusetts** - MTI prepared the Operations Plan and served as the Remediation Contractor. MTI performed removal activities and directed subcontractor services as necessary to implement soil/sediment removal activities in accordance with the Work Plan and Operations Plan.
- **Hill Engineers, Architects, Planners (Hill Surveyors)** - Hill Surveyors provided surveying services which included delineation and verification of removal limits.
- **Berkshire Environmental Consultants, Inc. (BEC)** - BEC prepared the air monitoring portion of the Work Plan and performed the air monitoring activities.
- **Northeast Analytical (NEA), Schenectady, New York** - NEA served as the analytical laboratory for the analysis of soil, sediment, and liquid samples collected as part of this project.
- **En Chem, Inc. (En Chem), Madison, Wisconsin** - En Chem served as the analytical laboratory for the analysis of biota samples.
- **CWM Chemical Services, Inc. (CWM), Model City Landfill, Model City, New York** - The CWM facility was utilized for the disposal of solid waste materials containing PCBs and RCRA characterized hazardous waste. This facility was permitted to accept such materials for disposal.

## **2. Pre-Removal Activities**

---

### **2.1 General**

This section describes activities performed before initiating removal activities. Specifically, this section presents the results of pre-removal activities including: waste characterization; pre-removal water column, biota, and air monitoring; and site preparation.

### **2.2 Characterization for Post-Removal Disposition**

Under regulations pursuant to the Toxic Substance Control Act (TSCA) and RCRA (or comparable state hazardous waste law), the requirements applicable to the disposition of the removed river sediment and river bank soils was contingent on the concentration of PCBs in such materials and on whether the materials constituted a hazardous waste under RCRA. For example, materials that contained PCB concentrations equal to or greater than 50 ppm were subject to TSCA disposal requirements (pursuant to 40 CFR 761.60). In addition, if materials constituted a hazardous waste, they were subject to RCRA treatment/disposal requirements (pursuant to 40 CFR 268).

For this removal action, all sediment and bank soils removed for disposal were considered TSCA materials. In addition, based on pre-removal characterization sampling (as presented in the Work Plan), it was determined that a portion of the bank soils to be excavated would be both TSCA- and RCRA-regulated materials based on the level of lead present. Also, at that time, pre-removal characterization sampling could not determine a disposal category (i.e., TSCA or TSCA/RCRA disposal) for a portion of the bank soils to be excavated. As a result, additional sampling of the bank soils was performed on July 28 and 31, 1997, with Toxicity Characteristic Leachate Procedure (TCLP) analysis for lead only. The scope of this activity involved the collection and analysis of bank soil samples from three locations (68-CAL-1, 68-CAL-2, 68-CAL-3) from the 0- to 2- and 2- to 4-foot depth intervals. The locations of these samples are identified on Figure 2-1. These samples were submitted to NEA for analysis. The analytical results (Table 2-1) indicated that two samples contained lead at levels that exceeded the TCLP regulatory levels (40 CFR 261.24). Utilizing this information, as well as the prior pre-removal characterization data, an area of TSCA/RCRA soils and an area of unclassified soils were defined, and it was determined that additional sampling of stockpiled soils would be performed for post-removal characterization prior to disposal (for the unclassified soils). Figure 2-1 provides the TCLP data and the resulting disposal classifications.

As the bank soils were removed, they were segregated into separate stockpiles depending on the classification (TSCA, TSCA/RCRA, or unclassified) as shown on Figure 2-1. To properly characterize the unclassified bank soils for disposal, additional post-removal sampling was performed on stockpiled soils prior to disposal. Stockpile sampling results and disposal characterizations are further discussed below.

To better assess the extent to which unclassified bank soils constituted a RCRA hazardous waste, additional samples were collected on August 7, 1997 from two temporary stockpiles located east of Building 68. These soils were generated from bank soils south of Building 68 that were removed to provide access for sheetpile installation. Five discrete-grab samples were collected from each stockpile and submitted to NEA for TCLP analysis for lead only. The results of the TCLP analyses of these samples for lead (Table 2-1) indicated that these materials constituted a RCRA hazardous waste and warranted TSCA/RCRA disposal.

In October 1997, unclassified bank soil samples were collected at three locations (68-CL-1, 68-CL-2, 68-CL-3) from a temporary stockpile. These stockpiled soils were generated from the removal along the river bank south of Building 68. The soils were removed to facilitate the construction of an access road to provide suitable transportation of sediment/bank soil removal equipment. Samples were submitted to NEA for TCLP analysis for lead only. The

---

analytical results (Table 2-1) indicated that 68-CL-1 and 68-CL-3 contained lead at levels that exceeded the TCLP regulatory levels; therefore, the entire soil stockpile was considered RCRA hazardous waste, and was subject to TSCA/RCRA disposal.

On December 5, 1997, to characterize unclassified bank soils prior to disposition, temporarily stockpiled materials were sampled from three locations (68-QM-1, 68-QM-2, 68-QM-3). These stockpiled soils were generated during completion of the removal action along the river bank south of Building 68. These samples were submitted to NEA for TCLP analysis for lead only. The analytical results (Table 2-1) indicated that these samples did not exceed the TCLP regulatory levels for lead. Thus, based on the available data, the stockpiled soils did not constitute a RCRA hazardous waste, and subsequently were disposed of as TSCA materials.

### **2.3 Pre-Removal Monitoring**

Prior to initiating removal actions, water column, biota, and air monitoring activities were performed within the vicinity of Building 68. The purpose of these monitoring activities was to document "baseline" or pre-removal water and air quality conditions within and/or adjacent to the River. The documentation of "baseline" river and adjacent to river conditions provided information to evaluate possible water column and air quality impacts (during the removal actions) due to the on-site activities. In addition, the results of post-removal biota monitoring activities were compared to the "baseline" data to assess the overall effectiveness of the removal actions (as discussed in Section 7). Information from the pre-removal programs was utilized to: assess water column variations in response to varying flow conditions; evaluate relative upstream/downstream variations in water column conditions (e.g., PCBs, turbidity level, etc.) under a variety of flow conditions; gauge PCB bioavailability through the performance of a caged fish study; and gauge the impacts of site activities on the presence of airborne particulates and PCBs.

#### **2.3.1 Water Column Monitoring**

The objective of the pre-removal water column monitoring program was to develop an understanding of "baseline" river conditions. To accomplish this objective, the results of individual monitoring events were not specifically reviewed or evaluated, as the intent of this phase of monitoring was to develop a representative and complete database of information.

The pre-removal water column monitoring program involved the collection of water samples from two locations within the River. These locations included an upstream location at the Newell Street bridge and a downstream location below the Newell Street footbridge. The monitoring locations, relative to the Building 68 area, are shown on Figure 2-2. From these monitoring locations, water column samples were collected and analyzed (unfiltered) for total PCBs (Aroclor-specific) and total suspended solids (TSS). To obtain a sample representative of the full river flow at each location, three mid-depth samples were collected at equally spaced intervals across the River and composited (equal volumes) into a single sample for analysis. In addition, measurements of turbidity, temperature, and water velocity were also obtained at each monitoring location. The handling and analysis of water column samples followed the procedures specified in the Sampling and Analysis Plan/Data Collection and Analysis Quality Assurance Plan (SAP/DCAQAP; BBL, May 1994).

The pre-removal water column monitoring program was conducted between May 1 and June 20, 1997. During this period, samples were collected approximately two to three times per week and as needed during unique flow conditions such as high intensity, short duration storm events. Samples were submitted to NEA for analyses of total PCBs and TSS. Measurements of turbidity, temperature, and water velocity were performed by field personnel. Results of this sampling program are presented in Table 2-2. In summary, Newell Street bridge total PCB data ranged from non-detect to 0.072 micrograms per liter (ug/l); TSS data ranged from 1.8 milligrams per liter (mg/l) to 14 mg/l. Newell Street footbridge total PCB data ranged from non-detect to 0.151 ug/l; TSS ranged from 1.8 mg/l to 9.1 mg/l.

---

Turbidity samples for Newell Street bridge and footbridge ranged from 1.77 Nephelometric Turbidity Units (NTUs) to 14.26 NTUs and from 2.05 NTUs to 8.06 NTUs, respectively. To estimate a river flow rate, velocity measurements were recorded at various points along the river transect. Newell Street bridge and Newell Street footbridge flow rates ranged from 32 cubic feet per second (cfs) up to 334 cfs.

Section 7 summarizes the water column activities performed and results obtained during and after removal actions.

### **2.3.2 Biota Monitoring**

To supplement the water column monitoring performed prior to removal actions, GE conducted a phased biota monitoring program involving the use of caged fish. The sampling and analysis of caged fish was intended to gauge the presence and short-term uptake potential of PCBs in the Housatonic River upstream and downstream of the Building 68 area before implementing the removal activities, to infer general spatial and temporal variations in PCB bioavailability. To accomplish this objective, a “baseline” caged fish sampling and analysis program was performed and coordinated with the “baseline” water column monitoring program, so the correlation between “baseline” river conditions and subsequent river conditions could be made as appropriate.

During the study, juvenile fathead minnows (*Pimephales promelas*) were contained within in-river cages constructed from 12-gallon polyethylene bins, each of which had several openings that were covered with a flexible fiberglass mesh to allow a free flow of water and food particles. Two fish cages containing approximately 250 minnows each, were placed at both the upstream and downstream sampling locations (as shown on Figure 2-2), submerged, and anchored above the river bed with stakes (not in contact with the river bottom). The cages were submerged in the River for a 42-day period, which was based on the length of time required for minnow populations to achieve maximum uptake of PCBs and reach a steady-state equilibrium. During the 42-day contact period, the cages were periodically removed from the River and sampled. One whole-body composite sample was collected before installing the cages (control sample), and then subsequently one from each cage after a 14-day and 28-day contact period. Two whole-body composite samples were collected from each cage after a 42-day contact period. Each sample was analyzed for total PCBs and percent lipids. A total of 17 samples (one control and eight samples at each location) were collected. The analysis of biota samples followed the procedures specified in the SAP/DCAQAP; results of the monitoring efforts are summarized below.

Samples were submitted to En Chem for analyses of PCBs and lipid concentrations of whole-body composite samples. Results of PCB and lipid analyses for the 14-, 28-, and 42-day exposure periods are presented in Table 2-3. For the maximum exposure period of 42 days the mean total PCB and the mean lipid-normalized PCB concentrations upstream of Newell Street bridge were 0.38 milligrams/kilogram [(mg/kg); also referred to as parts per million (ppm)] and 23 mg/kg lipid, respectively. The mean total PCB and the mean lipid-normalized PCB concentrations downstream of Newell Street footbridge were 2.7 mg/kg and 168 mg/kg lipid, respectively.

Section 7 summarizes during- and post-removal biota monitoring activities and results.

### **2.3.3 Air Monitoring**

The objective of the pre-removal air monitoring program was to develop an understanding of “baseline” air quality conditions adjacent to the Building 68 area removal action. Air monitoring activities were performed by BEC and subsequently provided in a document entitled *Scope of Work for Ambient Air PCB Monitoring at the Housatonic River/Building 68* (BEC, June 1997).

Section 7 summarizes contractor and general air monitoring activities and results that were performed during and/or after implementation of removal actions.

---

## **2.4 Site Preparation Activities**

Before commencing removal actions, several site preparation activities were performed, including provisions for site security, installation of erosion/sedimentation control measures, removal and disposal of vegetation, and relocation of site utilities and other facilities. Each of these activities is further described below.

### **2.4.1 Site Security**

Access to the Building 68 area was restricted by the controls that were previously in-place throughout the GE facility. In addition, the physical features of this particular area were restrictive (e.g., steep river bank, dense vegetation cover, etc.) and discouraged access to this area. To enhance the previous level of access control and site security during removal actions, additional measures were implemented. For example, GE installed additional fencing at the Newell Street and Lyman Street bridges to further restrict access to the river bank and posted signs as described in the Work Plan. To inspect and maintain the integrity of the new and existing fencing and warning signs along the river bank, GE implemented a weekly inspection program. These inspections, which began in May 1997, continued on a weekly basis until the completion of the project.

### **2.4.2 Erosion and Sedimentation Control**

Before initiating bank soil or sediment removal actions, appropriate erosion control measures were installed to minimize the potential for rainfall- or flood-induced migration of soils into or out of the areas subject to disturbance. These measures included the placement of geotextile fencing and hay bales along the edge of the river and sides of the bank as described in the Work Plan. After the erosion control measures were installed, the remaining site preparation activities were performed. The erosion control measures were maintained throughout the duration of the project, until restoration activities provided a final surface cover (as appropriate) in all areas. In addition, at the request of the OSC, a suspended silt curtain and boom was installed across the full width of the River, downstream of the removal area, during performance of sediment removal activities. The silt curtain and boom was installed in response to initial water column monitoring data in an effort to potentially reduce sedimentation. The silt curtain and boom remained in-place until the completion of all river-based activities.

Throughout the duration of the project, erosion and sedimentation controls were inspected on a regular basis and maintained and/or adjusted as necessary based on site conditions and site activities.

### **2.4.3 Removal and Disposal of Vegetation**

After erosion and sedimentation control measures were installed, and prior to soil excavation activities within a given area, brush and trees were removed from that area to allow removal and related activities to occur without significant obstructions. Clearing activities were performed for the north bank and south bank areas adjacent to the sediment removal areas. All above-grade materials that were cleared from the bank areas were chipped and/or cut up as necessary and removed from the site for appropriate disposal. These materials were handled as non-regulated wastes. Below-grade materials (i.e., tree stumps and roots) cleared as part of soil removal activities were disposed of in the same manner as soils from which the material was removed (e.g, TSCA or TSCA/RCRA disposal). These materials were broken into appropriately sized pieces (if necessary) so they could be easily managed during subsequent disposition activities.

During site clearing activities, the Remediation Contractor was instructed (by GE) to avoid contact between any trees that are being removed and any PCB-containing soils, regardless of whether or not the soil was to be removed. Any equipment used during clearing activities that contacted PCB-containing soil was cleaned prior to leaving the site using appropriate equipment cleaning procedures (as described in the Work Plan).

---

#### **2.4.4 Relocation of Utilities and Other Facilities**

Utilities and other facilities within the Building 68 area that impeded the removal activities were temporarily relocated or removed. Specifically, these included an overhead stream line, overhead electric line (480 volt), and GE's propane refilling station, as described in the Work Plan. Each of these utilities and the refilling station were removed or re-routed by GE before initiating removal activities.



## **3. Removal of River Sediment**

---

### **3.1 General**

As required by the Order, certain river sediments were removed from the Building 68 area. The overall area subject to removal included an approximate 500-foot stretch of the river generally located in the vicinity of Building 68. Within this reach, the lateral extent of sediment removal was primarily contained within the northernmost two-thirds of the Housatonic River, although limited removal extending nearly across the full width of the River was performed in two areas. The vertical extent of removal varied depending on the results of post-removal sampling.

This section provides additional details regarding the implementation of the sediment removal actions, including: the limits of sediment removal; water diversion/sheetpile installation; erosion and scour protection; access; sediment removal; and restoration.

### **3.2 Removal Limits/Quantities**

The anticipated initial removal limits for sediment were presented in the Work Plan. The volume of in-situ sediment corresponding to the initial limits was estimated to be approximately 1,250 cubic yards. Following removal to the initial limits, verification sampling was performed and the results were presented to the OSC. In consultation with the OSC, it was determined whether additional sediment removal would be performed. This procedure of additional removal and sampling was performed until the OSC determined that acceptable verification sample results had been obtained or until the practical vertical limits of removal were reached. This iterative process resulted in the removal of approximately 5,000 in-place cubic yards of sediment.

### **3.3 Water Diversion/Sheetpile Installation**

Since the majority of the sediments subject to removal were located within the northernmost two-thirds of the river, the active river flow was diverted around the removal area using steel sheetpiling. The sheetpiling was installed from the bank using a crane and vibratory hammer. Sheetpiling was installed at the locations indicated in the Work Plan with three exceptions: 1) sheetpiling was additionally installed surrounding the southeast removal area; 2) sheetpiling was additionally installed along the toe of the bank in the bank removal area; and 3) the sediment removal area was divided into removal "cells" using sheetpiling. These modifications were made due to stability concerns after it became apparent that the sediment removal would likely proceed to the maximum depth in these areas and to provide smaller removal areas to allow for better dewatering control. The sheetpiling remained in place until completion of restoration activities within a given area. Figure 3-1 shows the final sheetpile locations including the cell number designations.

### **3.4 Erosion and Scour Protection**

To provide protection from potential erosion and scour of the river bottom when the river flow was restricted through the southern channel, scour protection materials were installed and remained in place until the River was returned to full-width flow. The erosion and scour protection measures included the installation of a geotextile on the bottom of the River, which was weighted down with sand bags and precast concrete slabs. The scour protection was installed when the River was being diverted through the northern channel. The geotextile was installed parallel to the direction of flow and overlapped to provide protection of the river bottom and the bank. Due to the undercut nature of the banks, the geotextile was not extended up the bank; however, the geotextile was installed up to the point where bank erosion potential was not evident and sufficient vegetation was present. The edges of the geotextile were weighted using the concrete slabs, while the geotextile on the river bottom was initially weighted using sand bags. During the

---

removal action it was determined that the sand bags were not sufficient to anchor down the geotextile; as a result, additional concrete slabs were added.

Following completion of the water diversion activities, the erosion and scour protection materials were removed and the geotextile and sand bags were disposed of with the remaining soils/sediments. The concrete slabs were retained by the Contractor for re-use.

### **3.5 Access**

Prior to commencing sediment removal activities, it was necessary to provide sufficient access for equipment and materials. To perform sediment removal in the southeast cell, temporary abutments were constructed on the south bank of the River (adjacent to the removal area) and on the north bank of the River (upstream of Building 68). The construction of the temporary abutments utilized a geotextile layer installed on top of the existing bank, followed by the placement of clean fill (a suitable earthen material and stone) to provide a relatively level working platform extending toward the River. Additionally, an access roadway was constructed behind Building 68. To facilitate access road construction, some of the bank soils were removed and stockpiled for disposal, geotextile was placed, and clean fill then was placed and compacted to create a level roadway.

Once the access abutments or roadway were no longer needed, the fill materials were removed and stockpiled. At the request of the OSC, the stockpile was then sampled for PCBs to determine whether the materials could be re-used as fill for the bank removal area. The results of this sampling indicated a PCB result of 9.26 ppm. As a result, it was determined that the materials would not be re-used and were disposed of off-site as TSCA materials with the soil/sediment subject to disposal. Additionally, when it was determined that the access pad would no longer be needed for supplemental activities, 13 soil samples were collected and analyzed for PCBs from stockpiles of access pad materials removed from east of Building 68. The results of these samples ranged from 0.63 ppm to 971.5 ppm. As a result, it was determined that the materials would not be re-used and were disposed of off-site as TSCA materials with the soil/sediment subject to disposal.

### **3.6 Sediment Removal**

Sediment removal was performed while the river water and groundwater were being actively diverted or extracted from the removal area. This approach involved the use of sheetpiling positioned within the River to isolate the sediment removal areas. While this approach allowed the River to continue to flow in a gravity-based, open-channel flow, such an arrangement precluded the continuous diversion of the River around the entire area subject to removal (since the removal area nearly extended across the full river width in some areas). To address this situation, the removal approach involved the performance of sediment removal in two phases. The first phase included those sediment areas located in the southernmost one-third of the River (the southeast and southwest cell). Once removal actions were completed for this area, the second phase of removal (involving the northernmost two-thirds of the River – Cells 1 through 6) was performed. Additional details regarding the scope of removal within this phased approach are presented below. Figure 3-1 provides additional information related to the removal depths and verification sample results.

#### **3.6.1 Delineation and Verification of Removal Limits**

Prior to initiating sediment removal activities, Hill Surveyors conducted a survey to establish the original grade of the river bottom. The horizontal limits of removal were then located to establish the appropriate location for sheetpiling installation. Subsequently, a target elevation was established for each removal area based on the proposed removal depth. Once the Remediation Contractor had completed removal to the target depth, verification of the removal depth was also established via survey conducted by Hill Surveyors. If the target depth was not achieved,

---

additional material was removed, as appropriate. Following completion of restoration activities, Hill Surveyors additionally performed the survey to verify that the area had been restored to original grade. Appendix B provides the survey drawings for original grade and final excavation grade.

### **3.6.2 Summary of Removal Activities**

This section provides a summary of sediment removal activities. An area by area description is provided below.

#### Southwest Cell

Sediment was removed manually to the initial removal depth of approximately 0.5 feet. One verification sample was obtained and analyzed for PCBs; the results indicated a PCB concentration of 21.1 ppm. Based on this result, and consultation with the OSC, an additional 0.5 feet of sediment was removed (approximate total depth of one foot) and another verification sample was obtained and analyzed for PCBs; the result of this sample was 5.44 ppm. Based on this result, and consultation with the OSC, it was determined that removal was complete. The removal area was then restored. Figure 3-1 presents a summary of the removal depths and PCB results. Appendix B provides a worksheet identifying the final surveyed removal grades.

#### Southeast Cell

Based on pre-remediation sampling results, removal activities for the Southeast Cell were completed to an initial removal depth of 2.5 feet. Four verification samples were obtained and analyzed for PCBs; the results of these samples ranged from 614 ppm to 5,790 ppm. Based on these results, and consultation with the OSC, it was determined that additional removal would be performed. However, due to stability concerns and potential sloughing of bank materials, it was determined that the southeast cell would need to be isolated with sheetpiling to perform the additional sediment removal. Therefore, additional sheetpiling was installed to surround the removal area and an additional 2.5 feet of sediment were removed (approximate total depth of 5 feet). Two verification samples were collected and the results of these samples indicated PCB concentrations of 18.1 ppm and 144 ppm. Based on these results, and consultation with the OSC, it was determined that additional removal would be performed. As indicated in a September 2, 1997 letter from MTI (included in Appendix C), with the addition of bracing, the maximum depth of sediment removal (based on stability concerns) would be 7 feet; therefore, the bracing was installed and an additional 2 feet of sediment was removed (approximate total depth of 7 feet) and four final verification samples were obtained. The Remediation Contractor was not able to successfully obtain dewatering control for this final removal due to leaks from the sheetpile corners and joints; therefore, the final removal was performed primarily through a column of water. Due to the problems encountered with dewatering in the southeast cell, the Remediation Contractor initiated a procedure of welding the sheetpile corners and manually sealing the sheetpile joints with oakum (as the excavation progressed downward) to achieve dewatering control for all subsequent cells.

Following completion of the removal to a depth of approximately 7 feet and collection of the final verification samples, the removal area was then restored. The PCB concentrations of the final verification samples ranged from 77.9 ppm to 291 ppm. Figure 3-1 presents a summary of the removal depths and PCB results. Appendix B provides a worksheet identifying the final surveyed removal grades.

#### Cell 1

Initial removal activities for Cell 1 were completed to a depth of approximately 2.5 feet. Four verification samples were obtained and analyzed for PCBs. The results of these samples ranged from 0.598 ppm to 7.93 ppm. Based on these results, and consultation with the OSC, an additional foot of sediment (approximate total depth of 3.5 feet) was removed from the northeast, southwest, and southeast quadrants and three more verification samples were obtained

---

on September 23, 1997. The analytical results of these samples indicated PCB concentrations ranging from 0.858 ppm to 19.9 ppm. Based on these results, and consultation with the OSC, an additional 2 feet of sediment (approximate total depth of 5.5 feet) was removed from the northeast and southwest quadrants, and two verification samples were obtained and analyzed for PCBs. The analytical results of these samples indicated PCB concentrations ranging from 0.443 ppm to 51.7 ppm. Upon completion of the removal to 5.5 feet, several sediment "boils" were noted in the southwest quadrant. Since the presence of the "boils" created an unsafe condition for personnel in the removal area, it was determined, in consultation with the OSC, that sediment removal would continue to a total depth of approximately 8 feet without personnel entering the work area to clean out sediment against the sheeting. One verification sample was obtained by sampling from the excavator bucket. The entire removal area was then restored. The result of the final verification sample indicated a PCB concentration of 201 ppm. Figure 3-1 presents a summary of the removal depths and PCB results. Appendix B provides a worksheet identifying the final surveyed removal grades.

### Cell 2

Initial removal activities for Cell 2 were completed to a depth of approximately 5 feet (with the exception of a "wedge" of sediment along the bank side sheeting, for safety reasons). Four verification samples were obtained and analyzed for PCBs. The results of these samples indicated PCB concentrations ranging from 0.541 ppm to 34.1 ppm. Based on these results, and consultation with the OSC, an additional foot of sediment (approximate total depth of 6 feet) was removed from the western half of cell 2 (with the exception of the sediment "wedge"). Two more verification samples were obtained and analyzed for PCBs. The results of these samples indicated PCB concentrations of 0.701 ppm and 1.52 ppm. It was determined, in consultation with the OSC, that the "wedge" of sediment would be removed to the appropriate grade (i.e., 5-foot depth in the eastern portion and 6-foot depth in the western portion) and then restoration would be initiated. Due to stability concerns the "wedge" of sediment was removed and the removal area was restored in short sections. Figure 3-1 presents a summary of the removal depths and PCB results. Appendix B provides a worksheet identifying the final surveyed removal grades and sample locations.

### Cell 3

Initial removal activities for Cell 3 were completed to a depth of approximately 4 feet. Six verification samples were obtained and analyzed for PCBs. The analytical results of these samples indicated PCB concentrations ranging from 1.17 ppm to 632 ppm. Based on these results, and consultation with the OSC, in order to facilitate deeper excavation, bracing was installed and an additional 2 feet of sediment (approximate total depth of 6 feet) was removed from the northern half of the cell and an additional one foot of sediment (approximate total depth of 5 feet) was removed from the southern half of the cell. Following completion of removal to these depths, six verification samples were obtained and analyzed for PCBs. The results of these samples indicated PCB concentrations ranging from 1.26 ppm to 1,860 ppm. It was determined, in consultation with the OSC, that removal activities would be discontinued and restoration would be performed following removal of an additional 2 feet (approximate total depth of 8 feet) from the northern two-thirds of the cell. This determination was based on the average PCB concentration of the completed areas being less than 10 ppm and the anticipated completion of removal in the northern two-thirds of the cell to the maximum depth. The additional removal in the northern two-thirds of the cell (approximate depth of 8 feet) was completed and two PCB verification samples were obtained. The results of these samples indicated PCB concentrations of 234 ppm and 280 ppm. The removal area was then restored. Figure 3-1 presents a summary of the removal depths and PCB results. Appendix B provides a worksheet identifying the final surveyed removal grades and sample locations.

---

#### Cell 4

Initial removal activities for Cell 4 were completed to a depth of approximately 5 feet. Four verification samples were obtained and analyzed for PCBs. The results of these samples indicated PCB concentrations ranging from 14.4 ppm to 301 ppm. Based on these results, and consultation with the OSC, in order to facilitate deeper excavation, bracing was installed and an additional 2 feet of sediment (approximate total depth of 7 feet) was removed from the eastern half of the cell and an additional one foot of sediment (approximate total depth of 6 feet) was removed from the western half of the cell. Following completion of removal to these depths, four verification samples were obtained and analyzed for PCBs. The results of these samples indicated PCB concentrations ranging from 2.23 ppm to 18.7 ppm. It was determined, in consultation with the OSC, that removal activities would be discontinued and restoration initiated. This determination was based on the average PCB concentration of the completed areas being less than 10 ppm. The removal area was then restored. Figure 3-1 presents a summary of the removal depths and PCB results. Appendix B provides a worksheet identifying the final surveyed removal grades and sample locations.

#### Cell 5

Initial removal activities for Cell 5 were completed to a depth of approximately one foot. Twelve verification samples obtained and analyzed for PCBs. The results of these samples indicated PCB concentrations ranging from 63.3 ppm to 24,600 ppm. Based on these results, and consultation with the OSC, an additional 2 feet of sediment (approximate total depth of 3 feet) was removed from the entire cell and 12 additional verification samples were obtained and analyzed for PCBs. The PCB concentrations of these samples ranged from 3.33 ppm to 15,500 ppm. Based on these results, and consultation with the OSC, an additional 2 feet of sediment (approximate total depth of 5 feet) was removed from the entire cell. Additionally, seven additional sample locations were added at this depth per the request of the OSC, and 19 verification samples were obtained and analyzed for PCBs. The PCB concentrations of these samples ranged from non-detect to 8,980 ppm. It was determined, in consultation with the OSC, that additional material would be removed from the western end of the removal area and from a portion of the eastern end of the removal area (i.e., the areas with PCB concentrations greater than 10 ppm). In order to facilitate deeper excavation, bracing was installed at the western end of the removal area. Therefore, an additional one foot of sediment (approximate total depth of 6 feet) was removed from a portion of the eastern end of the cell and four verification samples were obtained and analyzed for PCBs. The PCB concentrations of these samples ranged from 0.395 ppm to 39.8 ppm. It was determined, in consultation with the OSC, that removal activities would be discontinued (following completion of the western end of the cell to the maximum depth) and restoration initiated. This determination was based on the average PCB concentration of the completed areas being less than 10 ppm. An additional 3 feet of sediment (approximate total depth of 8 feet) was removed from the western portion of the cell and seven verification samples were obtained and analyzed for PCBs. The PCB concentrations of these final verification samples ranged from non-detect to 77.7 ppm. The removal area was then restored. Figure 3-1 presents a summary of the removal depths and PCB results. Appendix B provides a worksheet identifying the final surveyed removal grades and sample locations.

#### Cell 6

Initial removal activities for Cell 6 were completed to a depth of approximately 3.5 feet. Three verification samples were obtained and analyzed for PCBs. The PCB concentrations of these samples ranged from 37.2 ppm to 559 ppm. Based on these results, and consultation with the OSC, in order to facilitate deeper excavation, sheeting was driven to a deeper depth and an additional 2.5 feet of sediment (approximate total depth of 6 feet) was removed from the entire cell. Three verification samples were obtained and analyzed for PCBs. The PCB concentrations of these samples ranged from 491 ppm to 1,730 ppm. Based on these results, and consultation with the OSC, an additional 2 feet of sediment (approximate total depth of 8 feet) was removed from the entire cell and three more verification samples were obtained. In addition, at the request of the OSC, a soil boring was performed in the base of the removal

---

and samples were collected representing the 8-8.5, 8.5-9, 9-10, 10-11, 11-12, and 12-13 foot depth intervals. With concurrence of the OSC, the removal area was then restored. The PCB concentrations of the final verification samples ranged from 10.8 ppm to 2,240 ppm, while the PCB concentrations of the soil boring samples ranged from 6.66 ppm to 768 ppm. Figure 3-1 presents a summary of the removal depths and PCB results. Appendix B provides a worksheet identifying the final surveyed removal grades.

### **3.7 Summary of River Bottom Restoration**

This section presents information concerning river bottom restoration activities. The Order required a plan to restore the river bed and related habitat, to the extent technically practicable and appropriate. In support of this, GE completed a pre-removal habitat assessment for the river bottom and bank (Appendix C). The habitat assessment concluded that the restoration method for the river bottom as proposed in the Work Plan would be appropriate. The OSC approved implementation of the river bottom restoration plan.

Restoration activities for the river bottom varied based on the results of the post-removal sampling activities. In areas where residual PCB concentrations remained at levels greater than 1 ppm, restoration consisted of the placement of a non-woven geotextile in the base of the excavation followed by placement of a 2- to 3-inch stone layer. The remainder of the excavation was then filled with a variable depth of sand material, a 10-inch depth of rip-rap, and a 6-inch depth of sand to return the river bottom to the approximate pre-removal elevation. Restoration activities were performed in accordance with the Work Plan, and in accordance with the Agencies' request for a 6-inch depth of sand on top of the rip-rap. These activities were performed for the southeast cell, the northwest quadrant of Cell 1, and Cells 3 through 6. In areas where residual PCB concentrations in the remaining sediment were at levels less than 1 ppm, restoration activities did not include the geotextile or 2- to 3-inch stone. These areas included the southwest quadrant, the remainder of Cell 1, and Cell 2.

The sandy materials used for construction of the restoration system were subject to laboratory testing and analysis. The data for this material collected as part of this project are presented in Appendix D and include analyses for PCBs, volatile organic compounds (VOCs), semi-volatile organic compounds (SVOCs), total petroleum hydrocarbons (TPH) and metals. Due to the nature of the stone materials, it was not practical to sample them.

## **4. Removal of Bank Soils**

---

### **4.1 General**

As required by the Order, certain bank soils were removed from the Building 68 area. The overall area subject to removal included an approximate 170-foot stretch of land along the River, extending from the top of the river bank to the edge of the River. Within this area, the extent of soil removal was as proposed in the Work Plan with the exception of the area located north of the sheetpiling located at the top of the bank. For this area, post-removal verification sampling was used to determine whether additional bank soil removal would be performed.

This section provides additional details regarding the implementation of the bank soil removal actions, including the limits of bank soil removal, sheetpile installation, and restoration.

### **4.2 Removal Limits/Quantities**

The anticipated initial removal limits for bank soil were presented in the Work Plan. The volume of in-situ bank soil corresponding to the initial limits was estimated to be approximately 1,000 cubic yards. Following removal to the initial limits, verification sampling was performed for the area west of Building 68, north of the sheetpiling line, and the results were presented to the OSC. In consultation with the OSC, it was determined that additional bank removal would be performed. This process resulted in the removal of an additional approximately 100 in-place cubic yards of bank soil; therefore, the overall volume of in-situ bank soil removed was approximately 1,100 cubic yards.

### **4.3 Excavation Stability**

Given the anticipated removal limits, and the proximity of the River and Building 68 to the removal area, structural support of the excavation sidewalls and Building 68 itself was required during the removal actions. Sheetpiling was installed at the locations indicated in the Work Plan with the exception of the toe of the bank as discussed in Section 3.3. Bracing also was installed within the removal area to provide additional support for the sheetpiling, and to divide the removal area into excavation bays.

An additional consideration related to the installation of the sheetpiling in this area was the stability of the Building 68 structure and potential settlement or horizontal displacement of Building 68. The primary concern related to this potential movement was the weakening of the structure that could permit a future collapse during a major loading event, such as high snow loads. To address this concern, a surveying program was initiated by the Contractor to measure potential horizontal and vertical displacements of the structure footings and walls during and following the remedial program. Several building components were monitored for horizontal and vertical movements using standard surveying techniques. Measurements obtained prior to installing the sheetpiling indicated that movement was determined to be within tolerable limits by GE.

### **4.4 Bank Soil Removal**

As discussed within this Completion of Work Report, a number of on-site activities were performed before initiating bank soil removal actions. Such activities included, but were not limited to, the installation of erosion and sedimentation control measures, removal of trees and other vegetation from the areas to be affected by the removal actions, installation of the appropriate material handling and staging facilities, sheetpile installation, and completion of sediment removal activities. Once these activities were completed, removal actions commenced. This section summarizes some of the information concerning the method and sequence of bank soil removal. For discussion purposes, the bank has been divided into three areas:

---

Area A	Area located north of the upper bank sheetpiling and behind Building 68;
Area B	Area located south of the upper bank sheetpiling; and
Area C	Area located north of the upper bank sheetpiling and west of Building 68.

Figure 4-1 presents a summary of the PCB data and final excavation depths. A description of removal activities for each area is presented below.

#### Area A

Excavation activities in Area A were completed to an approximate depth of 3.5 feet. Due to stability concerns with the footings of Building 68, excavation of this area did not proceed to the depth of the stormwater pipeline and a wedge of soil was left against the building foundation. This modification to the proposed excavation depth was made in consultation with the OSC. Additionally, as requested by the OSC, five PCB samples were obtained for documentation purposes. These samples were obtained from the base of the sloped soil against the south wall of the building and analyzed for PCBs. The PCB concentrations of these samples ranged from 891 ppm to 63,700 ppm. Based on these results, the OSC requested that GE place geotextile on the sloped surface and bottom of this excavation prior to backfilling. Also, at the request of the OSC, some additional soil was removed from the top of the soil wedge at the western end of the building to ensure that a minimum of 6 inches of clean backfill would be placed over the PCB-containing soils.

#### Area B

Following the installation of appropriate bracing, excavation activities in Area B were completed to the water table (elevation 972) in accordance with the Work Plan. In addition, an approximate 3-foot wedge of soil was removed at the toe of the bank (also in accordance with the Work Plan). Additional soil excavation below elevation 972 was attempted behind the building in an area of visually stained soil. The excavation area immediately filled with water (due to excavation below the water table and the level of the River) and therefore it was not feasible to proceed any deeper. Upon completion of the excavation, PCB samples were obtained for documentation purposes at approximate 25-foot intervals. The PCB concentrations of this sampling ranged from 2.49 ppm to 3,980 ppm. Upon collecting the PCB samples, the excavation area was restored.

#### Area C

Initially, excavation activities in Area C were completed to a depth of approximately 2 feet. However, three confirmatory PCB samples were obtained and PCB concentrations of these samples ranged from 1,100 ppm to 2,040 ppm. The results were presented to the OSC and it was agreed that the excavation would continue to the maximum depth (i.e., approximately 5 feet, the depth of the stormwater pipeline). The additional excavation was performed and three PCB samples were obtained for documentation purposes. The PCB concentrations of these samples ranged from 38.3 ppm to 766 ppm. Following collection of the PCB samples, the excavation area was restored.

### **4.5 River Bank Area Restoration**

This section presents information concerning river bank restoration activities. The Order required a plan to restore the river bank and related habitat, to the extent technically practical and appropriate. In support of this, GE completed a pre-removal habitat assessment for the river bottom and bank (McLaren Hart, June 1997). In a letter dated December 16, 1997, GE provided a preliminary description of proposed minor modifications to the bank restoration plan, which were verbally approved by the OSC. GE submitted a more detailed restoration plan, (prepared by New England Environmental, Inc.) in a letter dated February 18, 1998. The OSC approved the revised bank restoration plan in a letter dated March 16, 1998 and requested that GE submit a proposal to plant trees. GE submitted a tree



---

planting plan on April 7, 1998, which was approved by the OSC in a letter dated April 10, 1998. Copies of all communications between GE and the USEPA referenced in this paragraph are included in Appendix C.

Restoration activities for the river bank removal area consisted of the placement of 3-inch stone to reshape the wedge (where necessary due to sloughing of the slope). Geotextile was then placed at the base of the excavation and rip-rap was used as backfill for the wedge, while a compacted sand (the same material as used for the river bottom) was used as backfill for the remainder of the bank to a depth of approximately 6 inches from original grade. Surface restoration included placing topsoil and erosion control materials (erosion blanket and coir fascines) for the bank and placing 2- to 3-inch stone for the top of the bank west of Building 68, similar to what was originally at the surface in this area. In the spring 1998, some areas of upper bank soil erosion were noted west of Building 68; and in consultation with the OSC rip-rap was used to restore these areas (as shown on the survey drawings - Appendix B). The planting of grass, trees, shrubs, live willow stakes, and herbaceous plants, consistent with the requirements of the revised restoration plans, was completed in spring 1998. Table 4-1 provides a summary of plantings.

#### **4.6 Bank Inspection and Maintenance Activities**

This section describes the inspection/maintenance and additional restoration activities conducted at the river banks of the Building 68 area in 1999. On May 25, 1999 the USEPA performed an inspection of the Building 68 area to determine compliance with the restoration performance standards specified in the USEPA's March 16, 1998 letter to GE. Based on the results of the USEPA's inspection, as presented in the USEPA's letter to GE dated June 3, 1999, GE performed additional activities in order to meet the performance standards for plantings (see Table 4-1) and no active signs of erosion. GE, in a letter dated July 7, 1999, summarized activities completed, as requested in the USEPA's June 3, 1999 letter; however, due to lack of availability of dormant willow stakes, GE proposed to wait until Fall 1999 before planting the willow stakes. In addition, GE indicated that it had observed improvements in the growth of willows and herbaceous plants in the lower bank area and would re-evaluate the area in the fall to determine if growth of these plant species had sufficiently improved.

In September 1999, the USEPA performed an inspection of the Building 68 area to determine if any corrective actions were required to address bank soil erosion or erosion/failure of the rip-rap at the river/riverbank interface, and to determine compliance with the following performance standards for plantings: 90% cover of herbaceous vegetation, 80% survival of container-grown plantings and trees, and 50% survival of live stakes. Based on the results of the USEPA's inspection, as presented in the USEPA's letter to GE dated September 13, 1999, GE performed maintenance activities to address any areas in which erosion was present. In addition, in accordance with the USEPA's September 13, 1997 letter, an additional 20 gray dogwoods were planted on September 27, 1999 to meet performance standards (see Table 4-1).

## **5. Summary of Supplemental Bank Investigations (Oil/NAPL Characterization)**

---

### **5.1 General**

During the course of sediment removal activities within the River, oil and sheens were observed within certain areas of the excavation limits on three separate occasions: 1) Sheens were observed in portions of the excavation subgrade, as well as some of the excavated sediments removed from these areas. These sheens were attributed to oils that had previously been entrained within the sediments and were observed during the removal action; 2) Sheens were observed on the surface water impounded between the sheetpile wall and the base of the river bank adjacent to Building 68; these sheens appeared to originate from oils contained within sediments or low-lying bank soils present behind the sheetpile or within the river bank; and 3) Oils were observed in sediments present at the western end of the removal area. All observed sheens and oils (henceforth referred to as nonaqueous phase liquid or NAPL) were located within areas that were adequately controlled to prevent migration or release to the River, and were properly contained and removed by GE. Although no releases to the River occurred, GE promptly reported these occurrences to the OSC. Further information regarding the observed NAPL, and the response actions and notifications performed by GE, were provided to the Agencies in Section 2 (Description of the Current Situation) of a report entitled *Building 68 Area Removal Action - Assessment of Observed Oil and Proposed Activities* (BBL, October 1997).

In the document entitled *Building 68 Area Removal Action - Assessment of Observed Oil and Proposed Activities* report, and subsequent documents, GE proposed a number of river bank characterization activities to address the presence of NAPL within the removal action excavation limits. The scope of these supplemental characterization activities, and the principal findings resulting from these investigations, are summarized in the following sections. In addition, for reference, a summary of NAPL and surface water sheen analytical data is provided in Table 5-1. Detailed descriptions of the investigation activities and results were provided to the Agencies previously in the documents referenced below.

### **5.2 Scope of Supplemental Characterization Activities**

In the *Building 68 Area Removal Action - Assessment of Observed Oil and Proposed Activities* report, GE proposed investigations to define the extent and, if possible, determine the origin of NAPL observed during the Building 68 removal action. The proposed activities included the installation of soil borings and monitoring wells along the top of the river bank, sampling of low-lying river bank soils, and monitoring of the new wells for the presence of NAPL. The proposal was conditionally approved in a letter from the USEPA dated October 22, 1997. The field program was completed between November 4 and November 12, 1997.

The results of these activities were submitted to the USEPA in a draft document entitled *Report on Supplemental Characterization Activities - Building 68 Area* (BBL, December 1997). In response to USEPA comments dated February 3, 1998, GE submitted a revised draft of the report on February 17, 1998. In the revised report, GE proposed additional characterization activities to more fully evaluate the thickness, grain size, and three-dimensional orientation of a silt unit found at depth, and to better define the extent of NAPL encountered in one monitoring well installed during the November 1997 investigation. In addition, supplemental removal action activities were proposed for portions of the bank adjacent to the original sediment removal area that were not addressed as part of the bank remediation.

The portion of the February 17, 1998 GE proposal related to supplemental characterization activities was approved by the USEPA in a letter dated February 25, 1998. The field activities, including the installation of three shallow wells to the top of the silt unit and one deep well through the silt unit or to bedrock, were completed in two phases

---

during March and April 1998. The results of the first phase, the installation of the three shallow monitoring wells, were documented in a draft letter report dated March 25, 1998. A final report addendum describing the results of the deep monitoring well installation was submitted on May 22, 1998.

The portion of the February 17, 1998 GE proposal related to the supplemental bank remediation activities was approved by the USEPA in a letter dated October 16, 1998. The supplemental remediation activities were related to removal of additional soil/sediment, storm water control, and scour protection and included the following:

- Removal of river sediments and low-lying bank soils located between the existing sheetpiling and the base of the river bank;
- Modification of the stormwater drainline system and pavement additions, as necessary, to direct surface runoff from the paved area between Building 68 and the Newell Street parking lot footbridge to the existing stormwater system; and
- Installation of scour protection at stormwater manholes MH-1, MH-2, and MH-4 between Building 68 and the Newell Street parking lot footbridge.

These activities were performed between October 1998 and July 1999 and are identified on Figure 5-1. Additional details regarding the supplemental activities are further discussed in Section 5.4.

### **5.3 Results of Supplemental Characterization Activities**

The objectives of the supplemental characterization activities were to define the extent and, if possible, determine the origin of the NAPL observed during the Building 68 removal action. The principal findings resulting from these investigations are outlined below:

- Dense NAPL (DNAPL) was encountered in the subsurface soils in the vicinity of wells 3-6C-EB-25 and 3-6C-EB-28. Although sheens were present in soil samples from borings 3-6C-EB-22 and 3-6C-EB-23, NAPL has not been observed in these, or the six remaining, wells during subsequent monitoring events. In addition, total PCB and SVOC concentrations in soil samples from the latter borings were not indicative of the presence of NAPL, and total PCB concentrations for the six river-river bank interface soil samples typically were less than 10 ppm. These results confirm that the occurrence of free-phase NAPL is restricted to the immediate vicinity of wells 3-6C-EB-25 and 3-6C-EB-28.
- The stratigraphic relationships revealed during the supplemental characterization activities document that the DNAPL occupies a depression in the silt surface centered near well 3-6C-EB-25. The deep boring completed in April 1998 revealed that the silt unit is a glacial till layer that is approximately 30 feet thick in the vicinity and directly overlies bedrock.
- The thickness and lateral continuity of the till suggest that the potential for DNAPL to reach bedrock is minimal. A detailed evaluation of the capacity of the till to impede the downward migration of DNAPL, based on grain size and DNAPL density/viscosity analyses, was performed and submitted to the USEPA on September 25, 1998. This evaluation confirmed that the DNAPL occurrence adjacent to the River is of limited lateral extent.
- The 10 monitoring wells installed during the supplemental characterization activities were monitored weekly for the presence of NAPL from November 1997 to February 1999 (see Section 5.5 for further details regarding current monitoring activities). The DNAPL thickness in well 3-6C-EB-25 has exceeded one foot on two occasions (December 1, 1997 and January 5, 1998); on each occasion, DNAPL was manually bailed and disposed of in

---

accordance with state and federal regulations. DNAPL levels in well 3-6C-EB-28 have not exceeded one foot on any of the monitoring dates. Light NAPL (LNAPL) has not been observed in any of the wells to date.

- The data developed during the supplemental characterization activities also indicate the NAPL observed during the Building 68 removal action originated from a laterally restricted DNAPL zone in the vicinity of well 3-6C-EB-25. Stratigraphic and chemical composition evidence indicates that it is unlikely that the Building 68 NAPL originated at the Newell Street parking lot site. On the Newell Street parking lot site, DNAPL occurs at an elevation of approximately 950 feet above mean sea level. In contrast, DNAPL observed in wells 3-6C-EB-25 and 3-6C-EB-28 north of the River and in the river excavation cells occurred at an elevation of approximately 962 feet above sea level. Additionally, the physical and chemical characteristics of DNAPL samples from the Building 68 vicinity and the Newell Street parking lot site are distinct. As reported in the March 25, 1998 draft letter report, the Newell Street parking lot DNAPL is characterized by a much lower density and distinct Aroclor, VOC, and SVOC distributions. These results confirm that the DNAPL present in the Newell Street parking lot site is not related to the DNAPL observed in wells 3-6C-EB-25 and 3-6C-EB-28 or within the former river excavation cells.

#### **5.4 Supplemental Sediment/Bank Remediation Activities (1998 Activities)**

In the September 25, 1998 Building 68 Supplemental Characterization Activities Status Report, GE proposed to install approximately 150 feet of barrier sheeting, install a DNAPL recovery well, and perform a pilot test for active DNAPL recovery. On October 1, 1998, the USEPA conditionally approved the proposed sheetpile installation subject to GE extending the sheetpiling by approximately 15 feet. The remaining activities proposed in the September 25, 1998 status report were conditionally approved by the USEPA in a letter dated October 16, 1998. Details regarding the DNAPL monitoring are presented in Section 5.5. The remaining activities, which were initiated in October 1998 and were completed in July 1999, are further discussed below.

Following the installation of appropriate erosion control measures along the bank, during November and December 1998, approximately 180 linear feet of steel sheetpile was installed near the base of the river bank, east of the footbridge. Lower bank soil removal activities were performed prior to the installation of the sheeting. In addition, certain areas of the upper bank were excavated to depths of 1 to 3 feet. These areas were excavated consistent with proposed bank soil removal activities associated with the upper ½-mile reach of River. The upper bank excavation activities were part of a proposed plan for the upper ½-mile reach that is schedule to be initiated in 1999. However, since GE was already performing lower bank soil removal activities in the Building 68 area, the upper bank soil removal activities were performed at the same time.

Approximately 1,230 cubic yards of bank soil/sediment were removed from the upper and lower bank areas, and placed in a stockpile area to allow gravity dewatering (if needed). This material was then subject to off-site disposal at the CWM facility as TSCA-regulated materials. The approximate extent of removal, as well as the approximate horizontal limits of sloped excavations (performed in order to provide equipment access for toe of slope excavation activities), is shown on Figure 5-1. Water collected as part of excavation dewatering activities was pumped to a baffle tank for settling and transported to the Building 64G Groundwater Treatment Facility (GWTF) for treatment and discharge. In addition, any PCB-containing material was handled in accordance with the requirements of the Removal Action Work Plan.

Following the excavation and partial backfill of the sediment and adjacent low-lying bank soils (to the extent required to allow sheetpile installation), the sheetpile was installed. The sheetpile joints were then flushed and sealed with a cement grout and bank restoration activities were completed. Restoration consisted of the placement of rip-rap at the toe of the slope at an approximate 1:1 slope, over the top of the sheetpile. The upper portion of the bank was backfilled with soil material to a depth of 6 inches below original grade and 6 inches of top soil was placed to return the bank to the approximate original grade. The area was then seeded with an annual rye grass mix and erosion

---

control fabric was placed as temporary erosion control measures until final restoration activities can be completed during the upper ½-mile reach restoration activities. Following completion of restoration and installation of the temporary erosion protection measures, the remaining sheetpile from the 1997 activities was removed and subject to cleaning activities. In addition, bank inspection/maintenance activities were subsequently performed, as discussed in Section 4.6.

## **5.5 NAPL Monitoring/Pilot Test**

Beginning in November 1997, monitoring wells 3-6C-EB-22 through 3-6C-EB-27 were monitored on an approximately weekly basis for the presence of DNAPL. The weekly monitoring program was also later expanded to include monitoring wells 3-6C-EB-28 through 3-6C-EB-31, 3-6C-EB-13, and 3-6C-EB-14. The results of the monitoring activities indicated the small amounts of DNAPL were present in monitoring wells 3-6C-EB-25 and 3-6C-EB-28 at a relatively constant thickness. Additional data collected during several characterization activities (which have been reported to the Agencies in various submittals) indicate that the DNAPL present in these wells was part of a localized occurrence. Consequently, in a letter dated November 14, 1998, GE proposed to perform a two-week DNAPL removal evaluation of these two wells and evaluate the data obtained for implementation of a long-term DNAPL monitoring and removal program for this area. The proposed evaluation was approved by the USEPA in a letter dated December 16, 1998.

Subsequently, DNAPL was monitored and removed (via manual pumping) over a two-week period between December 28, 1998 and January 11, 1999. The results of the monitoring activities indicated that there were not significant amounts of DNAPL in the river bank area west of Building 68 and that removal rates for DNAPL (if any) in these wells would be slow. Based on these results, in a letter dated January 19, 1999, GE proposed to conduct monitoring on a weekly basis for wells 3-6C-EB-25 and 3-6C-EB-28. GE proposed that if the thickness of the DNAPL is greater than or equal to 0.5 feet, the material will be manually pumped and properly disposed of. In addition, GE proposed not to install a DNAPL recovery well and to perform monthly monitoring for wells 3-6C-EB-26 and 3-6C-EB-29 (which are located immediately adjacent to the west and east, respectively, of wells 3-6C-EB-25 and 3-6C-EB-28), and to discontinue monitoring for wells 3-6C-EB-13, 3-6C-EB-14, 3-6C-EB-22, 3-6C-EB-23, 3-6C-EB-24, 3-6C-EB-27, 3-6C-EB-30, and 3-6C-EB-31 since DNAPL had not been detected during weekly monitoring conducted to date of the letter submitted. The proposal was approved by the USEPA in a letter dated February 2, 1999, and GE is currently implementing these activities.

## **6. Material Handling and Disposition**

### **6.1 General**

This section describes the various handling and disposition activities associated with the Building 68 removal action. As bank soils and river sediments were removed from the area, a number of intermediate on-site handling activities were performed for the soils, sediments, liquids, and residual wastes that were generated during the removal action. Ultimately, the bank soils and sediments removed during this project were transported to off-site facilities for appropriate disposal in accordance with applicable regulations.

### **6.2 Handling of Soils and Sediments**

Several handling-related activities were performed between the time that the bank soils and sediments were removed and the time they were subject to final disposition. As noted previously, certain bank soils within the Building 68 area were subject to RCRA treatment/disposal requirements in addition to TSCA disposal requirements. Hence, the various components of the removal and disposition process (i.e., excavation, handling, and treatment/disposal) were performed separately for those soils, and those soils were kept segregated from other excavated materials to minimize cross-contact. In addition, the bank soils and sediments required dewatering to facilitate subsequent disposition activities.

For the southeast sediment removal cell, the sediment was loaded into hoppers that were lifted across the River using a crane and placed into a lined dump truck. When filled, the dump truck was moved to the staging/dewatering area (discussed below) located in the parking lot to the east of Building 68 and emptied. For the other sediment and bank soil removal areas, the sediment/soil was loaded directly into a lined dump truck. When filled, the dump truck was moved to the staging/dewatering area and emptied. As discussed in Section 2.2, the bank soils were segregated as TSCA, TSCA/RCRA, or unclassified materials, and separately handled and staged.

Due to site restraints and the condition of the removed materials (i.e., excess water), the removed materials were placed in a temporary staging area located in the parking lot to the east of Building 68. Construction of the staging area involved the use of impermeable polyethylene liner material placed over a perimeter berm, constructed of hay bales. The resulting configuration allowed placement of materials into the temporary staging area while minimizing the potential for contact with the underlying surface and the migration of any water released from the materials while present in the staging area. To minimize the potential for PCB migration due to wind- and rainfall-related factors, staged materials were covered with a polyethylene cover and anchored when the area was not actively being used. The staging areas were inspected daily and any noted deficiencies were promptly addressed. Water that gravity drained from the soils/sediment was pumped to the on-site water treatment facilities, as it accumulated, for treatment.

Final disposition of the removed soils and sediments involved treatment and/or disposal at an off-site facility. Once a sufficient volume of material had accumulated within the staging area, and it was determined to be adequately dewatered (via the paint filter test; SW-846 Method 9095), the materials were placed into disposal vehicles for subsequent transport. All aspects of the handling, loading, transport, and disposal of materials was performed under GE's supervision and only used GE-approved organizations. Materials subject to TSCA disposal were transported via over-the-road trucks to the CWM facility in Model City, New York for disposal. Materials subject to RCRA requirements were transported via over-the-road trucks to the CWM facility in Model City, New York for treatment and disposal. All off-site transport of materials was performed by licensed haulers in accordance with appropriate local, state, and federal regulations. Loaded vehicles leaving the GE facility were appropriately tarped, manifested, and placarded in accordance with appropriate federal RCRA, TSCA, and Department of Transportation (DOT) requirements, as well as any equivalent state requirements.

---

Approximately 11,720 tons of sediment and 2,570 tons of soil were subject to off-site disposal. Table 6-1 provides a disposal summary including manifest numbers, dates, and disposal weights. Copies of the executed manifests and certificates of disposal are available upon request.

### 6.3 Handling of Water

The removal approach for sediments and the bank soil wedge involved the nearly continuous extraction of water such that the sediments and soil wedge were exposed and, to the extent practical, in a dry state during removal. This section describes the handling and treatment of water extracted during the dewatering process. Also, the handling and treatment of water released from the removed materials as part of this gravity dewatering process, as well as water resulting from equipment cleaning activities, is further described below.

Initially, the southeast cell was isolated from the flow of the River and dewatered by pumping water from the Cell to the River, and then, when the water depth reached approximately one foot pumping the water to the water treatment system. This procedure was repeated for the other sediment excavation cells. Due to the problems encountered in the southeast cell in maintaining dewatering control, the Remediation Contractor initially was maintaining a one-foot water level in Cells 2 and 5 (by setting the pump at a level located one-foot above the sediment and pumping the water to the River on a continuous basis) while performing sediment removal activities in adjacent Cells 1 and 6. This procedure was performed in an effort to reduce the hydraulic pressure outside Cells 1 and 6 during removal activities. At the request of the OSC, a sample of this discharge from Cell 2 was obtained and analyzed for PCBs. The results of this sample was 2.74  $\mu\text{g}/\text{l}$  and at the request of the OSC, the discharges were discontinued, as well as dewatering in this manner (i.e., maintaining lowered water levels in adjacent cells) for the remainder of the project.

Water was also generated as part of soil/sediment stockpiling activities and equipment cleaning activities. For these activities, water accumulated within an area that was lined with polyethylene and surrounded by a perimeter berm. The handling of water generated from these activities involved pumping the water on an as-needed basis, as it accumulated within the staging area or cleaning area, to the water treatment system.

Water collected from the above three sources was sampled and treated prior to discharge using one of two on-site portable water treatments systems, GE's 64T Wastewater Treatment Facility (WTF) or 64G GWTF. Initially, water was treated using a 50 gallons-per-minute (gpm) mobile water treatment system provided and operated by MTI and using GE's 64T WTF for treatment of water beyond the 50 gpm capacity of MTI's system. However, due to the concentration of VOCs that were initially encountered in the influent water, GE (in consultation with the OSC) instead used the 64G GWTF due to its capacity to more effectively treat VOCs. Additionally, due to the volume of water requiring treatment and the need to attempt to accelerate the project schedule, a second mobile water treatment system was brought on-site and operated from October 2 to October 21, 1997. The second mobile water treatment system was provided and operated by OHM Remediation Systems Inc. (OHM) and had a maximum capacity of approximately 150 gpm.

Water that was treated by the mobile treatment systems was discharged to the River via temporary discharge points in the vicinity of the removal action. These discharges were performed under emergency waivers of the National Pollutant Discharge Elimination System (NPDES) permit requirements. Water routed to the 64G GWTF was discharged through GE's existing NPDES permitted outfalls with appropriate modification to GE's NPDES permit to allow for such discharge. Appendix E includes the Discharge Monitoring Reports (DMRs) for the mobile water treatment systems. As indicated by the information in Appendix E, the discharge from MTI's water treatment system met the permit requirements, with only one exception for PCBs on September 30, 1997. The OSC was notified of this exceedance immediately upon receipt of the data. Initially, while several exceedances for PCBs were noted for the discharge from OHM's water treatment system, all other permit parameters were in compliance with the permit requirements. The PCB exceedances were immediately reported to the OSC and, per the OSC's direction, the OHM

---

treatment system was allowed to continue operation. In addition, per the OSC's request, a letter was prepared summarizing the results received and the corrective actions implemented, including increasing the back-wash frequency and installing smaller micron bag filters. These corrective actions were successful in achieving compliance with the permit requirements for PCBs for several of the final days of operation of the OHM system. Additional information on these actions are presented in Appendix E.

In total, approximately 3.5 million gallons of water were subject to treatment using MTT's system, 2.1 million gallons of water were subject to treatment using OHM's treatment system, and 10.8 million gallons of water were subject to treatment using GE's treatment facilities.

## **6.4 Handling of Residual Waste**

Residual wastes generated during removal activities included used disposable equipment, personal protective equipment, sampling equipment, cleaning residuals, etc. These materials were either containerized, as generated and staged, for subsequent disposal in accordance with federal, state, and local requirements, or included with the materials subject to off-site disposal. Additional waste residuals included sludge-like material, spent carbon, filter media, and cleaning residuals from the MTI and OHM water treatment systems. These materials were subject to waste profile sampling for disposal purposes and were subsequently disposed of in accordance with federal, state, and local requirements. The solid materials were disposed at the CWM Model City facility.

### **6.4.1 Equipment Decontamination**

Equipment that came in contact with PCB-containing soil, sediment, or water was subject to cleaning prior to removal from the site. The Remediation Contractor was responsible for establishing and implementing specific equipment cleaning procedures, which included the following:

- Each dump truck used to transport materials to the equipment staging area was visually inspected prior to leaving the staging area. Accumulations of soil or sediment on the vehicle tires or other exterior surfaces were removed using a high-pressure water spray in the staging area.
- Material handling equipment used to remove PCB-containing soils or sediments was cleaned in an equipment cleaning area before it entered non-work areas, handled "clean" materials (e.g., backfill, etc.), or left the site. Sheetpiling was also cleaned in an equipment cleaning area or at GE's Building 12Y cleaning facility prior to leaving the site. The equipment cleaning area generally consisted of an impermeable barrier with a perimeter berm that allowed collection of accumulated liquids. However, some initial sheetpile cleaning was performed by suspending the sheetpile over one of the sediment excavation cells that had not yet been subject to removal and spraying with a high-pressure water spray. Equipment cleaning was performed utilizing a high-pressure water spray. Liquid materials (and other residual material collected during equipment decontamination) were pumped to the water treatment systems and treated as discussed in Section 6.3. Wipe sampling of heavy equipment (e.g., excavators, loaders, etc.) was performed following final equipment cleaning. If wipe sampling indicated PCB levels above 10 micrograms/100 square centimeters (10 ug/100 cm<sup>2</sup>), the equipment was recleaned and resampled until a PCB level less than 10 ug/100 cm<sup>2</sup> was achieved. The wipe sampling analytical results are presented in Appendix F.
- The OHM water treatment system was subject to cleaning prior to demobilization from the site. Initially several small equipment items that could not be easily cleaned (i.e., small valves, fittings, etc.) were segregated and disposed of with the soil/sediment. The remaining equipment was subject to cleaning within a cleaning area utilizing a high-pressure hot-water spray and cleaning solvents as necessary (e.g., simple green, kerosene, etc.). Liquid materials (and other residual materials collected during equipment decontamination) were pumped to the



---

water treatment systems and treated as discussed in Section 6.3. Wipe sampling of equipment was performed following cleaning. If wipe sampling indicated PCB levels above 10 ug/100 cm<sup>2</sup>, the equipment was re-cleaned and resampled until a PCB level less than 10 ug/100 cm<sup>2</sup> was achieved or until it was determined that the component would be disposed. The wipe sampling analytical results are presented in Appendix F.

- The MTI water treatment system was subject to a final cleaning consisting of a flush with clean deionized water prior to demobilization from the site. Sampling was not performed due to the Remediation Contractor's continual re-use of the treatment system for the treatment of PCB-containing liquids.

# **7. Monitoring Activities and Results**

---

## **7.1 General**

This section describes the water column, biota, and air monitoring programs that were conducted during and after the removal actions. Specifically, the water column and biota monitoring program includes a comparison of "baseline" versus during and post construction data; and the air monitoring program summarizes the results of contractor and general air monitoring. These programs are further discussed below.

## **7.2 Water Column Monitoring During Construction**

The objectives of water column monitoring activities were to identify, evaluate, and respond to potential water column impacts that could occur as the result of soil/sediment removal activities. The monitoring activities performed during the removal actions used locations and procedures consistent with the "baseline" monitoring program presented in Section 2.3.1. Specifically, water column samples were collected from the two locations utilized for the "baseline" sampling. Samples from these locations were analyzed (unfiltered) for Aroclor-specific PCBs and TSS. In addition, measurements of turbidity, temperature, and water velocity were obtained at each location. Collection and analysis procedures were consistent with the procedures specified in the SAP/DCAQAP.

The during-removal water column monitoring program was conducted between June 23, 1997 and November 26, 1997. During this period (i.e., active sediment removal or restoration activities), samples were collected hourly using automated sampling equipment, and composited (volume-weighted basis) for a single daily composite sample from each location. Activities performed during the sampling program consisted of tree removal and site preparation, sheetpiling installation, excavation preparation, sediment removal, dewatering, sheetpiling removal, and sediment restoration. Samples were submitted to NEA for analysis of total PCBs and TSS. Measurements of turbidity, temperature, and water velocity were performed by field personnel. Results of this sampling program are presented in Table 7-1. In summary, Newell Street bridge total PCB data ranged from non-detect to 0.107 ug/l; and TSS data ranged from 1.3 mg/l to 51 mg/l. Newell Street footbridge total PCB data ranged from non-detect to 7.035 ug/l; and TSS data ranged from 2.1 mg/l to 77 mg/l. Turbidity samples for Newell Street bridge and footbridge ranged from 2.62 NTUs to 31 NTUs and from 2.5 NTUs to 31 NTUs, respectively. To determine a river flow rate during removal actions, velocity measurements were recorded at various points along the river transect at the Newell Street bridge sampling location. This information, along with the river cross-section, were used to estimate flow rate. The Newell Street bridge flow rate ranged from 20 cfs to 210 cfs.

### **7.2.1 Determination of an Action Level for Turbidity**

The Work Plan proposed the use of two potential turbidity action levels to evaluate construction impacts in a more timely manner (due to the lag associated with receiving PCB and TSS results). To determine an action level for turbidity, a preliminary review of the "baseline" water column monitoring data versus during construction water column data was performed on June 29, 1997. Based on this review and the data available at that time, the following observations were made:

- Comparison of "baseline" versus during construction turbidity showed higher turbidity during construction; however, downstream turbidities were not significantly different (at 95% confidence) than the corresponding upstream values within either sampling program.
- A plot of average flow versus average turbidity of the two sampling regions at each location illustrated the apparent influence of flow on turbidity (Figure 7-1a). During the "baseline" monitoring, the average observed upstream and downstream flows were 123 cfs and 121 cfs, respectively, with corresponding average turbidities of 4.9 NTUs

---

and 3.7 NTUs, respectively. Construction monitoring at that time showed lower average flows upstream and downstream (53 cfs at both locations) and higher average turbidities (7.1 NTUs and 7.3 NTUs, respectively). Note that flow measurements were more limited during construction monitoring than “baseline” monitoring, and that when only upstream flow was measured, downstream flow was assumed to equal the upstream flow.

- A plot of individual turbidity and flow measurements showed an inverse relationship; higher turbidities occurred during lower flows, both during “baseline” and construction monitoring (Figure 7-1b). However, during construction monitoring, measured flows did not exceed 112 cfs while during “baseline” conditions flows up to 334 cfs were observed. Therefore, the “baseline” flow and turbidity data were biased toward high flows and it was determined that they may not provide an adequate comparison to low flow conditions alone, during “baseline” or construction conditions. It was determined that comparison of the construction downstream conditions to the construction upstream conditions would be more indicative of construction impacts than comparison to downstream “baseline” conditions alone because it would eliminate the effects of the different flow characteristics.
- Removal of the influence of flow was evaluated by normalizing the turbidity measurements using the corresponding flow measurements (Figure 7-1c). Figure 7-1c illustrates the effect of dilution by flow and suggests no substantial difference between “baseline” and construction conditions. It is evident that during low flow, a higher turbidity per unit of flow occurs, which decreases as flow increases. The conclusion was that the use of absolute turbidity values as a “baseline” should be done with caution, given the influences on that parameter other than construction.
- Based on the downstream “baseline” results, the calculated turbidity action level (using the formula presented in the Work Plan) would be approximately 5.8 NTUs (average of 3.7 NTUs with a standard deviation of 1.3). Comparing this result to the construction monitoring data available at that time indicated that the action level (5.8 NTUs) had been exceeded on several occasions. However, on all of those occasions, the upstream turbidity levels were also higher than 5.8 NTUs (see Figure 7-1d). For the reasons discussed above related to difference in flow values between the “baseline” and construction data, it was determined that it would be more appropriate to use the other action level criteria presented in the Work Plan ( $\text{Turbidity}_{\text{Downstream}} \leq \text{Turbidity}_{\text{Upstream}} + 50 \text{ NTUs}$ ).

Based on the above evaluation, the use of the upstream +50 NTUs action level was proposed and verbally approved by the OSC. This action level was not exceeded during the performance of the project.

### 7.3 Post-Removal Water Column Monitoring

In addition to the above monitoring efforts during construction, a post-removal water column monitoring program consistent with the “baseline” monitoring program was performed, so that appropriate correlations between the post-removal river conditions and the “baseline” river conditions could be established.

The post-removal water column monitoring program was conducted between May 4, 1998 and July 2, 1998. During this period (i.e., no sediment removal or restoration activities), samples were collected hourly using automated sampling equipment, and composited (volume-weighted basis) for a single daily composite sample. Samples were submitted to NEA for analysis (unfiltered) of total PCBs and TSS. Measurements of turbidity, temperature, and water velocity were performed by field personnel. Results of this sampling program are presented in Table 7-2. In summary, Newell Street bridge total PCB data ranged from non-detect to 0.179 ug/l; and TSS data ranged from 2.1 mg/l to 27 mg/l. Newell Street footbridge total PCB data ranged from non-detect to 0.282 ug/l; and TSS data ranged from 2.1 mg/l to 24 mg/l. Turbidity samples for Newell Street bridge and Newell Street footbridge ranged from 2.15 NTUs to 26.7 NTUs and from 2.43 NTUs to 27.8 NTUs, respectively. To determine a river flow rate for post-removal actions, velocity measurements were recorded at various points along the river transect at the Newell Street bridge sampling location. This information, along with the river cross-section, were used to estimate flow rate. The

Newell Street bridge flow rate ranged from 47 cfs to 2,864 cfs. A summary of the water column data collected upstream and downstream of the Building 68 area in 1997 (baseline) and 1998 (post-removal) is presented below<sup>1</sup>.

Downstream PCB levels averaged 0.044  $\mu\text{g/l}$  over the May-June, 1997 period and the average concentration was 0.086  $\mu\text{g/l}$  over the corresponding period in 1998 (See table below). Considering that river flow was higher overall in 1998<sup>2</sup>, the PCB flux downstream of the Building 68 area was higher post-remediation than pre-remediation. Interpretation of this apparent increase is complicated by differences in conditions upstream of the Building 68 area between the two years. In 1997, PCB levels were generally reported at or near the method detection limit at the upstream sampling location (12 out of 13 non-detect). In contrast 9 of the 23 samples collected upstream in 1998 produced detectable concentrations. Sediment transport was also greater in 1998; upstream TSS levels were approximately twice as high as in 1997 (See table below). The cause for the difference in upstream conditions in 1998 is unclear.

#### Summary Statistics for Pre- and Post-Remediation Water Column PCB and TSS Data Collected Upstream and Downstream of the Building 68 Remediation Area

	Total PCBs [ $\mu\text{g/l}$ ]						Total Suspended Solids [mg/l]					
	Upstream			Downstream			Upstream			Downstream		
	n	$\bar{x}$	s	n	$\bar{x}$	s	n	$\bar{x}$	s	n	$\bar{x}$	s
1997	13	0.026*	0.014	13	0.044	0.039	13	4	2	13	3	2
1998	23	0.043	0.041	23	0.086	0.018	23	7	6	23	7	5

\*12 out of the 13 samples were non-detect and reported at the method detection limit (0.022  $\mu\text{g/l}$ ).

The PCB loadings observed at the upstream station in 1998 and the general variability in the relationship between upstream and downstream water column PCB concentrations complicate interpretation of the impact of the Building 68 area remediation on water column PCBs. Therefore, the impact of remediation was assessed primarily through analysis of the caged fish data (Section 7.5). PCB levels in caged fish provide an integration of water column PCB exposure concentrations. As such, they represent a better tool for assessing the impact of sediment remediation than the highly variable water column measurements.

#### 7.4 Biota Monitoring During Construction

The overall objective of the biota monitoring program during the removal action was to assess the short-term effects of the removal activities. The monitoring program used locations and procedures consistent with the "baseline" biota monitoring program presented in Section 2.3.2.

The caged fish sampling event was conducted during the removal activities and, to the extent possible, coordinated with and performed during the time of the most significant sediment removal activities. The results of this monitoring program were used for developing comparisons between the upstream and downstream data as they related to the

<sup>1</sup> Analysis of water column data was performed by Quantitative Environmental Analysis, LLC (QEA).

<sup>2</sup> Flows were comparable throughout most of the sampling period, but a substantial high flow event occurred in mid-June of 1998.

---

short-term effects of sediment removal activities (i.e., PCB transport). The analysis of biota samples followed the procedures specified in the SAP/DCAQAP; results of the monitoring effort are summarized below.

Samples were submitted to En Chem for analyses of PCB and lipid concentrations of whole-body composite samples. Results of PCB and lipid analyses for the 14-, 28-, and 42-day exposure periods are presented in Table 7-3. For the maximum exposure period of 42 days the mean total PCB and the mean lipid-normalized PCB concentrations upstream of Newell Street bridge were 1.2 mg/kg and 74 mg/kg lipid, respectively. The mean total PCB and the mean lipid-normalized PCB concentrations downstream of Newell Street footbridge were 19 mg/kg and 1,191 mg/kg lipid, respectively.

Comparison of upstream and downstream biota data indicates an increase in the PCB data moving from the upstream to the downstream location (for example, mean 42-day lipid normalized concentrations were 74 mg/kg lipid upstream and 1,191 mg/kg lipid downstream). These results were also higher than the pre-removal data (in which the mean 42-day lipid-normalized concentrations were 23 mg/kg lipid upstream and 168 mg/kg lipid downstream). This comparison indicates that during the removal action, the PCB levels in the upstream fish as well as the downstream fish were higher than in the baseline monitoring.

## **7.5 Post-Removal Biota Monitoring**

The post-removal caged fish sampling event was performed for comparison with the "baseline" sampling event to evaluate the effectiveness of the removal activities. An important requirement for this comparison is that both rounds of sampling are completed during the same time of year under similar conditions. Completing each caged fish study during the same time of year under similar conditions (to the extent practical) potentially reduces temperature-related effects on PCB uptake. Generally, this was accomplished, however, two of the three exposure periods differed slightly between 1997 and 1998. Specifically, the four week exposure period in 1998 was actually four weeks plus an additional three days. Also, due to access issues related to elevated flows during the week of June 16, 1998, the six week sample collection was delayed until seven weeks.

Samples were submitted to En Chem for analysis of PCB and lipid concentrations of whole-body composite samples. Results of PCB and lipid analyses for the 14-, 28-, and 42-day exposure periods are presented in Table 7-4. For the maximum exposure period of 42 days the mean total PCB and the mean lipid-normalized PCB concentrations upstream of Newell Street bridge were 0.71 mg/kg and 50 mg/kg lipid, respectively. The mean total PCB and the mean lipid-normalized PCB concentrations downstream of Newell Street footbridge were 5.1 mg/kg and 318 mg/kg lipid, respectively. A comparison of the baseline (1997) and post-removal (1998) results is presented below.<sup>3</sup>

Upstream caged fish PCB concentrations are lower than downstream concentrations in both 1997 and 1998. Variability among upstream samples located on opposite banks appears to be negligible in both 1997 and 1998. However, downstream PCB levels in fish suspended near the north river bank are higher than south bank samples in 1997. This may be due to incomplete lateral mixing of upstream sources, including Building 68. There is less of a difference between north and south bank samples in the 1998 data, possibly due to more complete lateral mixing. Nonetheless, there is insufficient data to draw definitive conclusions as to the cause of the lateral variation in fish PCB levels in 1997. Therefore, for the purposes of this analysis, north and south bank samples were averaged to facilitate pre- and post-remediation caged fish PCB levels.

The differences in lipid-normalized PCB concentrations between upstream and downstream were computed as a measure of PCB gain over this reach. In both 1997 and 1998, caged fish PCB levels were higher at the downstream

---

<sup>3</sup> Analysis of biota data was performed by QEA.

---

station. Thus, PCBs entered the water column between the two stations in both years. This loading was not likely due to erosion because TSS did not increase between the stations in either year. At all sampling times, the increase between stations was greater in 1998, indicating a greater upstream to downstream increase in water column PCB levels. Given the comparable flows for the first four weeks of fish exposure and the higher flows in 1998 during the four to six week exposure, a greater PCB mass flux to the river occurred in 1998. Thus, the remediation of the Building 68 area did not reduce the PCB flux to the river during the monitoring period.

Recognizing the limitations of this data set and the changes in hydrodynamics and consequent changes in water column PCB levels between 1997 and 1998, it appears that remediation of the Building 68 area had little impact on caged fish PCB bioaccumulation.

## **7.6 Contractor Air Monitoring**

The Remediation Contractor performed personal air monitoring for the duration of those project components that included sediment/soil handling. The results of this program are presented in Appendix G and are summarized below. Personal air monitoring was conducted on 13 days (September 5, 12, and 18, October 9, 24, and 31, November 5, 10, and 25, and December 4, 9, 17, and 22, 1997) during sediment/soil handling aspects of the removal action to determine if the level of protection were adequate for MTI employees. Air samples for PCBs were collected and analyzed in accordance with NIOSH Method 5503. Air samples were collected on MTI personnel who had the greatest potential for exposure during sediment/soil handling activities. Air samples were subsequently analyzed off-site by Adirondack Environmental Services, Inc. PCBs were detected at concentrations ranging from non-detect to 0.006 mg/m<sup>3</sup>.

## **7.7 General Air Monitoring**

Community air monitoring included real-time monitoring for dust (particulates) and PCBs during remediation activities. Air monitoring for dust and PCBs was conducted in accordance with the approved Work Plan. Dust and PCB air monitoring data sheets compiled by BEC and a letter from BEC summarizing monitoring activities are presented in Appendix G. The results of air monitoring activities are summarized below.

Between July 2 and December 17, 1997, BEC conducted an ambient air sampling program for GE. This program consisted of five samplers at four locations (Newell Street Parking Lot East and West, Lyman Street Parking Lot, and 191 Newell Street) adjacent to GE's Building 68 area. At one location, a co-locator was placed to determine the precision of the samplers. The samplers were collected over a 24-hour time period for each of the five sampling locations. A summary of the results of this program are as follows:

### **Newell Street Parking Lot - East**

The average PCB concentration at the Newell Street Parking Lot - East for the sampling period was 0.0091  $\mu\text{g}/\text{m}^3$ . The maximum concentration was 0.0489  $\mu\text{g}/\text{m}^3$  recorded on October 7, 1997. The project notification limit was not exceeded at any time during the sampling period.

### **Newell Street Parking Lot - West**

The average PCB concentration at the primary Newell Street Parking Lot - West for the sampling period was 0.0033  $\mu\text{g}/\text{m}^3$ . The average PCB concentration at the co-locator for the sampling period was also 0.0033  $\mu\text{g}/\text{m}^3$ . The maximum concentration was 0.0092  $\mu\text{g}/\text{m}^3$  recorded on October 8, 1997 at both the primary monitor and the co-locator. The project notification limit was not exceeded at any time during the sampling period.

---

### **Lyman Street Parking Lot**

The average PCB concentration at the Lyman Street Parking Lot for the sampling period was  $0.0028 \text{ ug/m}^3$ . PCBs were not detected in one of the samples. For averaging purposes, a concentration of one-half the detection limit was used. The maximum concentration was  $0.0074 \text{ ug/m}^3$  recorded on July 7, 1997. The project notification limit was not exceeded at any time during the sampling period.

### **191 Newell Street**

The average PCB concentration at 191 Newell Street for the sampling period was  $0.0053 \text{ ug/m}^3$ . The maximum concentration for was  $0.0164 \text{ ug/m}^3$  recorded on October 7, 1997. The project notification limit was not exceeded at any time during the sampling period.

Additional information regarding the ambient air monitoring program is presented in Appendix G.

## **8. Analytical Data Quality Assurance/Quality Control**

### **8.1 General**

The QA/QC procedures implemented during soil/sediment removal activities were utilized to ensure that the analytical data were of sufficient quality to meet the data quality objectives (DQOs) specified in the SAP/DCAQAP for GE. The DQOs were established at the onset of the investigation to define the precision and accuracy of the analytical data required to support its intended use. To achieve the designated DQOs, specific procedures for field sampling activities, analytical procedures, data reporting, and data validation were established in the SAP/DCAQAP. The SAP/DCAQAP also outlined procedures to evaluate overall data quality through the analysis of the precision, accuracy, representativeness, completeness, and comparability (PARCC) parameters. The remainder of this section presents a summary of the QA/QC-related requirements of the SAP/DCAQAP. The analytical data review summarized in this section is based on the data validation information presented in Appendix H.

### **8.2 Sample Collection**

The SAP/DCAQAP outlined specific sample collection procedures to ensure that sample results would be representative of the environment from which they were collected.

In compliance with the SAP/DCAQAP, the laboratory analytical samples for these events were collected and sent to the laboratory with chain-of-custody (COC) forms. The COC forms provided a record of sample collection and custody from the time of collection until laboratory receipt. Completed prior to the transport of each sample, these forms represent a form of communication between the sampling team and the analytical laboratory, providing important information for the laboratory including project name, sample identification number, sampling date, and required analyses. The original COC forms accompanied the samples shipped to the laboratory, and copies were retained by the sampling team.

Field notebooks were also utilized to record activities performed at the site related to the sampling events and overall remedial activities. This documentation provides a source of information to assist in the reconstruction of field events, and performance of data review and interpretation.

Sample collection activities were monitored through the collection and analysis of field duplicate and field blank samples. The field duplicate samples consisted of two environmental samples collected from the same location, but were analyzed as two discrete samples. Sample identification of one of the two samples occurred in a manner consistent with the sample numbering system presented in the SAP/DCAQAP. However, the second sample (the "duplicate" sample) was given a non-descriptive sample identification. Analysis of each sample by the laboratory, and comparison of the results by personnel not affiliated with the laboratory, provided a "blind" audit of the performance of sample collection and analysis procedures. A total of 45 field duplicate samples were collected, representing a collection frequency of 4.8 percent.

Rinse blank samples were collected to ensure that the sample containers and sampling equipment were not impacting the environmental samples. Rinse blank samples were prepared by pouring de-ionized/distilled water over or through the decontaminated sampling device and collecting the water. The rinse blank water was collected and transferred to the laboratory supplied sample containers using procedures consistent with the handling of the environmental samples. A total of 47 rinse blank samples were collected, representing a frequency of 4.6 percent.



---

### 8.3 Data Usability

This section summarizes the analytical data in terms of its completeness and usability for site characterization purposes. Data completeness is defined as the percentage of sample results that have been determined to be usable during the data validation process. The percent usability calculation included analyses evaluated under both the Tier I and Tier II data validation review. The percent usability calculation did not include quality control samples collected to aid in the evaluation of data usability. Based on the USEPA Region I data validation guidelines, 98.3 percent of the data for samples related to the Building 68 remediation activities have been determined to be usable for qualitative and quantitative purposes.

### 8.4 Precision

Precision measures the reproducibility of measurements under a given set of conditions. Specifically, it is a quantitative measure of the variability of a group of measurements compared to their average value. For this investigation, precision was defined as the relative percent difference (RPD) between duplicate sample results. The duplicate samples utilized to evaluate precision included laboratory duplicates, field duplicates, and matrix spike/matrix spike duplicate (MS/MSD) samples. For this analytical program, 0.03 percent of the data were qualified for MS/MSD precision deviations.

Additionally, as requested by the USEPA, "field-split" duplicate samples were collected for 15 soil and 23 water samples and submitted to NEA and an independent USEPA laboratory for the analysis of PCBs. The results for these "split" samples were then compared to one another for evaluation of analyte concentration variability and laboratory performance. The USEPA Region I data validation guidelines specify maximum RPD limits of 50 percent for soil and 30 percent for water field duplicate samples analyzed by the same laboratory. Split samples analyzed by two individual laboratories are susceptible to greater sample result variability due to analytical procedure differences between the laboratories. These procedure differences include, extraction technique, extraction weight or volume, clean-up procedures utilized, analytical system calibration, and dilution factors used during quantitation. Of the "split" samples collected for this program, eight soil samples had RPD values greater than 50 percent and three water samples had RPD values greater than 30 percent. Qualification of sample data was not performed due to these deviations because the sample concentration variations may be attributed to analytical procedure differences between the laboratories as well as the inhomogeneity of the soil samples and the suspended solids content of the water samples. However, the variability of analyte concentrations observed in the "field-split" sample analyses should be considered when the data are used to assess site conditions.

### 8.5 Accuracy

Accuracy measures the bias in an analytical system, or the degree of agreement of a measurement with a known reference value. For these sampling events, accuracy was defined as the percent recovery of QA/QC samples that were spiked with a known concentration of an analyte of interest. The QA/QC samples used to evaluate analytical accuracy included calibration standards, internal standard areas, laboratory control samples, MS/MSD samples, and surrogate compound recoveries. For this analytical program, 4.35 percent of the data were qualified for calibration deviations, 0.05 percent was qualified for internal standard area recovery deviations, 0.22 percent was qualified for MS/MSD recovery deviations, and 0.01 percent was qualified for surrogate recovery deviations.

### 8.6 Representativeness

Representativeness expresses the degree to which sample data accurately and precisely represents a characteristic of a population, parameter variations at a sampling point, or an environmental condition. Representativeness is a qualitative parameter that is most concerned with the proper design of the sampling program. The representativeness

---

criterion is best satisfied by making certain that sampling locations are selected properly and a sufficient number of samples are collected. This parameter has been addressed by following the procedures for sample collection and analyses that were described in the SAP/DCAQAP. Additionally, the analytical program utilized procedures that were consistent with USEPA-approved analytical methodology. A QA/QC parameter that is an indicator of the representativeness of a sample is holding time. Holding time criteria are established to maintain the condition of samples before analysis. For this analytical program, there were no samples qualified for holding time deviations.

### **8.7 Completeness**

Completeness is defined as the percentage of measurements made that are judged to be valid or usable to meet the prescribed data quality objectives. The completeness criterion is essentially the same for all data uses - the generation of a sufficient amount of valid data. The actual completeness of this analytical program was 98.3 percent.

Qualification of sample data included the rejection of 64 sample results for eight VOCs due to initial or continuing calibration deviations, 11 sample analysis results for three SVOCs due to initial calibration deviations, an additional five SVOCs for two samples due to internal standard area deviations, and one sample analysis result for one inorganic compound due to a MS/MSD recovery deviation. Low calibration response factors for the VOCs and SVOCs are an inherent problem with the current analytical methodology. Therefore, additional sampling and reanalysis for these compounds is not recommended, since these compounds do not appear to be constituents of concern for this site, and subsequent re-analyses would also be subject to the same analytical performance limitations.

### **8.8 Comparability**

Comparability is a qualitative parameter expressing the confidence with which one data set can be compared with another. Sample data should be comparable with other measurement data for similar samples and sample conditions. This goal was achieved through the use of the standardized techniques for sample collection and analysis presented in the SAP/DCAQAP.

### **8.9 Summary**

Proper QA/QC procedures were utilized during the collection, analysis, and validation of soil/sediment remediation samples taken near Building 68 for GE. As a result, the DQOs specified in the SAP/DCAQAP were satisfied and the data quality was found to be acceptable for the intended use. However, select samples were qualified as a result of the QA/QC deviations summarized in the previous sections.

## **9. Summary and Future Activities**

### **9.1 Summary**

This Completion of Work Report has been prepared consistent with the requirements of the Order for the Building 68 removal action. As such, this report achieves its objectives to:

1. Document the work performed;
2. Document any difficulties encountered;
3. Document the results of post-excavation sampling and water column sampling; and
4. Provide disposal information. [Note: Due to the large quantity of manifests and certificates of disposal (CODs), they are not included in this Completion of Work Report. Copies of the executed manifests and CODs are available upon request.]

In summary, GE implemented the removal action in accordance with the requirements of the Order (as modified by subsequent communication with the OSC) between June 23, 1997 and July 1, 1999. The activities performed generally included:

- Removal and off-site disposal of approximately 5,000 in-place cubic yards of PCB-containing sediment from an approximate 500-foot stretch of the River;
- Restoration of the river bottom to original grade using a multi-layer backfill system including geotextile, sand, and rip-rap;
- Removal and off-site disposal of approximately 1,100 in-place cubic yards of PCB-containing soil from an approximate 170-foot portion of the river bank in the vicinity of Building 68;
- Installation of approximately 180 feet of steel sheetpile, east of the Newell Street footbridge, during 1998 activities;
- Removal of approximately 1,230 in-place cubic yards of sediment and low bank soil from the remaining bank area adjacent to the sediment removal area;
- Restoration of the river bank to original grade using an engineered vegetative cover system consisting of geotextile, sand, topsoil, rip-rap, bioengineering erosion control materials, and planting of grasses, shrubs, and trees;
- On-site treatment of approximately 16.4 million gallons of water generated during the removal action as a result of excavation dewatering, gravity drainage from stockpiled soils and sediments, and equipment cleaning activities;
- Performance of water column and biota monitoring activities prior to, during, and following implementation of the removal action;
- Performance of air monitoring prior to and during implementation of the removal action; and
- Installation of run-off control and scour protection measures to provide protection of the bank area in the vicinity of Building 68 adjacent to the sediment removal area.

---

As noted previously in Section 1.3, GE did not accept the USEPA findings or the Agencies' conclusion that the Building 68 area presented an imminent and substantial endangerment to human health or the environment. However, the Work Plan was prepared to comply with the requirements of the Order and the removal action was implemented in accordance with the approved Work Plan.

## **9.2 Future Activities**

Future activities to be performed related to the Building 68 removal action include maintaining existing institutional controls, periodic inspection/maintenance of the bank, and continued monitoring of existing wells for the occurrence of NAPL. These activities are further described below.

### **9.2.1 Institutional Controls**

The existing institutional controls for the Building 68 area include the existing perimeter security fencing and site access controls maintained by GE, as the owner of the property. GE will continue to maintain these controls and perform repairs of the fencing as required.

### **9.2.2 Bank Inspection/Maintenance**

In addition to the bank inspection/maintenance activities already completed (as described in Section 4.6), GE will continue to conduct inspection/maintenance activities for the banks at the Building 68 area to ensure that the performance standards relating to plantings and erosion are achieved and maintained.

Specifically, GE will conduct quarterly inspections (coordinated with the occurrence of significant rainfall or snowmelt events, to the extent practicable) to confirm the integrity and verify the effectiveness of the rip-rap stabilization along the bank (for the entire 550-ft section addressed by the 1997 and 1998 activities) and to visually inspect the banks for signs of erosion. In addition, GE will monitor the plantings (for the 170-ft section of bank addressed by the 1997 activities) on an annual basis (until spring 2001), after the first leaf flush, to verify compliance with performance standards (90% cover of herbaceous vegetation along the bank, 80% survival of container-grown plantings and trees, and 50% survival of live stakes). GE will notify the Agencies at least one week prior to conducting the quarterly or annual inspections, except when such notification is impracticable given the need to coordinate an inspection with a significant rainfall or snowmelt event. Providing this notice will not require GE to delay or otherwise alter its schedule for performing the inspections.

Inspections will be performed until such time as restoration activities associated with the Upper ½-Mile Reach Removal Action are completed. Once restoration activities for the Upper ½-Mile Reach are completed, inspections will be made consistent with the final *Removal Action Work Plan - Upper ½-Mile Reach of Housatonic River* (BBL, August 1999). Any repairs due to erosion or plant mortality will be performed immediately upon identification or as soon as practical based on seasonal or weather limitations. Documentation of the quarterly inspections will be provided to the Agencies following inspection activities in a quarterly inspection report. In addition, following each year of inspections, an annual Post-Removal Site Control Report will be prepared and submitted to the Agencies on December 15 of each year in which inspection activities have occurred. The annual report will summarize the results of monitoring inspections, and include photo-documentation and documentation of any corrective actions that were implemented. Once restoration activities associated with the Upper ½-Mile Reach Removal Action are completed, reporting will be made consistent with the Upper ½-Mile Reach Removal Action Work Plan.

---

### **9.2.3 NAPL Monitoring**

In accordance with the USEPA's February 2, 1999 approval letter, GE will continue to perform monthly monitoring on wells 3-6C-EB-26 and 3-6C-EB-29, and weekly monitoring on wells 3-6C-EB-25 and 3-6C-EB-28. If the thickness of the DNAPL is greater than or equal to 0.5 feet, the material will be manually pumped and properly disposed of.

---

BLASLAND, BOUCK & LEE, INC.  
engineers & scientists

# ***Tables***

TABLE 2-1

GENERAL ELECTRIC COMPANY - PITTSFIELD, MASSACHUSETTS  
 BUILDING 68 REMOVAL ACTION  
 CHARACTERIZATION OF SOIL FOR POST-REMOVAL SOIL DISPOSITION

Sample ID	Sample Date	Sample Depth	TCLP Lead Only (ppm)	Regulatory Limit (ppm)
<b>Pre-Excavation Bank Soil Samples (See Figure 2-1)</b>				
68-CAL-1	07/28/97	0-2'	ND (1.1)	5
68-CAL-1	07/28/97	2-4'	9.9	5
68-CAL-2	07/28/97	0-2'	ND (1.1)	5
68-CAL-2	07/28/97	2-4'	ND (1.1)	5
68-CAL-3	07/31/97	0-2'	ND (1.1)	5
68-CAL-3	07/31/97	2-4'	14	5
<b>Post-Excavation Soil Stockpile Samples</b>				
68-CAL-SP1-1	08/07/97	0-1'	3.9	5
68-CAL-SP1-2	08/07/97	1-2'	6.3	5
68-CAL-SP1-3	08/07/97	2-3'	3.9	5
68-CAL-SP1-4	08/07/97	1-2'	3.0	5
68-CAL-SP1-5	08/07/97	0-1'	5.0	5
68-CAL-SP2-1	08/07/97	0-1'	5.0	5
68-CAL-SP2-2	08/07/97	1-2'	9.2	5
68-CAL-SP2-3	08/07/97	2-3'	6.7	5
68-CAL-SP2-4	08/07/97	1-2'	21	5
68-CAL-SP2-5	08/07/97	0-1'	17	5
68-CL-1	10/09/97	0-2'	37	5
68-CL-2	10/09/97	0-2'	2.6	5
68-CL-3	10/09/97	0-2'	95	5
68-QM-1	12/05/97	0-2'	0.56	5
68-QM-2	12/05/97	0-2'	0.56	5
68-QM-3	12/05/97	0-2'	0.74	5

Notes:



Sample exceeds regulatory limit

1. Samples were collected by Blasland, Bouck & Lee, Inc. and analyzed by Northeast Analytical Environmental Lab Services, Inc.
2. ND (1.1) - Compound was analyzed for but not detected at the quantitation limit indicated in parentheses.
3. TCLP - Toxicity Characteristic Leachate Procedure.
4. ppm - parts per million.

TABLE 2-2

**GENERAL ELECTRIC COMPANY - PITTSFIELD, MASSACHUSETTS  
BUILDING 68 REMOVAL ACTION  
HOUSATONIC RIVER "BASELINE" WATER COLUMN MONITORING**

Sample ID	Sample Date	Location	Total Arcolors + (ug/L)	TSS (mg/l)	Temp °C	Turbidity (ntu)	Flow (cfs)
68-05-01-97-U1	5/1/97	Newell Street Bridge	ND (0.022)	7.9	13	5.11	131
68-05-01-97-D1	5/1/97	Newell Street Footbridge	0.151	3.8	13	2.54	131
68-5-8-97-U1	5/8/97	Newell Street Bridge	ND (0.022)	4.1	14	2.42	245
68-5-8-97-D1	5/8/97	Newell Street Footbridge	ND (0.022)	3.3	14	2.61	269
68-5-9-97-U1	5/9/97	Newell Street Bridge	NA	3.8	14	2.61	191
68-5-9-97-D1	5/9/97	Newell Street Footbridge	NA	3.7	14	3.06	—
68-5-12-97-U1	5/12/97	Newell Street Bridge	NA	3.9	11	2.46	178
68-5-12-97-D1	5/12/97	Newell Street Footbridge	NA	4.0	11	3.10	166
68-5-14-97-U1	5/14/97	Newell Street Bridge	ND (0.022)	3.2	11	3.56	134
68-5-14-97-D1	5/14/97	Newell Street Footbridge	0.061	2.8	11	3.50	114
68-5-16-97-U1	5/16/97	Newell Street Bridge	ND (0.022)	2.9	14	6.61	113
68-5-16-97-D1	5/16/97	Newell Street Footbridge	0.028	2.6	15	2.93	102
68-5-19-97-U1	5/19/97	Newell Street Bridge	0.072	5.5	15	5.78	118
68-5-19-97-D1	5/19/97	Newell Street Footbridge	0.074	3.1	15.5	3.96	99
68-5-21-97-U1	5/21/97	Newell Street Bridge	ND (0.022)	10	12	7.36	334
68-5-21-97-D1	5/21/97	Newell Street Footbridge	ND (0.022)	9.1	12	5.44	—
68-5-23-97-U1	5/23/97	Newell Street Bridge	ND (0.022)	3.9	11	6.98	167
68-5-23-97-D1	5/23/97	Newell Street Footbridge	ND (0.022)	3.8	11	5.11	—
68-5-28-97-U1	5/28/97	Newell Street Bridge	ND (0.022)	4.0	14	9.83	116
68-5-28-97-D1	5/28/97	Newell Street Footbridge	ND (0.022)	4.1	14	7.21	—
LOC 2	5/30/97	Newell Street Bridge	ND (0.022)	3.6	16	---	---
LOC 3	5/30/97	Newell Street Footbridge	0.028	3.4	16	---	---
68-6-2-97-U1	6/2/97	Newell Street Bridge	ND (0.022)	3.9	15	2.94	74
68-6-2-97-D1	6/2/97	Newell Street Footbridge	0.076	3.6	15	3.23	---



TABLE 2-2

**GENERAL ELECTRIC COMPANY - PITTSFIELD, MASSACHUSETTS  
BUILDING 68 REMOVAL ACTION  
HOUSATONIC RIVER "BASELINE" WATER COLUMN MONITORING**

Sample ID	Sample Date	Location	Total Arcolors + (ug/L)	TSS (mg/l)	Temp °C	Turbidity (ntu)	Flow (cfs)
68-6-4-97-U1	6/4/97	Newell Street Bridge	ND (0.022)	1.8	18	2.97	75
68-6-4-97-D1	6/4/97	Newell Street Footbridge	ND (0.022)	1.9	18	3.15	—
68-6-6-97-U1	6/6/97	Newell Street Bridge	ND (0.022)	2.6	18	1.77	64
68-6-6-97-D1	6/6/97	Newell Street Footbridge	ND (0.022)	1.8	18	2.05	69
68-6-9-97-U1	6/9/97	Newell Street Bridge	ND (0.022)	2.2	21	2.08	81
68-6-9-97-D1	6/9/97	Newell Street Footbridge	ND (0.022)	2.1	21	2.11	—
68-6-11-97-U1	6/11/97	Newell Street Bridge	ND (0.022)	3.7	21	2.57	60
68-6-11-97-D1	6/11/97	Newell Street Footbridge	ND (0.022)	2.8	21	2.55	—
68-6-16-97-U1	6/16/97	Newell Street Bridge	0.023	3.9	20	5.27	32
68-6-16-97-D1	6/16/97	Newell Street Footbridge	0.024	3.4	20	4.08	—
68-6-18-97-U1	6/18/97	Newell Street Bridge	ND (0.022)	14	18	14.26	50
68-6-18-97-D1	6/18/97	Newell Street Footbridge	ND (0.022)	4.4	18	4.83	—
68-6-20-97-U1	6/20/97	Newell Street Bridge	ND (0.022)	3.1	21	3.67	46
68-6-20-97-D1	6/20/97	Newell Street Footbridge	ND (0.022)	3.7	20	4.33	—

**Notes:**

1. Data for samples collected on May 6, 1997 have been removed as unrepresentative due to a precipitation event occurring after sampling the downstream location and prior to sampling the upstream location.
2. Samples were collected by Blasland, Bouck & Lee, Inc., and analyzed (unfiltered) by Northeast Analytical Environmental Lab Services, Inc.
3. ND (0.022) - Compound was analyzed for but not detected at the quantitation limit indicated in parentheses.
4. + - Rounded totals are as reported on laboratory data sheets.
5. — - No data obtained.
6. NA - Not Analyzed (sample exceeded holding times).
7. ug/l micrograms per liter
8. mg/l milligrams per liter
9. °C degrees Celsius
10. ntu nephelometric turbidity units
11. cfs cubic feet per second

TABLE 2-3

GENERAL ELECTRIC COMPANY - PITTSFIELD, MASSACHUSETTS  
 BUILDING 68 REMOVAL ACTION  
 PRE-REMOVAL CAGED FISH PCB CONCENTRATIONS

Newell Street Bridge									Newell Street Bridge								
Sample Number	Location	Sample	Weight (g)	lipids (%)	Aroclor 1248 (mg/kg)	Aroclor 1260 (mg/kg)	Total PCBs (mg/kg)	lipid Normalized PCBs (mg/kg/lipid)	Sample Number	Location	Sample	Weight (g)	lipids (%)	Aroclor 1248 (mg/kg)	Aroclor 1260 (mg/kg)	Total PCBs (mg/kg)	lipid Normalized PCBs (mg/kg/lipid)
<b>14-day Sample (5/15/97)</b>									<b>14-day Sample (5/15/97)</b>								
HRCF-005	North Bank	40	10.6	2.14	0.15	0.20	0.35	16	HRCF-003	North Bank	40	11.9	1.98	0.38	0.51	0.89	45
HRCF-006	South Bank	40	12.9	1.91	0.14	0.18	0.32	17	HRCF-004	South Bank	40	12.1	2.10	0.90	0.35	1.3	62
<b>28-day Sample (5/29/97)</b>									<b>28-day Sample (5/29/97)</b>								
HRCF-010	North Bank	40	11.4	1.79	0.18	0.29	0.47	26	HRCF-008	North Bank	40	11.3	1.69	0.58	0.93	1.5	89
HRCF-009	South Bank	40	11.1	1.78	0.18	0.27	0.45	25	HRCF-007	South Bank	40	10.2	1.68	1.9	0.70	2.6	155
<b>42-day Sample (6/12/97)</b>									<b>42-day Sample (6/12/97)</b>								
HRCF-011	North Bank	50	11.9	1.58	ND (0.13)	0.38	0.38	24	HRCF-017	North Bank	50	11.2	1.63	ND (0.61)	2.1	2.1	129
HRCF-012	North Bank	50	11.8	1.70	ND (0.11)	0.38	0.38	22	HRCF-018	North Bank	50	11.2	1.56	ND (0.57)	2.0	2.0	128
HRCF-013	South Bank	50	11.2	1.73	ND (0.12)	0.39	0.39	23	HRCF-015	South Bank	50	12.6	1.61	2.4	1.0	3.4	211
HRCF-014	South Bank	50	11.6	1.64	ND (0.12)	0.36	0.36	22	HRCF-016	South Bank	50	10.6	1.66	2.4	0.98	3.4	205
<b>Arithmetic Mean (42-day Sample):</b>				<b>1.7</b>	<b>0.060</b>	<b>0.38</b>	<b>0.38</b>	<b>23</b>	<b>Arithmetic Mean (42-day Sample):</b>				<b>1.6</b>	<b>1.3</b>	<b>1.5</b>	<b>2.7</b>	<b>168</b>
<b>Standard Deviation (42-day Sample):</b>				<b>0.067</b>	<b>0.0041</b>	<b>0.013</b>	<b>0.013</b>	<b>0.92</b>	<b>Standard Deviation (42-day Sample):</b>				<b>0.042</b>	<b>1.2</b>	<b>0.61</b>	<b>0.78</b>	<b>46</b>

Notes:

1. Samples were collected by Blasland, Bouck & Lee, Inc., and analyzed by En Chem, Inc.
2. ND (0.13) - Compound was analyzed for but not detected at the quantitation limit indicated in parentheses.
3. Two screening samples were obtained on 5/1/97. Screening sample PCB concentrations were non-detect at detection limits of 0.077 and 0.11 mg/kg.
4. Calculations performed using a value of one-half the detection limit for non-detects.

TABLE 4-1

GENERAL ELECTRIC COMPANY - PITTSFIELD, MASSACHUSETTS  
 BUILDING 68 REMOVAL ACTION  
 SUMMARY OF PLANTINGS

Date Planted	Type of Planting	Quantity Planted
<b>Restoration Activities</b>		
<b>Shrubs</b>		
4/98	Dormant Willow Stakes (3 feet long)	360
6/98	Northern Arrowwood	24
6/98	Red-osier Dogwood	25
6/98	Shadblow	25
6/98	Nannyberry	24
6/98	Gray Dogwood	24
<b>Wetland Herbaceous Plant Plugs</b>		
6/98	Woolgrass	250
6/98	Soft Rush	250
6/98	Tussock Sedge	250
<b>Upland Herbaceous Plant Plugs</b>		
6/98	Red Top Grass	550
6/98	Meadow Fescue	550
<b>Trees</b>		
6/98	Silver Maple	5
6/98	Box Elder	4
6/98	Cottonwood	3
<b>Maintenance Activities</b>		
<b>Trees</b>		
6/99	Cottonwood	1
<b>Shrubs</b>		
9/99	Gray Dogwood	20

Notes:

1. For restoration activities, a revised planting plan was developed by New England Environmental, Inc. (NEE) and provided to the Agencies in a letter dated February 18, 1998. Additionally, as requested in the EPA's March 16, 1998 letter, additional tree plantings were required and subsequently performed.
2. Maintenance activities were performed to meet the following performance standards (as set forth in the EPA's March 16, 1998 letter): no active erosion; 90% cover of herbaceous vegetation along the embankments; 80% survival of container-grown plantings and trees; and 50% survival of live stakes.
3. Additional information regarding restoration plans and related communications is provided as Appendix C to this Completion of Work Report.

TABLE 5-1

**GENERAL ELECTRIC COMPANY - PITTSFIELD, MASSACHUSETTS  
BUILDING 68 OIL/NAPL ASSESSMENT**

**PCB, VOC, and SVOC DATA  
(Results in ppm)**

Sample ID:	68-CELL-5-1	68-NGSP-Water-1	68-CELL-6-OIL-1	3-6C-EB-25-1
Date Collected:	10/7/97	10/15/97	09/25/97	12/3/97
Matrix:	Oil	Water with Sheen	Oil	Oil
<b>NAPL and Surface Water Sheen Samples</b>				
<b>PCBs (ppm)</b>				
Aroclor-1242	ND(37.3)	0.0138	ND(5000)	10700
Aroclor-1260	930	0.843	251000	613000
Total PCBs	930	0.857	251000	624000
<b>Volatile Organics (ppm)</b>				
Chlorobenzene	100	0.021	NS	ND(50)
Tetrachloroethene	16 J	ND(0.0050)	NS	ND(50)
<b>Semivolatile Organics (ppm)</b>				
Acenaphthene	ND(40000)	0.0076 J	NS	ND(12000)
Benzo(a)anthracene	ND(40000)	0.0014 J	NS	ND(12000)
Chrysene	ND(40000)	0.0015 J	NS	ND(12000)
1,3-Dichlorobenzene	ND(40000)	0.0023 J	NS	ND(12000)
1,4-Dichlorobenzene	ND(40000)	0.013	NS	ND(12000)
Fluoranthene	ND(40000)	0.0028 J	NS	ND(12000)
Pentachlorobenzene	31000 J	0.0035 J	NS	ND(12000)
Pyrene	ND(40000)	0.0044 J	NS	ND(12000)
1,2,4,5-Tetrachlorobenzene	21000 J	0.0028 J	NS	ND(12000)
1,2,4-Trichlorobenzene	250000	0.035	NS	190000
Specific Gravity (g/ml)	1.5295	1.001	NS	1.550
Viscosity at 100°F (SUS)	45.77	50.7	NS	NS
Viscosity at 210°F (SUS)	33.13	40.1	NS	NS

**GENERAL ELECTRIC COMPANY - PITTSFIELD, MASSACHUSETTS  
BUILDING 68 OIL/NAPL ASSESSMENT**

**PCB, VOC, and SVOC DATA  
(Results in ppm)**

Notes:

1. Samples were collected by Blasland, Bouck & Lee, Inc., and were submitted to Quanterra, Inc. and Adirondack Environmental Services, Inc. for analysis of Appendix IX VOC and SVOC constituents, and to Northeast Analytical, Inc. for analysis of PCBs. Only those constituents detected in at least one sample are summarized.
2. ND - Analyte was not detected. The number in parentheses is the associated quantitation limit.
3. J - Indicates an estimated value less than the CLP-required quantitation limit.
4. NS - Not Sampled - Parameter was not requested on sample chain of custody form.

TABLE 6-1

**GENERAL ELECTRIC COMPANY - PITTSFIELD, MASSACHUSETTS  
BUILDING 68 REMOVAL ACTION  
DISPOSAL LOG**

MANIFEST NUMBER	SHIPMENT DATE	WEIGHT (Kg)	OUT-OF-SERVICE DATE	DISPOSAL DATE	RECEIVING FACILITY WEIGHT (Kg)	RECEIVING FACILITY WEIGHT (LBS)	RECEIVING FACILITY WEIGHT (TONS)
<b>RIVER SEDIMENT (TSCA DISPOSAL)</b>							
NYB7112394	8/19/97	20350	8/1/97	8/21/97	20176	44770	22.39
NYB7112385	8/19/97	19410	8/1/97	8/25/97	19305	42702	21.35
NYB7112403	8/19/97	20820	8/1/97	8/20/97	21165	45804	22.90
NYB7112412	8/19/97	21060	8/1/97	8/20/97	21129	46332	23.17
NYB7591446	8/19/97	20490	8/1/97	8/21/97	20484	45078	22.54
NYB7591572	8/28/97	20060	8/13/97	8/29/97	20212	44132	22.07
NYB7591707	8/28/97	19340	8/13/97	8/29/97	19323	42548	21.27
NYB7591716	8/28/97	20230	8/13/97	8/29/97	20249	44506	22.25
NYB7112322	9/3/97	21340	8/13/97	9/4/97	21219	46948	23.47
NYB7112313	9/3/97	20040	8/13/97	9/4/97	20013	44088	22.04
NYB7112304	9/3/97	20310	8/13/97	9/4/97	20494	44682	22.34
NYB8557029	9/5/97	20810	8/13/97	9/9/97	20802	45782	22.89
NYB8557056	9/5/97	21040	8/13/97	9/9/97	21092	46288	23.14
NYB8557065	9/5/97	20820	8/13/97	9/9/97	20748	45804	22.90
NYB8557047	9/5/97	20510	8/13/97	9/9/97	20412	45122	22.56
NYB7591428	9/10/97	19620	8/26/97	9/9/97	19750	43164	21.58
NYB7591455	9/10/97	20710	8/26/97	9/9/97	20475	45562	22.78
NYB7591752	9/10/97	20480	8/26/97	9/9/97	20494	45056	22.53
NYB7591743	9/10/97	19930	8/26/97	9/9/97	19795	43846	21.92
NYB7591761	9/18/97	20190	8/27/97	9/22/97	20131	44418	22.21
NYB7591734	9/18/97	20420	8/27/97	9/19/97	20330	44924	22.46
NYB8556759	9/23/97	19460	9/17/97	9/24/97	19632	42812	21.41
NYB8557038	9/23/97	19800	9/17/97	9/24/97	19913	43560	21.78
NYB8557092	9/23/97	19540	9/17/97	9/30/97	19532	42988	21.49
NYB8557083	9/23/97	19346	9/17/97	9/24/97	19523	42561	21.28
NYB8557074	9/23/97	19790	8/29/97	9/24/97	19659	43538	21.77
NYB7112349	9/24/97	20450	9/18/97	9/25/97	20348	44990	22.50
NYB8556768	9/24/97	19750	9/18/97	9/25/97	19659	43450	21.73
NYB8556777	9/24/97	22030	9/18/97	9/25/97	21918	48466	24.23
NYB8556786	9/24/97	20380	9/18/97	9/25/97	20285	44836	22.42
NYB8556795	9/24/97	20710	9/18/97	9/25/97	20621	45562	22.78
NYB7112331	9/24/97	20380	9/18/97	9/25/97	20294	44836	22.42
NYB8556822	9/25/97	20890	9/19/97	9/28/97	20690	45958	22.98
NYB8556804	9/25/97	19840	9/19/97	9/28/97	19786	43648	21.82
NYB8556813	9/25/97	18990	9/19/97	9/26/97	19060	41778	20.89
NYB8556831	9/25/97	18040	9/19/97	9/28/97	18035	39688	19.84
NYB8556858	9/25/97	20070	9/19/97	9/26/97	20149	44154	22.08
NYB8556849	9/25/97	19790	9/19/97	9/28/97	19822	43538	21.77
NYB8556876	9/29/97	20770	9/22/97	9/30/97	20748	45694	22.85
NYB8556867	9/29/97	19720	9/22/97	9/30/97	19713	43384	21.69
NYB8556885	9/29/97	20620	9/22/97	9/30/97	20648	45364	22.68
NYB8556894	9/29/97	20490	9/22/97	9/30/97	20602	45078	22.54
NYB8556921	9/29/97	19450	9/22/97	9/30/97	19505	42790	21.40
NYB8556912	9/29/97	19410	9/22/97	10/9/97	19450	42702	21.35
NYB8556903	10/1/97	20140	9/23/97	10/3/97	26076	44308	22.15
NYB8556939	10/1/97	19583	9/23/97	10/3/97	19741	43083	21.54
NYB8556948	10/1/97	17130	9/23/97	10/3/97	17164	37686	18.84
NYB8556975	10/1/97	18510	9/23/97	10/9/97	18607	40722	20.36
NYB8556984	10/1/97	17630	9/23/97	10/16/97	17473	38786	19.39
NYB8556957	10/1/97	19950	9/23/97	10/5/97	20103	43890	21.95
NYG0797067	10/2/97	20110	9/23/97	10/7/97	20031	44242	22.12
NYG0797058	10/2/97	20610	9/23/97	10/9/97	20757	45342	22.67
NYG0797085	10/2/97	21720	9/23/97	10/3/97	21700	47784	23.89
NYG0797076	10/2/97	14690	9/24/97	10/5/97	14597	32318	16.16
NYG0797049	10/2/97	14130	9/24/97	10/3/97	14025	31086	15.54
NYG0797031	10/2/97	15290	9/24/97	10/5/97	15205	33638	16.82
NYG0797157	10/3/97	20440	9/24/97	10/9/97	21346	44968	22.48
NYG0797148	10/3/97	20490	9/24/97	10/7/97	20412	45078	22.54
NYG0797139	10/3/97	20830	9/23/97	10/7/97	20856	45826	22.91
NYG0797121	10/3/97	20950	9/25/97	10/7/97	20856	46090	23.05
NYG0797094	10/3/97	19000	9/25/97	10/7/97	19060	41800	20.90
NYG0797103	10/3/97	19930	9/25/97	10/7/97	19976	43846	21.92
NYG0797166	10/6/97	20690	9/26/97	10/7/97	20802	45518	22.76
NYG0797175	10/6/97	18210	9/26/97	10/7/97	18180	40062	20.03
NYG0797184	10/6/97	13750	9/26/97	10/7/97	13907	30250	15.13
NYG0797193	10/6/97	20770	9/26/97	10/7/97	20938	45694	22.85
NYG0797202	10/6/97	23780	9/26/97	10/7/97	23886	52316	26.16

TABLE 6-1

GENERAL ELECTRIC COMPANY - PITTSFIELD, MASSACHUSETTS  
BUILDING 66 REMOVAL ACTION  
DISPOSAL LOG

MANIFEST NUMBER	SHIPMENT DATE	WEIGHT (Kg)	OUT OF SERVICE DATE	DISPOSAL DATE	RECEIVING FACILITY WEIGHT (Kg)	RECEIVING FACILITY WEIGHT (LBS)	RECEIVING FACILITY WEIGHT (TONS)
NYG0797211	10/6/97	19780	9/26/97	10/8/97	19750	43516	21.76
NYG0797229	10/6/97	19000	9/25/97	10/8/97	18933	41800	20.90
NYG0797238	10/6/97	16710	9/25/97	10/8/97	16810	36762	18.38
NYG0797346	10/6/97	19470	9/25/97	10/8/97	19477	42834	21.42
NYG0797355	10/6/97	19540	9/25/97	10/8/97	19568	42988	21.49
NYG0797256	10/7/97	20910	9/29/97	10/9/97	20856	46002	23.00
NYG0797265	10/7/97	20740	9/29/97	10/9/97	20847	45628	22.81
NYG0797247	10/7/97	19480	9/29/97	10/9/97	19523	42856	21.43
NYG0797274	10/7/97	21150	9/29/97	10/9/97	21065	46530	23.27
NYG0797283	10/7/97	17840	9/29/97	10/9/97	17808	39248	19.62
NYG0797292	10/7/97	19400	9/29/97	10/9/97	19432	42680	21.34
NYG0797301	10/7/97	20150	9/29/97	10/9/97	20167	44330	22.17
NYG0797319	10/7/97	19682	9/29/97	10/9/97	19713	43300	21.65
NYG0797328	10/7/97	20980	9/29/97	10/9/97	20911	46156	23.08
NYG0797337	10/7/97	19750	9/29/97	10/9/97	19659	43450	21.73
NYG0797364	10/8/97	14950	9/30/97	10/9/97	14969	32890	16.45
NYG0797373	10/8/97	20060	9/30/97	10/10/97	20067	44132	22.07
NYG0797382	10/8/97	21100	9/30/97	10/10/97	21119	46420	23.21
NYG0797391	10/8/97	19780	9/30/97	10/10/97	19813	43516	21.76
NYG0797409	10/8/97	16950	9/30/97	10/10/97	16946	37290	18.65
NYG0797418	10/8/97	16880	9/30/97	10/10/97	16910	37136	18.57
NYG0797427	10/8/97	19990	9/30/97	10/10/97	20031	43978	21.89
NYG0797463	10/9/97	17980	9/30/97	10/10/97	17953	39556	19.78
NYG0798057	10/9/97	21278	9/30/97	10/10/97	21364	46812	23.41
NYG0797472	10/9/97	19140	9/30/97	10/10/97	19124	42108	21.05
NYG0797481	10/9/97	20860	9/30/97	10/10/97	20856	45892	22.95
NYG0797499	10/9/97	19430	9/30/97	10/10/97	19468	42746	21.37
NYG0797508	10/9/97	19540	9/30/97	10/10/97	19586	42988	21.49
NYG0798102	10/10/97	19690	9/30/97	10/14/97	19722	43318	21.66
NYG0798093	10/10/97	19320	9/30/97	10/14/97	19178	42504	21.25
NYG0798084	10/10/97	17020	9/30/97	10/14/97	17037	37444	18.72
NYG0798075	10/10/97	14750	9/30/97	10/14/97	14733	32450	16.23
NYG0798066	10/10/97	16080	9/30/97	10/14/97	16103	35376	17.69
NYG0798156	10/10/97	21000	9/30/97	10/13/97	21528	46200	23.10
NYG0798363	10/13/97	19440	9/30/97	10/15/97	19577	42768	21.38
NYG0798372	10/13/97	20910	9/30/97	10/15/97	21038	46002	23.00
NYG0798381	10/13/97	19840	9/30/97	10/15/97	19895	43648	21.82
NYG0798399	10/13/97	19810	9/30/97	10/15/97	19858	43562	21.79
NYG0798408	10/13/97	21210	9/30/97	10/15/97	21328	46662	23.33
NYG0798417	10/13/97	18360	9/30/97	10/15/97	18534	40392	20.20
NYG0798426	10/13/97	21350	9/30/97	10/15/97	21482	46970	23.49
NYG0798435	10/13/97	20050	9/30/97	10/15/97	20103	44110	22.06
NYG0798444	10/13/97	19590	9/30/97	10/15/97	19632	43098	21.55
NYG0798453	10/13/97	19550	9/30/97	10/15/97	19623	43010	21.51
NYG0798462	10/13/97	21550	9/30/97	10/15/97	21691	47410	23.71
NYG0798471	10/13/97	19470	9/30/97	10/15/97	19523	42834	21.42
NYG0798489	10/13/97	21460	9/30/97	10/15/97	21519	47212	23.61
NYG0798498	10/13/97	21040	9/30/97	10/15/97	21092	46288	23.14
NYG0798507	10/13/97	21490	9/30/97	10/15/97	21564	47278	23.64
NYG0797652	10/14/97	20330	9/30/97	10/16/97	20276	44726	22.36
NYG0797643	10/14/97	19950	9/30/97	10/16/97	19985	43890	21.95
NYG0797634	10/14/97	22000	9/30/97	10/16/97	22027	48400	24.20
NYG0797625	10/14/97	21890	9/30/97	10/16/97	21945	48158	24.08
NYG0797616	10/14/97	21760	9/30/97	10/16/97	21782	47872	23.94
NYG0797607	10/14/97	22280	9/30/97	10/16/97	22308	49016	24.51
NYG0797598	10/14/97	20260	9/30/97	10/16/97	20267	44572	22.29
NYG0797589	10/14/97	19760	9/30/97	10/16/97	19777	43472	21.74
NYG0797571	10/14/97	20520	9/30/97	10/16/97	19251	45144	22.57
NYG0797562	10/14/97	17550	9/30/97	10/16/97	17545	38610	19.31
NYG0797553	10/14/97	18840	9/30/97	10/16/97	18842	41448	20.72
NYG0797544	10/14/97	20010	9/30/97	10/16/97	20022	44022	22.01
NYG0797535	10/14/97	20300	9/30/97	10/16/97	20330	44660	22.33
NYG0797526	10/14/97	15010	9/30/97	10/16/97	14678	33022	16.51
NYG0797517	10/14/97	19830	9/30/97	10/16/97	19849	43626	21.81
NYG0826128	10/15/97	21250	10/1/97	10/16/97	21292	46750	23.38
NYG0826137	10/15/97	21660	10/1/97	10/16/97	21641	47652	23.83
NYG0826119	10/15/97	22080	10/1/97	10/16/97	22117	48576	24.29
NYG0797805	10/15/97	19560	10/1/97	10/16/97	19459	43032	21.52
NYG0797778	10/15/97	21410	10/1/97	10/16/97	21428	47102	23.55

TABLE 6-1

**GENERAL ELECTRIC COMPANY - PITTSFIELD, MASSACHUSETTS  
BUILDING 68 REMOVAL ACTION  
DISPOSAL LOG**

MANIFEST NUMBER	SHIPMENT DATE	WEIGHT (Kg)	OUT OF SERVICE DATE	DISPOSAL DATE	RECEIVING FACILITY WEIGHT (Kg)	RECEIVING FACILITY WEIGHT (LBS)	RECEIVING FACILITY WEIGHT (TONS)
NYG0797796	10/15/97	21520	10/1/97	10/17/97	21637	47344	23.67
NYG0797787	10/15/97	21670	10/1/97	10/17/97	21800	47674	23.84
NYG0797769	10/15/97	20470	10/1/97	10/16/97	20394	45034	22.52
NYG0797751	10/15/97	20490	9/30/97	10/17/97	20385	45078	22.54
NYG0797742	10/15/97	20390	9/30/97	10/17/97	20439	44858	22.43
NYG0797733	10/15/97	19680	9/30/97	10/17/97	19704	43296	21.65
NYG0797724	10/15/97	18630	9/30/97	10/16/97	18643	40986	20.49
NYG0797715	10/15/97	20210	9/30/97	10/16/97	20230	44462	22.23
NYG0797706	10/15/97	20880	9/30/97	10/17/97	21020	45936	22.97
NYG0797697	10/15/97	21910	9/30/97	10/17/97	21918	48202	24.10
NYG0797688	10/15/97	21470	9/30/97	10/16/97	21564	47234	23.62
NYG0797661	10/15/97	20800	9/30/97	10/17/97	20829	45760	22.88
NYG0797679	10/15/97	19620	9/30/97	10/17/97	19623	43164	21.58
NYG0797958	10/16/97	20220	10/3/97	10/20/97	20140	44464	22.24
NYG0797949	10/16/97	21810	10/3/97	10/20/97	21927	47962	23.99
NYG0797931	10/16/97	19100	10/3/97	10/20/97	19124	42020	21.01
NYG0797922	10/16/97	21860	10/3/97	10/20/97	21891	48092	24.05
NYG0797913	10/16/97	20810	10/3/97	10/17/97	20929	45782	22.89
NYG0797904	10/16/97	20510	10/3/97	10/17/97	20693	45122	22.56
NYG0797895	10/16/97	18700	10/3/97	10/20/97	18706	41140	20.57
NYG0797886	10/16/97	15200	10/3/97	10/20/97	15205	33440	16.72
NYG0797877	10/16/97	20570	10/3/97	10/20/97	20584	45254	22.63
NYG0797868	10/16/97	19880	10/3/97	10/20/97	19877	43736	21.87
NYG0797859	10/16/97	21730	10/3/97	10/20/97	21863	47806	23.90
NYG0797841	10/16/97	21890	10/3/97	10/20/97	21900	48158	24.08
NYG0797832	10/16/97	20630	10/3/97	10/20/97	20639	45386	22.69
NYG0797823	10/16/97	19800	10/3/97	10/20/97	19713	43560	21.78
NYG0797814	10/16/97	19840	10/3/97	10/20/97	19858	43648	21.82
NYG0826182	10/17/97	20950	10/6/97		21011	46090	23.05
NYG0826101	10/17/97	20181	10/6/97	10/24/97	20512	44398	22.20
NYG0826092	10/17/97	20220	10/6/97	10/21/97	20230	44484	22.24
NYG0826083	10/17/97	20980	10/6/97	10/21/97	21056	46156	23.08
NYG0826074	10/17/97	21670	10/6/97	10/21/97	21764	47674	23.84
NYG0826065	10/17/97	20750	10/6/97	10/21/97	20720	45650	22.83
NYG0826056	10/17/97	19090	10/6/97	10/20/97	19223	41998	21.00
NYG0826047	10/17/97	18810	10/6/97	10/20/97	18897	41382	20.69
NYG0826038	10/17/97	17670	10/6/97	10/21/97	17627	38874	19.44
NYG0826029	10/17/97	21360	10/6/97	10/20/97	21473	47036	23.52
NYG0826011	10/17/97	21250	10/6/97	10/20/97	21256	46750	23.38
NYG0798003	10/17/97	22050	10/6/97	10/21/97	22117	48510	24.26
NYG0797994	10/17/97	19610	10/6/97	10/20/97	19632	43142	21.57
NYG0797985	10/17/97	20300	10/6/97	10/21/97	20403	44660	22.33
NYG0797976	10/17/97	20070	10/6/97	10/22/97	20040	44154	22.08
NYG0797967	10/17/97	19540	10/6/97	10/20/97	18960	42988	21.49
NYG0826236	10/20/97	20320	10/6/97	10/21/97	20484	44704	22.35
NYG0826245	10/20/97	18820	10/6/97	10/21/97	18806	41404	20.70
NYG0826263	10/20/97	22160	10/6/97	10/21/97	22235	48752	24.38
NYG0826272	10/20/97	20160	10/6/97	10/21/97	20160	44352	22.18
NYG0826281	10/20/97	20510	10/6/97	10/21/97	20521	45122	22.56
NYG0826299	10/20/97	19820	10/6/97	10/23/97	19804	43604	21.80
NYG0826308	10/20/97	21750	10/6/97	10/21/97	21755	47850	23.93
NYG0826317	10/20/97	15080	10/6/97	10/21/97	15087	33176	16.59
NYG0826326	10/20/97	18220	10/6/97	10/21/97	18235	40084	20.04
NYG0826335	10/20/97	20670	10/6/97	10/21/97	20684	45474	22.74
NYG0826344	10/20/97	20930	10/6/97	10/21/97	20956	46046	23.02
NYG0826353	10/20/97	22190	10/6/97	10/21/97	22281	48818	24.41
NYG0826362	10/20/97	20160	10/6/97	10/21/97	20167	44352	22.18
NYG0826371	10/20/97	20620	10/6/97	10/21/97	20611	45364	22.68
NYG0826254	10/20/97	19250	10/6/97	10/21/97	19260	42350	21.18
NYG0826164	10/21/97	21690	10/6/97	10/23/97	21791	47718	23.86
NYG0826173	10/21/97	21760	10/6/97	10/23/97	21863	47872	23.94
NYG0826191	10/21/97	21380	10/6/97	10/23/97	21363	47036	23.52
NYG0826389	10/21/97	19510	10/6/97	10/23/97	19496	42922	21.46
NYG0826398	10/21/97	19340	10/6/97	10/23/97	19314	42548	21.27
NYG0826407	10/21/97	19610	10/6/97	10/23/97	19514	43142	21.57
NYG0826416	10/21/97	17130	10/6/97	10/23/97	17246	37686	18.84
NYG0826425	10/21/97	21090	10/6/97	10/23/97	21129	46398	23.20
NYG0826434	10/21/97	21430	10/6/97	10/23/97	21437	47146	23.57
NYG0826443	10/21/97	21550	10/6/97	10/23/97	21555	47410	23.71



TABLE 6-1

GENERAL ELECTRIC COMPANY - PITTSFIELD, MASSACHUSETTS  
BUILDING 68 REMOVAL ACTION  
DISPOSAL LOG

MANIFEST NUMBER	SHIPMENT DATE	WEIGHT (Kg)	OUT OF SERVICE DATE	DISPOSAL DATE	RECEIVING FACILITY WEIGHT (Kg)	RECEIVING FACILITY WEIGHT (LBS)	RECEIVING FACILITY WEIGHT (TONS)
NYG0826452	10/21/97	21540	10/6/97	10/23/97	21646	47388	23.69
NYG0826461	10/21/97	19460	10/6/97	10/23/97	19459	42812	21.41
NYG0826479	10/21/97	21350	10/6/97	10/23/97	21609	46970	23.49
NYG0826488	10/21/97	21420	10/6/97	10/23/97	21528	47124	23.56
NYG0826497	10/21/97	20740	10/6/97	10/23/97	20657	45628	22.81
NYG0826506	10/21/97	20550	10/6/97	10/24/97	20466	45210	22.61
NYG0422019	10/21/97	19920	10/6/97	10/23/97	19722	43824	21.91
NYG0422028	10/21/97	19860	10/6/97	10/24/97	19777	43692	21.85
NYG0422037	10/22/97	NA	10/7/97	RETURNED TO SITE		TRUCK RETURNED TO SITE	
NYG0422046	10/22/97	20710	10/7/97	10/23/97	20657	45562	22.78
NYG0422055	10/22/97	19970	10/6/97	10/23/97	19904	43934	21.97
NYG0422064	10/22/97	17880	10/6/97	10/23/97	17863	39336	19.67
NYG0422073	10/22/97	19820	10/6/97	10/23/97	19768	43604	21.80
NYG0422082	10/22/97	22400	10/6/97	10/24/97	22408	49280	24.64
NYG0422091	10/22/97	20040	10/6/97	10/23/97	20022	44088	22.04
NYG0422109	10/22/97	20740	10/6/97	10/23/97	20711	45628	22.81
NYG0422118	10/22/97	19670	10/6/97	10/23/97	19650	43274	21.64
NYG0422127	10/22/97	17990	10/6/97	10/23/97	17953	39578	19.79
NYG0422136	10/22/97	21040	10/6/97	10/23/97	21056	46288	23.14
NYG0422145	10/22/97	19970	10/6/97	10/23/97	19877	43934	21.97
NYG0422154	10/22/97	20230	10/6/97	10/24/97	20176	44506	22.25
NYG0422163	10/22/97	20570	10/6/97	10/23/97	20494	45254	22.63
NYG0422172	10/22/97	20070	10/6/97	10/23/97	20285	44154	22.08
NYG0422496	10/23/97	18390	10/7/97	10/24/97	18398	40458	20.23
NYG0422505	10/23/97	20840	10/7/97	10/24/97	20865	45848	22.92
NYG0422516	10/23/97	20350	10/7/97	10/24/97	20566	44770	22.39
NYG0422181	10/23/97	21960	10/7/97	10/24/97	22045	48312	24.16
NYG0422199	10/23/97	21680	10/7/97	10/24/97	21764	47696	23.85
NYG0422208	10/23/97	19660	10/7/97	10/24/97	19759	43252	21.63
NYG0422217	10/23/97	18730	10/7/97	10/24/97	18824	41206	20.60
NYG0422226	10/23/97	19110	10/7/97	10/24/97	19133	42042	21.02
NYG0422235	10/23/97	17660	10/7/97	10/24/97	17660	38852	19.43
NYG0422244	10/23/97	20370	10/7/97	10/24/97	20357	44814	22.41
NYG0422253	10/23/97	19790	10/7/97	10/24/97	19895	43538	21.77
NYG0422262	10/23/97	19780	10/7/97	10/24/97	19786	43516	21.76
NYG0422271	10/23/97	19500	10/7/97	10/24/97	19614	42900	21.45
NYG0422289	10/23/97	18130	10/7/97	10/24/97	18035	39886	19.94
NYG0422298	10/23/97	20510	10/7/97	10/24/97	20412	45122	22.56
NYG0422307	10/23/97	20720	10/7/97	10/24/97	20611	45584	22.79
NYG0422316	10/23/97	20570	10/7/97	10/24/97	20570	45254	22.63
NYG0422325	10/23/97	20500	10/7/97	10/24/97	20376	45100	22.55
NYG0422334	10/23/97	20310	10/7/97	10/24/97	20149	44682	22.34
NYG0422352	10/24/97	21140	10/8/97	10/28/97	21301	46508	23.25
NYG0422361	10/24/97	21010	10/8/97	10/28/97	21020	46222	23.11
NYG0422379	10/24/97	20430	10/8/97	10/28/97	20430	44946	22.47
NYG0422388	10/24/97	18740	10/8/97	10/28/97	18616	41228	20.61
NYG0422397	10/24/97	19060	10/8/97	10/28/97	19078	41932	20.97
NYG0422406	10/24/97	20250	10/8/97	10/28/97	20267	44550	22.28
NYG0422415	10/24/97	14230	10/8/97	10/28/97	14261	31306	15.65
NYG0422424	10/24/97	21060	10/8/97	10/28/97	21092	46332	23.17
NYG0422433	10/24/97	20760	10/8/97	10/28/97	20784	45672	22.84
NYG0422442	10/24/97	20200	10/8/97	10/28/97	20239	44440	22.22
NYG0422451	10/24/97	17660	10/8/97	10/28/97	17645	38852	19.43
NYG0422469	10/24/97	19855	10/8/97	10/28/97	19886	43681	21.84
NYG0422478	10/24/97	19360	10/8/97	10/28/97	19296	42592	21.30
NYG0422487	10/24/97	19870	10/8/97	10/28/97	19768	43714	21.86
NYG0826146	10/27/97	20070	10/8/97	10/28/97	20185	44154	22.08
NYG0420696	10/27/97	20940	10/8/97	10/28/97	20965	46068	23.03
NYG0420687	10/27/97	19610	10/8/97	10/30/97	19604	43142	21.57
NYG0420705	10/27/97	21360	10/8/97	10/28/97	21373	46992	23.50
NYG0420678	10/27/97	21140	10/8/97	10/28/97	21274	46508	23.25
NYG0420714	10/27/97	22270	10/8/97	10/28/97	22290	48994	24.50
NYG0420723	10/27/97	16430	10/8/97	10/28/97	16438	36146	18.07
NYG0420669	10/27/97	18790	10/8/97	10/28/97	18806	41338	20.67
NYG0420732	10/27/97	19250	10/8/97	10/28/97	19296	42350	21.18
NYG0420651	10/27/97	19420	10/8/97	10/28/97	19441	42724	21.36
NYG0420642	10/27/97	19160	10/8/97	10/30/97	19423	42152	21.08
NYG0420624	10/27/97	18930	10/8/97	10/28/97	20122	43846	21.82
NYG0420741	10/27/97	21680	10/8/97	10/28/97	21800	47696	23.85

TABLE 6-1

GENERAL ELECTRIC COMPANY - PITTSFIELD, MASSACHUSETTS  
BUILDING 68 REMOVAL ACTION  
DISPOSAL LOG

MANIFEST NUMBER	SHIPMENT DATE	WEIGHT (Kg)	OUT OF SERVICE DATE	DISPOSAL DATE	RECEIVING FACILITY WEIGHT (Kg)	RECEIVING FACILITY WEIGHT (LBS)	**RECEIVING FACILITY WEIGHT (TONS)
NYG0420759	10/27/97	20140	10/8/97	10/28/97	20303	44308	22.15
NYG0420768	10/27/97	19800	10/8/97	10/28/97	19514	43560	21.78
NYG0420777	10/27/97	19620	10/8/97	10/28/97	19432	43164	21.58
NYG0420786	10/28/97	21390	10/8/97	10/30/97	21410	47058	23.53
NYG0420795	10/28/97	18070	10/8/97	10/30/97	18062	39754	19.88
NYG0420804	10/28/97	16850	10/8/97	10/30/97	16828	37070	18.54
NYG0420813	10/28/97	21620	10/8/97	10/30/97	21718	47564	23.78
NYG0420822	10/28/97	19580	10/8/97	10/30/97	129559	43076	21.54
NYG0420831	10/28/97	21260	10/8/97	10/30/97	21074	46772	23.39
NYG0420849	10/28/97	21610	10/8/97	10/30/97	21618	47542	23.77
NYG0420858	10/28/97	20380	10/8/97	10/30/97	20394	44836	22.42
NYG0420867	10/28/97	19800	10/8/97	10/30/97	19877	43560	21.78
NYG0420876	10/28/97	19260	10/8/97	10/30/97	19369	42372	21.19
NYG0420885	10/28/97	20860	10/8/97	10/30/97	20757	45892	22.95
NYG0420894	10/28/97	20070	10/8/97	10/30/97	20049	44154	22.08
NYG0420903	10/28/97	20170	10/8/97	10/30/97	20049	44374	22.19
NYG0420912	10/28/97	20990	10/8/97	10/30/97	20902	46178	23.09
NYG0420921	10/28/97	19590	10/8/97	10/30/97	19713	43098	21.55
NYG0826209	10/28/97	20090	10/8/97	10/30/97	20167	44198	22.10
NYG0420939	10/29/97	20200	10/8/97	10/31/97	20249	44440	22.22
NYG0420966	10/29/97	20600	10/8/97	10/31/97	20602	45320	22.66
NYG0420975	10/29/97	21920	10/8/97	10/31/97	22045	48224	24.11
NYG0421002	10/29/97	20290	10/8/97	10/31/97	20448	44638	22.32
NYG0420993	10/29/97	18820	10/8/97	10/31/97	18888	41404	20.70
NYG0420984	10/29/97	16910	10/8/97	10/31/97	16937	37202	18.60
NYG0422514	10/29/97	20090	10/8/97	10/31/97	20131	44198	22.10
NYG0422523	10/29/97	22000	10/8/97	11/7/97	22226	48400	24.20
NYG0422532	10/29/97	22460	10/8/97	10/31/97	22435	49412	24.71
NYG0422541	10/29/97	21200	10/8/97	10/31/97	21200	46640	23.32
NYG0422559	10/29/97	20430	10/8/97	10/31/97	20475	44946	22.47
NYG0422568	10/29/97	21270	10/8/97	10/31/97	21301	46794	23.40
NYG0422577	10/29/97	20780	10/8/97	10/31/97	20884	45716	22.86
NYG0420588	10/30/97	18000	10/9/97	10/31/97	18017	39600	19.80
NYG0420579	10/30/97	21220	10/9/97	10/31/97	21990	46684	23.34
NYG0422586	10/30/97	21610	10/9/97	10/31/97	21618	47542	23.77
NYG0422595	10/30/97	19660	10/9/97	10/31/97	19641	43252	21.63
NYG0422613	10/30/97	20360	10/9/97	10/31/97	20330	44792	22.40
NYG0422604	10/30/97	20570	10/9/97	10/31/97	20570	45254	22.63
NYG0422622	10/30/97	15350	10/9/97	10/31/97	15359	33770	16.89
NYG0422631	10/30/97	21190	10/9/97	10/31/97	21283	46618	23.31
NYG0422649	10/30/97	19860	10/9/97	10/31/97	19868	43692	21.85
NYG0422658	10/30/97	18640	10/9/97	10/31/97	18670	41008	20.50
NYG0422667	10/30/97	22590	10/9/97	10/31/97	22607	49698	24.85
NYG0422676	10/30/97	21180	10/9/97	10/31/97	21210	46596	23.30
NYG0422685	10/30/97	20130	10/9/97	10/31/97	20031	44286	22.14
NYG0422694	10/30/97	19500	10/9/97	10/31/97	19396	42900	21.45
NYG0422703	10/30/97	20630	10/9/97	10/31/97	20639	45386	22.69
NYG0422712	10/30/97	20330	10/9/97	11/3/97	20294	44726	22.36
NYG0422721	10/30/97	20770	10/9/97	10/31/97	20820	45694	22.85
NYG0422784	10/31/97	21890	10/10/97	11/3/97	21890	48158	24.08
NYG0422793	10/31/97	20060	10/10/97	11/3/97	20058	44132	22.07
NYG0422802	10/31/97	20180	10/10/97	11/3/97	20321	44418	22.21
NYG0422811	10/31/97	21100	10/10/97	11/3/97	21110	46420	23.21
NYG0422829	10/31/97	21350	10/10/97	11/3/97	21392	46970	23.49
NYG0422838	10/31/97	20150	10/10/97	11/10/97	20058	44330	22.17
NYG0422847	10/31/97	18610	10/10/97	11/3/97	18661	40942	20.47
NYG0422856	10/31/97	19760	10/10/97	11/3/97	19760	43472	21.74
NYG0422865	10/31/97	19680	10/10/97	11/3/97	19741	43296	21.65
NYG0422874	10/31/97	21070	10/10/97	11/3/97	20983	46354	23.18
NYG0422883	10/31/97	20780	10/10/97	11/3/97	20675	45716	22.86
NYG0422892	10/31/97	20200	10/10/97	11/5/97	20122	44440	22.22
NYG0420597	11/3/97	21060	11/3/97	11/4/97	21174	46332	23.17
NYG0422964	11/3/97	20810	11/3/97	11/4/97	20802	45782	22.89
NYG0422955	11/3/97	21680	11/3/97	11/4/97	21600	47696	23.85
NYG0422946	11/3/97	21510	11/3/97	11/4/97	21591	47322	23.66
NYG0422937	11/3/97	21340	11/3/97	11/4/97	21364	46948	23.47
NYG0422928	11/3/97	19520	11/3/97	11/4/97	19450	42944	21.47
NYG0422919	11/3/97	21780	11/3/97	11/4/97	21900	47916	23.96
NYG0422991	11/3/97	19660	11/3/97	11/4/97	19650	43252	21.63

TABLE 6-1

GENERAL ELECTRIC COMPANY - PITTSFIELD, MASSACHUSETTS  
BUILDING 68 REMOVAL ACTION  
DISPOSAL LOG

MANIFEST NUMBER	SHIPMENT DATE	WEIGHT (Kg)	OUT OF SERVICE DATE	DISPOSAL DATE	RECEIVING FACILITY WEIGHT (Kg)	RECEIVING FACILITY WEIGHT (LBS)	RECEIVING FACILITY WEIGHT (TONS)
NYG0422982	11/3/97	19820	11/3/97	11/4/97	19840	43604	21.80
NYG0422973	11/3/97	20720	11/3/97	11/4/97	20738	45584	22.79
NYG0419517	11/3/97	20020	11/3/97	11/4/97	20040	44044	22.02
NYG0423009	11/3/97	17790	11/3/97	11/4/97	17790	39138	19.57
NYG0419526	11/3/97	17360	11/3/97	11/4/97	17364	38192	19.10
NYG0419544	11/3/97	21850	11/3/97	11/4/97	22562	48070	24.04
NYG0419535	11/3/97	20190	11/3/97	11/5/97	20122	44418	22.21
NYG0419553	11/3/97	21100	11/3/97	11/5/97	20912	46420	23.21
NYG0419598	11/4/97	20630	10/15/97	11/5/97	20675	45386	22.69
NYG0419616	11/4/97	21800	10/15/97	11/5/97	21891	47960	23.98
NYG0419625	11/4/97	21340	10/15/97	11/5/97	21373	46948	23.47
NYG0419634	11/4/97	21220	10/15/97	11/5/97	21228	46684	23.34
NYG0419643	11/4/97	20200	10/15/97	11/5/97	20185	44440	22.22
NYG0419652	11/4/97	21530	10/15/97	11/5/97	21618	47366	23.68
NYG0419661	11/4/97	21350	10/15/97	11/5/97	21337	46970	23.49
NYG0419679	11/4/97	16600	10/15/97	11/5/97	16729	36520	18.26
NYG0419688	11/4/97	14690	10/15/97	11/5/97	14706	32318	16.16
NYG0419706	11/4/97	21270	10/15/97	11/5/97	21192	46794	23.40
NYG0419715	11/4/97	20800	10/15/97	11/5/97	20666	45760	22.88
NYG0419823	11/7/97	21050	10/15/97	11/10/97	21050	46310	23.16
NYG0419805	11/7/97	21450	10/15/97	11/10/97	21450	47190	23.60
NYG0419778	11/7/97	20100	10/15/97	11/10/97	20167	44220	22.11
NYG0419787	11/7/97	22320	10/15/97	11/10/97	22526	49104	24.55
NYG0419796	11/7/97	19900	10/15/97	11/10/97	19831	43780	21.89
NYG0419724	11/7/97	22380	10/15/97	11/10/97	22390	49236	24.62
NYG0419733	11/7/97	16310	10/15/97	11/10/97	16357	35882	17.94
NYG0419742	11/7/97	21320	10/15/97	11/10/97	21419	46904	23.45
NYG0419751	11/7/97	16990	10/15/97	11/10/97	16990	37378	18.69
NYG0419769	11/7/97	22220	10/15/97	11/10/97	22988	48884	24.44
NYG0422748	11/10/97	21480	10/15/97	11/11/97	21609	47256	23.63
NYG0422775	11/10/97	21190	10/15/97	11/21/97	21020	46618	23.31
NYG0419562	11/10/97	21880	10/15/97	11/11/97	22172	48136	24.07
NYG0419571	11/10/97	17470	10/15/97	11/11/97	17473	38434	19.22
NYG0419589	11/10/97	20480	10/15/97	11/11/97	20630	45056	22.53
NYG0422739	11/10/97	15010	10/15/97	11/11/97	15041	33022	16.51
NYG0420957	11/10/97	18820	10/15/97	11/11/97	18815	41404	20.70
NYG0420948	11/10/97	15160	10/15/97	11/25/97	15214	33352	16.68
NYG0798012	11/10/97	19790	10/15/97	11/11/97	19813	43538	21.77
NYG0798021	11/10/97	19370	10/15/97	11/11/97	19178	42614	21.31
NYG0798039	11/10/97	21020	10/15/97	11/11/97	21038	46244	23.12
NYG0798048	11/10/97	21520	10/15/97	11/11/97	21428	47344	23.67
NYG0797436	11/10/97	19880	10/15/97	11/11/97	19813	43736	21.87
NYG0797445	11/10/97	20570	10/15/97	11/11/97	20475	45254	22.63
NYG0797454	11/10/97	20860	10/15/97	11/11/97	20766	45892	22.95
NYG0421038	11/13/97	21010	10/16/97	11/14/97	20974	46222	23.11
NYG0421029	11/13/97	21390	10/16/97	11/14/97	21410	47058	23.53
NYG0421011	11/13/97	20270	10/16/97	11/14/97	20185	44594	22.30
NYG0419508	11/13/97	19770	10/16/97	11/14/97	20094	43494	21.75
NYG0419499	11/13/97	20170	10/16/97	11/14/97	20503	44374	22.19
NYG0419481	11/13/97	16400	10/16/97	11/19/97	16402	36080	18.04
NYG0419472	11/13/97	16350	10/16/97	11/19/97	16420	35970	17.89
NYG0421137	11/14/97	20750	10/16/97	11/20/97	20639	45650	22.83
NYG0421128	11/14/97	19920	10/16/97	11/18/97	20049	43824	21.91
NYG0421119	11/14/97	20860	10/16/97	11/18/97	20856	45892	22.95
NYG0421083	11/14/97	19300	10/16/97	11/17/97	19305	42460	21.23
NYG0421101	11/14/97	17210	10/16/97	11/17/97	17364	37862	18.93
NYG0421092	11/14/97	19170	10/16/97	11/17/97	19196	42174	21.09
NYG0421047	11/14/97	21620	10/16/97	11/17/97	21646	47564	23.78
NYG0421056	11/14/97	20450	10/16/97	11/17/97	21310	44990	22.50
NYG0421065	11/14/97	17370	10/16/97	11/17/97	17409	38214	19.11
NYG0421074	11/14/97	20700	10/16/97	11/17/97	21319	45540	22.77
NYG0419445	11/17/97	22000	10/17/97	11/18/97	22000	48400	24.20
NYG0798147	11/17/97	21420	10/17/97	11/18/97	21510	47124	23.56
NYG0419832	11/17/97	19820	10/17/97	11/19/97	19958	43604	21.80
NYG0419814	11/17/97	21950	10/17/97	11/18/97	21863	48290	24.15
NYG0419841	11/17/97	19390	10/17/97	11/18/97	19314	42658	21.33
NYG0419859	11/17/97	15910	10/17/97	11/18/97	15921	35002	17.50
NYG0419868	11/17/97	21460	10/17/97	11/18/97	21500	47212	23.61
NYG0422343	11/17/97	19750	10/17/97	11/18/97	20494	43450	21.73

TABLE 6-1

GENERAL ELECTRIC COMPANY - PITTSFIELD, MASSACHUSETTS  
 BUILDING 68 REMOVAL ACTION  
 DISPOSAL LOG

MANIFEST NUMBER	SHIPMENT DATE	WEIGHT (Kg)	OUT OF SERVICE DATE	DISPOSAL DATE	RECEIVING FACILITY WEIGHT (Kg)	RECEIVING FACILITY WEIGHT (LBS)	RECEIVING FACILITY WEIGHT (TONS)
NYG0798111	11/17/97	19080	10/17/97	11/18/97	19728	41976	20.99
NYG0798129	11/17/97	21650	10/17/97	11/18/97	22054	47630	23.82
NYG0798138	11/17/97	19950	10/17/97	11/18/97	19967	43890	21.95
NYG0419463	11/18/97	22220	10/17/97	11/19/97	22326	48884	24.44
NYG0419454	11/20/97	7412	10/17/97	11/21/97	7412	16306	8.15
NYG0421956	1/7/98	19290	12/29/97	1/8/98	19242	42438	21.22
NYG0421974	1/7/98	19370	12/29/97	1/8/98	19369	42614	21.31
NYG0421965	1/7/98	19640	12/1/97	1/8/98	19604	43208	21.60
NYG0420012	1/7/98	20290	12/1/97	1/8/98	20230	44638	22.32
NYG0420021	1/8/98	19130	1/6/98	1/9/98	19160	42086	21.04
NYG0420039	1/8/98	17910	12/29/97	1/9/98	18942	39402	19.70
NYG0420048	1/8/98	17730	12/30/97	1/9/98	18171	39006	19.50
NYG0420057	1/8/98	16730	12/30/97	1/9/98	16720	36806	18.40
NYG0420075	1/8/98	14310	12/30/97	1/9/98	14325	31482	15.74
NYG0420084	1/8/98	19130	1/8/98	1/9/98	15885	42086	21.04
NYG0420102	1/9/98	19340	1/6/98	1/13/98	19260	42548	21.27
NYG0420093	1/9/98	18930	1/6/98	1/15/98	18978	41646	20.82
NYG0420156	1/12/98	20310	1/6/98	1/13/98	20494	44682	22.34
NYG0420138	1/12/98	18640	1/6/98	1/13/98	18761	41008	20.50
NYG0420111	1/12/98	20100	1/6/98	1/13/98	20203	44220	22.11
NYG0420129	1/12/98	18620	1/6/98	1/13/98	18779	40964	20.48
NYG0420174	1/14/98	18360	1/6/98	1/15/98	18425	40392	20.20
NYG0420165	1/14/98	15000	1/6/98	1/15/98	15141	33000	16.50
<b>RIVER SEDIMENT TOTALS:</b>		<b>8,644,197</b>			<b>8,771,430</b>	<b>19,077,233</b>	<b>9,509</b>
<b>BANK SOIL (TSCA DISPOSAL)</b>							
NYG0421587	12/17/97	20090	11/24/97	12/18/97	20040	44198	22.10
NYG0421542	12/17/97	20810	11/24/97	12/18/97	20811	45782	22.89
NYG0421524	12/17/97	20840	11/24/97	12/18/97	20865	45848	22.92
NYG0421533	12/17/97	20430	11/24/97	12/18/97	20430	44946	22.47
NYG0421515	12/17/97	21280	11/24/97	12/18/97	21292	46816	23.41
NYG0421506	12/17/97	21080	11/24/97	12/18/97	21092	46376	23.19
NYG0421497	12/17/97	21460	11/24/97	12/18/97	21455	47212	23.61
NYG0421488	12/17/97	20160	11/24/97	12/18/97	20067	44352	22.18
NYG0421578	12/18/97	19670	12/11/97	12/11/97	19559	43274	21.64
NYG0421704	12/19/97	21830	12/15/97	12/22/97	22335	48026	24.01
NYG0421695	12/19/97	21140	12/15/97	12/22/97	21156	46508	23.25
NYG0421686	12/19/97	22330	12/15/97	12/22/97	22335	49126	24.56
NYG0421668	12/19/97	20670	12/15/97	12/22/97	20693	45474	22.74
NYG0421677	12/19/97	21950	12/15/97	12/22/97	21927	48290	24.15
NYG0421713	12/19/97	19430	12/15/97	12/22/97	19450	42746	21.37
NYG0421722	12/19/97	21750	12/15/97	12/22/97	21745	47850	23.93
NYG0421731	12/19/97	20480	12/15/97	12/22/97	20475	45056	22.53
NYG0421749	12/19/97	20270	12/15/97	12/22/97	20267	44594	22.30
NYG0421758	12/19/97	21310	12/15/97	12/22/97	21319	46882	23.44
NYG0421767	12/19/97	21094	12/15/97	12/22/97	20158	46407	23.20
NYG0421659	12/19/97	20120	12/15/97	12/22/97	20131	44264	22.13
NYG0420552	12/19/97	21960	12/15/97	12/22/97	21963	48312	24.16
NYG0421884	12/22/97	20400	12/17/97	12/23/97	21437	44880	22.44
NYG0421893	12/22/97	21790	12/17/97	12/23/97	21673	47938	23.97
NYG0421866	12/22/97	21880	12/17/97	12/23/97	21718	48136	24.07
NYG0421875	12/22/97	22000	12/17/97	12/23/97	21872	48400	24.20
NYG0421902	12/22/97	21720	12/17/97	12/23/97	21573	47784	23.89
NYG0421812	12/22/97	21420	12/17/97	12/23/97	21301	47124	23.56
NYG0421821	12/22/97	21560	12/17/97	12/23/97	21537	47432	23.72
NYG0421839	12/22/97	19590	12/17/97	12/23/97	19577	43098	21.55
NYG0421848	12/22/97	20950	12/17/97	12/23/97	21002	46090	23.05
NYG0421857	12/22/97	20190	12/17/97	12/23/97	20621	44418	22.21
NYG0420543	12/22/97	21990	12/17/97	12/23/97	21854	48378	24.19
NYG0420534	12/22/97	20400	12/17/97	12/23/97	20276	44880	22.44
NYG0420525	12/22/97	22220	12/17/97	12/23/97	22108	48884	24.44
NYG0420615	12/22/97	21940	12/17/97	12/23/97	21891	48268	24.13
NYG0419877	12/22/97	21280	12/17/97	12/23/97	21174	46816	23.41
NYG0421956	1/7/98	19290	12/29/97	1/8/98	19242	42438	21.22
NYG0421974	1/7/98	19370	12/29/97	1/8/98	19369	42614	21.31
NYG0421965	1/7/98	19640	12/1/97	1/8/98	19604	43208	21.60
NYG0420012	1/7/98	20290	12/1/97	1/8/98	20230	44638	22.32
NYG0420021	1/8/98	19130	1/6/98	1/9/98	19160	42086	21.04
NYG0420039	1/8/98	17910	12/29/97	1/9/98	18942	39402	19.70
NYG0420048	1/8/98	17730	12/30/97	1/9/98	18171	39006	19.50

TABLE 6-1

**GENERAL ELECTRIC COMPANY - PITTSFIELD, MASSACHUSETTS  
BUILDING 68 REMOVAL ACTION  
DISPOSAL LOG**

MANIFEST NUMBER	SHIPMENT DATE	WEIGHT (Kg)	OUT OF SERVICE DATE	DISPOSAL DATE	RECEIVING FACILITY WEIGHT (Kg)	RECEIVING FACILITY WEIGHT (LBS)	RECEIVING FACILITY WEIGHT (TONS)
NYG0420057	1/8/98	16730	12/30/97	1/9/98	16720	36806	18.40
NYG0420075	1/8/98	14310	12/30/97	1/9/98	14325	31482	15.74
NYG0420084	1/8/98	19130	1/8/98	1/9/98	15885	42086	21.04
NYG0420102	1/9/98	19340	1/6/98	1/13/98	19260	42548	21.27
NYG0420093	1/9/98	18930	1/6/98	1/15/98	18978	41646	20.82
NYG0420156	1/12/98	20310	1/6/98	1/13/98	20494	44682	22.34
NYG0420138	1/12/98	18640	1/8/98	1/13/98	18761	41008	20.50
NYG0420111	1/12/98	20100	1/6/98	1/13/98	20203	44220	22.11
NYG0420129	1/12/98	18620	1/6/98	1/13/98	18779	40964	20.48
NYG0420174	1/14/98	18360	1/6/98	1/15/98	18425	40392	20.20
NYG0420165	1/14/98	15000	1/6/98	1/15/98	15141	33000	16.50
NYG0420165	1/14/98	15000	1/6/98	1/15/98	15141	33000	16.50
NYB8987679	12/1/98	21870	11/5/98	12/2/98	21900	48114	24.06
NYB8987697	12/1/98	19880	11/5/98	12/2/98	19967	43736	21.87
NYB8987733	12/1/98	21500	11/5/98	12/2/98	21519	47300	23.65
NYB8987661	12/1/98	21560	11/5/98	12/2/98	21673	47432	23.72
NYB8987652	12/1/98	21040	11/5/98	12/2/98	21129	46288	23.14
NYB8987634	12/1/98	29700	11/5/98	12/2/98	29937	65340	32.67
NYB8987643	12/1/98	29780	11/5/98	12/2/98	29992	65516	32.76
NYB8987598	12/1/98	29660	11/5/98	12/2/98	29738	65252	32.63
NYB8987715	12/1/98	28360	11/5/98	12/2/98	28604	62392	31.20
NYB8987724	12/1/98	28460	11/5/98	12/2/98	29148	62612	31.31
NYB8987742	12/1/98	28370	11/5/98	12/2/98	28549	62414	31.21
NYB8987625	12/1/98	28350	11/5/98	12/2/98	28568	62370	31.19
NYB8987607	12/1/98	28090	11/5/98	12/2/98	28096	61798	30.90
NYB8987616	12/1/98	29030	11/5/98	12/2/98	29076	63866	31.93
NYB8987706	12/1/98	20070	11/5/98	12/2/98	20058	44154	22.08
NYB8987688	12/1/98	17370	11/5/98	12/2/98	17373	38214	19.11
NYB8987553	12/1/98	20050	11/5/98	12/2/98	20131	44110	22.06
NYB8987562	12/1/98	20350	11/5/98	12/2/98	20448	44770	22.39
NYB8987571	12/1/98	20240	11/5/98	12/2/98	20239	44528	22.26
NYB8987589	12/1/98	19620	11/5/98	12/2/98	19659	43164	21.58
NYB9004932	12/1/98	20330	11/5/98	12/2/98	20294	44726	22.36
NYB8985537	12/1/98	20150	11/5/98	12/2/98	19849	44330	22.17
NYB9002358	12/1/98	21260	11/5/98	12/2/98	21283	46772	23.39
NYB9002376	12/1/98	20530	11/5/98	12/2/98	20593	45166	22.58
NYB9002394	12/1/98	21020	11/5/98	12/2/98	21002	46244	23.12
NYB9004923	12/1/98	20680	11/5/98	12/2/98	20684	45496	22.75
NYB9004302	12/3/98	22080	11/5/98	12/4/98	22054	48576	24.29
NYB9004311	12/3/98	19830	11/5/98	12/4/98	19822	43626	21.81
NYB9004329	12/3/98	20600	11/5/98	12/4/98	20621	45320	22.66
NYB9004338	12/3/98	29010	11/5/98	12/4/98	29094	63822	31.91
NYB9004347	12/3/98	17910	11/5/98	12/4/98	17899	39402	19.70
NYB9004356	12/3/98	18530	11/5/98	12/4/98	18516	40766	20.38
NYB9002412	12/3/98	20260	11/5/98	12/4/98	20267	44572	22.29
NYB9004365	12/3/98	21780	11/5/98	12/4/98	21755	47916	23.96
NYB9002457	12/3/98	21770	11/5/98	12/4/98	21764	47894	23.95
NYB9003249	12/8/98	21720	11/19/98	12/9/98	21682	47784	23.89
NYB9002439	12/8/98	21740	11/19/98	12/9/98	21700	47828	23.91
NYB9003987	12/14/98	30820	11/19/98	12/15/98	30926	67804	33.90
NYB9003996	12/14/98	29900	11/19/98	12/15/98	29928	65780	32.89
NYB9003231	12/14/98	22430	11/19/98	12/15/98	22580	49346	24.67
NYB9003222	12/14/98	18490	11/19/98	12/15/98	18434	40678	20.34
NYB9003213	12/14/98	18920	11/19/98	12/15/98	18933	41624	20.81
NYB9003195	12/14/98	30460	11/19/98	12/15/98	30609	67012	33.51
NYB9003204	12/14/98	22530	11/19/98	12/15/98	22553	49566	24.78
NYB9003177	12/14/98	21330	11/19/98	12/15/98	21337	46926	23.46
NYB9003186	12/14/98	22770	11/19/98	12/15/98	22907	50094	25.05
NYB9003123	12/18/98	28040	11/23/98	12/21/98	28050	61688	30.84
NYB9003141	12/18/98	29240	11/23/98	12/21/98	30473	64328	32.16
NYB9003933	12/18/98	20570	11/23/98	12/21/98	20711	45254	22.63
NYB9003946	12/18/98	22230	11/23/98	12/21/98	22190	48906	24.45
NYB9003906	12/18/98	19740	11/23/98	12/21/98	19741	43428	21.71
NYB9003132	12/18/98	30430	11/23/98	12/21/98	30527	66946	33.47
NYB9003168	12/18/98	21380	11/23/98	12/21/98	21364	47036	23.52
NYB9003897	12/18/98	21710	11/23/98	12/21/98	21736	47762	23.88
NYB9003888	12/18/98	20060	11/23/98	12/21/98	20022	44132	22.07
NYB9003915	12/18/98	19650	11/23/98	12/21/98	19704	43230	21.62

TABLE 6-1

**GENERAL ELECTRIC COMPANY - PITTSFIELD, MASSACHUSETTS  
BUILDING 68 REMOVAL ACTION  
DISPOSAL LOG**

MANIFEST NUMBER	SHIPMENT DATE	WEIGHT (Kg)	OUT OF SERVICE DATE	DISPOSAL DATE	RECEIVING FACILITY WEIGHT (Kg)	RECEIVING FACILITY WEIGHT (LBS)	RECEIVING FACILITY WEIGHT (TONS)
NYB9003924	12/18/98	20360	11/23/98	12/21/98	20430	44792	22.40
NYB9004374	12/22/98	31210	12/8/98	12/23/98	31416	68662	34.33
NYB9004401	12/22/98	18490	12/8/98	12/23/98	18597	40678	20.34
NYB9004383	12/22/98	19560	12/8/98	12/23/98	19750	43032	21.52
NYB9004824	12/22/98	20760	12/8/98	12/23/98	20902	45672	22.84
NYB9004392	12/22/98	20590	12/8/98	12/23/98	20720	45298	22.65
NYB9004887	12/22/98	27490	12/8/98	12/23/98	27851	60478	30.24
NYB9004905	12/22/98	18410	12/8/98	12/23/98	18516	40502	20.25
NYB9004914	12/22/98	20500	12/8/98	12/23/98	20648	45100	22.55
NYB9004833	12/22/98	29620	12/8/98	12/23/98	29810	65164	32.58
NYB9004896	12/22/98	28650	12/8/98	12/23/98	28858	63030	31.52
NYB9004842	12/22/98	20790	12/8/98	12/23/98	20902	45738	22.87
NYB9004851	12/22/98	20900	12/8/98	12/23/98	21092	45980	22.99
NYB9004869	12/22/99	21190	12/8/98	12/23/98	21319	46618	23.31
NYB9004878	12/29/98	30000	12/16/98	12/30/98	30200	66000	33.00
NYB9004815	12/29/98	11710	12/16/98	12/29/98	11730	25762	12.88
NYB9004806	12/29/98	12580	12/16/98	12/30/98	12646	27676	13.84
NYB9004797	12/29/98	9610	12/16/98	12/30/98	9643	21142	10.57
<b>BANK SOIL TSCA TOTALS:</b>		<b>2,802,984</b>			<b>2,808,447</b>	<b>6,166,565</b>	<b>3,083</b>
<b>BANK SOIL (RCRA/TSCA DISPOSAL)</b>							
NYG0421389	12/9/97	20120	10/17/97	12/11/97	20022	44264	22.13
NYG0421371	12/10/97	20890	10/20/97	12/12/97	20838	45958	22.98
NYG0421416	12/10/97	19600	10/20/97	12/11/97	19559	43120	21.56
NYG0421407	12/10/97	20520	10/20/97	12/16/97	20521	45144	22.57
NYG0421398	12/10/97	20780	10/20/97	12/11/97	20766	45716	22.86
NYG0421434	12/17/97	21210	12/9/97	12/19/97	21265	46662	23.33
NYG0421443	12/17/97	19830	12/9/97	12/19/97	19450	43626	21.81
NYG0421461	12/17/97	20090	12/9/97	12/19/97	20022	44198	22.10
NYG0421452	12/17/97	19590	12/9/97	12/19/97	19541	43098	21.55
NYG0421641	12/18/97	21510	12/11/97	12/19/97	21646	47322	23.66
NYG0421632	12/18/97	21500	12/11/97	12/19/97	21500	47300	23.65
NYG0421623	12/18/97	21840	12/11/97	12/19/97	21954	48048	24.02
NYG0421614	12/18/97	21280	12/11/97	12/19/97	21392	46816	23.41
NYG0421605	12/18/97	19770	12/11/97	12/19/97	19886	43494	21.75
NYG0421596	12/18/97	21630	12/11/97	12/19/97	21673	47586	23.79
NYG0421551	12/18/97	21910	12/11/97	12/19/97	21909	48202	24.10
NYG0421569	12/18/97	21090	12/11/97	12/19/97	20902	46398	23.20
NYG0421785	12/18/97	20050	12/9/97	12/19/97	20058	44110	22.06
NYG0421776	12/18/97	18000	12/9/97	12/19/97	17917	39600	19.80
<b>BANK SOIL RCRA/TSCA TOTALS:</b>		<b>397,270</b>			<b>390,821</b>	<b>860,662</b>	<b>430</b>
<b>BANK SOIL TOTALS:</b>		<b>3,194,194</b>			<b>3,199,268</b>	<b>7,027,227</b>	<b>3,513</b>
<b>CARBON</b>							
NYG0421911	12/23/97	14835	10/22/97	12/24/97	13735	32637	16.32
NYG0421929	1/12/98	11160	10/22/97	1/13/98	9807	24552	12.28
NYG0873162	1/21/97	18004	10/22/97	1/22/98	15785	39609	19.80
NYG0421929	1/12/98	11160	10/22/97	1/13/98	9807	24552	12.28
<b>CARBON TOTALS:</b>		<b>55,159</b>			<b>49,134</b>	<b>121,350</b>	<b>61</b>
<b>OVERALL TOTALS:</b>		<b>11,893,550</b>			<b>12,019,832</b>	<b>26,165,810</b>	<b>13,082</b>

**Notes:**

1. Disposal quantities include materials excavated as part of remediation, and other materials generated in conjunction with remediation activities.
2. Liquid materials identified as Toxic Substance Control Act (TSCA) materials were disposed at the CWM Chemical Services, Inc. (CWM) Facility in Model City, New York and non-TSCA materials were disposed at the High Acres Landfill in Fairport, New York.

TABLE 7-1

**GENERAL ELECTRIC COMPANY - PITTSFIELD, MASSACHUSETTS  
BUILDING 68 REMOVAL ACTION  
HOUSATONIC RIVER WATER COLUMN MONITORING DURING CONSTRUCTION**

Sample ID	Sample Date	Location	Total Arcolors + (ug/l)	TSS (mg/l)	Temp °C	Turbidity (ntu) Range (Average)	Flow (cfs)	Activity
68-6-23-97-U1 68-6-23-97-D1	6/23/97 6/23/97	Newell Street Bridge Newell Street Footbridge	ND (0.022) 0.07	5.8 4.1	21 21	3.83 3.50	33 --	Tree Removal Site Preparation
LOC 2 LOC 3	6/25/97 6/25/97	Newell Street Bridge Newell Street Footbridge	ND (0.022) ND (0.022)	5.7 5.2	24 23	--- ---	-- --	Tree Removal Site Preparation
68-6-27-97-U1 68-6-27-97-D1	6/27/97 6/27/97	Newell Street Bridge Newell Street Footbridge	ND (0.022) ND (0.022)	7.3 3.9	22 22	8.35 8.06	40 --	Tree Removal Site Preparation
68-6-30-97-U1 68-6-30-97-D1	6/30/97 6/30/97	Newell Street Bridge Newell Street Footbridge	ND (0.022) ND (0.022)	3.8 5.9	21 21	7.47 3.93	--- ---	Tree Removal Site Preparation
68-7-1-97-U1 68-7-1-97-D1	7/1/97 7/1/97	Newell Street Bridge Newell Street Footbridge	ND (0.022) ND (0.022)	5.8 4.7	21 21	3.02 - 8.82 (4.32) 2.20 - 5.13 (3.69)	34 ---	Sheet Piling Installation
68-7-2-97-U1 68-7-2-97-D1	7/2/97 7/2/97	Newell Street Bridge Newell Street Footbridge	ND (0.022) ND (0.022)	6.0 4.4	22 22	2.18 - 5.31 (3.47) 1.77 - 3.06 (2.50)	--- ---	Sheet Piling Installation
68-7-3-97-U1 68-7-3-97-D1	7/3/97 7/3/97	Newell Street Bridge Newell Street Footbridge	ND (0.022) ND (0.022)	8.9 13	21 21	7.18 - 15.0 (11.01) 5.80 - 15.7 (8.68)	65 ---	Sheet Piling Installation
68-7-7-97-U1 68-7-7-97-D1	7/7/97 7/7/97	Newell Street Bridge Newell Street Footbridge	ND (0.022) ND (0.022)	7.6 5.9	22 22	3.32 - 7.04 (4.60) 2.45 - 9.42 (4.47)	--- ---	Sheet Piling Installation
68-7-8-97-U1 68-7-8-97-D1	7/8/97 7/8/97	Newell Street Bridge Newell Street Footbridge	0.03 0.028 [0.105]	16 14 [14]	20 20	5.40 - 14.2 (7.65) 5.71 - 12.0 (7.52)	61 ---	Sheet Piling Installation
68-7-9-97-U1 68-7-9-97-D1	7/9/97 7/9/97	Newell Street Bridge Newell Street Footbridge	0.023 0.231	15 11	21 21	3.61 - 16.2 (7.97) 3.01 - 7.11 (5.48)	--- ---	Sheet Piling Installation
68-7-10-97-U1 68-7-10-97-D1	7/10/97 7/10/97	Newell Street Bridge Newell Street Footbridge	0.095 0.40	27 38	18 18	7.89 - 13.4 (11.12) 7.54 - 19.4 (12.94)	112 ---	Sheet Piling Installation
68-7-11-97-U1 68-7-11-97-D1	7/11/97 7/11/97	Newell Street Bridge Newell Street Footbridge	0.039 ND (0.022)	9.4 16	18 18	3.87 - 8.56 (5.83) 4.46 - 14.5 (8.18)	--- ---	Sheet Piling Installation
68-7-14-97-U1 68-7-14-97-D1	7/14/97 7/14/97	Newell Street Bridge Newell Street Footbridge	ND (0.022) ND (0.022)	3.1 2.1	24 23	3.21 - 6.32 (4.34) 3.29 - 5.04 (4.35)	--- ---	Sheet Piling Installation

TABLE 7-1

**GENERAL ELECTRIC COMPANY - PITTSFIELD, MASSACHUSETTS  
BUILDING 68 REMOVAL ACTION  
HOUSATONIC RIVER WATER COLUMN MONITORING DURING CONSTRUCTION**

Sample ID	Sample Date	Location	Total Arcolors + (ug/l)	TSS (mg/l)	Temp °C	Turbidity (ntu) Range (Average)	Flow (cfs)	Activity
68-7-15-97-U1 68-7-15-97-D1	7/15/97 7/15/97	Newell Street Bridge Newell Street Footbridge	ND (0.022) 0.098	2.6 2.9	22 22	2.43 - 7.87 (4.42) 4.67 - 10.3 (6.77)	27 ---	Sheet Piling Installation
68-7-16-97-U1 68-7-16-97-D1	7/16/97 7/16/97	Newell Street Bridge Newell Street Footbridge	ND (0.022) 0.223	6.3 5.7	21 21	3.99 - 12.3 (6.23) 4.64 - 10.2 (7.05)	--- ---	Sheet Piling Installation
68-7-17-97-U1 68-7-17-97-D1	7/17/97 7/17/97	Newell Street Bridge Newell Street Footbridge	ND (0.022) 0.164	7.7 7.3	21 21	3.35 - 12.8 (6.16) 5.05 - 11.0 (7.35)	51 ---	Sheet Piling Installation
68-7-18-97-U1 68-7-18-97-D1	7/18/97 7/18/97	Newell Street Bridge Newell Street Footbridge	ND (0.022) 0.373	8.2 15	20 20	3.18 - 19.6 (5.73) 4.92 - 15.8 (8.30)	--- ---	Sheet Piling Installation
68-7-21-97-U1 68-7-21-97-D1	7/21/97 7/21/97	Newell Street Bridge Newell Street Footbridge	ND (0.022) 0.342	2.9 4.9	17 17	2.24 - 4.05 (3.22) 2.88 - 5.05 (4.01)	--- ---	Sheet Piling Installation
68-7-22-97-U1 68-7-22-97-D1	7/22/97 7/22/97	Newell Street Bridge Newell Street Footbridge	ND (0.022) 0.249	2.5 3.9	19 19	2.54 - 7.99 (5.26) 3.56 - 9.42 (6.13)	33 ---	Sheet Piling Installation
68-7-23-97-U1 68-7-23-97-D1	7/23/97 7/23/97	Newell Street Bridge Newell Street Footbridge	ND (0.022) 7.03 [7.04]	3.1 5.7 [7.7]	18 18	2.14 - 4.91 (3.09) 3.08 - 6.89 (4.43)	--- ---	Sheet Piling Installation
68-7-24-97-U1 68-7-24-97-D1	7/24/97 7/24/97	Newell Street Bridge Newell Street Footbridge	ND (0.022) 2.42	2.7 5.2	19 19	2.26 - 4.70 (3.18) 2.77 - 6.90 (4.51)	29 ---	Sheet Piling Installation
68-7-25-97-U1 68-7-25-97-D1	7/25/97 7/25/97	Newell Street Bridge Newell Street Footbridge	ND (0.022) 0.905	1.3 3.1	19 19	2.85 - 5.43 (3.57) 4.09 - 6.99 (5.10)	--- ---	Sheet Piling Installation
68-7-28-97-U1 68-7-28-97-D1	7/28/97 7/28/97	Newell Street Bridge Newell Street Footbridge	ND (0.022) 0.448	20 43	20 20	8.17 - 28.9 (16.72) 11.2 - 29.7 (20.35)	--- ---	Sheet Piling Installation
68-7-29-97-U1 68-7-29-97-D1	7/29/97 7/29/97	Newell Street Bridge Newell Street Footbridge	ND (0.022) 0.162	13 17	20 20	5.21 - 14.2 (7.57) 5.23 - 15.6 (9.24)	96 ---	Sheet Piling Installation
68-7-30-97-U1 68-7-30-97-D1	7/30/97 7/30/97	Newell Street Bridge Newell Street Footbridge	0.029 0.092	5.5 8.0	20 20	4.18 - 7.52 (5.77) 3.75 - 8.00 (5.11)	--- ---	Sheet Piling Installation
68-7-31-97-U1 68-7-31-97-D1	7/31/97 7/31/97	Newell Street Bridge Newell Street Footbridge	0.023 0.119	6.5 6.7	20 20	3.62 - 5.91 (4.52) 4.30 - 6.54 (5.39)	39 ---	Sheet Piling Installation



TABLE 7-1

**GENERAL ELECTRIC COMPANY - PITTSFIELD, MASSACHUSETTS  
BUILDING 68 REMOVAL ACTION  
HOUSATONIC RIVER WATER COLUMN MONITORING DURING CONSTRUCTION**

Sample ID	Sample Date	Location	Total Arcolors * (ug/l)	TSS (mg/l)	Temp °C	Turbidity (ntu) Range (Average)	Flow (cfs)	Activity
68-8-01-97-U1 68-8-01-97-D1	8/1/97 8/1/97	Newell Street Bridge Newell Street Footbridge	0.04 0.29	5.0 4.7	22 22	6.12 - 9.51 (7.52) 5.80 - 10.9 (7.28)	--- ---	Sheet Piling Installation
68-8-04-97-U1 68-8-04-97-D1	8/4/97 8/4/97	Newell Street Bridge Newell Street Footbridge	0.025 0.382	4.8 4.7	22 22	3.46 - 7.19 (4.32) 3.96 - 8.22 (5.01)	--- ---	Sheet Piling Installation
68-8-05-97-U1 68-8-05-97-D1	8/5/97 8/5/97	Newell Street Bridge Newell Street Footbridge	0.034 0.124	7.2 11	21 21	4.93 - 7.13 (6.09) 6.39 - 11.0 (7.94)	63 ---	Sheet Piling Installation
68-8-06-97-U1 68-8-06-97-D1	8/6/97 8/6/97	Newell Street Bridge Newell Street Footbridge	0.062 [0.024] 0.218	8.6 [8.3] 11	22 22	5.85 - 9.61 (7.19) 8.62 - 11.0 (10.0)	--- ---	Sheet Piling Installation Excavation Preparation
68-8-07-97-U1 68-8-07-97-D1	8/7/97 8/7/97	Newell Street Bridge Newell Street Footbridge	0.028 0.148	13 7.6	22 22	4.16 - 9.23 (5.31) 3.90 - 11.2 (6.58)	50 ---	Excavation Preparation
68-8-08-97-U1 68-8-08-97-D1	8/8/97 8/8/97	Newell Street Bridge Newell Street Footbridge	ND (0.022) 0.269	4.6 4.9	21 21	3.17 - 4.68 (4.11) 3.00 - 5.90 (4.50)	--- ---	Excavation Preparation
68-8-11-97-U1 68-8-11-97-D1	8/11/97 8/11/97	Newell Street Bridge Newell Street Footbridge	ND (0.022) 0.146	5.7 6.3	22 22	3.25 - 4.95 (3.94) 2.82 - 4.62 (3.40)	--- ---	Excavation Preparation
68-8-12-97-U1 68-8-12-97-D1	8/12/97 8/12/97	Newell Street Bridge Newell Street Footbridge	0.049 1.1	2.7 2.8	22 22	2.51 - 5.68 (3.78) 3.31 - 5.37 (4.12)	29 ---	Excavation Preparation
68-8-13-97-U1 68-8-13-97-D1	8/13/97 8/13/97	Newell Street Bridge Newell Street Footbridge	0.055 1.22	34 16	23 23	2.92 m- 30.9 (12.14) 30.5 - 23.7 (11.31)	--- ---	Sediment Removal
68-8-14-97-U1 68-8-14-97-D1	8/14/97 8/14/97	Newell Street Bridge Newell Street Footbridge	0.03 0.393	26 28	22 22	25.1 - 40.1 (31) 25.1 - 37.4 (31)	199 ---	Sediment Removal
68-8-15-97-U1 68-8-15-97-D1	8/15/97 8/15/97	Newell Street Bridge Newell Street Footbridge	0.05 0.413	11 16	22 22	4.47 - 7.46 (6.27) 4.80 - 11.5 (7.65)	--- ---	Sediment Removal
68-8-18-97-U1 68-8-18-97-D1	8/18/97 8/18/97	Newell Street Bridge Newell Street Footbridge	0.044 0.097	3.9 5.2	22 22	3.07 - 5.35 (4.06) 3.39 - 7.34 (5.25)	--- ---	Sediment Removal
68-8-19-97-U1 68-8-19-97-D1	8/19/97 8/19/97	Newell Street Bridge Newell Street Footbridge	ND (0.022) 0.031	5.3 5.5	21 21	2.96 - 5.07 (4.05) 2.82 - 5.53 (3.94)	41 ---	Sediment Removal

TABLE 7-1

**GENERAL ELECTRIC COMPANY - PITTSFIELD, MASSACHUSETTS  
BUILDING 68 REMOVAL ACTION  
HOUSATONIC RIVER WATER COLUMN MONITORING DURING CONSTRUCTION**

Sample ID	Sample Date	Location	Total Arcolors + (ug/l)	TSS (mg/l)	Temp °C	Turbidity (ntu) Range (Average)	Flow (cfs)	Activity
68-8-20-97-U1 68-8-20-97-D1	8/20/97 8/20/97	Newell Street Bridge Newell Street Footbridge	0.031 0.139	4.0 2.7	21 21	2.00 - 3.71 (2.62) 2.51 - 3.86 (3.18)	--- ---	Sediment Removal
68-8-21-97-U1 68-8-21-97-D1	8/21/97 8/21/97	Newell Street Bridge Newell Street Footbridge	ND (0.022) 0.03 [0.031]	4.1 7.1 [8.7]	19 19	3.13 - 7.27 (4.68) 3.44 - 7.42 (4.55)	50 --	Sediment Removal
68-8-22-97-U1 68-8-22-97-D1	8/22/97 8/22/97	Newell Street Bridge Newell Street Footbridge	0.086 0.163	5.9 7.6	19 19	4.09 - 7.46 (5.16) 3.87 - 7.67 (5.25)	--- ---	Sediment Removal
68-8-25-97-U1 68-8-25-97-D1	8/25/97 8/25/97	Newell Street Bridge Newell Street Footbridge	0.04 0.088	9.7 4.8	18 18	2.64 - 8.79 (4.89) 2.78 - 9.20 (5.12)	--- ---	Sediment Removal
68-8-26-97-U1 68-8-26-97-D1	8/26/97 8/26/97	Newell Street Bridge Newell Street Footbridge	ND (0.022) 0.064	4.2 5.0	18 18	3.16 - 5.78 (5.02) 3.21 - 7.11 (5.62)	48 ---	Sediment Removal
68-8-27-97-U1 68-8-27-97-D1	8/27/97 8/27/97	Newell Street Bridge Newell Street Footbridge	0.023 0.06	3.7 3.4	19 19	3.14 - 5.61 (4.38) 3.75 - 5.94 (4.81)	--- ---	Sediment Removal
68-8-28-97-U1 68-8-28-97-D1	8/28/97 8/28/97	Newell Street Bridge Newell Street Footbridge	ND (0.022) 0.1	3.1 4.4	19 19	3.40 - 7.92 (4.54) 3.39 - 8.25 (4.57)	39 ---	Sediment Removal
68-8-29-97-U1 68-8-29-97-D1	8/29/97 8/29/97	Newell Street Bridge Newell Street Footbridge	ND (0.022) 0.116	5.8 5.6	19 19	3.21 - 5.15 (4.19) 3.18 - 6.10 (4.23)	--- ---	Sediment Removal
68-9-2-97-U1 68-9-2-97-D1	9/2/97 9/2/97	Newell Street Bridge Newell Street Footbridge	ND (0.022) 0.111	3.8 2.7	21 21	2.00 - 3.46 (2.69) 2.55 - 3.84 (3.05)	27 ---	Sediment Removal
68-9-3-97-U1 68-9-3-97-D1	9/3/97 9/3/97	Newell Street Bridge Newell Street Footbridge	ND (0.022) 0.308	5.6 7.5	19.5 19.5	2.82 - 5.20 (3.96) 3.37 - 6.74 (4.88)	--- ---	Sediment Removal
68-9-4-97-U1 68-9-4-97-D1	9/4/97 9/4/97	Newell Street Bridge Newell Street Footbridge	ND (0.022) 0.034	2.4 11	19 19	2.89 - 4.92 (3.66) 2.92 - 4.38 (3.41)	20 ---	Restoration
68-9-5-97-U1 68-9-5-97-D1	9/5/97 9/5/97	Newell Street Bridge Newell Street Footbridge	ND (0.022) 0.095 [0.077]	5.5 7.1 [6.9]	16 16	2.23 - 3.21 (2.68) 2.19 - 5.40 (3.24)	--- ---	Restoration
68-9-8-97-U1 68-9-8-97-D1	9/8/97 9/8/97	Newell Street Bridge Newell Street Footbridge	ND (0.022) 0.058	4.1 5.4	17 17	2.27 - 3.55 (2.83) 3.07 - 6.21 (4.40)	--- ---	Sheet Piling Installation

TABLE 7-1

**GENERAL ELECTRIC COMPANY - PITTSFIELD, MASSACHUSETTS  
BUILDING 68 REMOVAL ACTION  
HOUSATONIC RIVER WATER COLUMN MONITORING DURING CONSTRUCTION**

Sample ID	Sample Date	Location	Total Arcolors + (ug/l)	TSS (mg/l)	Temp °C	Turbidity (ntu) Range (Average)	Flow (cfs)	Activity
68-9-9-97-U1 68-9-9-97-D1	9/9/97 9/9/97	Newell Street Bridge Newell Street Footbridge	ND (0.022) 0.36	4.1 9.6	18 18	2.78 - 3.86 (3.33) 3.29 - 11.40 (5.41)	28 ---	Sheet Piling Installation
68-9-10-97-U1 68-9-10-97-D1	9/10/97 9/10/97	Newell Street Bridge Newell Street Footbridge	ND (0.022) 0.558	4.7 6.7	17 17	3.02 - 4.98 (3.88) 4.05 - 7.20 (5.68)	--- ---	Sheet Piling Installation
68-9-11-97-U1 68-9-11-97-D1	9/11/97 9/11/97	Newell Street Bridge Newell Street Footbridge	ND (0.022) 0.387	4.3 7.4	17 17	4.00 - 6.90 (5.33) 5.70 - 10.00 (7.73)	30 ---	Sheet Piling Installation
68-9-12-97-U1 68-9-12-97-D1	9/12/97 9/12/97	Newell Street Bridge Newell Street Footbridge	ND (0.022) 0.483	4.9 15	20 20	3.98 - 6.02 (5.39) 5.02 - 11.5 (7.74)	--- ---	Sheet Piling Installation
68-9-15-97-U1 68-9-15-97-D1	9/15/97 9/15/97	Newell Street Bridge Newell Street Footbridge	0.036 1.01	16 19	20 20	1.80 - 3.38 (2.78) 1.85 - 3.81 (3.09)	--- ---	Sheet Piling Installation Dewatering
68-9-16-97-U1 68-9-16-97-D1	9/16/97 9/16/97	Newell Street Bridge Newell Street Footbridge	0.025 2.12	3.8 4.3	20 20	2.02 - 3.56 (2.66) 2.14 - 3.70 (2.69)	30.5 ---	Sheet Piling Installation Dewatering
68-9-17-97-U1 68-9-17-97-D1	9/17/97 9/17/97	Newell Street Bridge Newell Street Footbridge	ND (0.022) 1.36	5.9 9.6	20 20	2.28 - 3.09 (2.70) 2.62 - 3.48 (3.00)	--- ---	Sheet Piling Installation Dewatering Sediment Removal
68-9-18-97-U1 68-9-18-97-D1	9/18/97 9/18/97	Newell Street Bridge Newell Street Footbridge	ND (0.022) 0.393	5.0 7.0	20 20	4.01 - 4.82 (4.50) 4.02 - 6.21 (4.86)	32.9 ---	Sheet Piling Installation Dewatering Sediment Removal
68-9-19-97-U1 68-9-19-97-D1	9/19/97 9/19/97	Newell Street Bridge Newell Street Footbridge	ND (0.022) 0.089	7.9 8.8	20 20	3.34 - 5.00 (3.99) 3.55 - 5.07 (4.12)	--- ---	Sediment Removal Dewatering
68-9-22-97-U1 68-9-22-97-D1	9/22/97 9/22/97	Newell Street Bridge Newell Street Footbridge	0.039 0.104 [0.099]	13 4.6 [3.2]	18 18	2.26 - 3.11 (2.84) 2.96 - 4.11 (3.64)	--- ---	Sheet Piling Installation Dewatering Sediment Removal
68-9-23-97-U1 68-9-23-97-D1	9/23/97 9/23/97	Newell Street Bridge Newell Street Footbridge	ND (0.022) 0.47	6.1 9.9	19 19	2.84 - 4.14 (3.54) 3.02 - 4.20 (3.72)	24.8 ---	Sheet Piling Installation Dewatering Sediment Removal
68-9-24-97-U1 68-9-24-97-D1	9/24/97 9/24/97	Newell Street Bridge Newell Street Footbridge	ND (0.022) 0.099	3.6 4.6	18 18	4.98 - 6.05 (5.38) 5.22 - 5.91 (5.45)	--- ---	Sheet Piling Installation Dewatering Sediment Removal

TABLE 7-1

**GENERAL ELECTRIC COMPANY - PITTSFIELD, MASSACHUSETTS  
BUILDING 68 REMOVAL ACTION  
HOUSATONIC RIVER WATER COLUMN MONITORING DURING CONSTRUCTION**

Sample ID	Sample Date	Location	Total Arcolors + (ug/l)	TSS (mg/l)	Temp °C	Turbidity (ntu) Range (Average)	Flow (cfs)	Activity
68-9-25-97-U1 68-9-25-97-D1	9/25/97 9/25/97	Newell Street Bridge Newell Street Footbridge	ND (0.022) 0.239	6.9 7.5	18 18	5.04 - 5.50 (5.24) 5.95 - 7.27 (6.57)	30 ---	Sheet Piling Installation Dewatering Sediment Removal
68-9-26-97-U1 68-9-26-97-D1	9/26/97 9/26/97	Newell Street Bridge Newell Street Footbridge	ND (0.022) 0.447	7.8 6.2	19 19	3.85 - 4.96 (4.49) 3.98 - 5.24 (4.74)	--- ---	Sheet Piling Installation Dewatering Sediment Removal
68-9-29-97-U1 68-9-29-97-D1	9/29/97 9/29/97	Newell Street Bridge Newell Street Footbridge	ND (0.022) 0.524	6.3 5.4	20 20	4.99 - 5.41 (5.19) 4.94 - 8.01 (6.08)	--- ---	Sheet Piling Removal Dewatering Sediment Removal
68-9-30-97-U1 68-9-30-97-D1	9/30/97 9/30/97	Newell Street Bridge Newell Street Footbridge	ND (0.022) 0.234	9.3 5.7	18 18	3.70 - 17.2 (5.59) 5.36 - 26.0 (9.23)	51.3 ---	Sheet Piling Removal Dewatering Sediment Removal
68-10-1-97-U1 68-10-1-97-D1	10/1/97 10/1/97	Newell Street Bridge Newell Street Footbridge	0.052 0.079	6.7 5.1	18 18	5.00 - 8.02 (6.30) 5.70 - 7.84 (6.28)	--- ---	Dewatering Sediment Removal
68-10-2-97-U1 68-10-2-97-D1	10/2/97 10/2/97	Newell Street Bridge Newell Street Footbridge	ND (0.022) 0.32	5.7 6.7	18 18	4.60 - 6.74 (5.79) 4.76 - 7.02 (5.78)	49 ---	Dewatering Sediment Removal Sediment Restoration
68-10-3-97-U1 68-10-3-97-D1	10/3/97 10/3/97	Newell Street Bridge Newell Street Footbridge	ND (0.0236) 0.841	6.9 3.4	18 18	4.10 - 4.80 (4.51) 4.87 - 6.02 (5.44)	--- ---	Sheet Piling Removal Dewatering Sediment Removal Sediment Restoration
68-10-6-97-U1 68-10-6-97-D1	10/6/97 10/6/97	Newell Street Bridge Newell Street Footbridge	ND (0.0236) 0.305	4.1 4.8	18 18	3.80 - 21.6 (6.53) 3.72 - 49.3 (9.77)	--- ---	Sheet Piling Installation Dewatering Sediment Removal Bank Removal
68-10-7-97-U1 68-10-7-97-D1	10/7/97 10/7/97	Newell Street Bridge Newell Street Footbridge	0.026 0.133	3.4 3.0	18 18	5.02 - 10.6 (6.33) 4.50 - 15.6 (6.33)	--- ---	Dewatering Sediment Removal
68-10-8-97-U1 68-10-8-97-D1	10/8/97 10/8/97	Newell Street Bridge Newell Street Footbridge	0.033 0.03	4.6 5.6	18 18	4.02 - 7.40 (5.09) 4.09 - 8.65 (5.34)	--- ---	Dewatering Sediment Removal

TABLE 7-1

**GENERAL ELECTRIC COMPANY - PITTSFIELD, MASSACHUSETTS  
BUILDING 68 REMOVAL ACTION  
HOUSATONIC RIVER WATER COLUMN MONITORING DURING CONSTRUCTION**

Sample ID	Sample Date	Location	Total Arcolors + (ug/l)	TSS (mg/l)	Temp °C	Turbidity (ntu) Range (Average)	Flow (cfs)	Activity
68-10-9-97-U1 68-10-9-97-D1	10/9/97 10/9/97	Newell Street Bridge Newell Street Footbridge	ND (0.022) 0.284	4.0 6.2	18 18	3.20 - 4.16 (3.78) 2.69 - 4.58 (4.01)	26 ---	Dewatering Sediment Removal
68-10-10-97-U1 68-10-10-97-D1	10/10/97 10/10/97	Newell Street Bridge Newell Street Footbridge	ND(0.022) [ND (0.022)] 0.326	17 [8.4] 7.7	18 18	4.06 - 6.22 (4.94) 4.09 - 6.04 (5.04)	--- ---	Dewatering Sediment Removal
68-10-13-97-U1 68-10-13-97-D1	10/13/97 10/13/97	Newell Street Bridge Newell Street Footbridge	--- ---	--- ---	--- ---	--- ---	--- ---	Dewatering
68-10-14-97-U1 68-10-14-97-D1	10/14/97 10/14/97	Newell Street Bridge Newell Street Footbridge	0.107 ND (0.022)	21 5.1	18 18	3.85 - 10.42 (4.91) 4.50 - 9.36 (5.36)	39 ---	Dewatering Sediment Removal
68-10-15-97-U1 68-10-15-97-D1	10/15/97 10/15/97	Newell Street Bridge Newell Street Footbridge	ND (0.022) ND (0.022)	7.4 5.1	18 18	3.82 - 9.91 (5.23) 4.38 - 8.74 (5.52)	--- ---	Dewatering Sediment Removal
68-10-16-97-U1 68-10-16-97-D1	10/16/97 10/16/97	Newell Street Bridge Newell Street Footbridge	ND (0.022) 0.035	5.1 6.2	17 17	3.20 - 7.22 (4.54) 4.11 - 8.46 (5.12)	35 ---	Dewatering Sediment Removal Sediment Restoration
68-10-17-97-U1 68-10-17-97-D1	10/17/97 10/17/97	Newell Street Bridge Newell Street Footbridge	0.09 0.177	3.1 3.7	17 17	4.04 - 8.12 (5.39) 4.09 - 7.97 (5.34)	--- ---	Dewatering Sediment Removal Sediment Restoration
68-10-20-97-U1 68-10-20-97-D1	10/20/97 10/20/97	Newell Street Bridge Newell Street Footbridge	0.032 ND (0.022)	5.2 2.6	15 15	2.37 - 4.98 (4.03) 2.18 - 5.56 (3.72)	--- ---	Dewatering Sediment Removal
68-10-21-97-U1 68-10-21-97-D1	10/21/97 10/21/97	Newell Street Bridge Newell Street Footbridge	ND (0.022) [0.027] 0.033	4.1 [4.9] 2.7	15 15	3.15 - 4.02 (3.52) 2.50 - 4.73 (3.44)	28 ---	Dewatering Sediment Removal Sediment Restoration Sheet Piling Removal
68-10-22-97-U1 68-10-22-97-D1	10/22/97 10/22/97	Newell Street Bridge Newell Street Footbridge	ND (0.042) 0.105	2.3 2.3	15 15	3.18 - 3.98 (3.47) 3.09 - 4.32 (3.72)	--- ---	Sediment Restoration Dewatering Sheet Piling Removal
68-10-23-97-U1 68-10-23-97-D1	10/23/97 10/23/97	Newell Street Bridge Newell Street Footbridge	ND (0.052) 0.49	3.9 5.1	12 12	3.92 - 4.78 (4.24) 3.96 - 6.02 (4.97)	31 ---	Dewatering Sediment Restoration Sheet Piling Removal

TABLE 7-1

**GENERAL ELECTRIC COMPANY - PITTSFIELD, MASSACHUSETTS  
BUILDING 68 REMOVAL ACTION  
HOUSATONIC RIVER WATER COLUMN MONITORING DURING CONSTRUCTION**

Sample ID	Sample Date	Location	Total Arcolors + (ug/l)	TSS (mg/l)	Temp °C	Turbidity (ntu) Range (Average)	Flow (cfs)	Activity
68-10-24-97-U1 68-10-24-97-D1	10/24/97 10/24/97	Newell Street Bridge Newell Street Footbridge	ND (0.022) 0.027	3.9 2.8	10 10	2.99 - 5.11 (3.85) 3.31 - 5.02 (4.25)	--- ---	Dewatering Sediment Restoration Sheet Piling Removal
68-10-27-97-U1 68-10-27-97-D1	10/27/97 10/27/97	Newell Street Bridge Newell Street Footbridge	0.033 1.57	19 34	8 8	11.7 - 24.1 (20.17) 10.7 - 22.2 (16.31)	--- ---	Dewatering Sediment Removal
68-10-28-97-U1 68-10-28-97-D1	10/28/97 10/28/97	Newell Street Bridge Newell Street Footbridge	ND (0.022) 0.089	5.8 8.8	7 7	5.04 - 11.42 (7.14) 5.05 - 12.26 (7.40)	44 ---	Dewatering Sediment Removal
68-10-29-97-U1 68-10-29-97-D1	10/29/97 10/29/97	Newell Street Bridge Newell Street Footbridge	0.024 0.122	8.1 12	7 7	4.62 - 7.41 (5.51) 5.69 - 10.22 (7.15)	--- ---	Dewatering
68-10-30-97-U1 68-10-30-97-D1	10/30/97 10/30/97	Newell Street Bridge Newell Street Footbridge	ND (0.022) 0.03	10 3.5	7 7	4.72 - 8.42 (6.18) 4.40 - 9.46 (6.15)	35 ---	Dewatering
68-10-31-97-U1 68-10-31-97-D1	10/31/97 10/31/97	Newell Street Bridge Newell Street Footbridge	ND (0.022) 0.029	3.6 8.1	7 7	4.94 - 10.48 (7.20) 5.94 - 13.42 (8.00)	--- ---	Dewatering
68-11-03-97-U1 68-11-03-97-D1	11/3/97 11/3/97	Newell Street Bridge Newell Street Footbridge	ND (0.022) 0.514 [0.59]	9.9 65 [26]	8 8	7.2 - 22.9 (13.66) 6.98 - 17.4 (11.12)	--- ---	Dewatering
68-11-04-97-U1 68-11-04-97-D1	11/4/97 11/4/97	Newell Street Bridge Newell Street Footbridge	ND (0.022) 0.22	4.5 4.5	8 8	4.50 - 7.31 (5.78) 4.34 - 8.51 (5.73)	88 ---	Dewatering
68-11-05-97-U1 68-11-05-97-D1	11/5/97 11/5/97	Newell Street Bridge Newell Street Footbridge	ND (0.022) ND (0.022)	6.7 9.2	8 8	4.64 - 6.42 (5.58) 4.80 - 6.92 (5.62)	--- ---	Dewatering Sediment Removal
68-11-06-97-U1 68-11-06-97-D1	11/6/97 11/6/97	Newell Street Bridge Newell Street Footbridge	ND (0.022) 0.037	6.0 5.5	8 8	4.92 - 7.91 (6.13) 5.84 - 9.42 (6.78)	64 ---	Dewatering Sediment Removal
68-11-07-97-U1 68-11-07-97-D1	11/7/97 11/7/97	Newell Street Bridge Newell Street Footbridge	ND (0.022) 0.037	2.9 5.9	8 8	3.80 - 5.00 (4.31) 4.21 - 5.48 (4.68)	--- ---	Dewatering
68-11-10-97-U1 68-11-10-97-D1	11/10/97 11/10/97	Newell Street Bridge Newell Street Footbridge	ND (0.022) 0.356	51 50	8 8	6.32 - 14.1 (9.38) 7.42 - 15.6 (9.93)	--- ---	Dewatering Sediment Removal Sediment Restoration
68-11-11-97-U1 68-11-11-97-D1	11/11/97 11/11/97	Newell Street Bridge Newell Street Footbridge	0.024 0.785	7.3 5.6	7 7	4.15 - 5.12 (4.65) 4.86 - 5.40 (5.16)	210 ---	Dewatering Sediment Restoration

TABLE 7-1

**GENERAL ELECTRIC COMPANY - PITTSFIELD, MASSACHUSETTS  
BUILDING 68 REMOVAL ACTION  
HOUSATONIC RIVER WATER COLUMN MONITORING DURING CONSTRUCTION**

Sample ID	Sample Date	Location	Total Arcolors + (ug/l)	TSS (mg/l)	Temp °C	Turbidity (ntu) Range (Average)	Flow (cfs)	Activity
68-11-12-97-U1 68-11-12-97-D1	11/12/97 11/12/97	Newell Street Bridge Newell Street Footbridge	0.025 0.076	4.5 5.1	6 6	4.94 - 7.11 (5.66) 5.09 - 8.48 (6.33)	--- ---	Dewatering Sediment Restoration
68-11-13-97-U1 68-11-13-97-D1	11/13/97 11/13/97	Newell Street Bridge Newell Street Footbridge	ND (0.022) 0.077	5.2 6.0	6 6	5.20 - 9.04 (6.74) 5.20 - 8.07 (6.45)	61 ---	Dewatering Sediment Restoration
68-11-14-97-U1 68-11-14-97-D1	11/14/97 11/14/97	Newell Street Bridge Newell Street Footbridge	ND (0.022) 0.033	3.2 3.1	6 6	4.68 - 6.84 (5.58) 4.20 - 8.01 (6.06)	--- ---	Sediment Restoration Sheet Piling Removal
68-11-17-97-U1 68-11-17-97-D1	11/17/97 11/17/97	Newell Street Bridge Newell Street Footbridge	0.024 0.047 [0.092]	8.7 3.7 [4.0]	5 5	3.99 - 5.72 (4.69) 4.01 - 6.17 (4.94)	--- ---	Sheet Piling Removal
68-11-18-97-U1 68-11-18-97-D1	11/18/97 11/18/97	Newell Street Bridge Newell Street Footbridge	ND (0.022) 0.17	2.4 4.6	5 5	4.51 - 6.01 (5.08) 4.72 - 6.54 (5.63)	34 ---	Sheet Piling Removal
68-11-19-97-U1 68-11-19-97-D1	11/19/97 11/19/97	Newell Street Bridge Newell Street Footbridge	ND (0.022) 0.345	14 77	5 5	4.64 - 5.88 (5.25) 4.92 - 6.07 (5.40)	--- ---	Sheet Piling Removal
68-11-20-97-U1 68-11-20-97-D1	11/20/97 11/20/97	Newell Street Bridge Newell Street Footbridge	ND (0.022) 0.246	12 13	5 5	4.18 - 4.98 (4.41) 4.30 - 5.20 (4.73)	38 ---	Sheet Piling Removal
68-11-21-97-U1 68-11-21-97-D1	11/21/97 11/21/97	Newell Street Bridge Newell Street Footbridge	ND (0.022) 0.416	11 29	5 5	5.01 - 6.11 (5.57) 5.45 - 6.41 (5.95)	--- ---	Sheet Piling Removal
68-11-24-97-U1 68-11-24-97-D1	11/24/97 11/24/97	Newell Street Bridge Newell Street Footbridge	ND (0.022) 3.12	8.0 7.8	4 4	4.70 - 6.02 (5.17) 4.99 - 7.02 (5.79)	--- ---	Sheet Piling Removal
68-11-25-97-U1 68-11-25-97-D1	11/25/97 11/25/97	Newell Street Bridge Newell Street Footbridge	ND (0.022) 1.41	5.8 3.8	4 4	3.98 - 5.80 (4.83) 4.09 - 6.01 (4.91)	34 ---	Sheet Piling Removal
68-11-26-97-U1 68-11-26-97-D1	11/26/97 11/26/97	Newell Street Bridge Newell Street Footbridge	ND (0.022) 0.091	2.5 4.2	4 4	4.60 - 5.68 (5.02) 4.80 - 5.76 (5.16)	--- ---	Sheet Piling Removal

TABLE 7-1

GENERAL ELECTRIC COMPANY - PITTSFIELD, MASSACHUSETTS  
BUILDING 68 REMOVAL ACTION  
HOUSATONIC RIVER WATER COLUMN MONITORING DURING CONSTRUCTION

Notes:

1. Samples were collected by Blasland, Bouck & Lee, Inc., and analyzed (unfiltered) by Northeast Analytical Environmental Lab Services, Inc.
2. ND (0.022) - Compound was analyzed for but not detected at the quantitation limit indicated in parentheses.
3. + - Rounded totals are as reported on laboratory data sheets.
4. -- - No data obtained.
5. ug/l micrograms per liter
6. mg/l milligrams per liter
7. °C degrees Celsius
8. ntu nephelometric turbidity units
9. cfs cubic feet per second
10. [ ] Duplicate sample result
11. Daily hourly turbidity results are presented as a 10-hr range and 10-hr average.



TABLE 7-2

**GENERAL ELECTRIC COMPANY - PITTSFIELD, MASSACHUSETTS  
BUILDING 68 REMOVAL ACTION  
HOUSATONIC RIVER POST-REMOVAL WATER COLUMN MONITORING**

Sample ID	Sample Date	Location	Total Aroclors (ug/l)	TSS (mg/l)	Temp. °C	Turbidity (ntu)	Flow (cfs)
68-05-04-98-U1	5/4/98	Newell St. Bridge	ND(0.022)	3.9	15	2.77	94
68-05-04-98-D1	5/4/98	Newell St. Footbridge	0.866	5.0	15	4.03	---
68-05-06-98-U1	5/6/98	Newell St. Bridge	0.0508	27	10	6.33	424
68-05-06-98-D1	5/6/98	Newell St. Footbridge	ND(0.022)	24	10	13.0	---
68-05-08-98-U1	5/8/98	Newell St. Bridge	ND(0.022)	7.4	10	3.14	165
68-05-08-98-D1	5/8/98	Newell St. Footbridge	0.027	6.9	10	6.68	---
68-05-11-98-U1	5/11/98	Newell St. Bridge	ND(0.022) [ND(0.022)]	8.7 [7.9]	13	6.66	297
68-05-11-98-D1	5/11/98	Newell St. Footbridge	0.033	8.6	13	6.95	---
68-05-13-98-U1	5/13/98	Newell St. Bridge	ND(0.022)	4.9	14	3.84	202
68-05-13-98-D1	5/13/98	Newell St. Footbridge	ND(0.022)	5.1	14	2.71	---
68-05-15-98-U1	5/15/98	Newell St. Bridge	ND(0.022)	3.3	15	4.03	150
68-05-15-98-D1	5/15/98	Newell St. Footbridge	ND(0.022)	2.5	15	2.91	---
68-05-18-98-U1	5/18/98	Newell St. Bridge	ND(0.022)	3.1	16	3.56	92
68-05-18-98-D1	5/18/98	Newell St. Footbridge	ND(0.022)	4.4	16	3.17	---
68-05-20-98-U1	5/20/98	Newell St. Bridge	0.030	2.1	17	2.99	56
68-05-20-98-D1	5/20/98	Newell St. Footbridge	0.0916	2.1	17	3.21	---
68-05-22-98-U1	5/22/98	Newell St. Bridge	ND(0.022)	3.1	17	2.15	67
68-05-22-98-D1	5/22/98	Newell St. Footbridge	0.023	2.7	17	2.43	---
68-05-26-98-U1	5/26/98	Newell St. Bridge	0.058	2.1	17	3.11	55
68-05-26-98-D1	5/26/98	Newell St. Footbridge	0.032	2.5	17	3.19	---
68-05-28-98-U1	5/28/98	Newell St. Bridge	ND(0.022)	2.8	19	3.35	---
68-05-28-98-D1	5/28/98	Newell St. Footbridge	0.026	4.1	19	3.37	---
68-05-29-98-U1	5/29/98	Newell St. Bridge	0.028	3.4	20	2.72	47
68-05-29-98-D1	5/29/98	Newell St. Footbridge	0.033 [0.031]	3.6 [3.9]	20	3.21	---
68-06-01-98-U1	6/1/98	Newell St. Bridge	0.025	7.6	20	26.7	853
68-06-01-98-D1	6/1/98	Newell St. Footbridge	0.027	8.4	20	27.8	---
68-06-03-98-U1	6/3/98	Newell St. Bridge	0.0797	12	22	10.40	180
68-06-03-98-D1	6/3/98	Newell St. Footbridge	0.028	15	21	10.06	---
68-06-05-98-U1	6/5/98	Newell St. Bridge	0.179	5.4	17	4.39	81
68-06-05-98-D1	6/5/98	Newell St. Footbridge	0.026	5.4	17	4.07	---

TABLE 7-2

**GENERAL ELECTRIC COMPANY - PITTSFIELD, MASSACHUSETTS  
BUILDING 68 REMOVAL ACTION  
HOUSATONIC RIVER POST-REMOVAL WATER COLUMN MONITORING**

Sample ID	Sample Date	Location	Total Aroclors (ug/l)	TSS (mg/l)	Temp. °C	Turbidity (ntu)	Flow (cfs)
68-06-08-98-U1	6/8/98	Newell St. Bridge	ND(0.022)	4.2	17	3.81	51
68-06-08-98-D1	6/8/98	Newell St. Footbridge	0.282	4.3	16	4.21	---
68-06-10-98-U1	6/10/98	Newell St. Bridge	ND(0.022)	2.7	18	3.16	41
68-06-10-98-D1	6/10/98	Newell St. Footbridge	0.023 [0.026]	4.0 [3.3]	18	4.70	---
68-06-12-98-U1	6/12/98	Newell St. Bridge	0.112	4.9	17	5.25	60
68-06-12-98-D1	6/12/98	Newell St. Footbridge	0.117	5.3	17	4.66	---
68-06-15-98-U1	6/15/98	Newell St. Bridge	0.112	14	19	14.0	1127
68-06-15-98-D1	6/15/98	Newell St. Footbridge	0.0982	7.7	19	12.3	---
68-06-17-98-U1	6/17/98	Newell St. Bridge	0.023	12	19	7.29	931
68-06-17-98-D1	6/17/98	Newell St. Footbridge	0.0803	13	19	7.10	---
68-06-19-98-U1	6/19/98	Newell St. Bridge	0.023	8.1	18	4.89	2864
68-06-19-98-D1	6/19/98	Newell St. Footbridge	0.022	5.6	18	4.83	---
68-06-22-98-U1	6/22/98	Newell St. Bridge	ND(0.022)	4.9	21	4.12	176
68-06-22-98-D1	6/22/98	Newell St. Footbridge	ND(0.022)	4.4	21	4.05	---
68-06-24-98-U1	6/24/98	Newell St. Bridge	ND(0.022) [ND(0.022)]	5.1 [5.1]	20	5.15	147
68-06-24-98-D1	6/24/98	Newell St. Footbridge	ND(0.022)	5.4	20	4.73	---
68-06-26-98-U1	6/26/98	Newell St. Bridge	ND(0.038)	5.2	21	4.13	74
68-06-26-98-D1	6/26/98	Newell St. Footbridge	ND(0.022)	4.5	21	5.89	---
68-06-29-98-U1	6/29/98	Newell St. Bridge	ND(0.022)	2.1	20	3.88	76
68-06-29-98-D1	6/29/98	Newell St. Footbridge	ND(0.022)	2.1	20	3.87	---
68-06-30-98-U1	6/30/98	Newell St. Bridge	0.035	5.8	21	5.36	83
68-06-30-98-D1	6/30/98	Newell St. Footbridge	0.249	5.9	21	6.90	---
68-07-02-98-U1	7/2/98	Newell St. Bridge	0.024	5.6	21	5.54	160
68-07-02-98-D1	7/2/98	Newell St. Footbridge	ND(0.022) [0.023]	7.2 [5.2]	21	5.98	---

**TABLE 7-2**

**GENERAL ELECTRIC COMPANY  
PITTSFIELD, MASSACHUSETTS**

**BUILDING 68 REMOVAL ACTION  
HOUSATONIC RIVER POST-REMEDICATION WATER COLUMN MONITORING**

Notes:

1. Samples were collected by Blasland, Bouck & Lee, Inc., and analyzed (unfiltered) by Northeast Analytical Inc.
2. ND(0.022) - Compound was analyzed for but not detected at the quantitation limit indicated in parentheses.
3. --- - No data obtained
4. ug/l - micrograms per liter
5. mg/l - milligrams per liter
6. deg. C. - degrees Celsius
7. ntu - nephelometric turbidity units
8. cfs - cubic feet per second
9. [ ] - Duplicate sample result

TABLE 7-3

GENERAL ELECTRIC COMPANY - PITTSFIELD, MASSACHUSETTS  
 BUILDING 68 REMOVAL ACTION  
 DURING-REMOVAL CAGED FISH PCB CONCENTRATIONS

Newell Street Bridge									Newell Street Footbridge								
Sample Number	Cage Location	Fish per Sample	Weight (g)	Lipids (%)	Aroclor 1254 (mg/kg)	Aroclor 1260 (mg/kg)	Total PCBs (mg/kg)	Lipid Normalized PCBs (mg/kg lipid)	Sample Number	Cage Location	Fish per Sampler	Weight (g)	Lipids (%)	Aroclor 1254 (mg/kg)	Aroclor 1260 (mg/kg)	Total PCBs (mg/kg)	Lipid Normalized PCBs (mg/kg lipid)
<b>14-day Sample (8/15/97)</b>									<b>14-day Sample (8/15/97)</b>								
HRCF-023	North Bank	20	17.1	2.93	0.47	0.52	0.99	34	HRCF-021	North Bank	16	14.9	3.24	ND (2.5)	14	14	432
HRCF-024	South Bank	20	17.8	3.31	0.42	0.39	0.81	24	HRCF-022	South Bank	17	15.0	2.97	ND (1.5)	6.9	6.9	232
<b>28-day Sample (8/28/97)</b>									<b>28-day Sample (8/28/97)</b>								
HRCF-027	North Bank	20	17.2	1.63	0.87	0.80	1.7	104	HRCF-025	North Bank	15	12.1	1.47	ND (4.6)	19	19	1293
HRCF-028	South Bank	18	16.4	1.58	0.73	0.64	1.4	89	HRCF-026	South Bank	15	11.9	1.26	ND (1.9)	8.3	8.3	659
<b>42-day Sample (9/12/97)</b>									<b>42-day Sample (9/12/97)</b>								
HRCF-035	North Bank	30	23.2	1.79	ND (0.27)	1.3	1.3	73	HRCF-031	North Bank	27	19.9	1.60	ND (3.9)	24	24	1500
HRCF-036	North Bank	30	22.1	1.56	ND (0.31)	1.2	1.2	77	HRCF-032	North Bank	27	20.1	1.55	ND (4.0)	25	25	1613
HRCF-033	South Bank	23	16.9	1.54	ND (0.30)	1.1	1.1	71	HRCF-029	South Bank	30	22.1	1.51	ND (1.8)	11	11	728
HRCF-034	South Bank	22	18.0	1.72	ND (0.35)	1.3	1.3	76	HRCF-030	South Bank	30	21.3	1.52	ND (2.2)	14	14	921
<b>Arithmetic Mean (42-day Sample):</b>				<b>1.7</b>	<b>0.15</b>	<b>1.2</b>	<b>1.2</b>	<b>74</b>	<b>Arithmetic Mean (42-day Sample):</b>				<b>1.5</b>	<b>1.5</b>	<b>19</b>	<b>19</b>	<b>1191</b>
<b>Standard Deviation (42-day Sample):</b>				<b>0.12</b>	<b>0.017</b>	<b>0.10</b>	<b>0.10</b>	<b>2.5</b>	<b>Standard Deviation (42-day Sample):</b>				<b>0.04</b>	<b>0.57</b>	<b>7.0</b>	<b>7.0</b>	<b>432</b>

Notes:

1. Samples were collected by Blasland, Bouck & Lee, Inc., and analyzed by En Chem, Inc.
2. ND (0.27) - Compound was analyzed for but not detected at the quantitation limit indicated in parentheses.
3. Two screening samples were obtained on 7/31/97. Screening sample PCB concentrations were non-detect at detection limits of 0.066 and 0.069 mg/kg.
4. Calculations performed using a value of one-half the detection limit for non-detects.

TABLE 7-4

GENERAL ELECTRIC COMPANY - PITTSFIELD, MASSACHUSETTS  
BUILDING 68 REMOVAL ACTION  
POST-REMOVAL CAGED FISH PCB CONCENTRATIONS

Newell Street Bridge									Newell Street Footbridge								
Sample Number	Cage Location	Sample	Weight (g)	lipids (%)	Arochl 25 (mg/kg)	Arochl 26 (mg/kg)	∑ PCBs (mg/kg)	lipids Normalized PCBs (mg/kg/lipid)	Sample Number	Cage Location	Fish per Sample	Weight (g)	lipids (%)	Arochl 25 (mg/kg)	Arochl 26 (mg/kg)	∑ PCBs (mg/kg)	lipids Normalized PCBs (mg/kg/lipid)
<b>14-day Sample (5/19/98)</b>									<b>14-day Sample (5/19/98)</b>								
HRCF-039	North Bank	20	16.6	1.75	0.21	0.07	0.28	16	HRCF-042	North Bank	20	17.1	1.64	0.41	0.23	0.64	39
HRCF-040	South Bank	21	16.7	1.82	0.22	0.08	0.3	16	HRCF-041	South Bank	20	15.8	1.70	1.7	0.38	2.1	122
<b>28-day Sample (6/05/98) (1)</b>									<b>28-day Sample (6/05/98) (1)</b>								
HRCF-043	North Bank	21	14.7	1.59	0.43	0.22	0.65	41	HRCF-046	North Bank	20	15.8	1.63	1.0	1.4	2.4	147
HRCF-044	South Bank	21	16.9	1.64	0.49	0.28	0.77	47	HRCF-045	South Bank	20	15.7	1.62	2.3	0.5	2.8	173
<b>42-day Sample (6/23/98) (2)</b>									<b>42-day Sample (6/23/98) (2)</b>								
HRCF-047	North Bank	22	15.4	1.38	0.36	0.35	0.71	51	HRCF-050	North Bank	22	14.9	1.60	1.2	4.6	5.8	362
HRCF-048	South Bank	24	15.8	1.47	0.34	0.37	0.71	48	HRCF-049	South Bank	18	12.2	1.61	1.6	2.8	4.4	273
<b>Arithmetic Mean (42-day Sample):</b>				<b>1.43</b>	<b>0.35</b>	<b>0.36</b>	<b>0.71</b>	<b>50</b>	<b>Arithmetic Mean (42-day Sample):</b>				<b>1.61</b>	<b>1.40</b>	<b>3.70</b>	<b>5.10</b>	<b>318</b>
<b>Standard Deviation (42-day Sample):</b>				<b>0.064</b>	<b>0.014</b>	<b>0.014</b>	<b>0.00</b>	<b>2.2</b>	<b>Standard Deviation (42-day Sample):</b>				<b>0.0071</b>	<b>0.28</b>	<b>1.27</b>	<b>0.99</b>	<b>63</b>

**Notes:**

Samples were collected by Blasland, Bouck and Lee, Inc., and analyzed by En Chem, Inc.

Two screening samples were obtained on 5/1/98. Screening sample PCB concentrations were non-detect at a detection limit of 0.050 mg/kg.

Fathead minnow samples prepared as whole-body composite samples.

- (1) Original schedule called for sampling to be completed on 6/2/98. Three-day sampling delay caused by high flow event.  
(2) Original schedule called for sampling to be completed on 6/13/98. Seven-day sampling delay caused by high flow event.

TABLE 7-5

GENERAL ELECTRIC COMPANY - PITTSFIELD, MASSACHUSETTS  
 BUILDING 68 REMOVAL ACTION  
 SUMMARY OF 6-WEEK CAGED FISH MONITORING ANALYTICAL RESULTS

Sample Date/ Number	Newell Street Bridge							Sample Date/ Number	Newell Street Footbridge						
	North Bank			Sample Date/ Number	South Bank				North Bank			Sample Date/ Number	South Bank		
	Lipid %	Total PCB (mg/kg)	Lipid Normalized PCB (mg/kg)		Lipid %	Total PCB (mg/kg)	Lipid Normalized PCB (mg/kg)		Lipid %	Total PCB (mg/kg)	Lipid Normalized PCB (mg/kg)		Lipid %	Total PCB (mg/kg)	Lipid Normalized PCB (mg/kg)
<b>Pre-Removal (6/12/97)</b>								<b>Pre-Removal (6/12/97)</b>							
HRCF-011	1.6	0.38	24	HRCF-011	1.7	0.39	23	HRCF-017	1.6	2.1	129	HRCF-015	13	3.4	211
HRCF-012	1.7	0.38	22	HRCF-012	1.6	0.36	22	HRCF-018	1.6	2.0	128	HRCF-016	11	3.4	205
Arithmetic mean	1.6	0.38	23	Arithmetic mean	1.7	0.4	23	Arithmetic mean	1.6	2.1	129	Arithmetic mean	12	3.4	208
Standard Deviation	0.08	0.00	1.4	Standard deviation	0.06	0.02	0.71	Standard deviation	0.05	0.07	0.71	Standard deviation	1.4	0.00	4.2
<b>During-Removal (9/12/97)</b>								<b>During-Removal (9/12/97)</b>							
HRCF-035	1.8	1.3	73	HRCF-033	1.5	1.1	71	HRCF-031	1.6	24	1500	HRCF-029	1.5	11	728
HRCF-036	1.6	1.2	77	HRCF-034	1.7	1.3	76	HRCF-032	1.6	25	1613	HRCF-030	1.5	14	921
Arithmetic mean	1.7	1.25	75	Arithmetic mean	1.6	1.2	74	Arithmetic mean	1.6	24.5	1557	Arithmetic mean	1.5	13	825
Standard deviation	0.16	0.07	2.8	Standard deviation	0.13	0.14	3.5	Standard deviation	0.04	0.71	80	Standard deviation	0.01	2.1	136
<b>Post-Removal (6/23/98) (1,2)</b>								<b>Post-Removal (6/23/98) (1,2)</b>							
HRCF-047	1.4	0.71	51	HRCF-048	1.5	0.71	48	HRCF-050	1.6	5.8	362	HRCF-049	1.6	4.4	273
Arithmetic mean	NA	NA	NA	Arithmetic mean	NA	NA	NA	Arithmetic mean	NA	NA	NA	Arithmetic mean	NA	NA	NA
Standard deviation	NA	NA	NA	Standard deviation	NA	NA	NA	Standard deviation	NA	NA	NA	Standard deviation	NA	NA	NA

Notes:

Samples were collected by Blasland, Bouck and Lee, Inc., and analyzed by En Chem, Inc.

Fathead minnow samples prepared as whole-body composite samples.

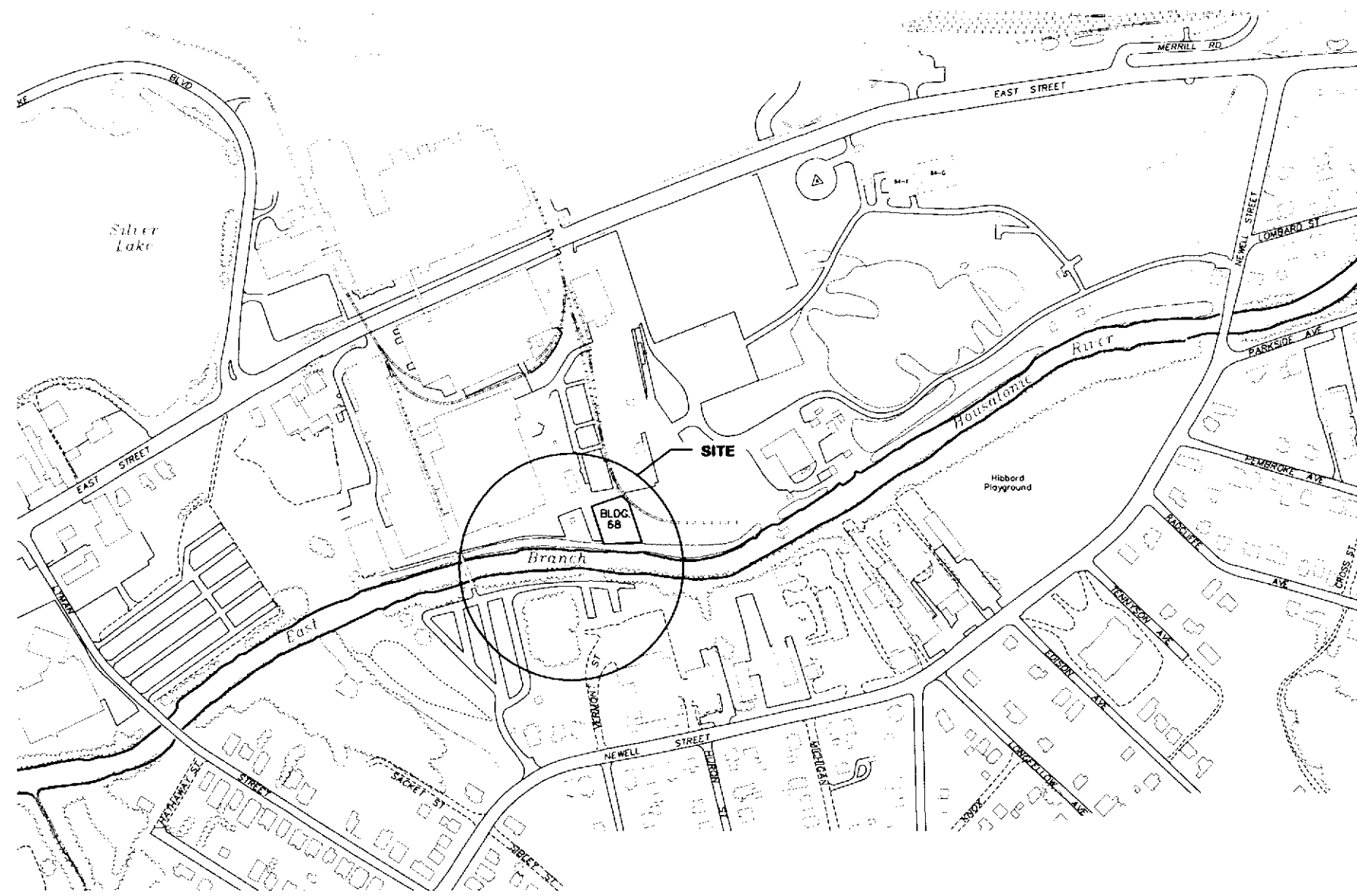
(1) Original schedule called for sampling to be completed on June 13, 1998. Seven-day sampling delay caused by high flow event.

(2) Because of weather related mortality, sufficient minnows remained for only one sample during the 6-week post-removal sampling event.

---

BLASLAND, BOUCK & LEE, INC.  
*engineers & scientists*

# ***Figures***



**LEGEND:**

- EDGE OF WATER
- PAVED ROADWAY
- - - UNPAVED ROADWAY OR TRAIL
- · · · · RAILROAD
- · · · · VEGETATION

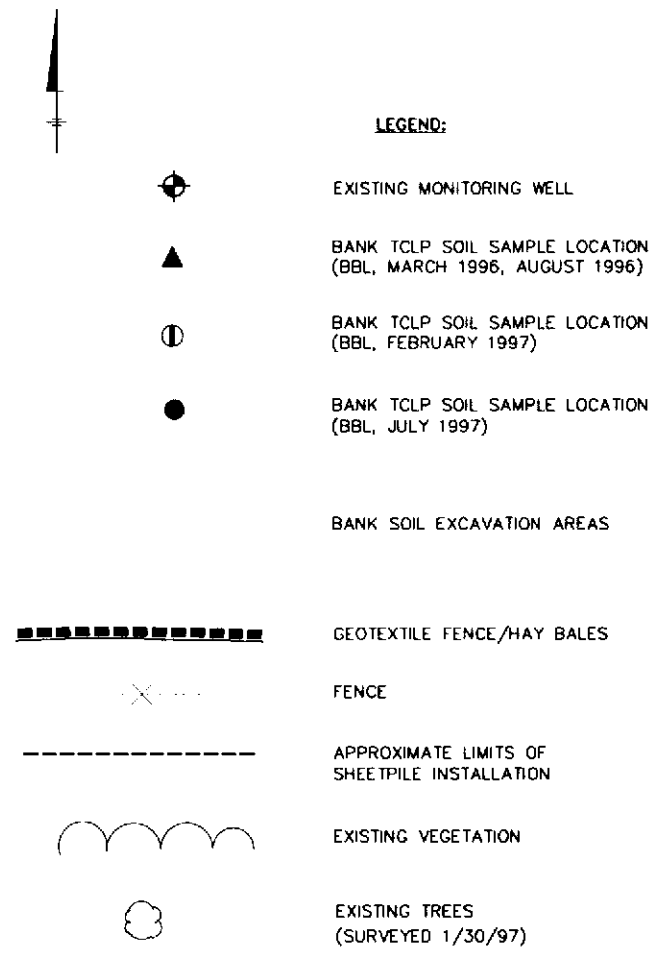
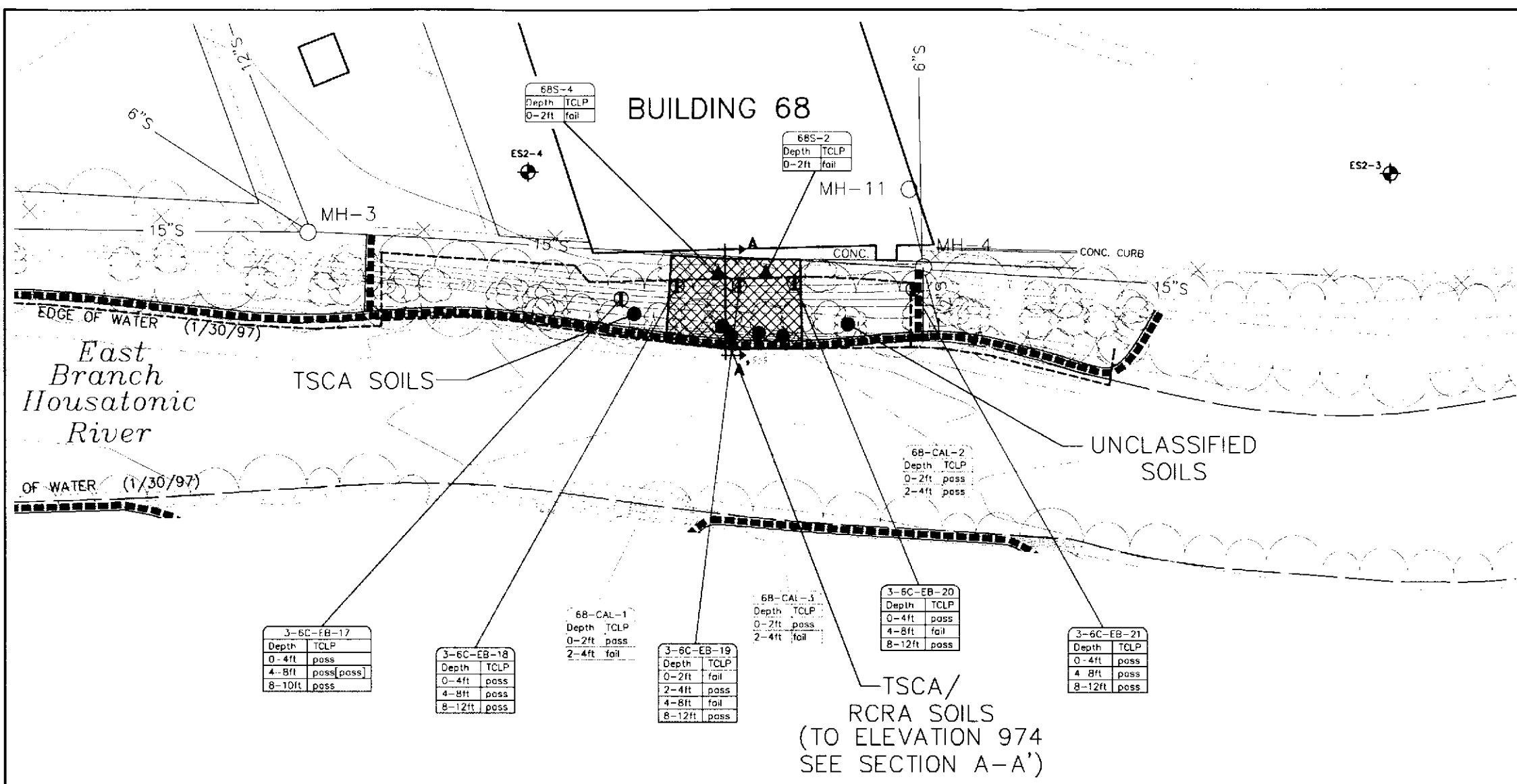


**NOTES:**

1. THE BASE MAP FEATURES PRESENTED ON THIS FIGURE WERE PHOTOGAMMETRICALLY MAPPED FROM APRIL 1990 AERIAL PHOTOGRAPHS, AND FROM JANUARY 1997 SURVEY PERFORMED BY BBL.

<p>GENERAL ELECTRIC COMPANY PITTSFIELD, MASSACHUSETTS <b>BUILDING 68 AREA</b> COMPLETION OF WORK REPORT</p>	
<p><b>SITE PLAN</b></p>	
<p><b>BBL</b></p>	<p>BLASLAND, BOUCK &amp; LEE, INC. engineers &amp; scientists</p>
<p>FIGURE <b>1-1</b></p>	





3-6C-EB-17	
Depth	TCLP
0-4ft	pass
4-8ft	pass[pass]
8-10ft	pass

3-6C-EB-18	
Depth	TCLP
0-4ft	pass
4-8ft	pass
8-12ft	pass

68-CAL-1	
Depth	TCLP
0-2ft	pass
2-4ft	fail

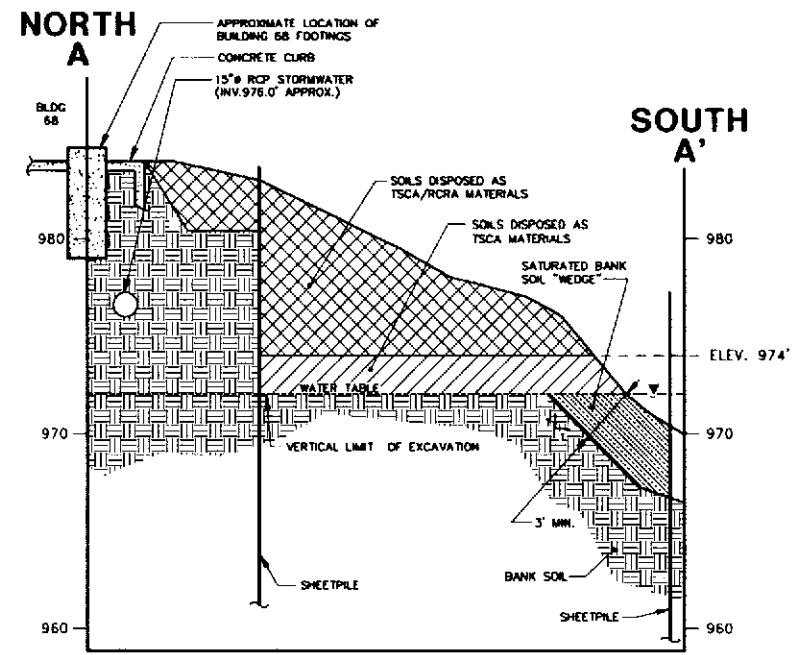
3-6C-EB-19	
Depth	TCLP
0-2ft	fail
2-4ft	pass
4-8ft	fail
8-12ft	pass

68-CAL-3	
Depth	TCLP
0-2ft	pass
2-4ft	fail

3-6C-EB-20	
Depth	TCLP
0-4ft	pass
4-8ft	fail
8-12ft	pass

3-6C-EB-21	
Depth	TCLP
0-4ft	pass
4-8ft	pass
8-12ft	pass

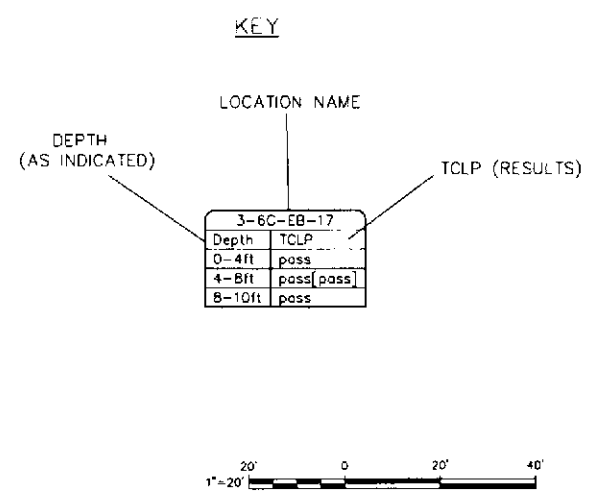
TSCA/  
RCRA SOILS  
(TO ELEVATION 974  
SEE SECTION A-A')



**SECTION A-A'**

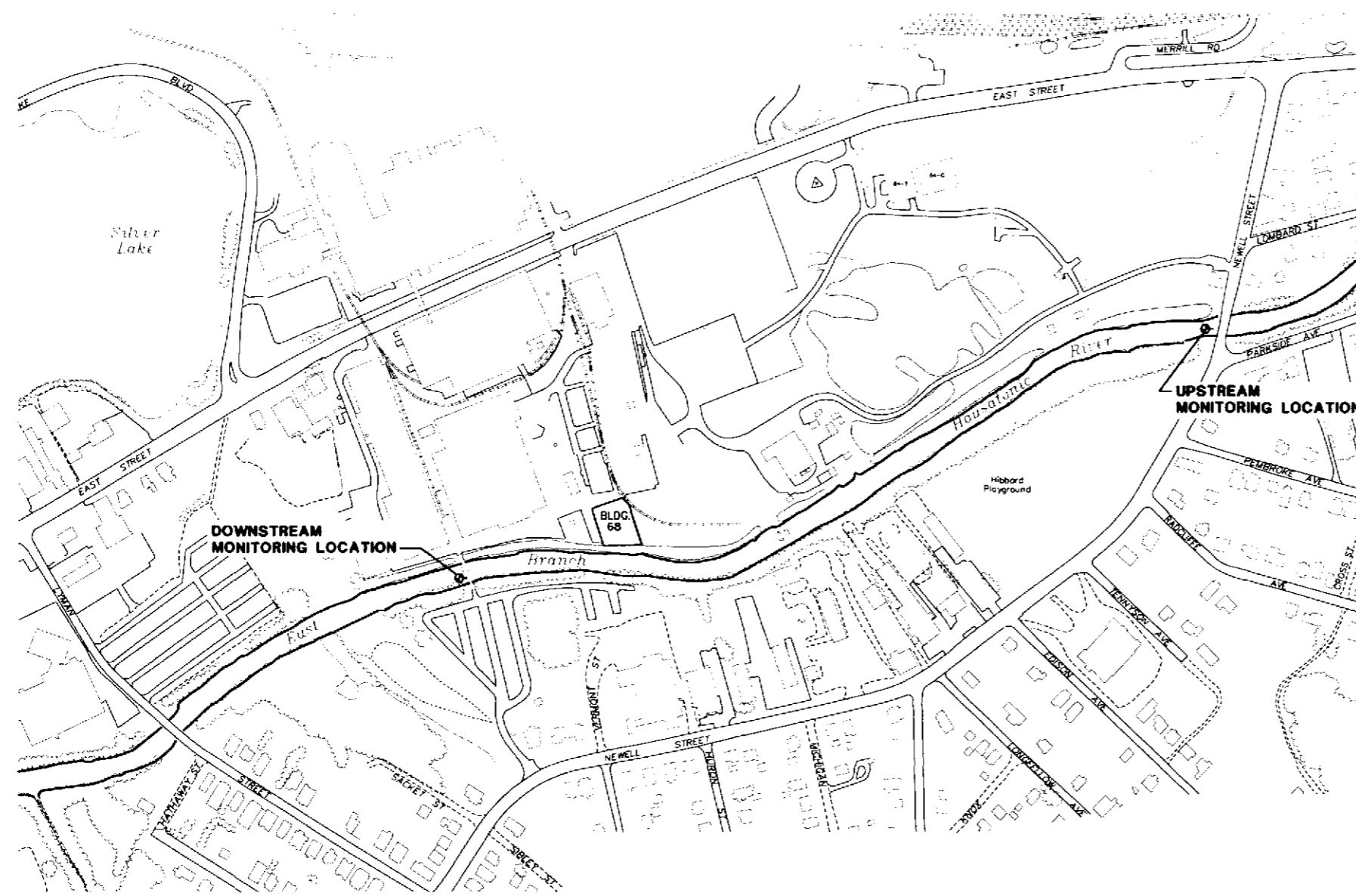
**NOTES**

1. THE BASE MAP FEATURES PRESENTED ON THIS FIGURE ARE EITHER PHOTOGRAMMETRICALLY MAPPED FROM APRIL 1990 AERIAL PHOTOGRAPHS, OR ARE FROM A JANUARY 1997 SURVEY PERFORMED BY BBL, ELEVATIONS IN FEET ABOVE MEAN SEA LEVEL NGVD OF 1929.
2. VEGETATION WAS REMOVED FROM REMOVAL AREA AND ADJACENT ACCESS AREAS AS REQUIRED. HANDLING OF REMOVED VEGETATION WAS IN ACCORDANCE WITH THE WORK PLAN.
3. BANK SOILS WERE EXCAVATED TO APPROXIMATE LIMITS AS SHOWN. SOILS SUBJECT TO RCRA DISPOSAL REQUIREMENTS WERE SEPARATELY EXCAVATED AND HANDLED. UNCLASSIFIED SOILS WERE REMOVED, STOCKPILED, AND SAMPLED TO CHARACTERIZE SOILS FOR APPROPRIATE DISPOSAL.
4. 1990-1997 SAMPLES WERE COLLECTED BY BBL INC. (OR BLASLAND & BOUCK ENGINEERS, P.C.) AND ARE SURVEYED TO KNOWN PHYSICAL FEATURES. LOCATIONS SHOWN ON THIS MAPPING ARE APPROXIMATE. HOWEVER, ACTUAL SURVEY DATA ARE AVAILABLE TO IDENTIFY PRECISE SAMPLE LOCATIONS.
5. TOXICITY CHARACTERISTIC LEACHATE PROCEDURE (TCLP) RESULTS ARE INDICATED AS PASS/FAIL WITH RESPECT TO REGULATORY LEVELS. REFER TO TABLE 2-1 FOR A MORE DETAILED SUMMARY OF THE RESULTS. ALL EXCEEDENCES (HIGHLIGHTED ON FIGURE) ARE RELATED TO LEAD ONLY.



GENERAL ELECTRIC COMPANY  
PITTSFIELD, MASSACHUSETTS  
**BUILDING 68 AREA**  
**COMPLETION OF WORK REPORT**  
**DISPOSAL CLASSIFICATION AND BANK**  
**TCLP SOIL SAMPLING LOCATIONS**  
**AND RESULTS**

X: 2014.5K01  
L: ON=\*, OFF=\*REF\*  
P: STD/DL  
5/19/98 SVR 54 CTC LBR NES  
20144001/20144003.DWG



**LEGEND:**

- WATER COLUMN AND BIOTA MONITORING LOCATION
- EDGE OF WATER
- PAVED ROADWAY OR TRAIL
- UNPAVED ROADWAY OR TRAIL
- RAILROAD
- VEGETATION




**NOTES:**

1. THE BASE MAP FEATURES PRESENTED ON THIS FIGURE WERE PHOTOGRAMMETRICALLY MAPPED FROM APRIL 1990 AERIAL PHOTOGRAPHS, AND FROM JANUARY 1997 SURVEY PERFORMED BY BBL.
2. MONITORING LOCATIONS ARE APPROXIMATE. MONITORING WAS PERFORMED PRIOR TO, DURING, AND FOLLOWING REMOVAL ACTIONS AS SPECIFIED IN THE WORK PLAN.

GENERAL ELECTRIC COMPANY  
PITTSFIELD, MASSACHUSETTS  
**BUILDING 68 AREA**  
COMPLETION OF WORK REPORT

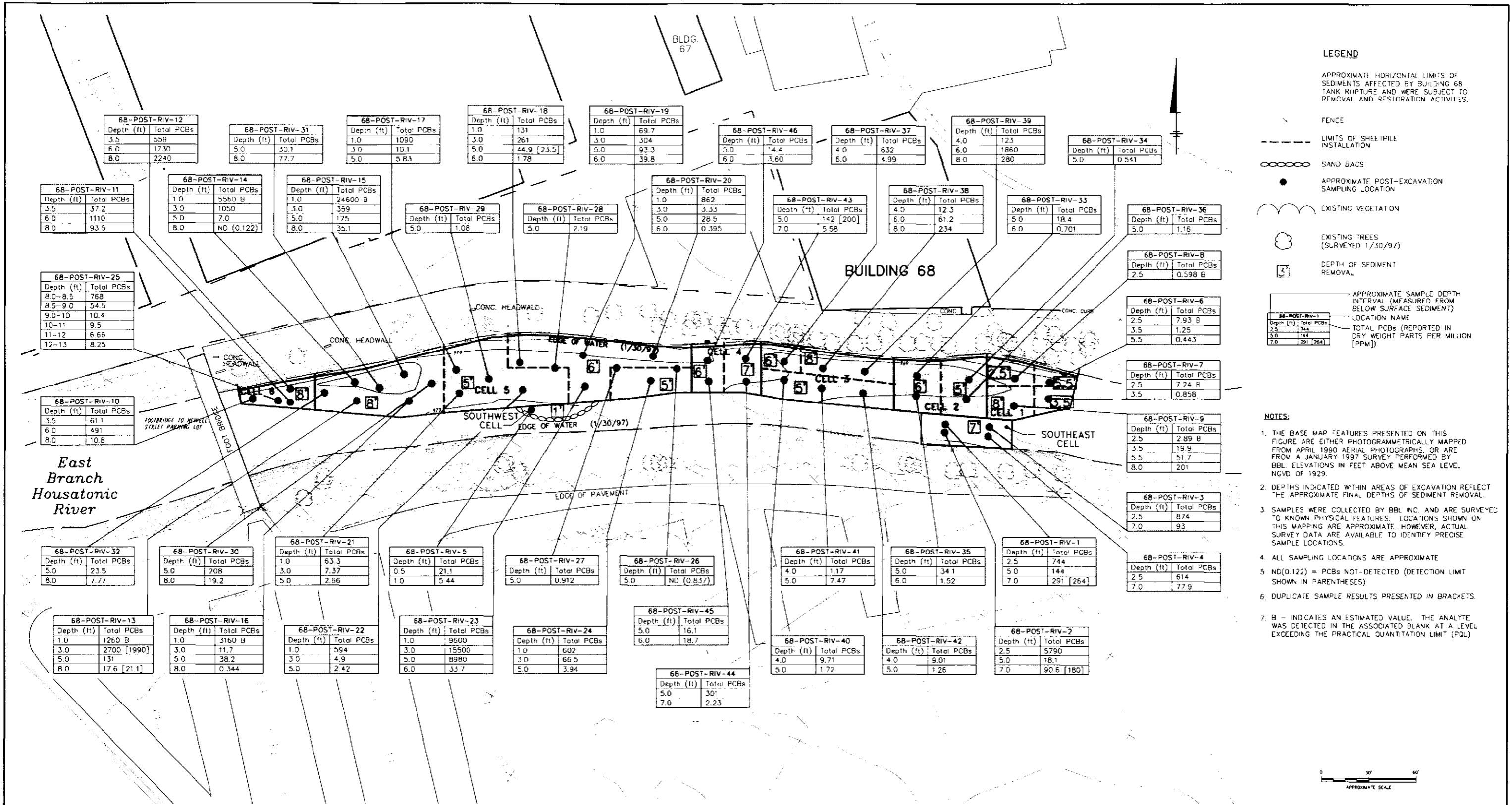
**WATER COLUMN AND BIOTA**  
**MONITORING LOCATIONS**



BLASLAND, BOUCK & LEE, INC.  
engineers & scientists

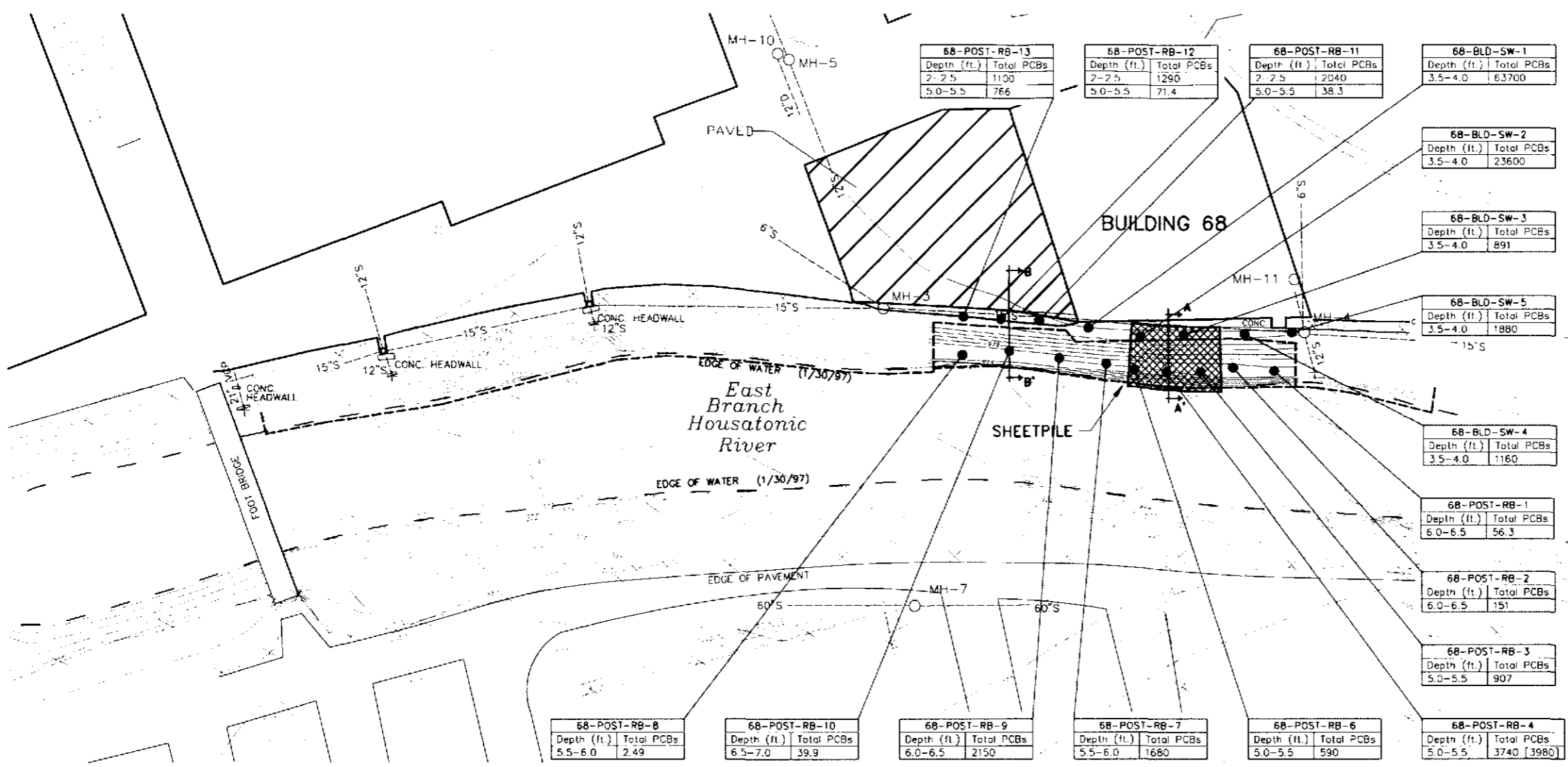
FIGURE  
**2-2**

X: 10197X01  
L: ON = \* OFF = \*REF\*  
P: SM1-B, SM1-D  
S: 19,988 SYR-54-RLP LBR NES  
20144001/20144002.DWG



**GENERAL ELECTRIC COMPANY  
 PITTSFIELD, MASSACHUSETTS  
 BUILDING 68 AREA  
 COMPLETION OF WORK REPORT  
 SEDIMENT POST-EXCAVATION  
 SAMPLING RESULTS**

X: 20143001  
 L: ON=\*.OFF= \*DS UT\*.REF\*  
 P: 20143003.PCP, D2B-DL.PCP  
 11/10/99 SYR-54-MFS NES CDW  
 20144001/20144004.DWG

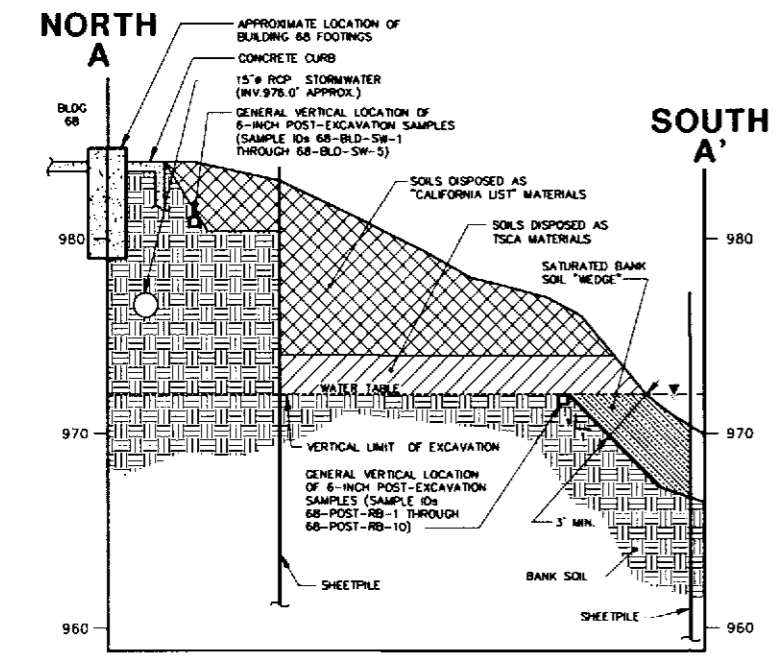
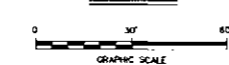


**LEGEND**

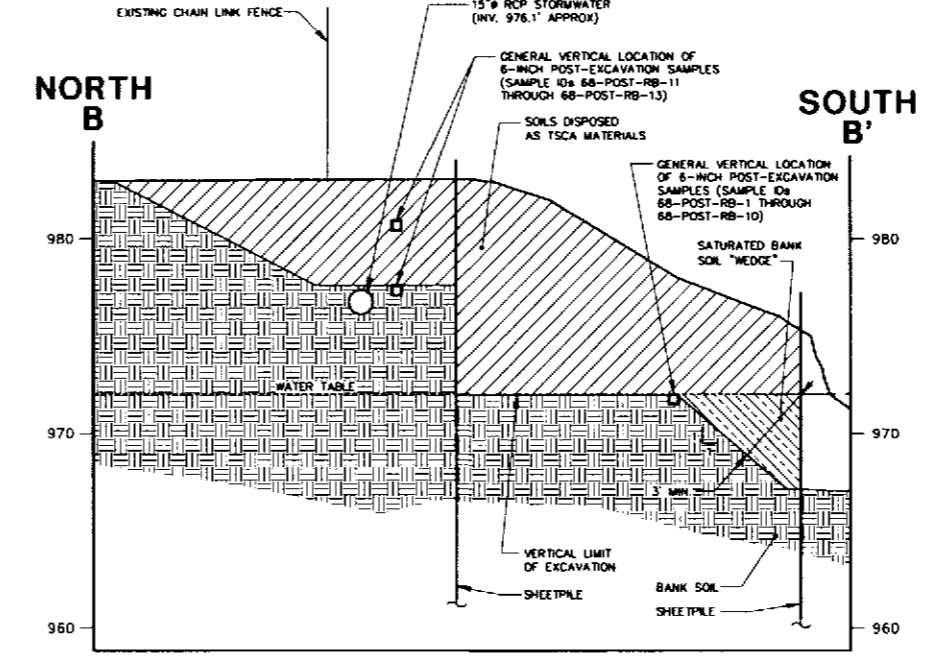

- APPROXIMATE POST-EXCAVATION SAMPLING LOCATION
- APPROXIMATE HORIZONTAL LIMITS OF 1997/98 BANK SOIL SUBJECT TO BUILDING 68 REMOVAL AND RESTORATION ACTIVITIES
- APPROXIMATE SAMPLE DEPTH INTERVAL (MEASURED FROM BELOW GROUND SURFACE)
- LOCATION NAME
- TOTAL PCBs (REPORTED IN DRY WEIGHT PARTS PER MILLION (PPM))
- FENCE
- APPROXIMATE LIMITS OF SHEETPILE INSTALLATION

- NOTES**
1. THE BASE MAP FEATURES PRESENTED ON THIS FIGURE ARE EITHER PHOTOGRAMMETRICALLY MAPPED FROM APRIL 1990 AERIAL PHOTOGRAPHS, OR ARE FROM A JANUARY 1997 SURVEY PERFORMED BY BBL. ELEVATIONS IN FEET ABOVE MEAN SEA LEVEL NGVD OF 1929
  2. SAMPLES WERE COLLECTED BY BBL INC. AND ARE SURVEYED TO KNOWN PHYSICAL FEATURES. LOCATIONS SHOWN ON THIS MAPPING ARE APPROXIMATE. HOWEVER, ACTUAL SURVEY DATA ARE AVAILABLE TO IDENTIFY PRECISE SAMPLE LOCATIONS.
  3. ALL SAMPLING LOCATIONS ARE APPROXIMATE.
  4. ND (0.123) = PCBs NOT DETECTED (DETECTION LIMIT SHOWN IN PARENTHESES).
  5. DUPLICATE SAMPLE RESULTS PRESENTED IN BRACKETS.

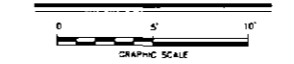
**PLAN**



**SECTION A-A'**



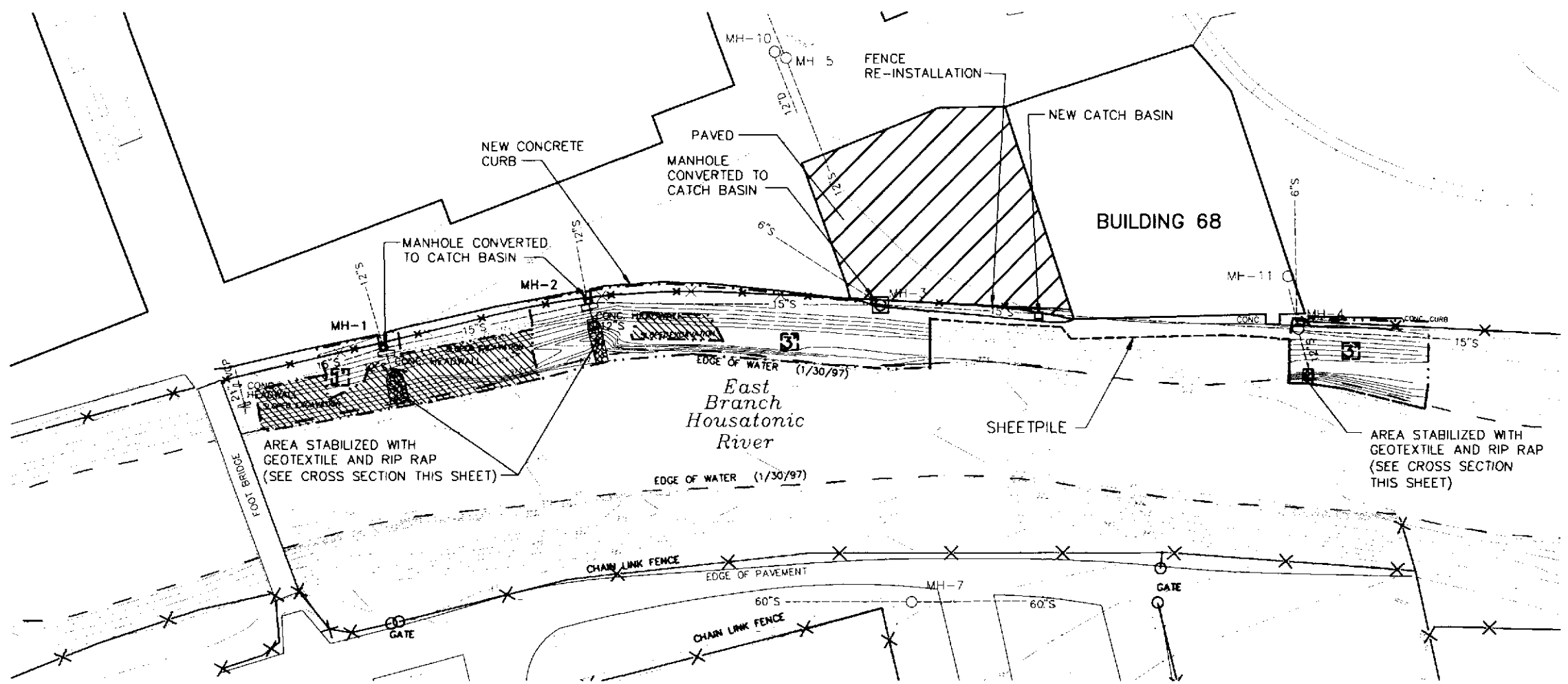
**SECTION B-B'**



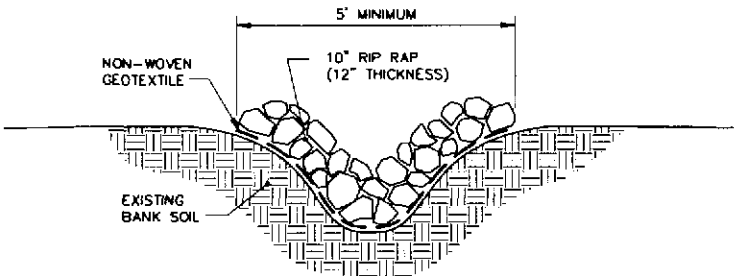
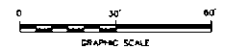
GENERAL ELECTRIC COMPANY  
PITTSFIELD, MASSACHUSETTS  
**BUILDING 68 AREA  
COMPLETION OF WORK REPORT**

**BANK SOIL POST-EXCAVATION  
SAMPLING RESULTS**

X: 20144X01  
L: ON=\*, OFF=REF\*, LIGHT\_STAND, TREES,  
WOODS, FENCE, I, TP, D, SYM037  
P: SW1-B, SM1-D  
7/23/99 SYR-54-MFS CDM GMS  
20144010/20144010.DWG



**PLAN**






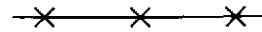



**TYPICAL OUTFALL  
STABILIZATION CROSS SECTION**

NOT TO SCALE



**LEGEND**

-  DEPTH OF REMOVAL
-  APPROXIMATE HORIZONTAL LIMITS OF ADDITIONAL BANK SOIL/SEDIMENT THAT WERE SUBJECT TO BUILDING 68 REMOVAL AND RESTORATION ACTIVITIES
-  APPROXIMATE HORIZONTAL LIMITS OF SLOPED EXCAVATION AREA.
-  MANHOLE CONVERTED TO CATCH BASIN
-  CONCRETE CHUTE AND CONVERTED MANHOLE TO CATCH BASIN
-  FENCE
-  LIMITS OF SHEETPILE INSTALLATION

**NOTES**

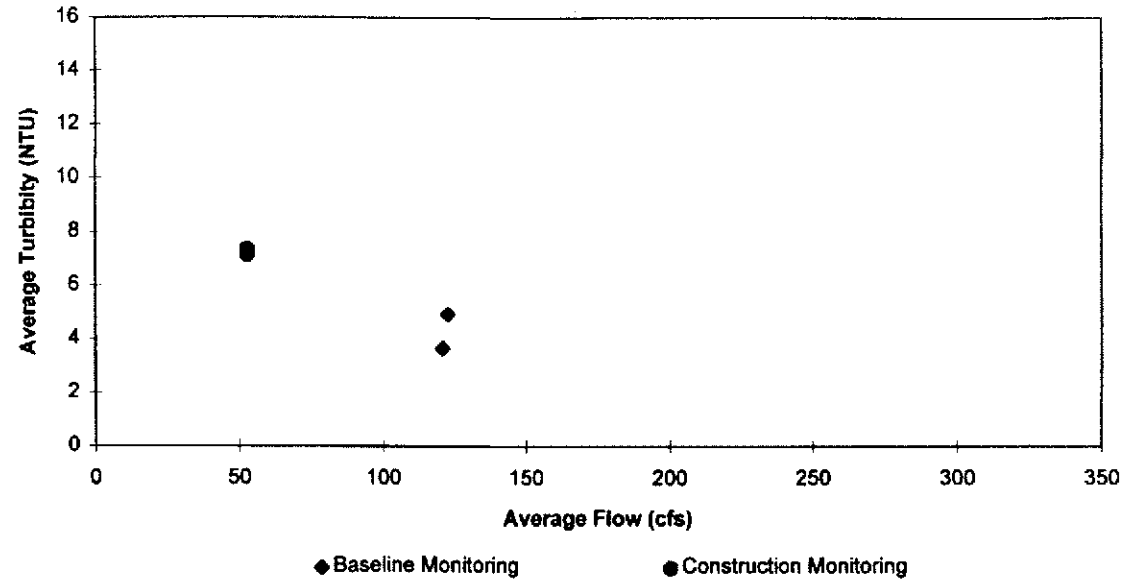
1. THE BASE MAP FEATURES PRESENTED ON THIS FIGURE ARE EITHER PHOTOGRAMMETRICALLY MAPPED FROM APRIL 1990 AERIAL PHOTOGRAPHS, OR ARE FROM A JANUARY 1997 SURVEY PERFORMED BY BBL. ELEVATIONS IN FEET ABOVE MEAN SEA LEVEL NGVD OF 1929
2. ALL LOCATIONS, DIMENSIONS, AND SITE FEATURES ARE APPROXIMATE.
3. DETAILED CROSS-SECTIONS ARE PROVIDED IN APPENDIX B.
4. SLOPED EXCAVATION WAS PERFORMED IN ORDER TO PROVIDE EQUIPMENT ACCESS FOR TOE OF SLOPE EXCAVATION ACTIVITIES.

GENERAL ELECTRIC COMPANY  
PITTSFIELD, MASSACHUSETTS  
**BUILDING 68 AREA**  
COMPLETION OF WORK REPORT

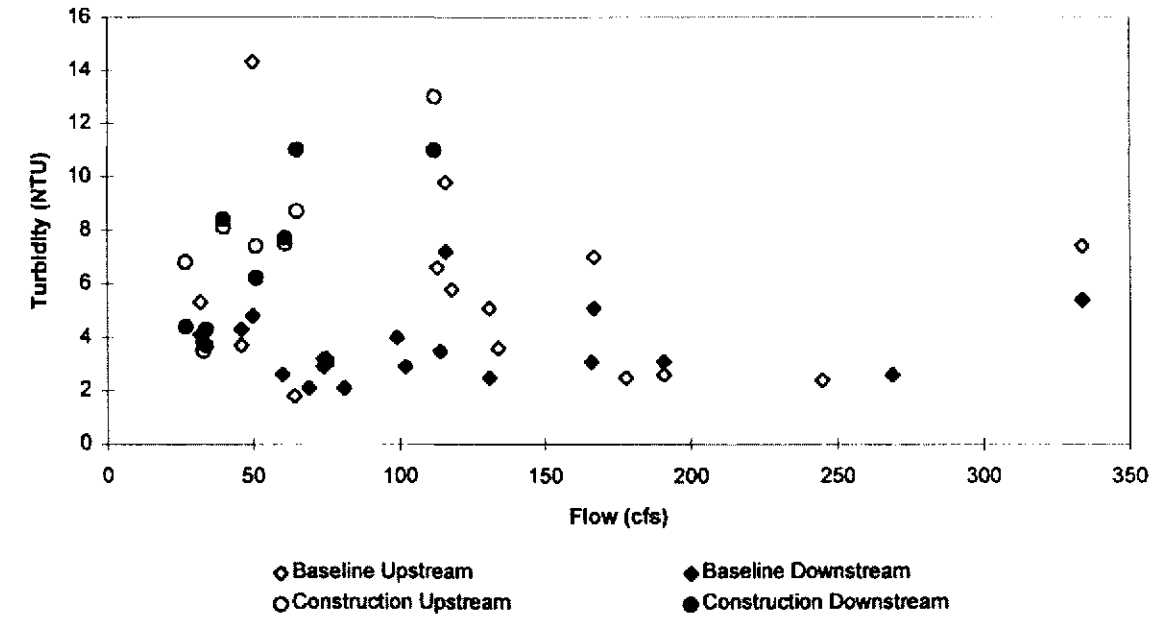
**ADDITIONAL EXCAVATION ACTIVITIES  
AND RUNOFF CONTROL**

X: 20144X01.DWG  
L: DN=\*, OFF=REF\*, TREES, WOODS, 799FENCE.LTP010  
P: STD/DL  
11/3/99 SYR-54-MFS GMS CBM  
20144010/20144002.DWG

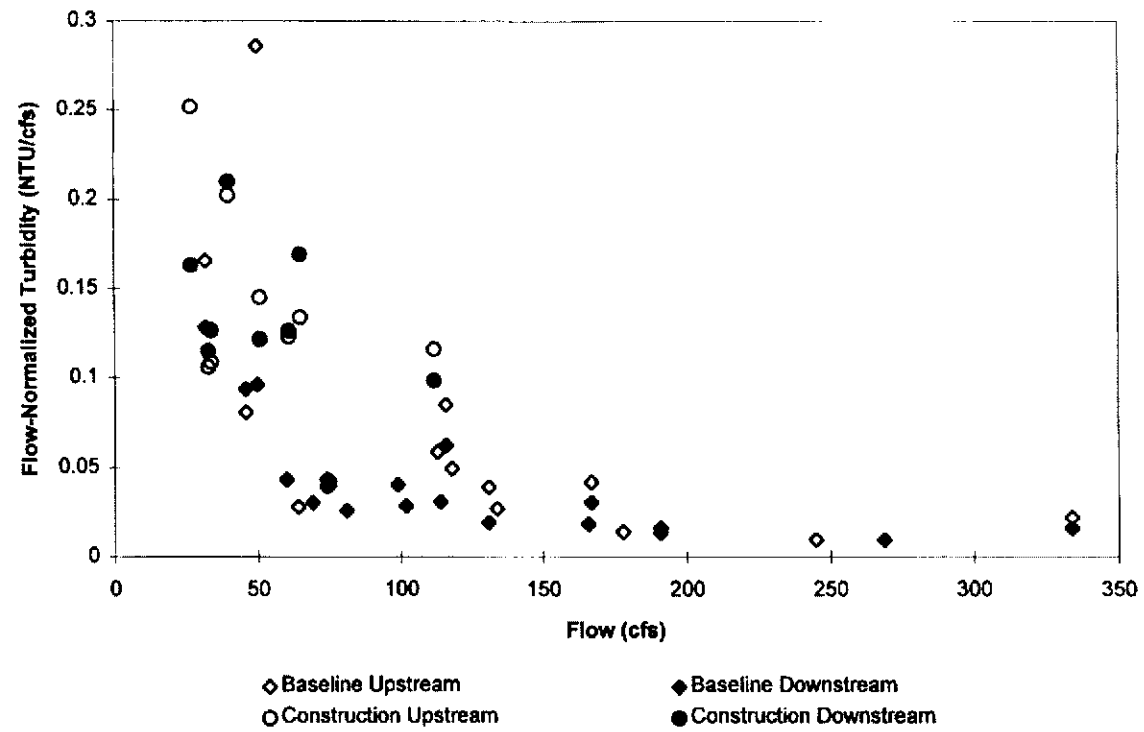
**Figure A - Average Flow Versus Average Turbidity**



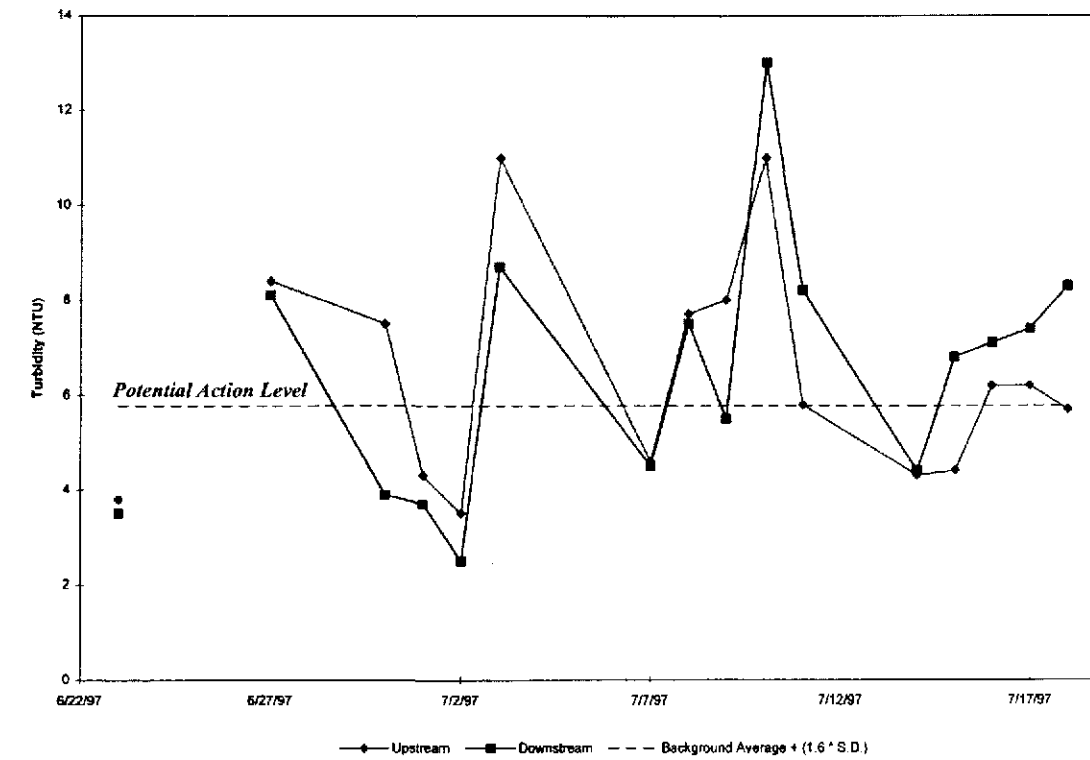
**Figure B - Flow Measurements Versus Individual Turbidity**



**Figure C - Flow Measurements Versus Flow-Normalized Turbidity**



**Figure D - Flow Measurements Versus Turbidity Action Level**



GENERAL ELECTRIC COMPANY  
PITTSFIELD, MASSACHUSETTS  
**COMPLETION OF WORK REPORT**

**WATER COLUMN ACTION  
LEVEL DETERMINATION**

**BBL** BLASLAND, BOUCK & LEE, INC.  
engineers & scientists

**FIGURE  
7-1**

---

BLASLAND, BOUCK & LEE, INC.  
engineers & scientists

***Appendix A***  
***Conditional Approval Letter and***  
***Completion of Work Extension***

United States Environmental Protection Agency  
Region I  
Office of Site Remediation and Restoration  
J.F.K. Federal Building, Boston, Massachusetts 02203

June 12, 1997

Mr. Andrew Silfer, P.E.  
General Electric Company  
100 Woodlawn Avenue  
Building 11-250  
Pittsfield, MA 01201

**RE: First Unilateral Order for Removal Action--Building 68 Site  
Review of the Building 68 Area Removal Action Work Plan (Draft), May 1997;  
(Draft) Removal Action Operations Plan (by MTI)**

Dear Mr. Silfer:

The following are EPA's comments on the above-referenced submittals. In its review, EPA considered comments provided by the United States Army Corps of Engineers (USACE), the Massachusetts Department of Environmental Protection (MA DEP) and the Connecticut Department of Environmental Protection. The following comments shall not limit the OSC's authority (as described in the NCP) to stop work, modify the SOW in the future, or require additional actions based on actual field conditions.

Paragraph 41 of the Order states that EPA will make an "approval" determination on each submittal. Pursuant to paragraph 41 of the Order, the Work Plan and Operations Plan are conditionally approved subject to the following:

**Section 2.2 Agency-Defined Objectives.** The Work Plan submitted is for a removal action. Therefore, approval of the Work Plan and subsequent removal activities shall not constitute a determination by EPA that these actions are the final remedial actions in areas where work is to be performed. Furthermore, approval of the Work Plan shall not preclude EPA from determining that there is an imminent and substantial endangerment to public health or welfare or to the environment at other locations of the Housatonic River or other areas contaminated by General Electric (GE).

**Section 5.2 Removal Limits/Quantities/Figures 4-1 and 5-1**

The pre-removal sampling data indicates levels of PCBs will remain in concentrations that are unacceptable to the Agencies even after initial excavations are performed in some locations. The locations/borings in question are as follows: 3-6C-12, 3-6C-72, 3-6C-53, 3-6C-52, 3-6C-8, and



3-6C-29. For example, at boring 3-6C-8, the proposed excavation depth is three feet. However, PCBs were detected at 16.7 ppm at a depth of 36-44 inches in this location.

Revise and resubmit for approval Figure 5-1 increasing the initial excavations in these areas.

### **Section 5.3.1 Water Diversion**

Increase the height of sheetpiling at the upstream end of the excavation to at least elevation 976. Also, as stated in the Work Plan, the sheetpiling shall be installed to allow for overflow to occur at the downstream end of the excavation.

### **Section 5.3.2 Erosion and Scour Protection**

To the extent practical, when the placing the geotextile fabric along the river bottom, "shingle" (overlap) the geotextile fabric in the direction of water flow.

### **Section 6.4 Soil Removal Method(s) Approach**

The last sentence of the fourth paragraph states that "Once removed, these soils [soils that initially failed TCLP] will remain segregated (if needed based on sampling and analysis of ex-situ soil) until final disposition occurs." GE shall dispose of soils that have already failed TCLP for lead as RCRA/TSCA waste.

### **Section 6.5 Post-Removal Sampling**

In addition to sampling at the water table, sampling is required in soils remaining above the stormwater pipeline. Sampling of these soils between the sheetpiling and Building 68 will be to document existing conditions prior to backfilling. Sample results for the soils west of Building 68 will be evaluated to determine if additional excavation down to the stormwater drain is required.

The Work Plan proposes to leave the sheetpiling in place only in the area south of Building 68. EPA requires that the sheetpiling remain in place in the area south of Building 68, behind the former propane station, and the two perpendicular sections down to the edge of the river.

### **Section 9.1 River Bottom Restoration/River Bank Area Restoration**

GE shall submit the analytical results for backfill to the EPA OSC for approval.

### **MTI's Operation Plan, Sheetpiling Calculations, Appendix A**

It appears that NAVFAC DM-7.2 was used to develop the sheeting design. The passive earth pressure should have a reduction factor applied of approximately 0.77 in accordance with Figure 5 on Page 7.2-66. The passive earth pressure is used in all three of the sheeting scenarios. Please

recalculate or justify no application of a reduction factor. Also, it appears that all three of the sheeting scenarios have been based upon one boring. Please justify the use of only one boring.

### NPDES Waiver Request


GE shall submit a separate request for a NPDES waiver.

### General Comments

1. GE shall submit for approval a Community/Perimeter Air Monitoring Plan.
2. GE shall submit a table summarizing the approximate number of samples, including quality control (e.g., blanks, duplicates, matrix spikes, etc.) and quality assurance samples to be sent to the USACE New England Laboratory.
3. Sheetpile installation. There are several references in both the Work Plan and MTI's Operation Plan stating that the sheetpiling will be driven to elevation 949.5, which is the top of the till layer. EPA recommends that the sheetpiling be driven at least five feet beyond the expected elevation of the till layer.

If you have any questions, please contact me at (617) 223-5596.

Sincerely,



Dean Tagliaferro  
On-Scene Coordinator

cc: B. Olson, EPA  
M. Hoagland, EPA  
D. Luckerman, EPA  
M. Otis, US ACE  
D.B. Struhs, MA DEP Commissioner  
R. Bell, MA DEP  
S.P. Winslow, Esquire, MA  
A. Weinberg, MA DEP  
J. Lyn Cutler, MA DEP  
C. Fredette, CT DEP  
State Representative D. Bosley  
State Representative C.J. Hodgkins  
State Representative S.P. Kelly  
State Representative P.J. Larkin  
State Senator Andrea Nuciforo  
Mayor E.M. Reilly



Corporate Environmental Programs  
General Electric Company  
100 Woodlawn Ave., Pittsfield, MA 01201

August 3, 1999

Mr. Dean Tagliaferro  
Site Evaluation and Response Section  
United States Environmental Protection Agency  
J.F. Kennedy Federal Building  
Boston, MA 00203-2211

**Re: Building 68 Removal Action  
EPA Region I CERCLA Docket #I-97-1003/DEP File #1-1047P  
Completion of Work Report**

Dear Mr. Tagliaferro:

This letter documents our June 29, 1999 telephone conversation during which we agreed that the due date for submittal of the Completion of Work Report for the Building 68 Removal Action would be extended to August 31, 1999 and that copies of the executed manifests and certificates of disposal for this project will be available upon request, but will not be attached to the Completion of Work Report.

Please call if you have any questions.

Truly yours,

GENERAL ELECTRIC COMPANY

*Andrew T. Silfer/mog*

Andrew T. Silfer, P.E.  
Manager of Remediation

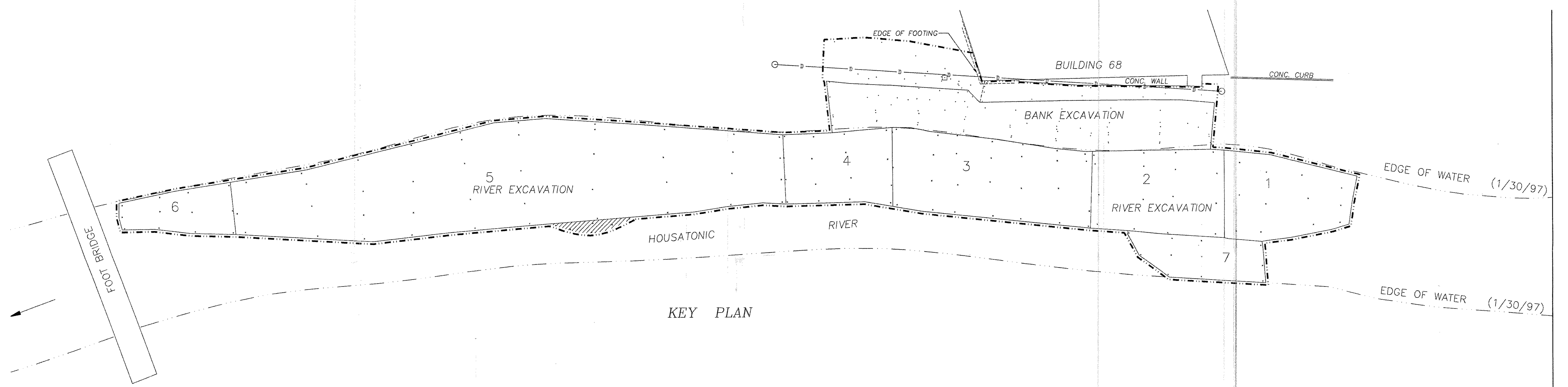
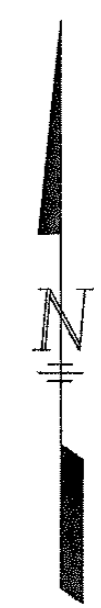
MOG/jll

cc: J. Lynn Cutler, MADEP  
Stuart D. Messur, BBL  
Mark O. Gravelding, P.E., BBL

---

BLASLAND, BOUCK & LEE, INC.  
*e n g i n e e r s & s c i e n t i s t s*

***Appendix B***  
***Survey Drawings***



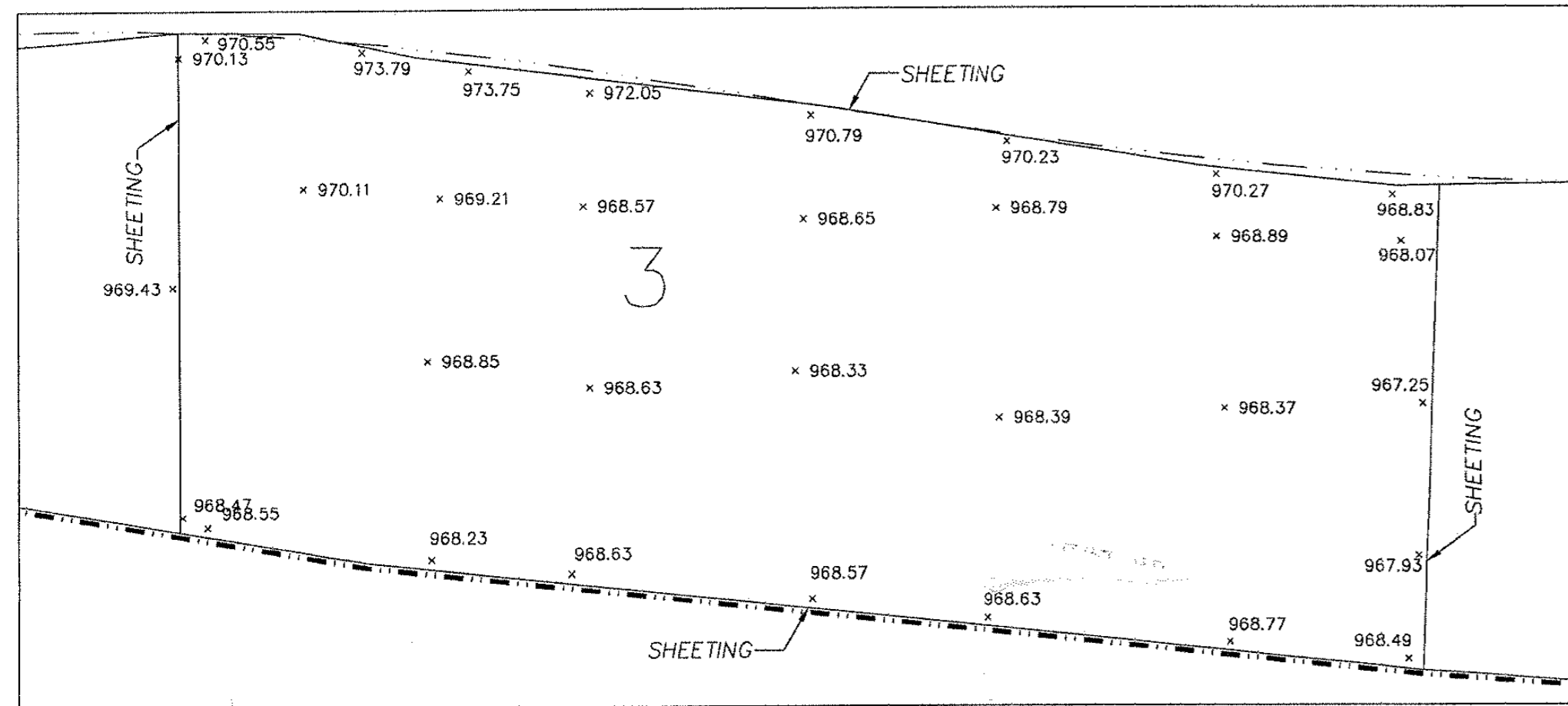
KEY PLAN

**NOTES:**

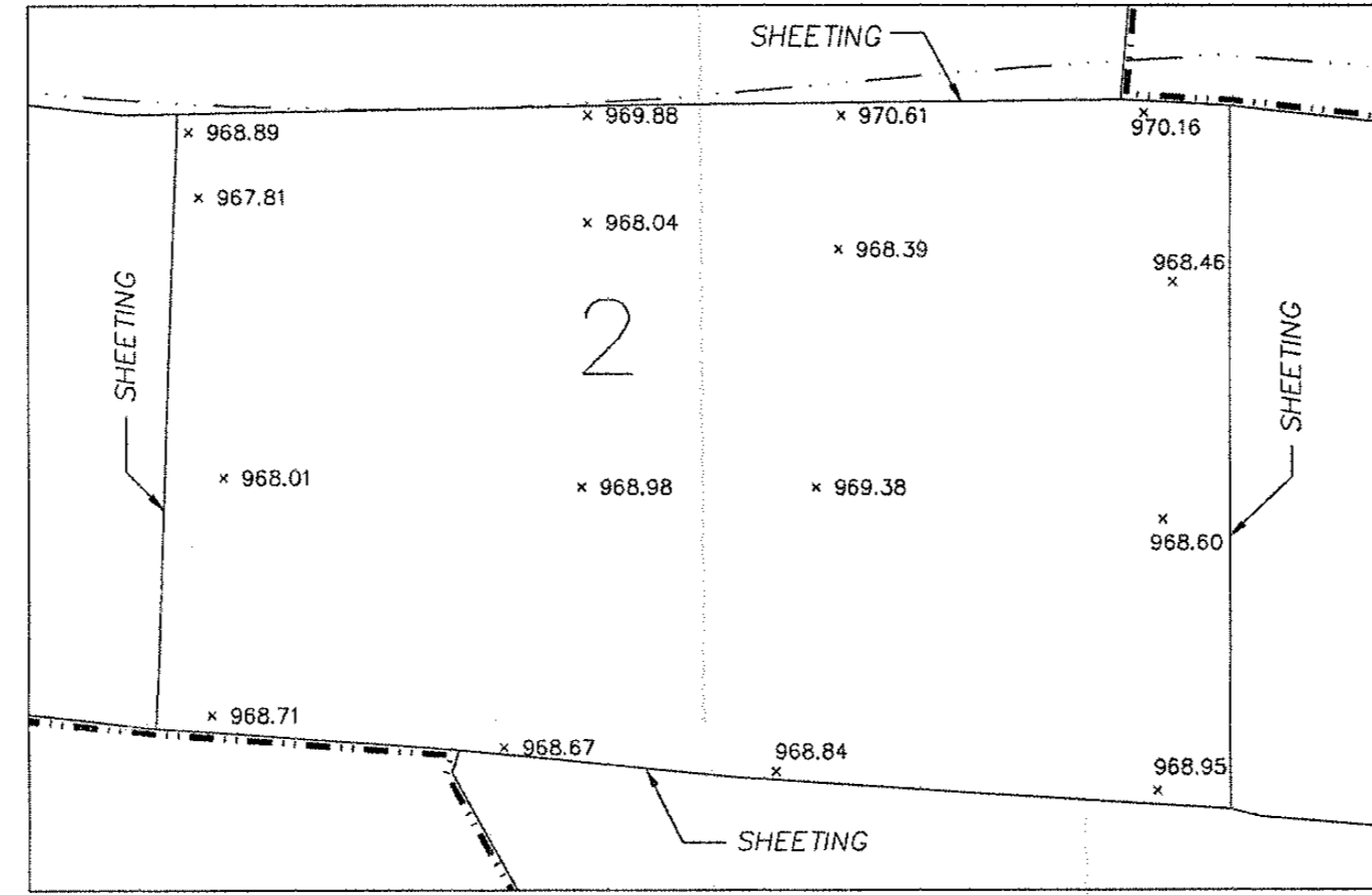
1. FIELD MEASUREMENTS MADE BY HILL ENGINEERS BETWEEN JUNE 1997 AND DEC. 1998
  2. LAYOUT & DEPTHS OF EXCAVATED AREAS TAKEN FROM DATA SUPPLIED BY BLASLAND, BOUCK & LEE INC.
- LIMITS OF EXCAVATION

PITTSFIELD		GENERAL ELECTRIC COMPANY		MASSACHUSETTS	
		BUILDING 68 - HOUSATONIC RIVER			
SCALE	1"=20'	DESCRIPTION	DRN	CKN	DATE
DATE	12/05/98				
DRN	GW	CKN	BP		
COMP. CODE		BOOK NO.		CUO CODE	GE1017-1-1AB.DWG
TITLE	AS BUILT EXCAVATION PLAN GENERAL ARRANGEMENT			NO.	REV.
				GE1017-1-1AB	

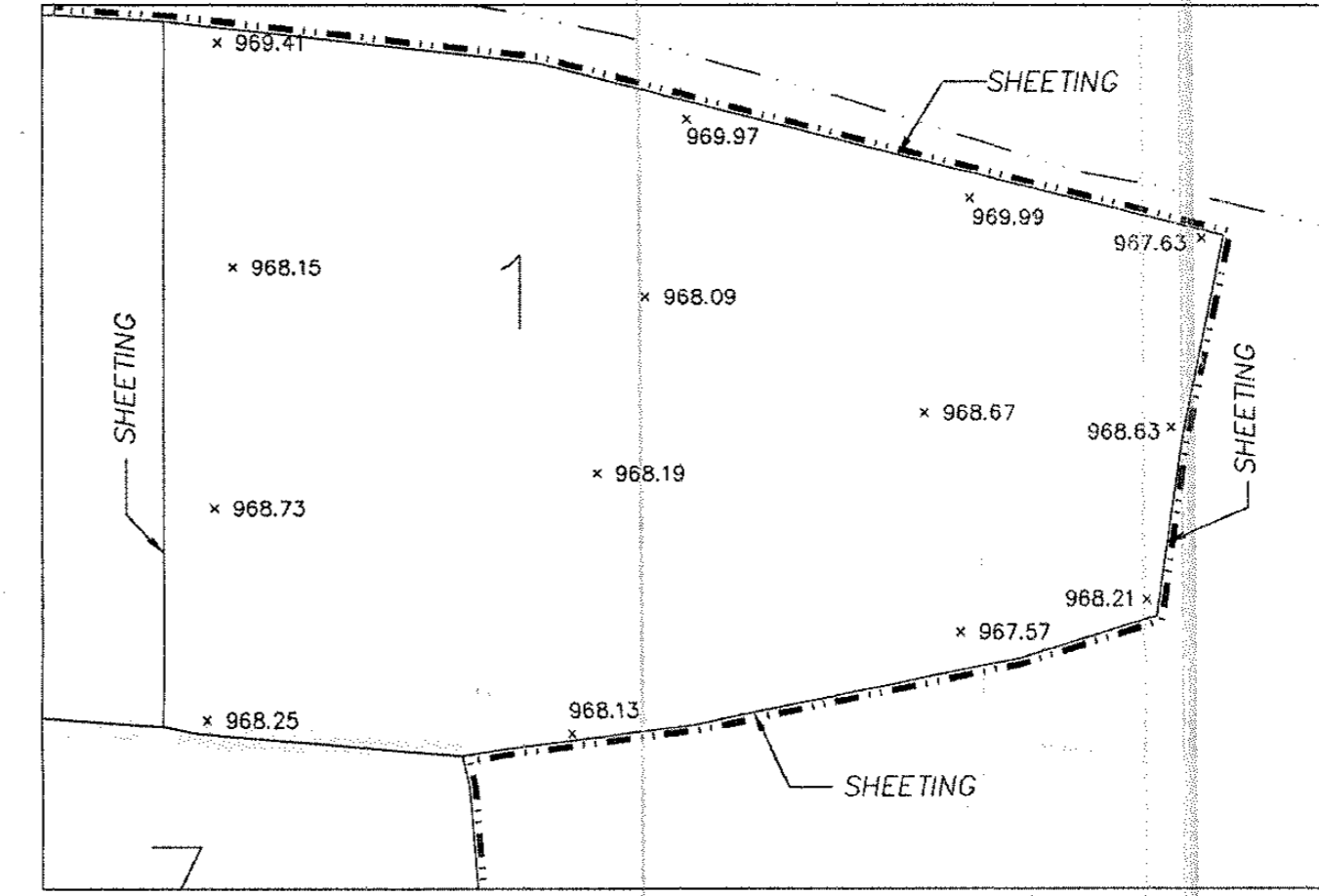
Hill  
 engineers  
 architects  
 planners  
 50 Depot Street  
 Dalton, MA 01226  
 (413) 684-0925



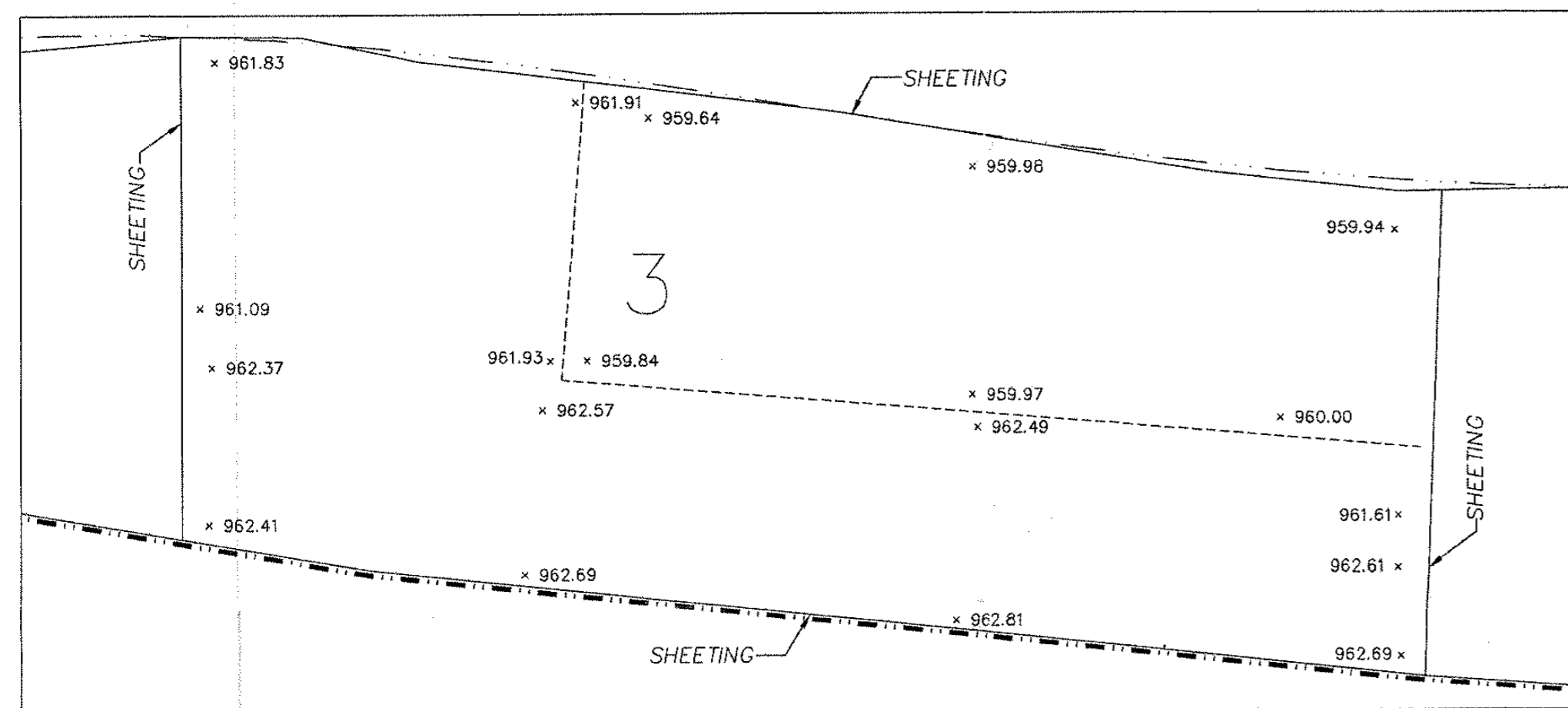
PRE EXCAVATION TOPOGRAPHY



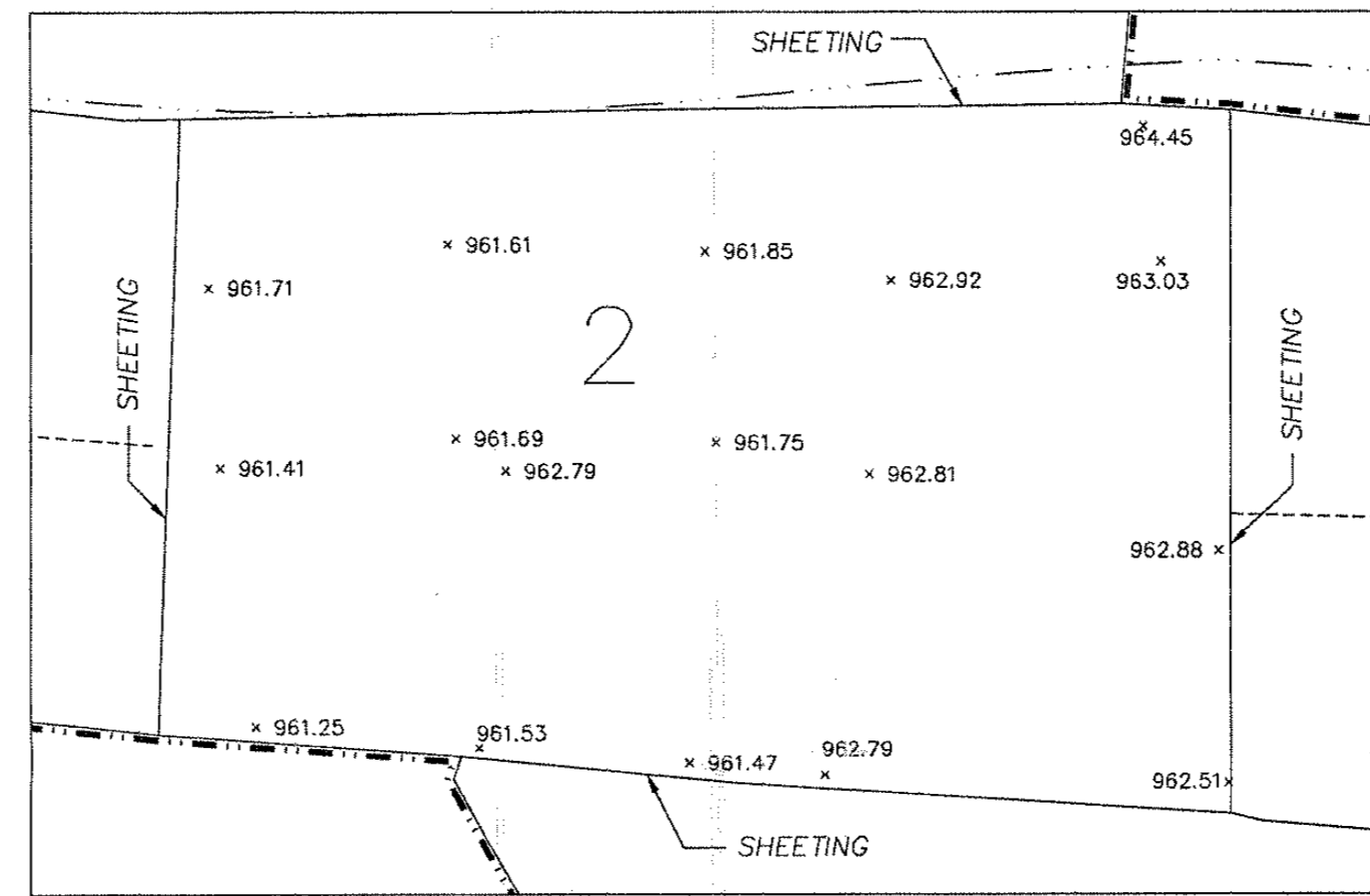
PRE EXCAVATION TOPOGRAPHY



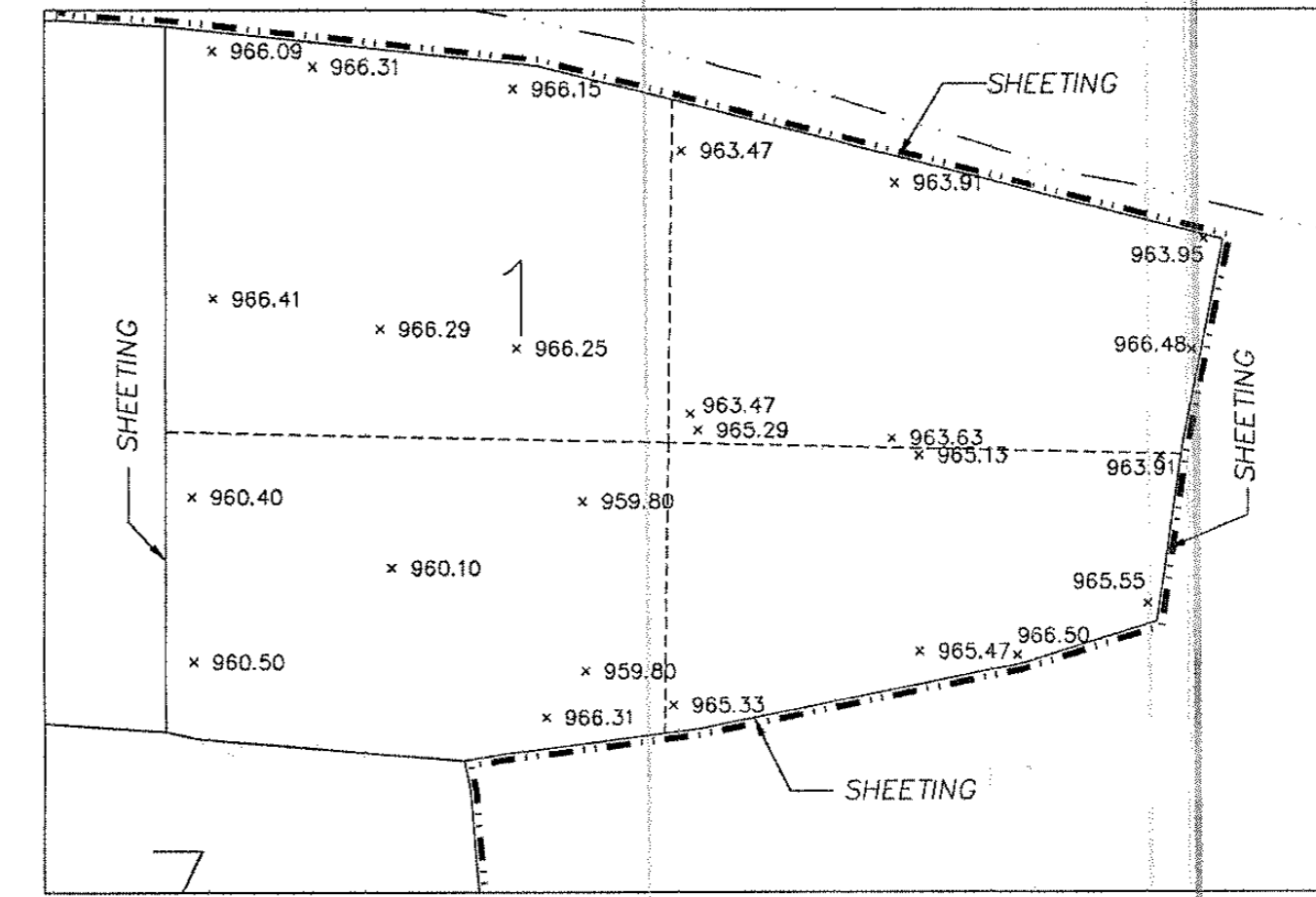
PRE EXCAVATION TOPOGRAPHY



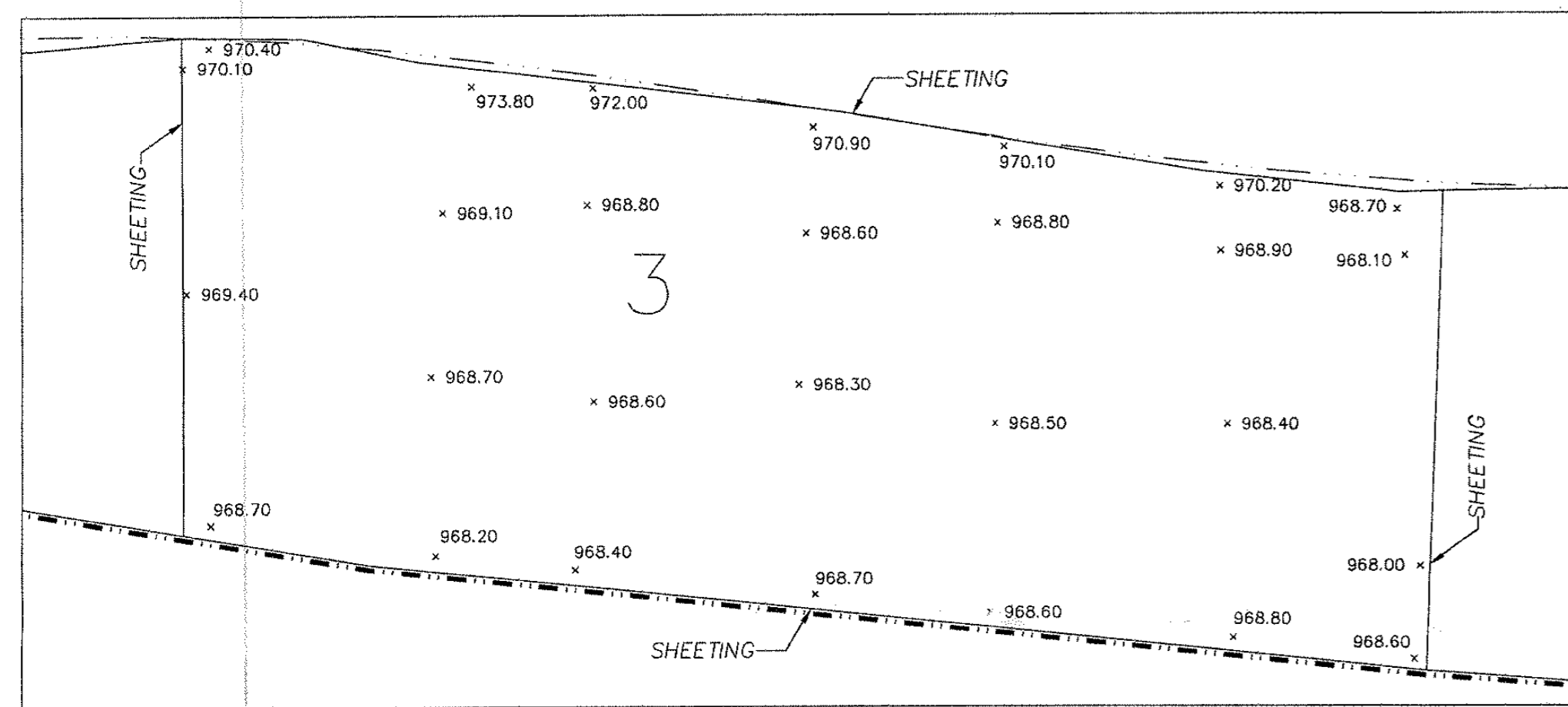
EXCAVATION DATA



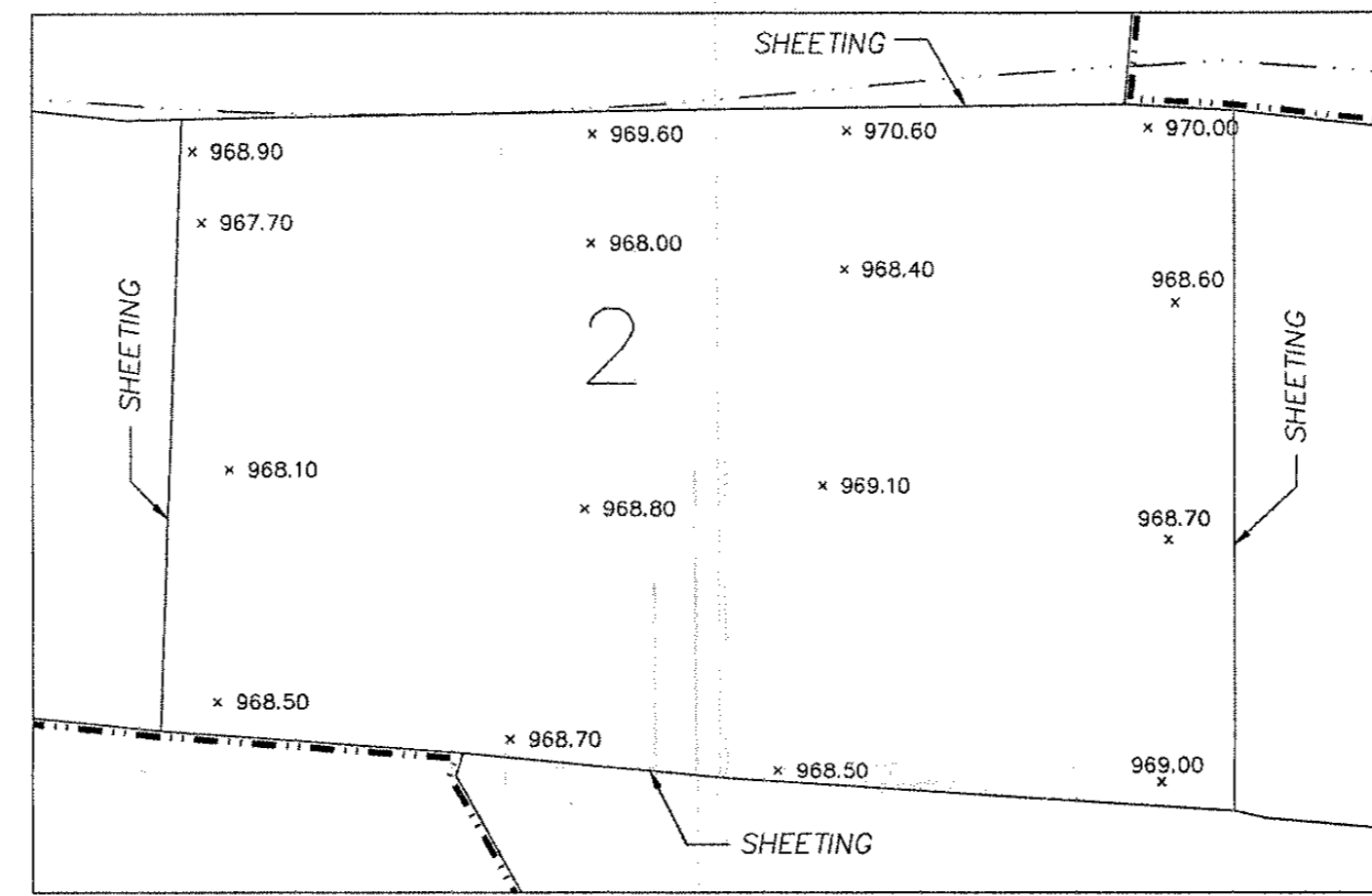
EXCAVATION DATA



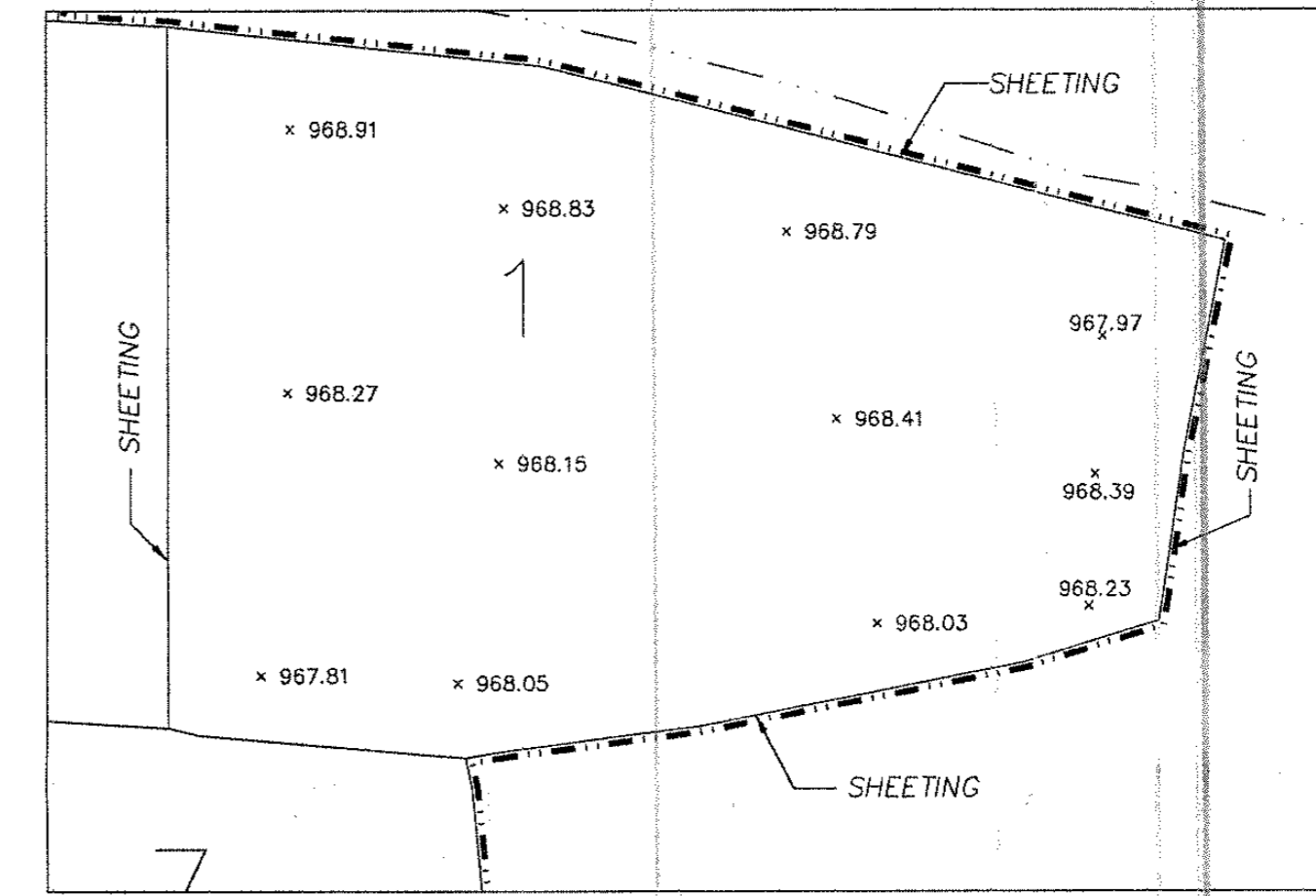
EXCAVATION DATA



AS BUILT RESTORATION



AS BUILT RESTORATION




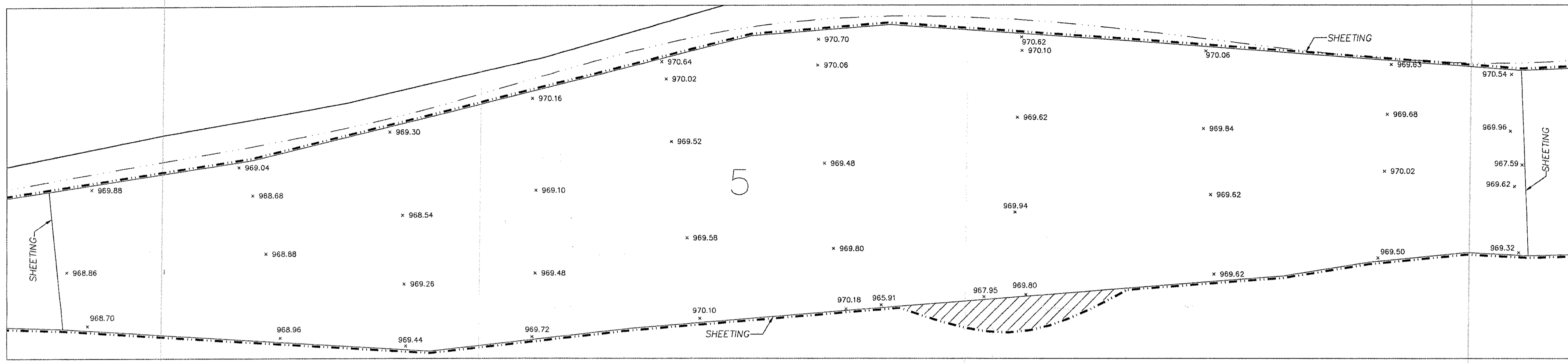
AS BUILT RESTORATION

**NOTE:**  
SEE KEY PLAN SHEET 1 OF 5 FOR GENERAL ARRANGEMENT

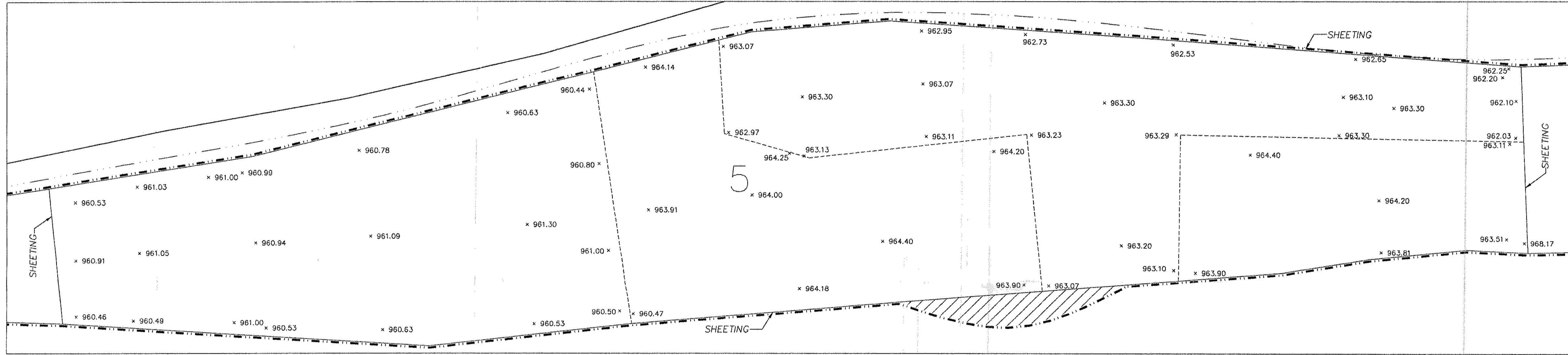
- LEGEND:**
- LIMITS OF EXCAVATION
  - EDGE OF WATER
  - STEEL SHEET PILING
  - INTERIOR EXCAVATION LIMITS

GENERAL ELECTRIC COMPANY BUILDING 68 - HOUSATONIC RIVER				
PITTSFIELD		MASSACHUSETTS		
SCALE	1"=10'	REV	DESCRIPTION	DATE
DATE	12/05/98			
DRN	CW	CKD	BP	
APVD				
COMP. CODE	BOOK NO.	CDU CODE	GE1017-1-AB1.DWG	
TITLE	AS BUILT EXCAVATION PLAN CELL 1-3		NO.	REV.
			GE1017-1-1AB	

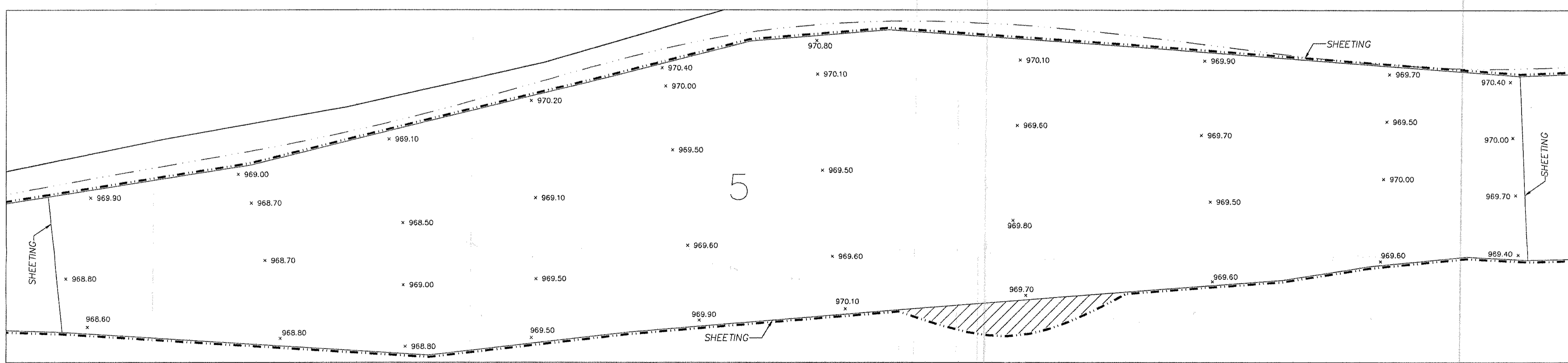




PRE EXCAVATION TOPOGRAPHY



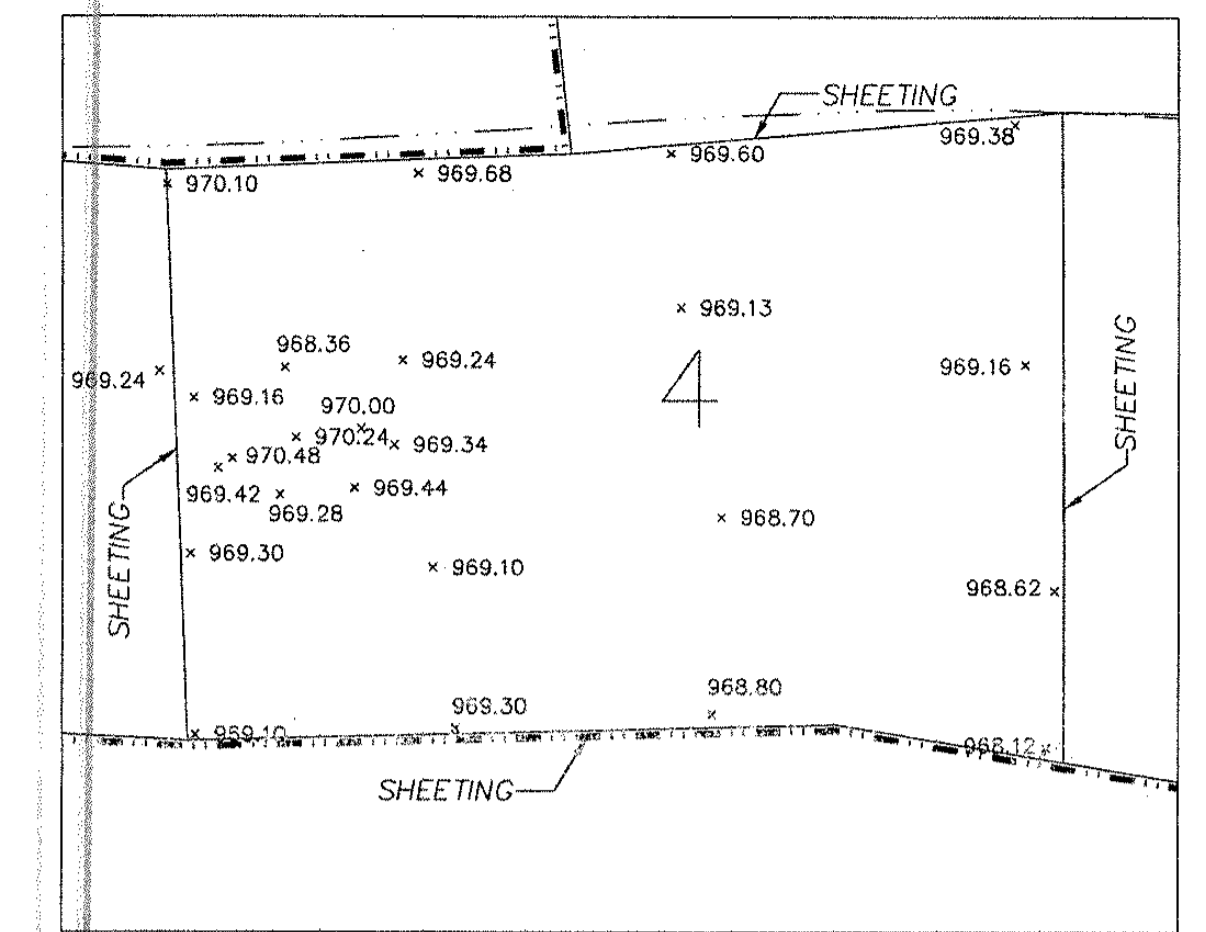
EXCAVATION DATA



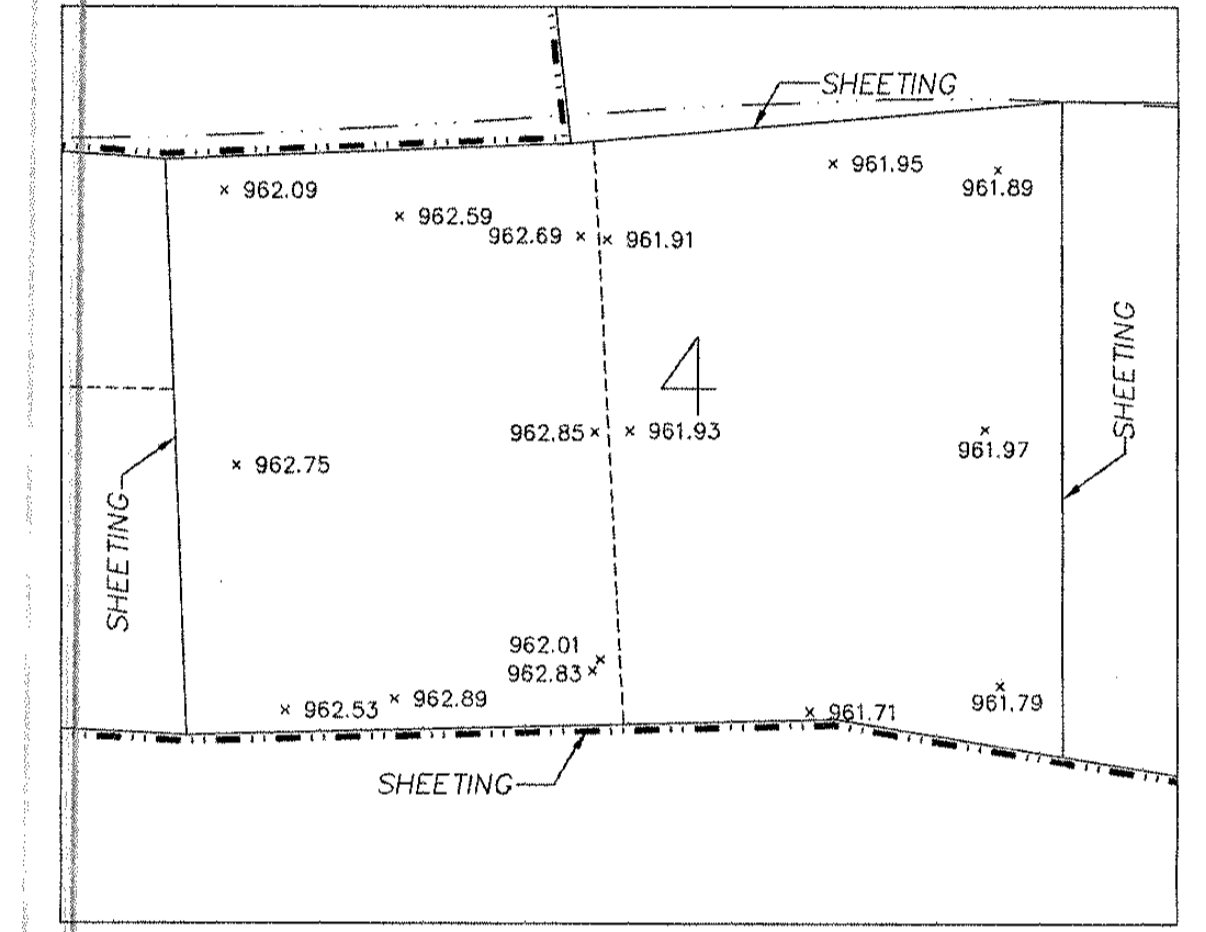
AS BUILT RESTORATION

NOTE:  
SEE KEY PLAN SHEET 1 OF 5 FOR GENERAL ARRANGEMENT

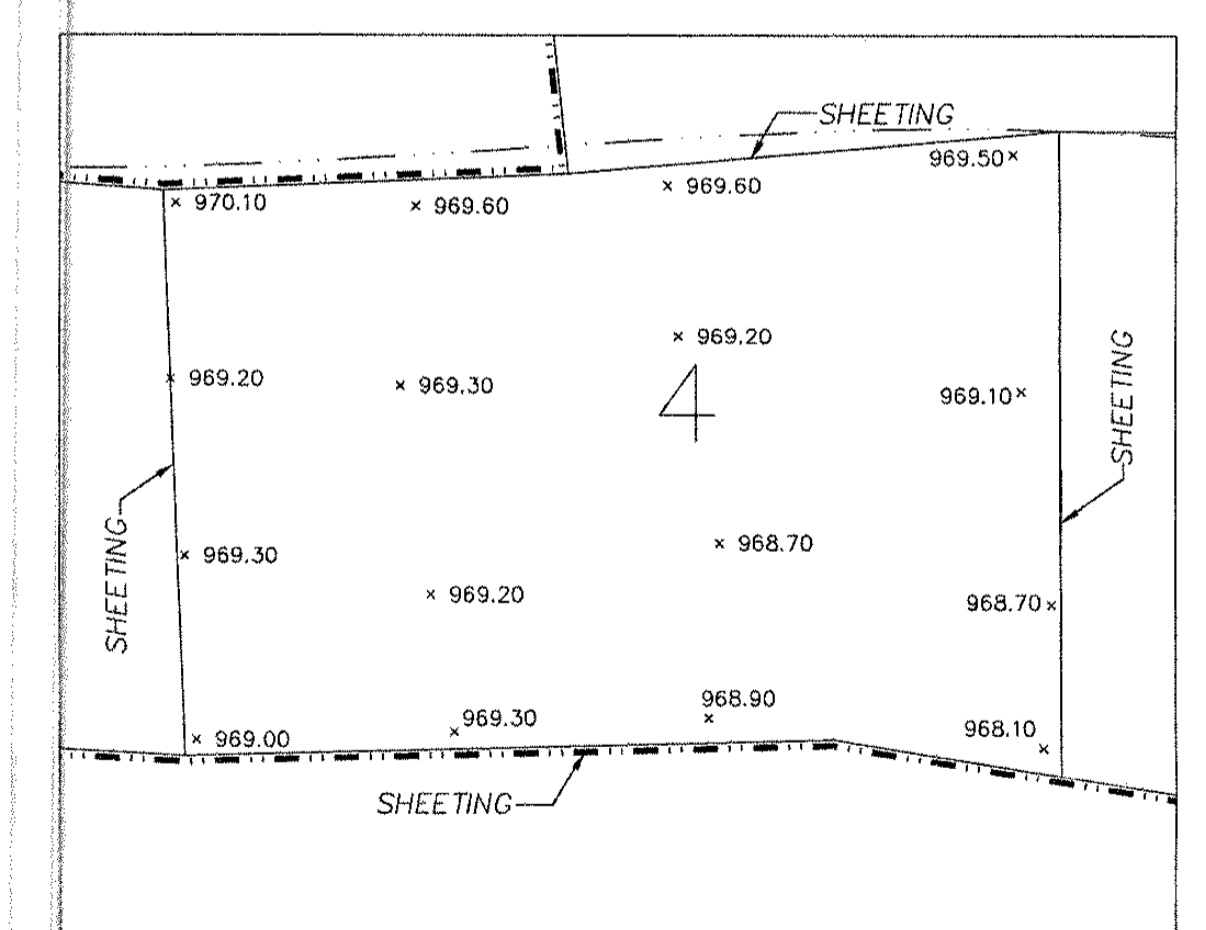
- LEGEND:
- LIMITS OF EXCAVATION
  - EDGE OF WATER
  - STEEL SHEET PILING
  - INTERIOR EXCAVATION LIMITS



PRE EXCAVATION TOPOGRAPHY




EXCAVATION DATA



AS BUILT RESTORATION

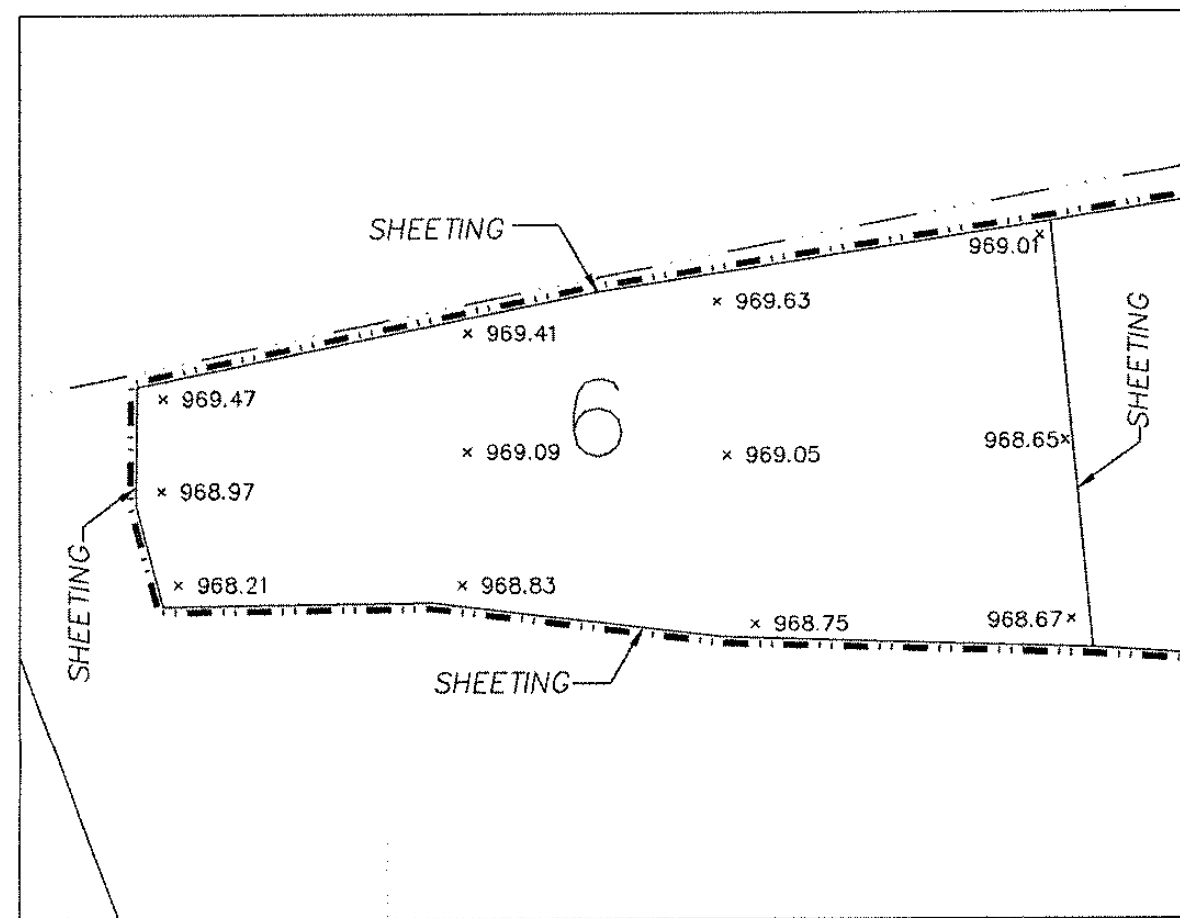
SHEET 3 OF 5

GENERAL ELECTRIC COMPANY  
BUILDING 68 - HOUSATONIC RIVER MASSACHUSETTS

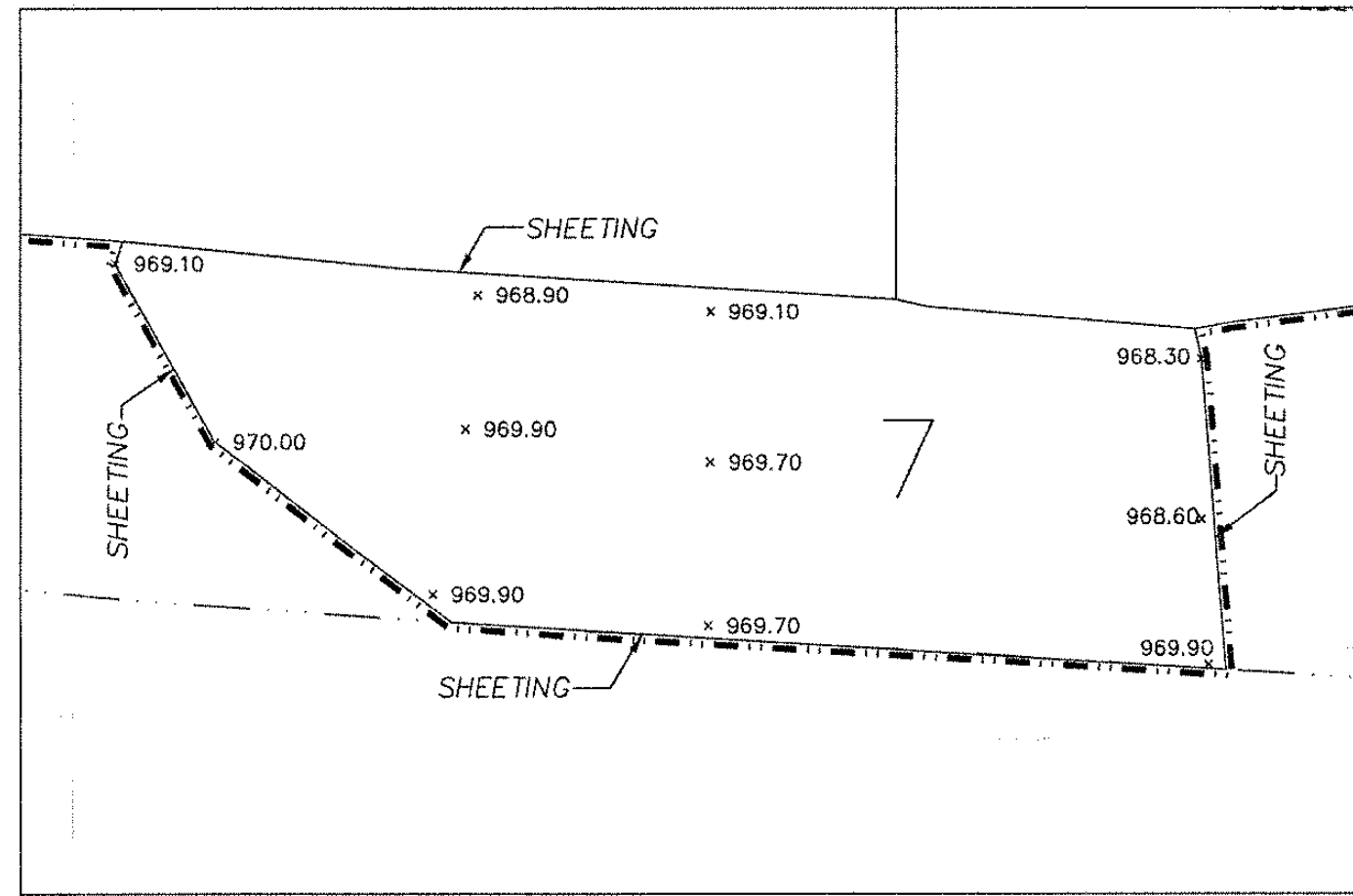


50 Depot Street  
Dalton, MA 01226  
(413) 684-0925

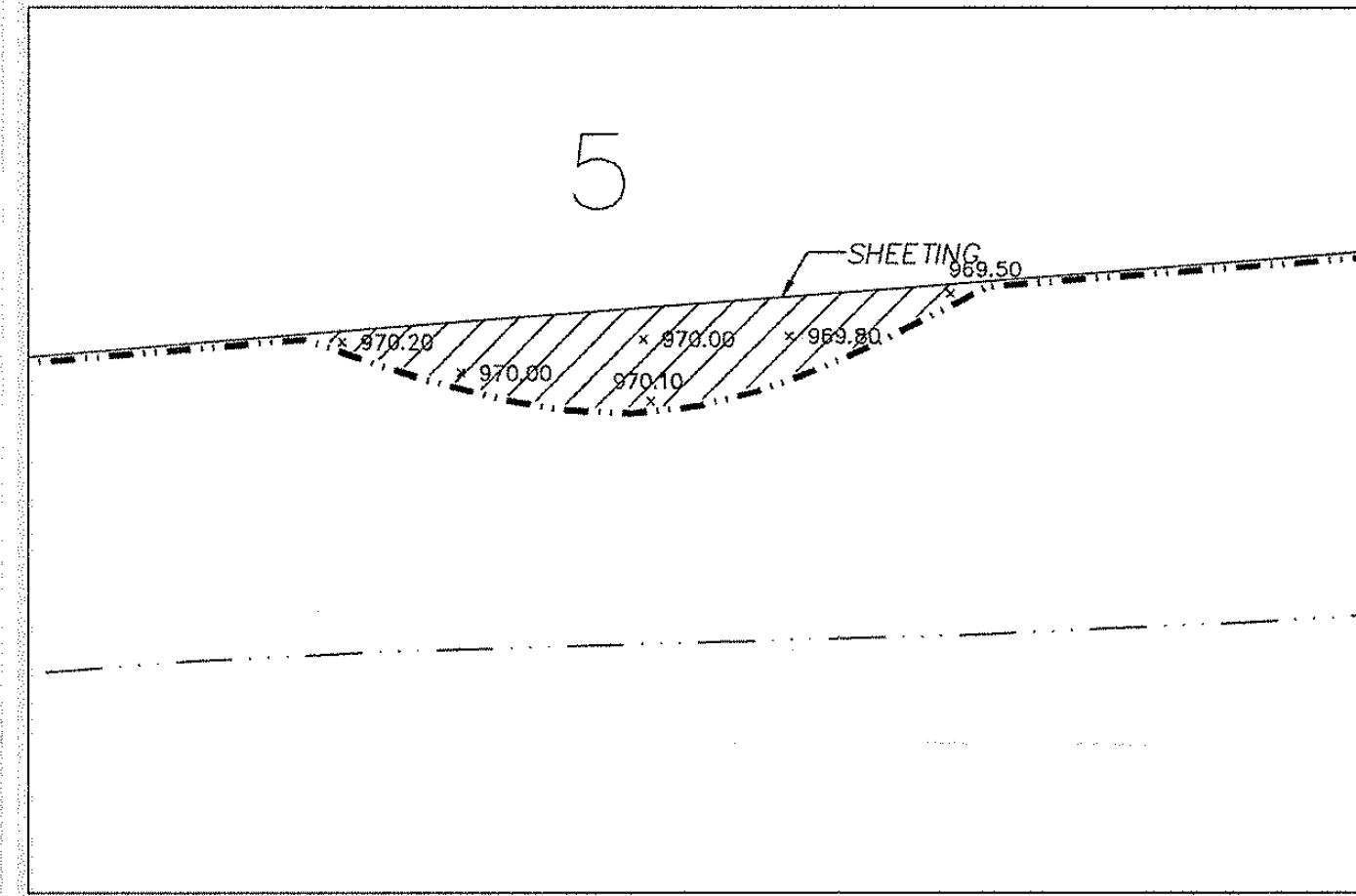
SCALE	REV	DESCRIPTION	DRN	CA/N	DK/L
1"=10"					
DATE	12/05/98				
DRN	GW	BP			
APP'D:					
COMP CODE		BOOK NO.		DAO CODE	GE1017-1-AB2.DWG
TITLE	AS BUILT EXCAVATION PLAN CELL 4 & 5			NO.	GE1017-1-1AB



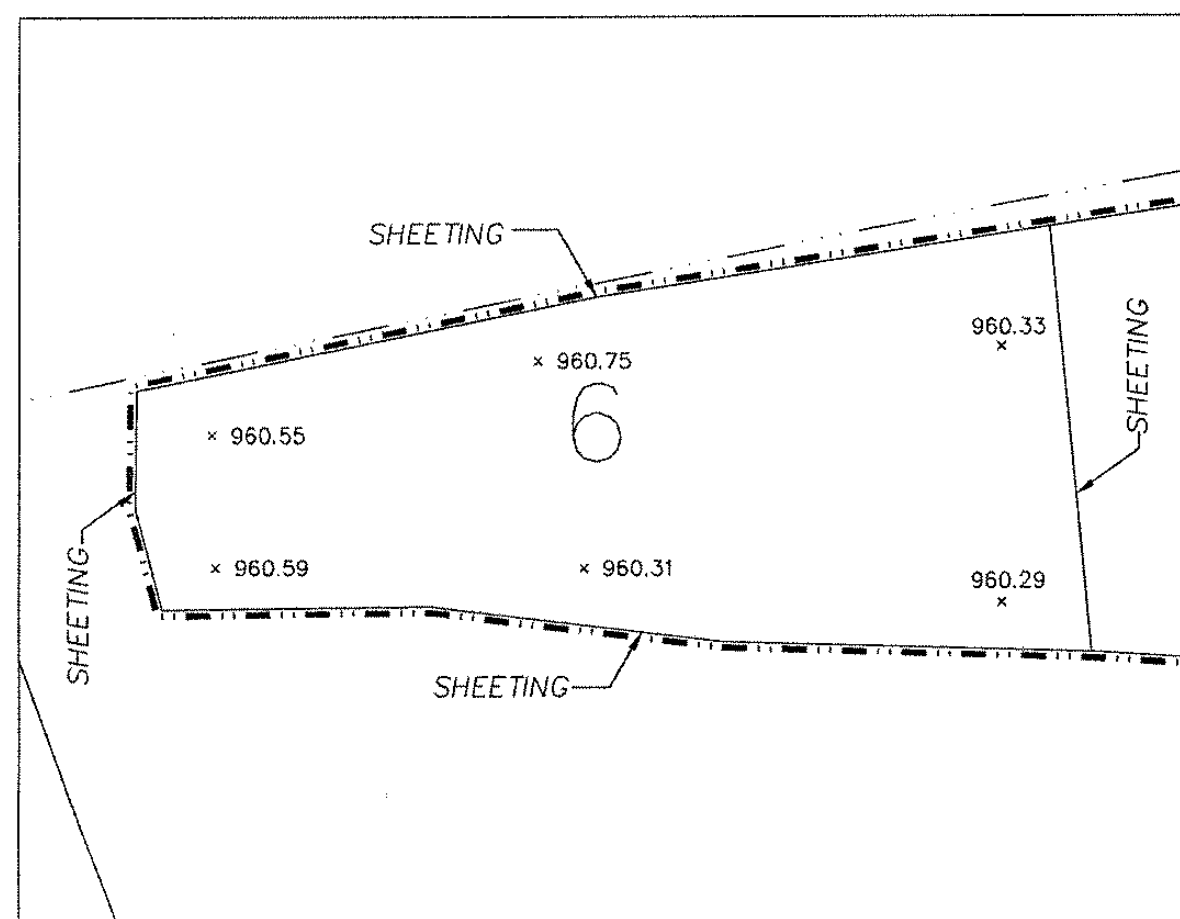
PRE EXCAVATION TOPOGRAPHY



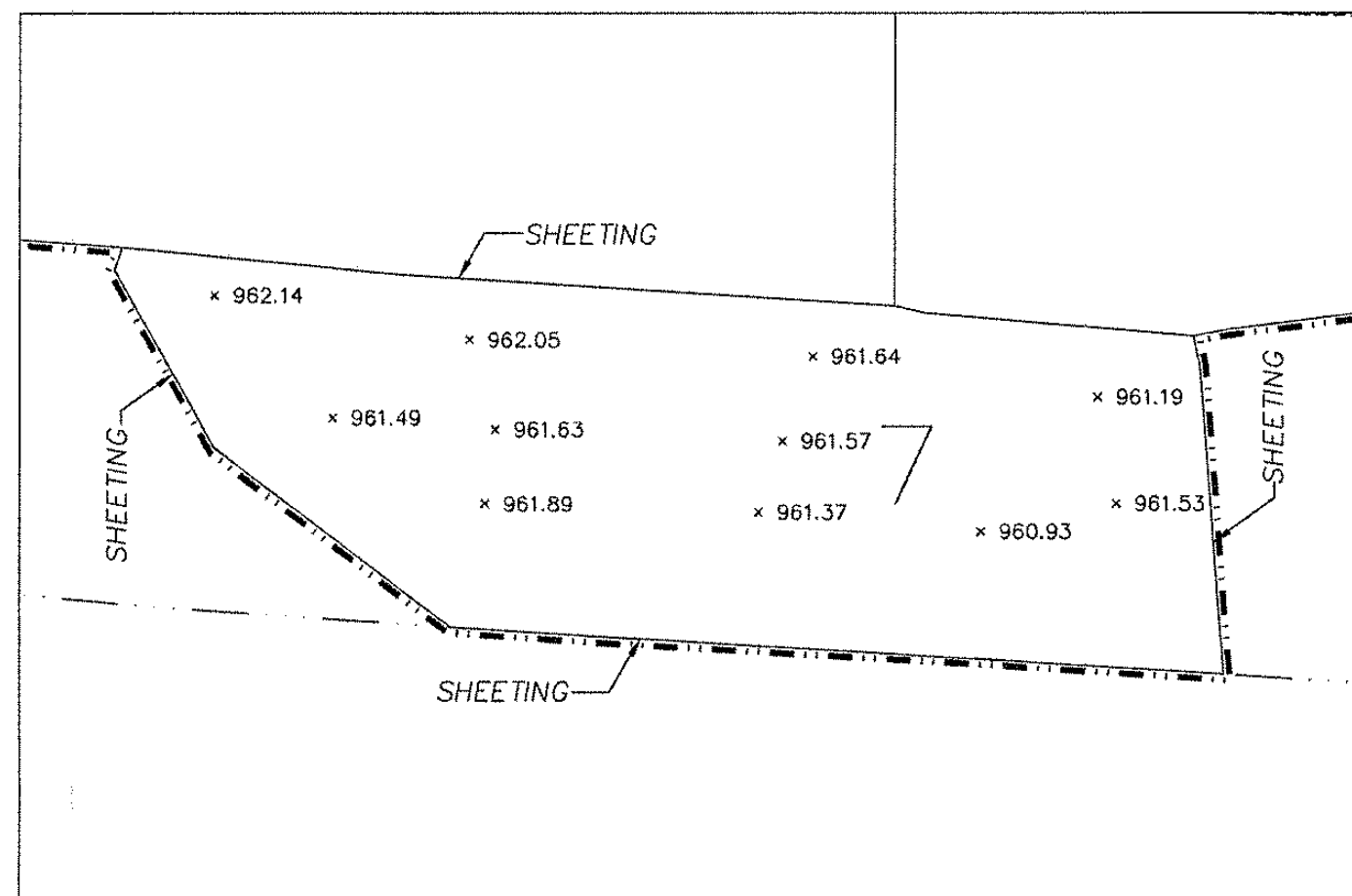
PRE EXCAVATION TOPOGRAPHY



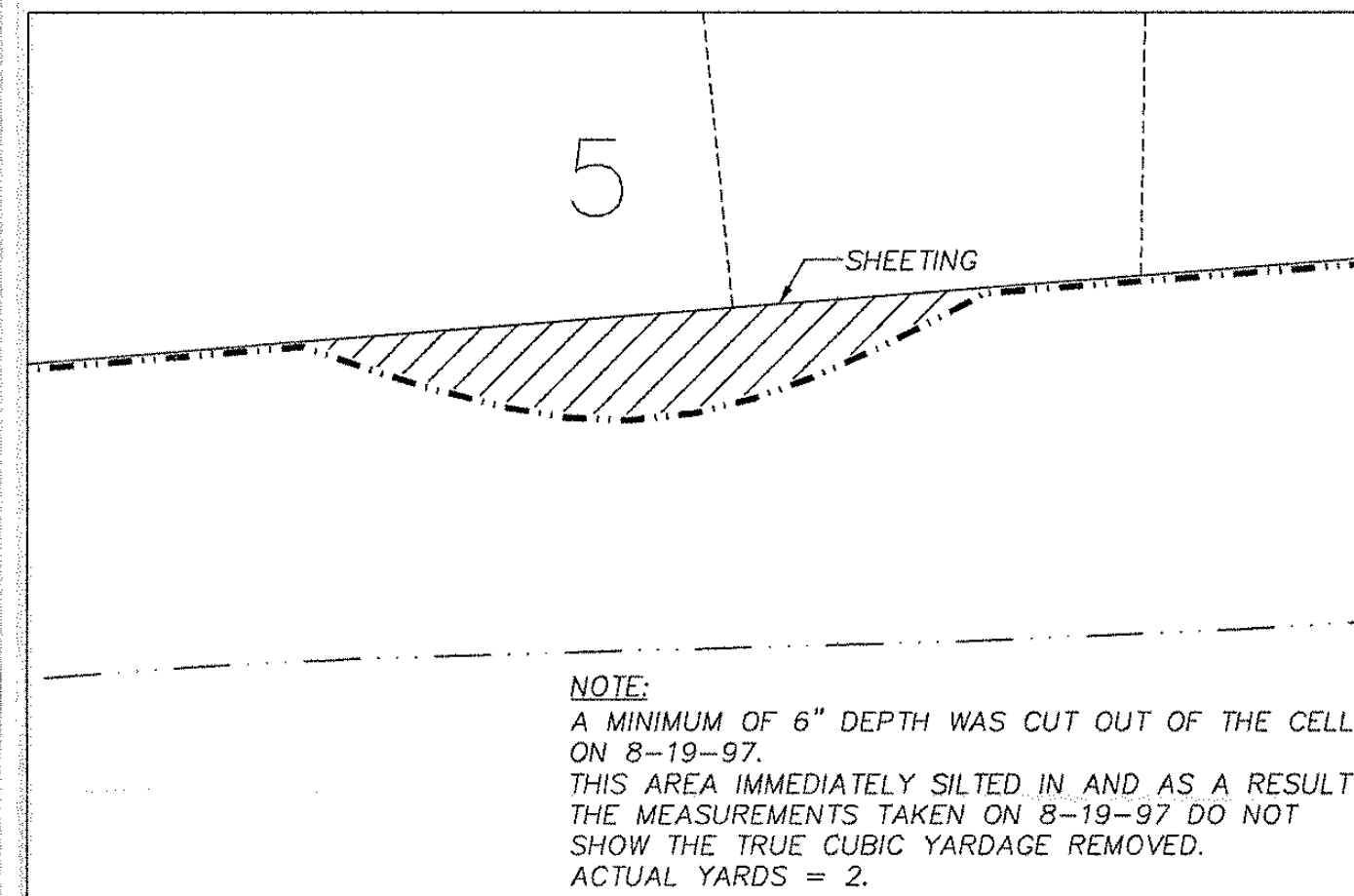
PRE EXCAVATION TOPOGRAPHY



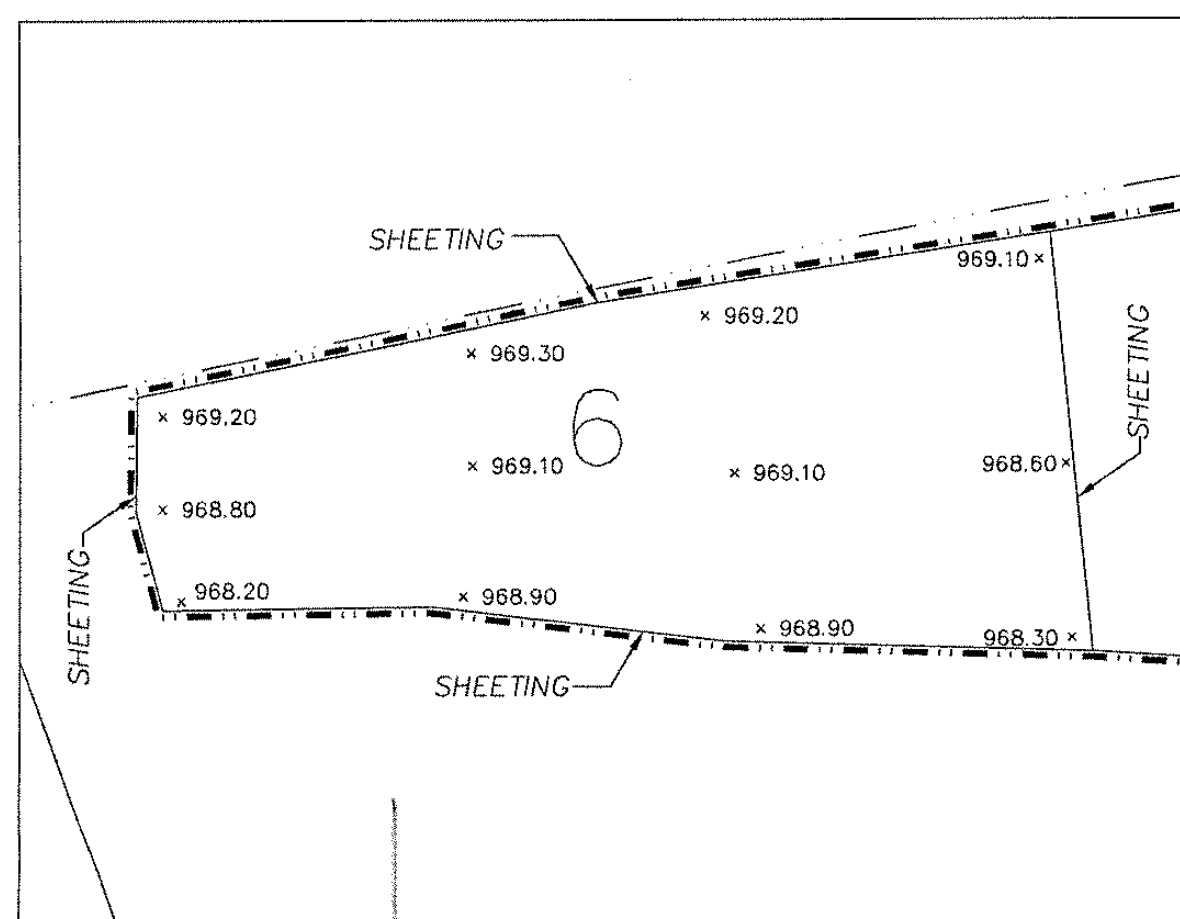
EXCAVATION DATA



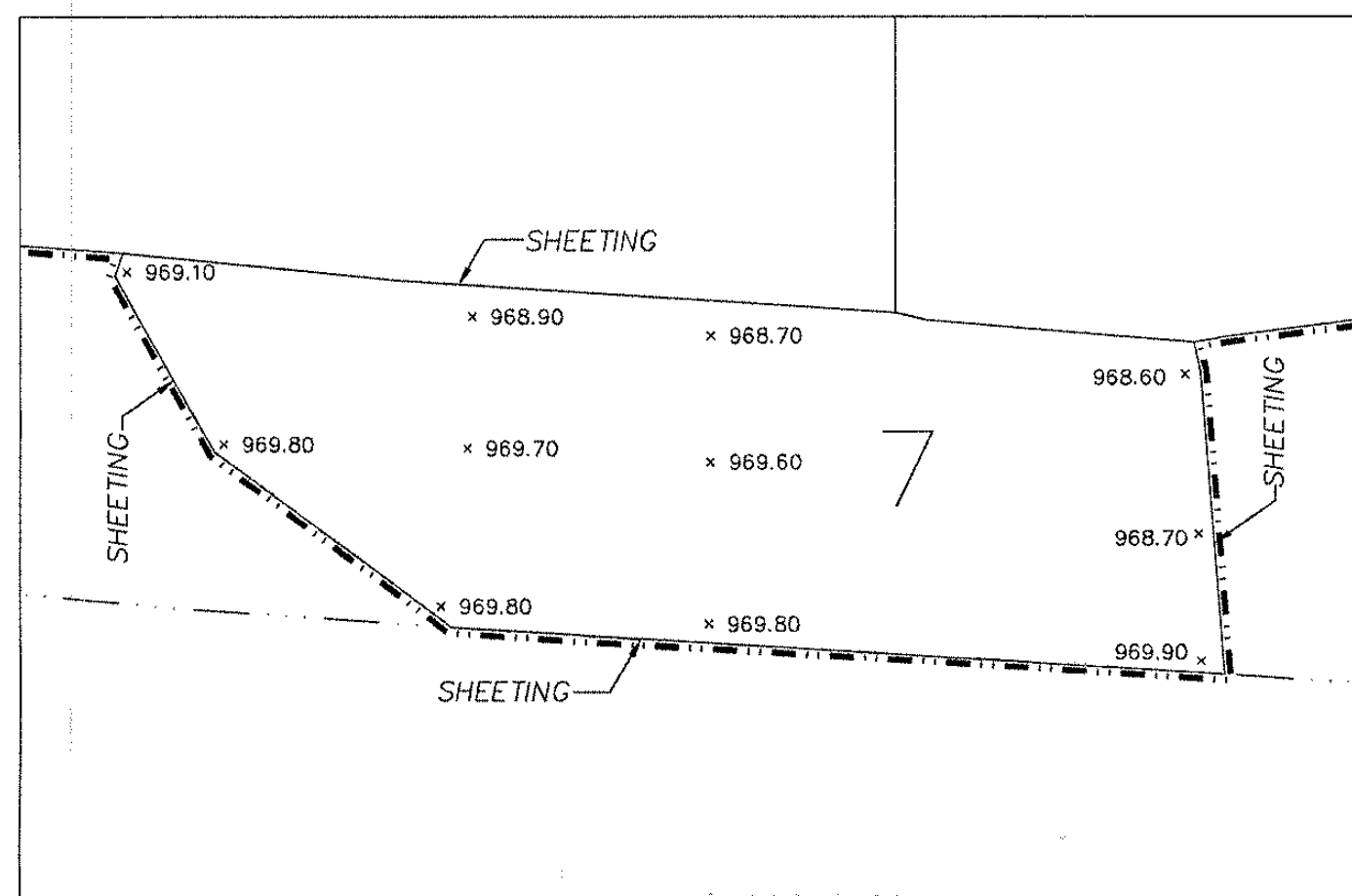
EXCAVATION DATA



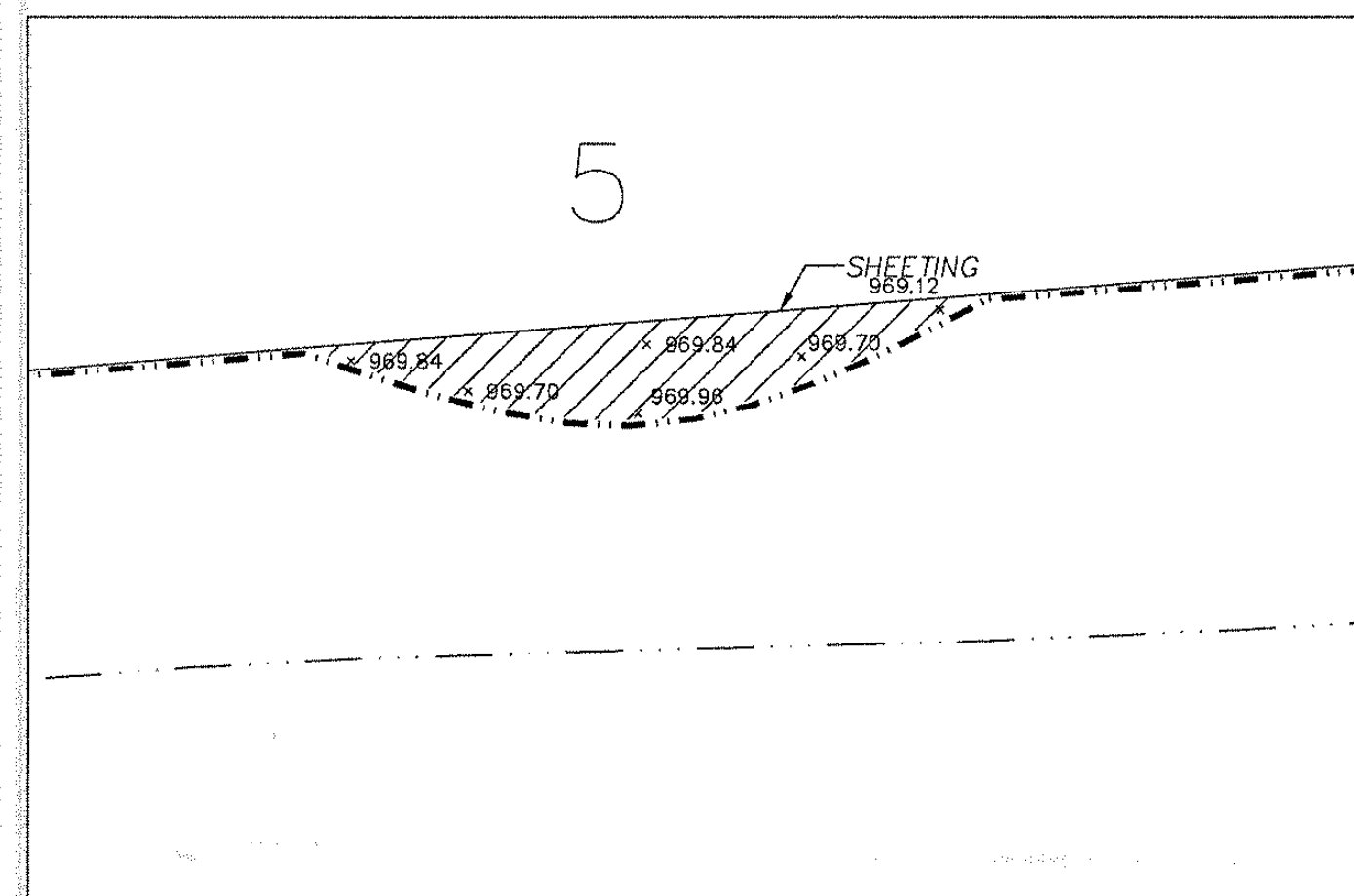
EXCAVATION DATA



AS BUILT RESTORATION



AS BUILT RESTORATION



AS BUILT RESTORATION

NOTE:  
SEE KEY PLAN SHEET 1 OF 5 FOR GENERAL ARRANGEMENT

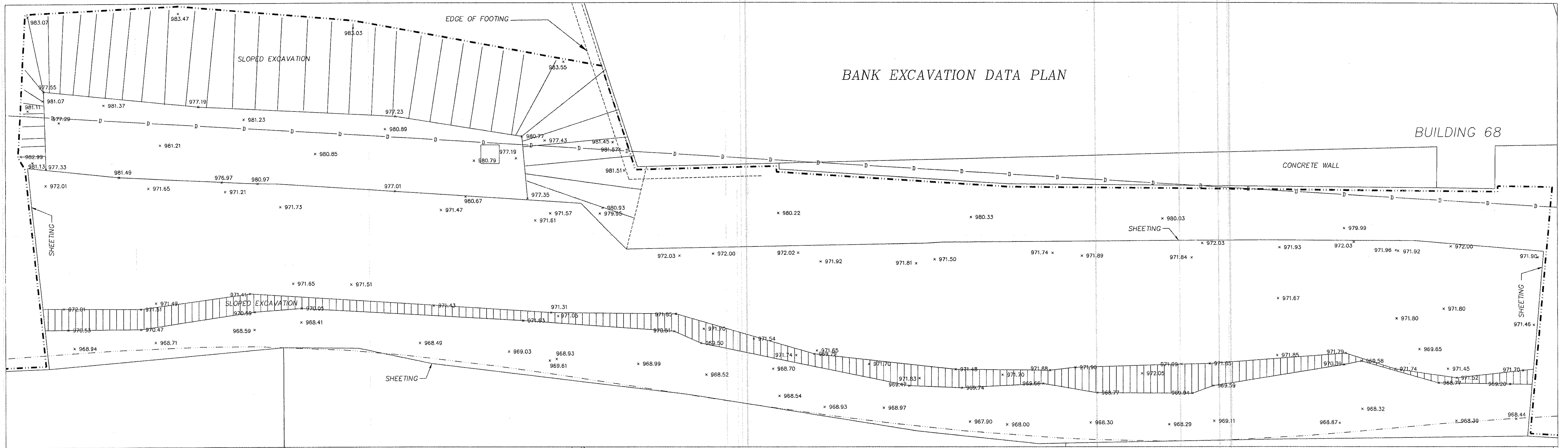
LEGEND:  
 - - - - - LIMITS OF EXCAVATION  
 - - - - - EDGE OF WATER  
 - - - - - STEEL SHEET PILING  
 - - - - - INTERIOR EXCAVATION LIMITS

GENERAL ELECTRIC COMPANY			
BUILDING 68 - HOUSATONIC RIVER			
PITTSFIELD		MASSACHUSETTS	
SCALE	1"=10"	DESCRIPTION	DATE
DATE	12/05/98	DRN	CKN
DRN	CW	BP	
APVD:			
COMP. CODE	BOOK NO.	LOAD CODE	GE1017-1-AB3.DWG
TITLE		NO.	REV.
AS BUILT EXCAVATION PLAN		9E1017-1-1AB	
CELL 6 & 7			

50 Depot Street  
 Dalton, MA 01226  
 (413) 684-0925

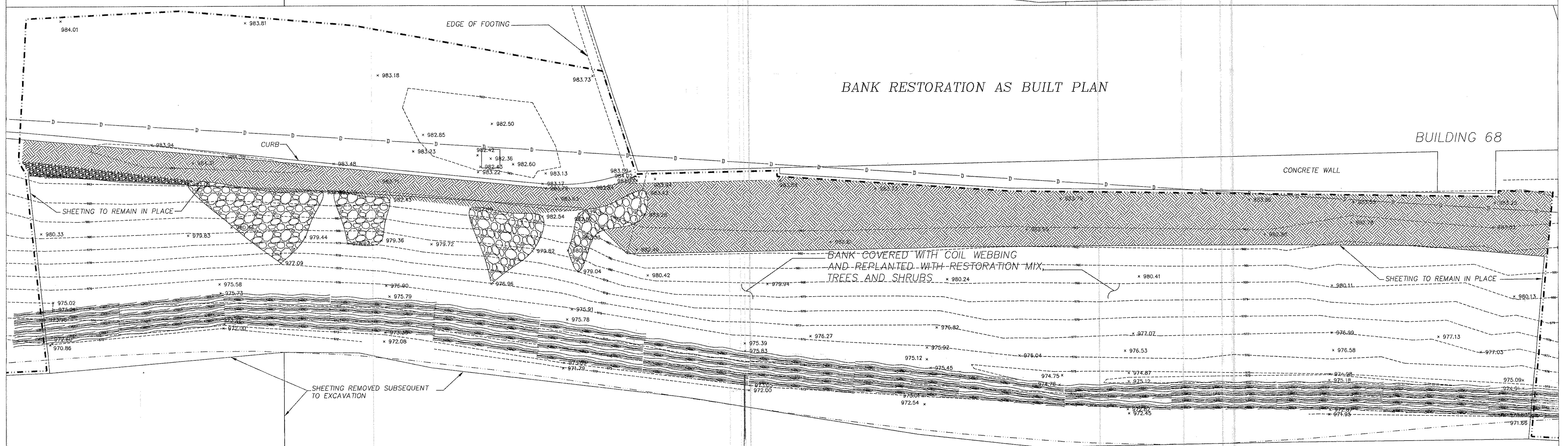
Hill  
 engineers  
 architects  
 planners





BANK EXCAVATION DATA PLAN

BUILDING 68



BANK RESTORATION AS BUILT PLAN

BUILDING 68


SEE KEY PLAN SHEET 1 OF 5

**LEGEND**

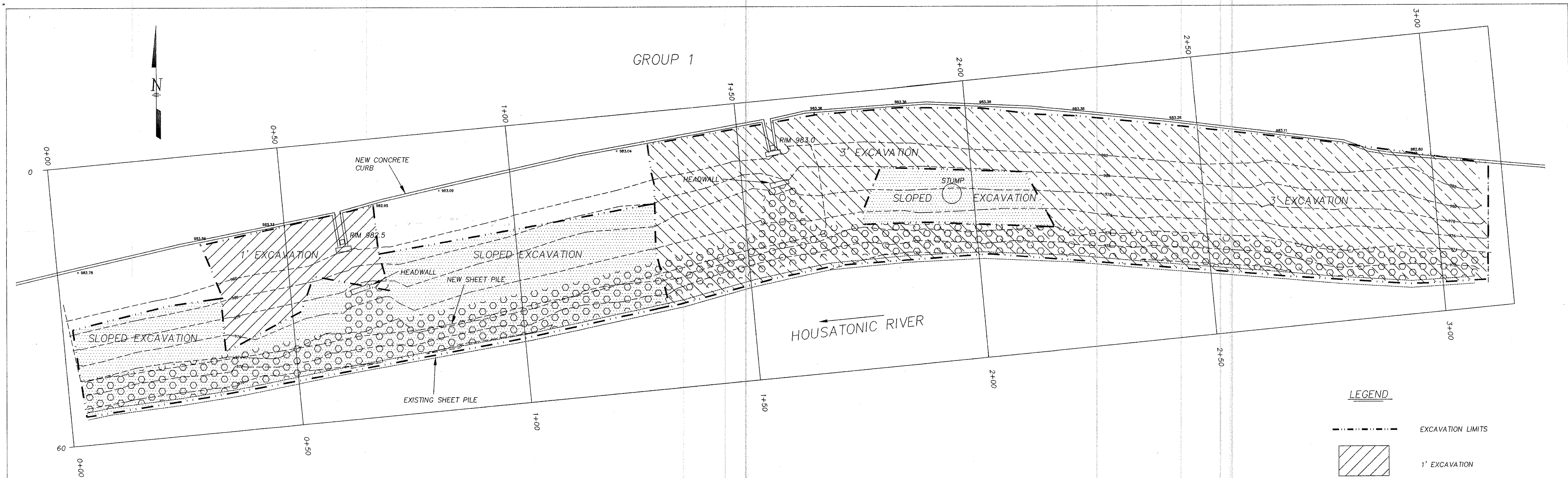
	FABRIC		LIMITS OF EXCAVATION
	RIP RAP		EDGE OF WATER 1-30-97
	12" DIA BIO LOGS		SMALL STONE

FOR PRE-EXCAVATION TOPOGRAPHY SEE BLASLAND, BOUCK AND LEE DRAWING FIGURE 6-1 BUILDING 68 AREA REMOVAL ACTION WORK PLAN.

SHEET 5 OF 5 PITTSFIELD MASSACHUSETTS



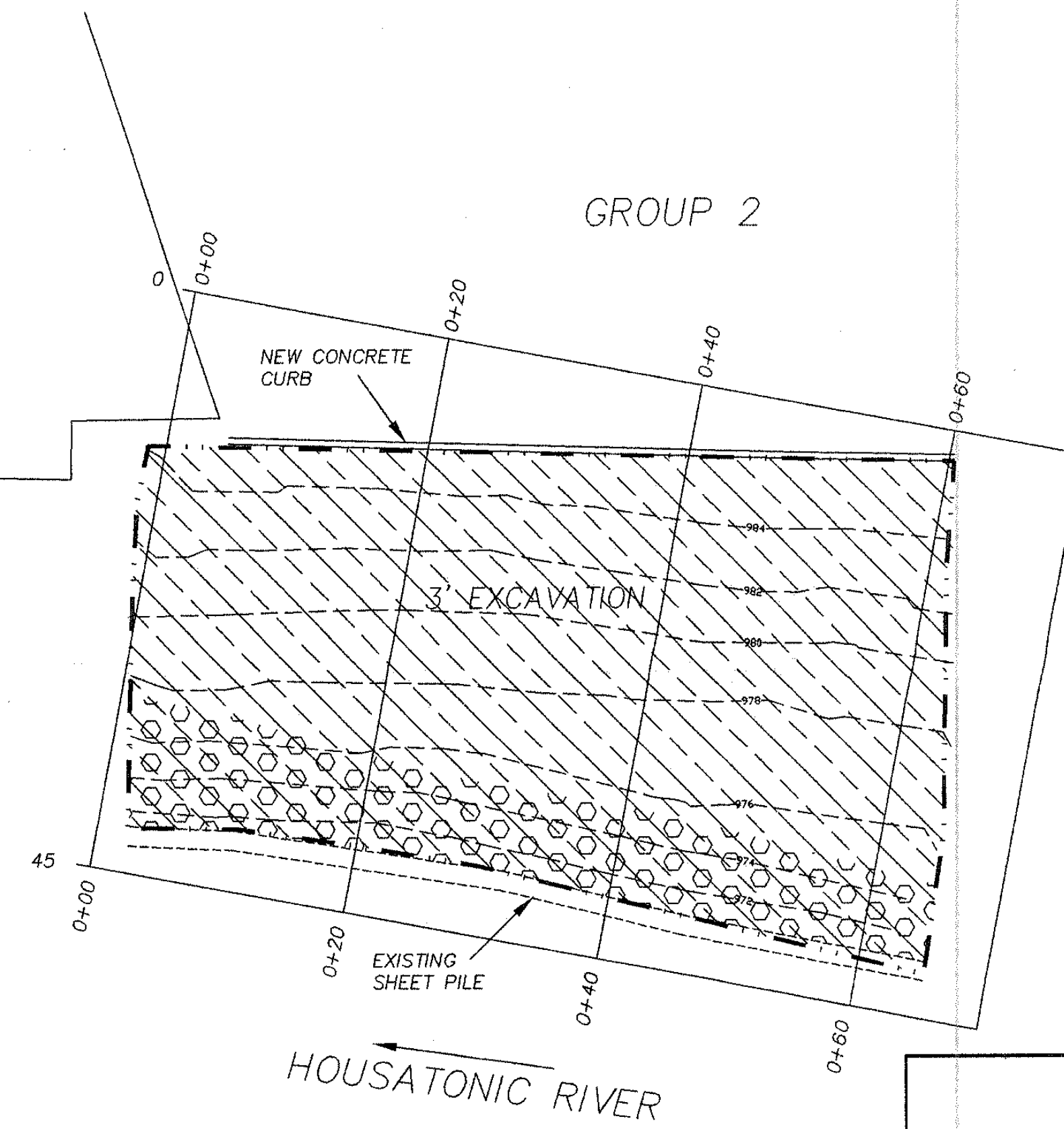
SCALE	REV.	DESCRIPTION	DRN	CRN	DATE
1"=5'					
DATE	12/05/98				
DRN	GW	BP			
APPROVED					
A GENERAL REVISIONS			FJS	BP	11/3/99
PROJECT CODE			BOOK NO.		NO. OF SHEETS
TITLE			PROJECT NO.		REV.
AS BUILT EXCAVATION PLAN			GE1017-1-1AB		A
BANK					



BUILDING 68

SEE HILL DWG GE-1017-1-1AB FOR BANK EXCAVATION DONE IN 1997

SEE AS-BUILT EXCAVATION SECTIONS SHEETS 2, 3, AND 4



**LEGEND**

	EXCAVATION LIMITS
	1' EXCAVATION
	RIP-RAP
	3' EXCAVATION
	SLOPED EXCAVATION

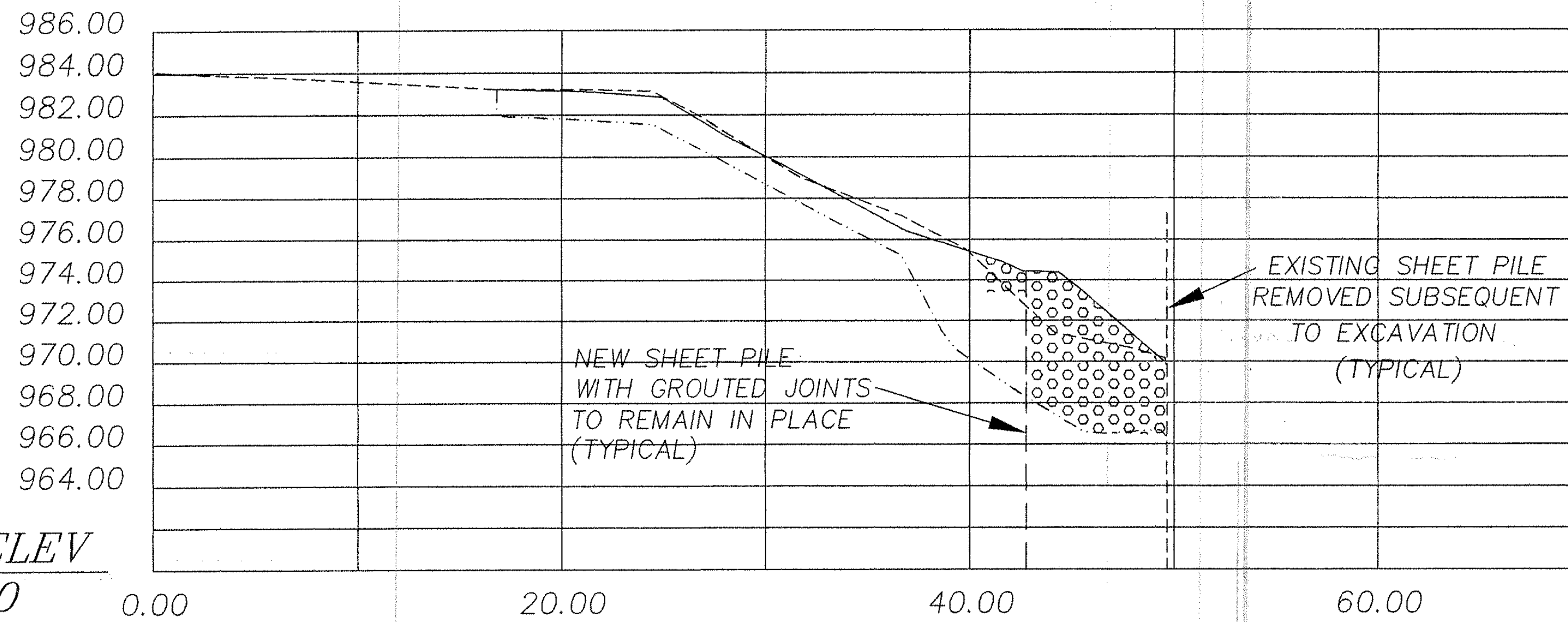
**NOTES**

- HORIZONTAL AND VERTICAL CONTROL SUPPLIED BY BLASLAND, BOUCK & LEE.
- FOR REFERENCE SEE PLANS BY BLASLAND, BOUCK & LEE ENTITLED "BUILDING 68 AREA, PROPOSED LIMITS OF BANK REMOVAL", DRAWING NO. 20193B01.DWG AND "BUILDING 68 AREA, ADDITIONAL EXCAVATION ACTIVITIES AND RUNOFF CONTROL" DRAWING NO. 20143G02.DWG.
- PRE-EXCAVATION CONDITIONS SHOWN ARE AS OF NOVEMBER 2, 1998. EXCAVATION OCCURRED FROM NOVEMBER 3 TO DECEMBER 18, 1998. AS-BUILT CONDITIONS SHOWN ARE AS OF DECEMBER 21, 1998.

SHEET 1 OF 4

GENERAL ELECTRIC COMPANY			
BANK REMEDIATION - BUILDING 68 - HOUSATONIC RIVER			
PITTSFIELD		MASSACHUSETTS	
SCALE	1"=10'	REV	
DATE	1/30/99	DESCRIPTION	
DRN	DH	CR'D	BP
AP'VD			
COMP. CODE		BOOK NO.	
TITLE	AS-BUILT EXCAVATION PLAN		NO.
		CAD CODE	1017-1AB.DWG
			REV.

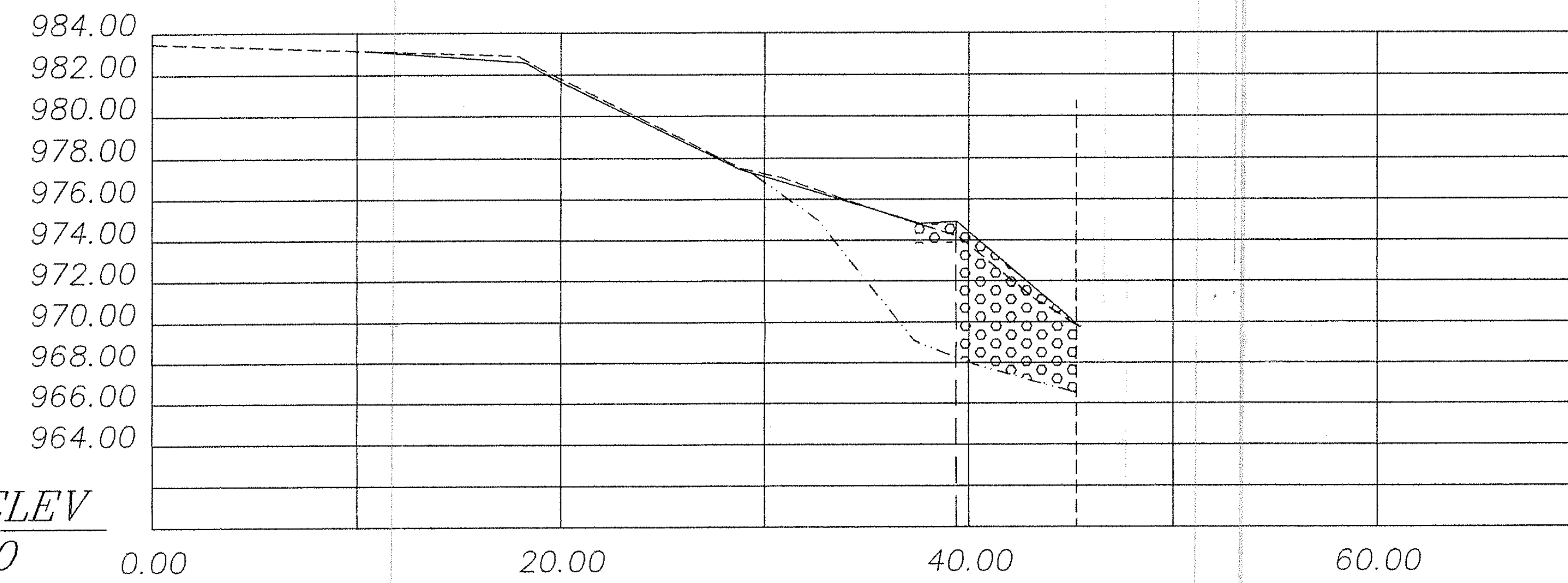
Hill  
engineers  
architects  
planners  
50 Depot Street  
Dalton, MA 01226  
(413) 684-0325



DATUM ELEV

960.00

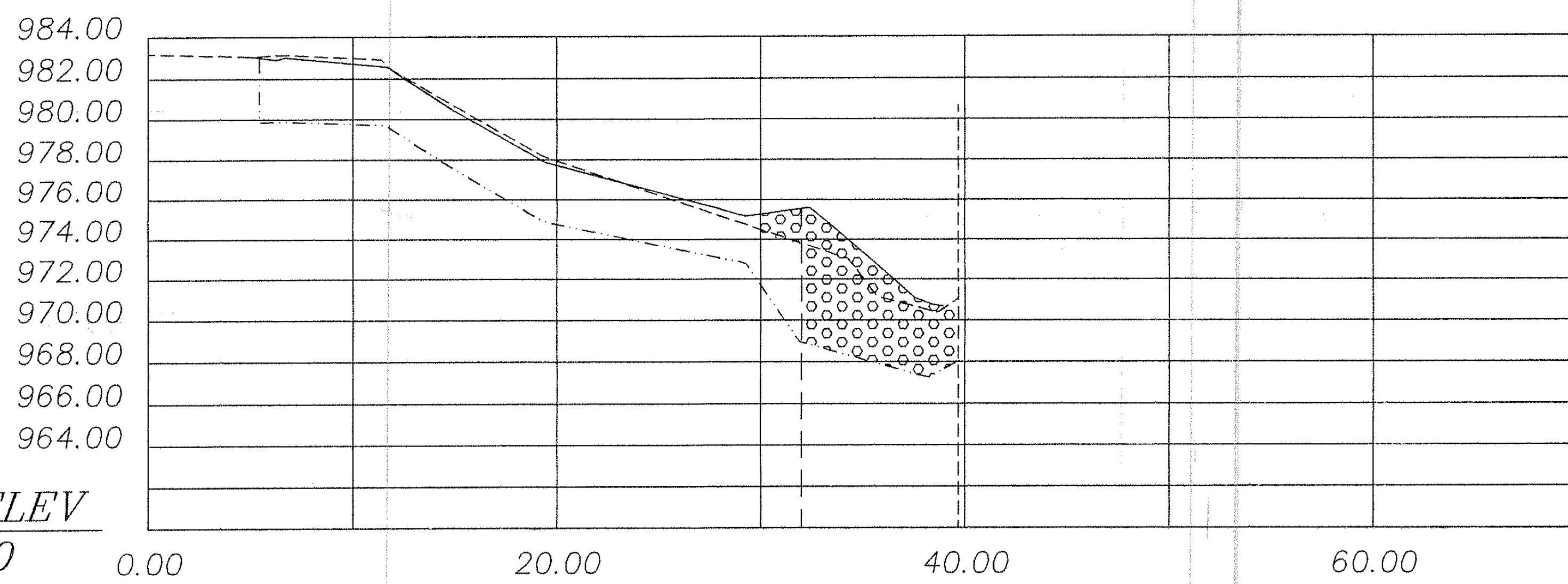
GROUP 1  
SECTION 50



DATUM ELEV

960.00

GROUP 1  
SECTION 100



DATUM ELEV

960.00


GROUP 1  
SECTION 150

LEGEND

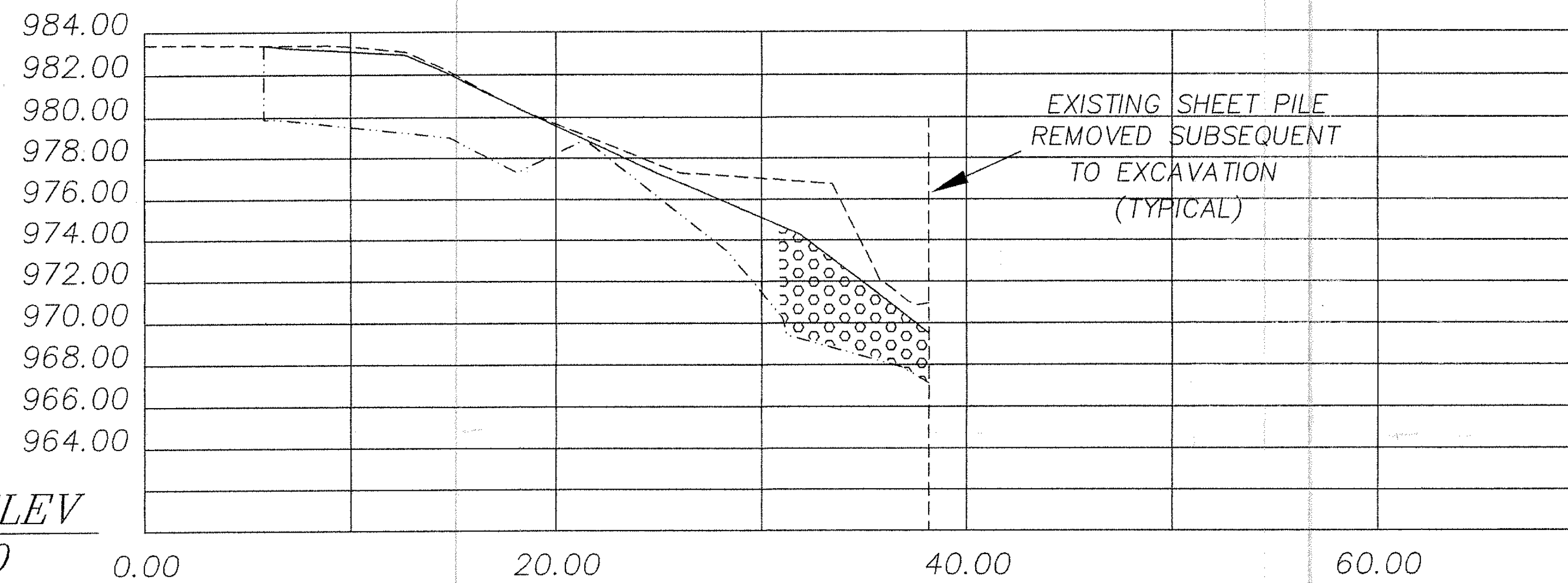
	FINISH GRADE
	ORIGINAL GRADE
	EXCAVATED GRADE
	RIP-RAP

SEE AS-BUILT EXCAVATION PLAN/SECTIONS  
SHEETS 1, 3, AND 4

SHEET 2 OF 4



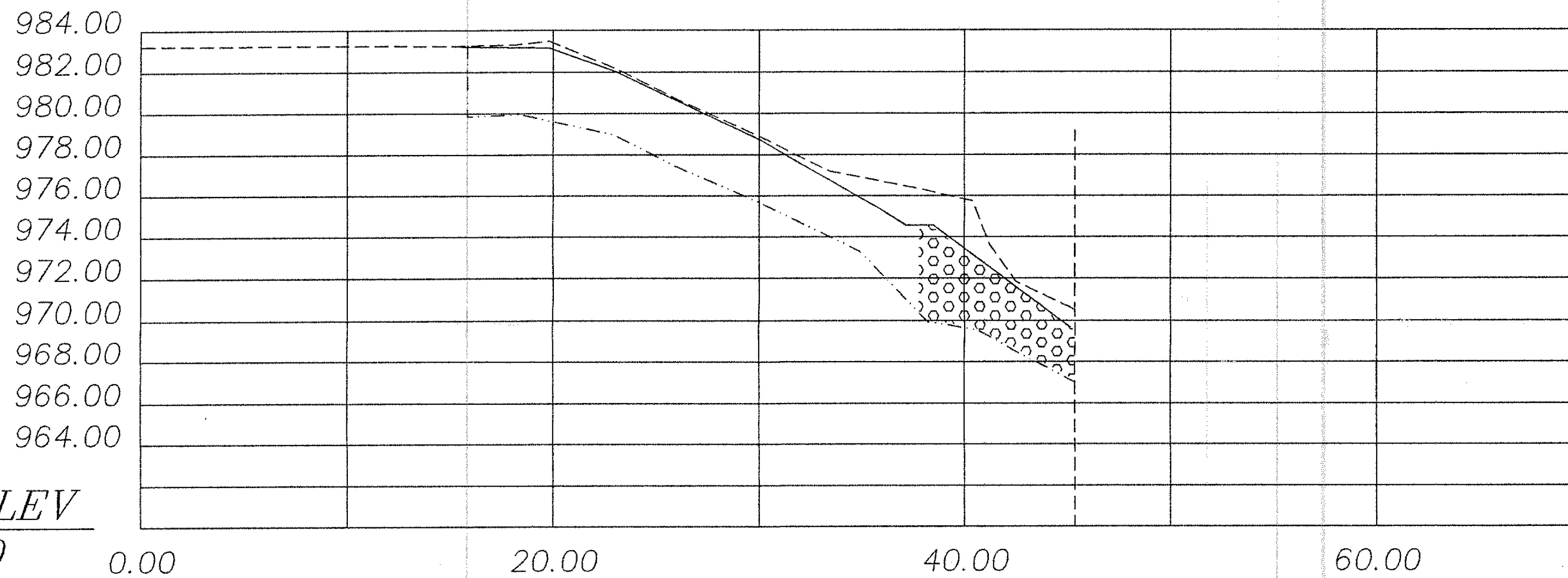
GENERAL ELEVATION		PITTSFIELD		MASSACHUSETTS	
SCALE	1"=5'	REV		DESCRIPTION	
DATE	1/30/99	DR/N	DH	CK'D	BP
AP'VD	A	GENERAL REVISIONS		FJS	BP 11/3/99
COMP. CODE		BOOK NO.		CAD CODE	1017-1AB.DWG
TITLE	AS-BUILT EXCAVATION SECTIONS		NO.	GE1017-1-2AB	REV.
					A



DATUM ELEV

960.00

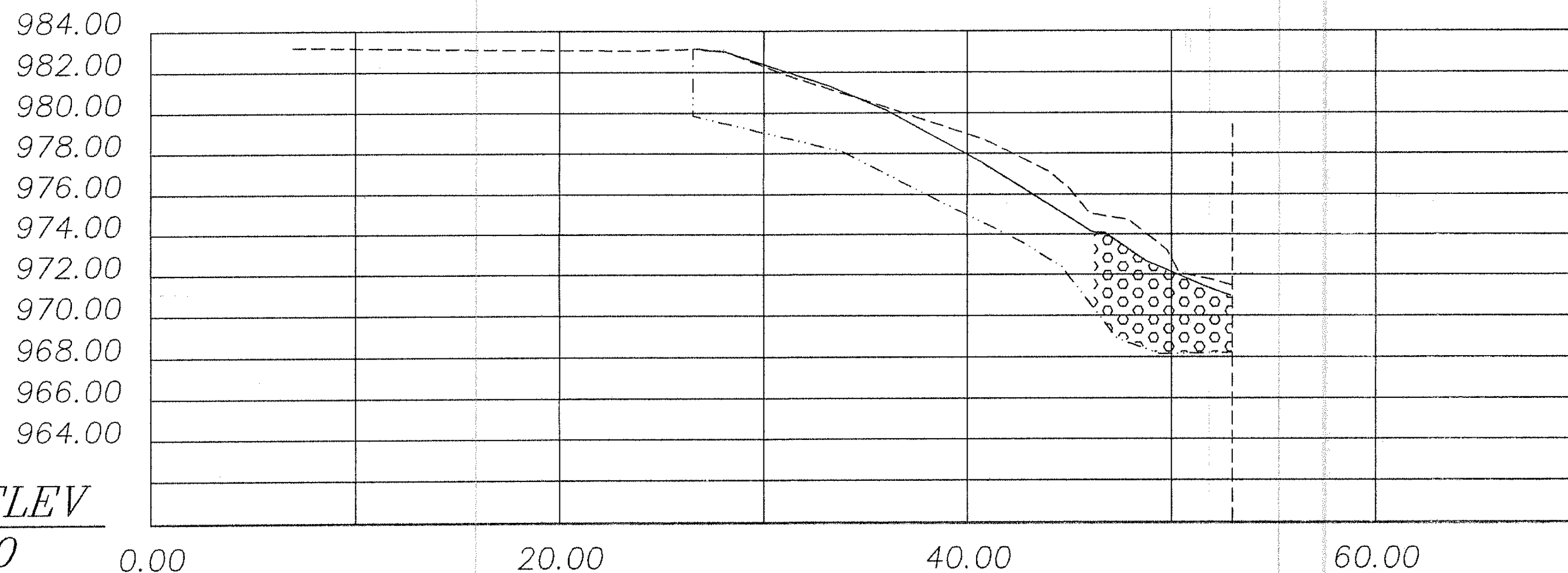
GROUP 1  
SECTION 200



DATUM ELEV

960.00

GROUP 1  
SECTION 250



DATUM ELEV

960.00


GROUP 1  
SECTION 300

LEGEND

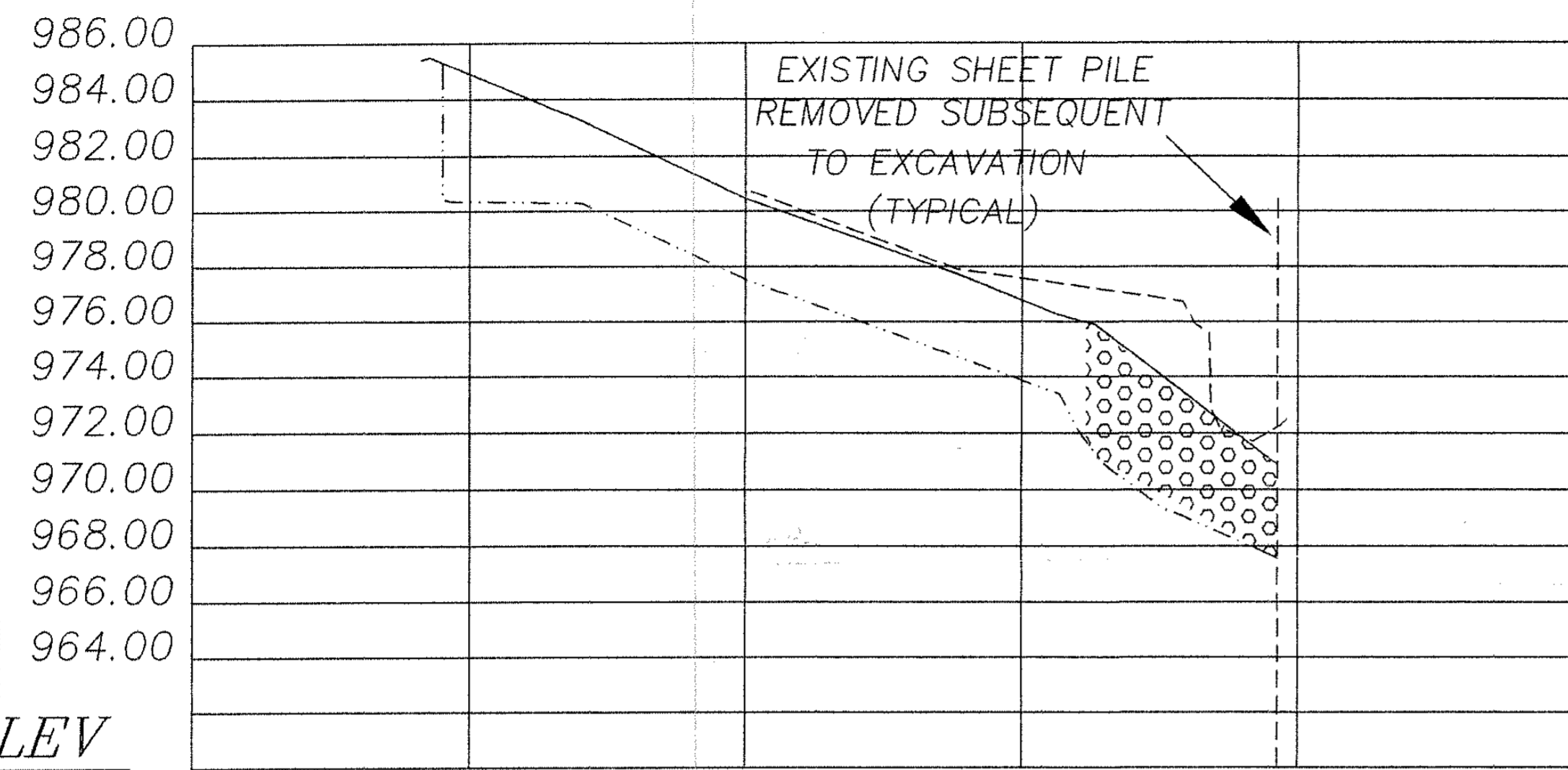
- FINISH GRADE
- - - ORIGINAL GRADE
- - - EXCAVATED GRADE
- ◻ RIP-RAP

SEE AS-BUILT EXCAVATION PLAN/SECTIONS  
SHEETS 1, 2, AND 4

SHEET 3 OF 4



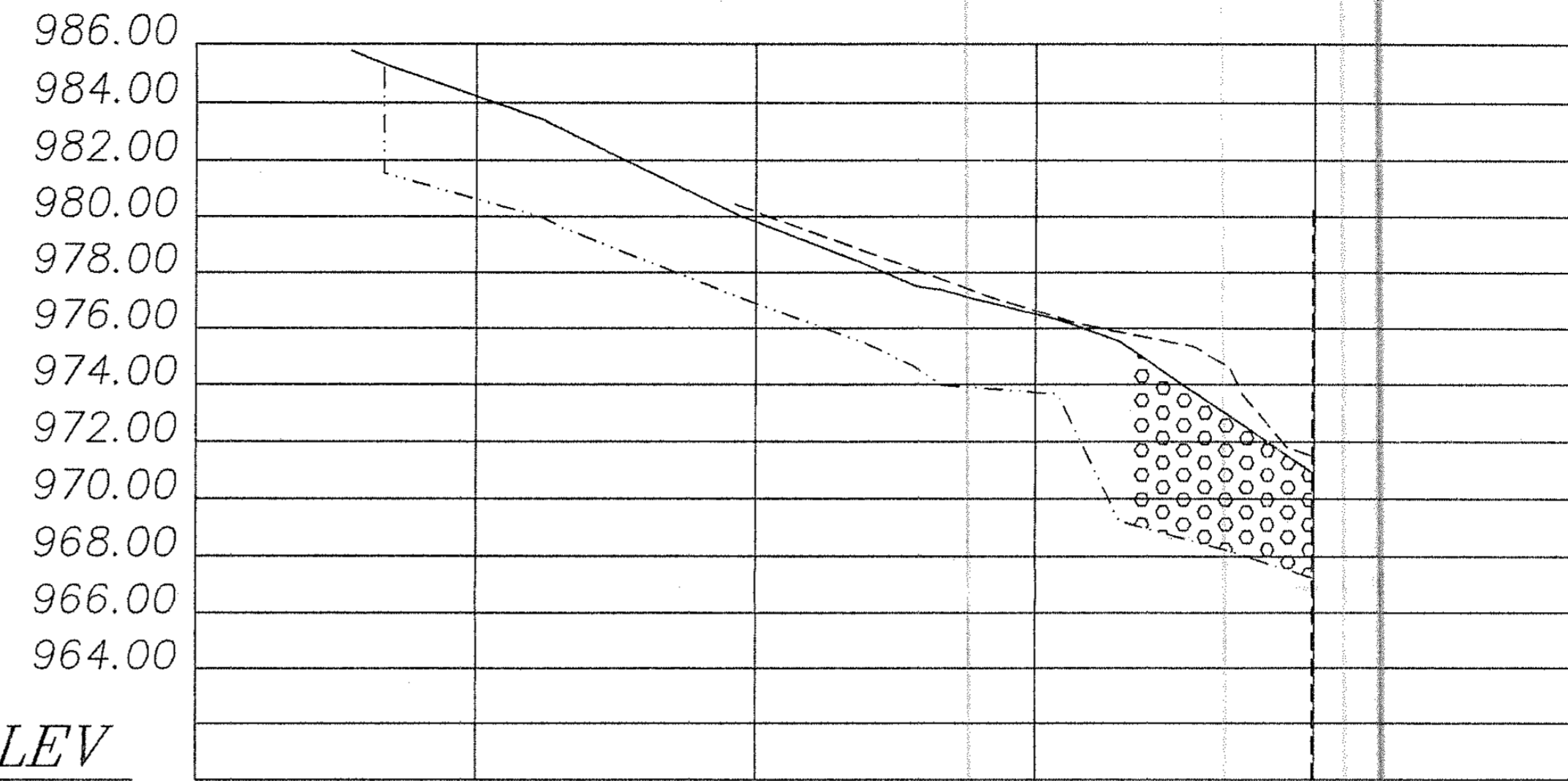
GENERAL ELECTRIC COMPANY					
BANK REMEDIATION - BUILDING 68 - HOUSATONIC RIVER					
PITTSFIELD MASSACHUSETTS					
SCALE	1"=5'	REV	DESCRIPTION	DRN.	DATE
DATE	1/30/99				
DRN.	DH	CHKD.	BP		
AP'VD.	A GENERAL REVISIONS			FJS	BP 11/3/99
COMP. CODE		BOOK NO.		CAD CODE	1017-1AB.DWG
TITLE	AS-BUILT EXCAVATION SECTIONS			NO.	REV.
				GE1017-1-2AB	A



DATUM ELEV

960.00

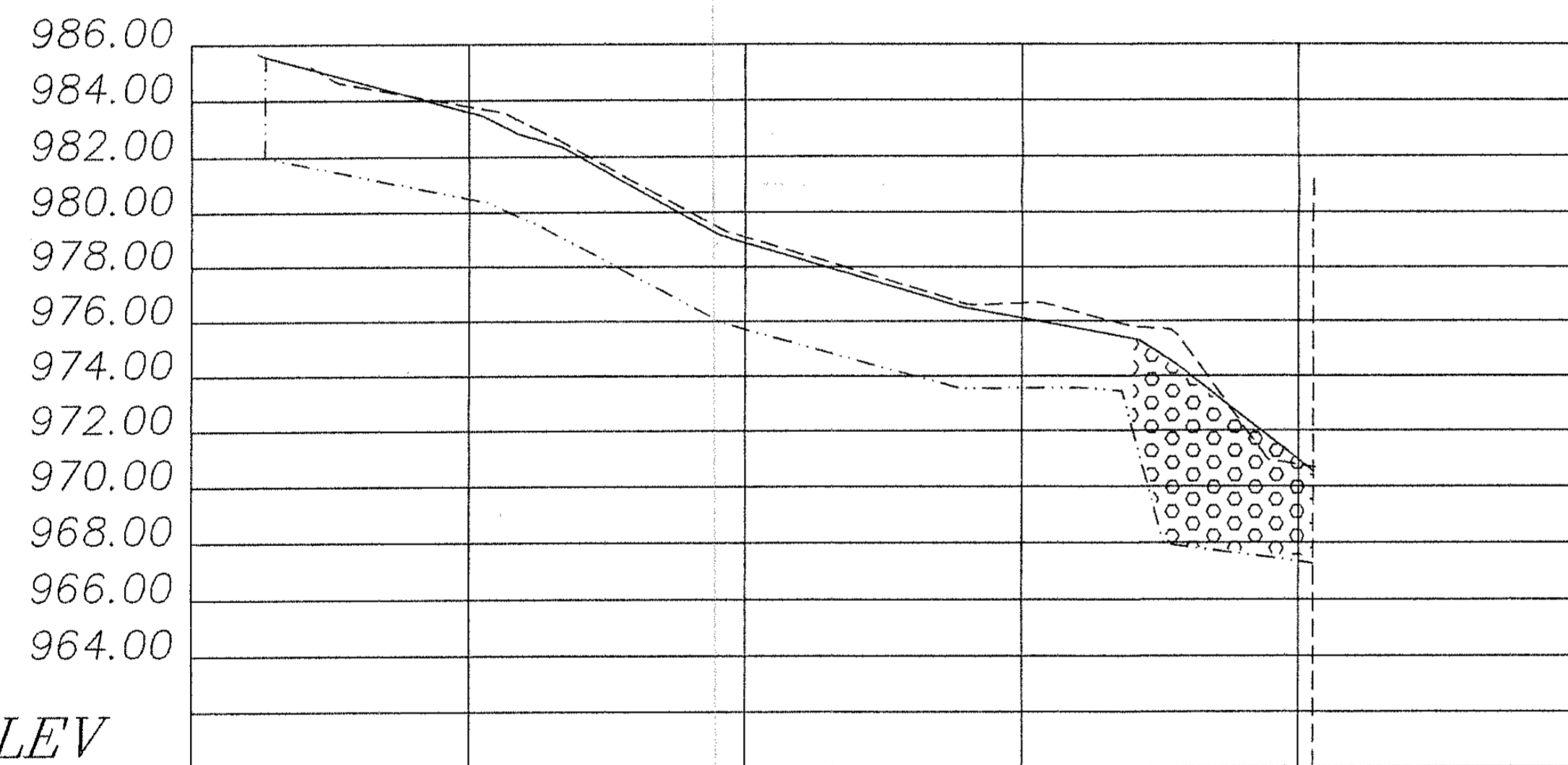
GROUP 2  
SECTION 20



DATUM ELEV

960.00

GROUP 2  
SECTION 40



DATUM ELEV

960.00


GROUP 2  
SECTION 60

LEGEND

- FINISH GRADE
- - - ORIGINAL GRADE
- - - EXCAVATED GRADE
- ▨ RIP-RAP

SEE AS-BUILT EXCAVATION PLAN/SECTIONS  
SHEETS 1, 2, AND 3

SHEET 4 OF 4



GENERAL ELECTRIC COMPANY			
BANK REMEDIATION - BUILDING 68 - HOUSATONIC RIVER			
PITTSFIELD		MASSACHUSETTS	
SCALE	1"=5'	REV	
DATE	1/30/99	DRN	CRD
DRN	DH	CKD	BP
AP'VD.	A	GENERAL REVISIONS	FJS BP 11/3/99
COMP. CODE		BOOK NO.	CAD CODE 1017-1AB.DWG
TITLE	AS-BUILT EXCAVATION SECTIONS		NO. GE1017-1-2AB
			REV. A

---

BLASLAND, BOUCK & LEE, INC.  
*engineers & scientists*

**Appendix C**  
***Restoration Plans and Related Communications***

December 16, 1997

Mr. Dean Tagliaferro  
Site Evaluation and Response Section (HBR)  
U.S. Environmental Protection Agency  
J.F. Kennedy Federal Building  
Boston, MA 02203-2211

Ms. J. Lyn Cutler  
Section Chief, Special Projects  
Bureau of Waste Site Cleanup  
Department of Environmental Protection  
Springfield, MA 01103

**Re: Removal Action - Building 68 Area  
EPA Region I CERCLA Docket #I-97-1003/DEP File #1-1047P  
Revised Bank Restoration Plan**

Dear Mr. Tagliaferro and Ms. Cutler:

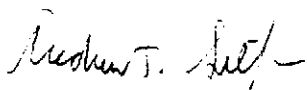
As you are aware, GE is currently in the process of incorporating several minor modifications to the river bank restoration plan for the Building 68 Area Removal Action. The intent of this letter is to provide a preliminary description of the proposed modifications. A more detailed plan will be available for your review within one week.

GE intends to install approximately five to six rows of coir fascines up the bank. The remaining portion of the bank would then be protected using an erosion blanket. This modification will provide sufficient protection from erosion while providing a better substrate for establishment of vegetation.

With respect to the planting plan, GE is currently reviewing the existing restoration plan. It is anticipated that several modifications related to the species and size of the trees/shrubs will be proposed in order to maximize the likelihood of tree survival.

Please call if you have any question.

Yours truly,



Andrew T. Silfer, P.E.  
Remediation Project Manager

*Mr. Tagliaferro and Ms. Cutler*  
*December 16, 1997*  
*Page 2*

cc: R. Bell, DEP  
J.R. Bieke, Esquire, Shea & Gardner  
State Representative D. Bosley  
R.A. Child, Esquire, DEP  
T.J. DiSilva, PCB Committee  
C.G. Fredette, CT DEP  
J.W. Gardner, Esquire, GE  
T.E. Hickey, Jr., Chair, PCB Committee  
J.O. Guzzo, PCB Committee  
State Representative C.J. Hodgkins  
State Representative S.P. Kelly  
State Representative P.J. Larkin  
D.J. Luckerman, Esquire, EPA  
J. Magee, Esquire, GE  
J.H. Maxymillian, Maxymillian Technologies  
J.M. Nuss, Blasland, Bouck & Lee  
State Senator A.F. Nuciforo  
D. McIntyre, EPA  
B. Olson, EPA  
M. Otis, USACOE  
Pittsfield Health Department  
Pittsfield Conservation Commission  
Mayor E.M. Reilly  
A.J. Thomas, Esquire, GE  
A. Weinberg, DEP  
Housatonic River Initiative  
Public Information Repositories ECL I-P-IV(A)(1)





U.S. Environmental Protection Agency  
Office of Public Information  
Washington, D.C. 20460

February 18, 1998

Mr. Dean Tagliaferro  
Site Evaluation and Response Section (HBR)  
U.S. Environmental Protection Agency  
J.F. Kennedy Federal Building  
Boston, MA 02203-2211

Ms. Anna G. Symington  
Acting Section Chief, Special Projects  
Bureau of Waste Site Cleanup  
Department of Environmental Protection  
Springfield, MA 01103

**Re: Removal Action - Building 68 Area  
EPA Region I CERCLA Docket #I-97-1003 / DEP File #1-1047P  
Revised Bank Restoration Plan**

Dear Mr. Tagliaferro and Ms. Symington:

As discussed in my December 16, 1997 letter, this letter provides the revised bank restoration plan for the Building 68 Area Removal Action. The revised restoration plan was prepared by New England Environmental, Inc., and is provided as an attachment to this letter.

In general, the revised restoration plan incorporates a modification in the number of coir fascines, substitution of erosion blanket for erosion mat, and some modifications to the species and size of the trees, shrubs, and herbaceous plants. Per your verbal approval, the coir fascines and erosion blanket have been installed in accordance with the above referenced December 16, 1997 letter. Pending your approval of the planting plan, the plants, trees, and shrubs will be planted in the Spring.

Please call if you have any questions or require additional information.

Yours truly,

Andrew T. Silfer, P.E.  
Remediation Project Manager

*Mr. Dean Tagliaferro*  
*Ms. Anna G. Symington*  
*February 18, 1998*  
*Page 2*

cc: R. Bell, DEP\*  
J.R. Bieke, Esquire, Shea & Gardner\*  
State Representative D. Bosley  
R.A. Child, Esquire, DEP\*  
Mayor G.S. Doyle  
C.G. Fredette, CT DEP\*  
T.E. Hickey, Jr., Chair, PCB Committee\*  
State Representative C.J. Hodgkins  
State Representative S.P. Kelly  
State Representative P.J. Larkin  
D.J. Luckerman, Esquire, EPA\*  
J. Magee, Esquire, GE\*  
J.H. Maxymillian, Maxymillian Technologies\*  
J.M. Nuss, Blasland, Bouck & Lee\*  
State Senator A.F. Nuciforo  
D. McIntyre, EPA\*  
B. Olson, EPA\*  
M. Otis, USACOE\*  
Pittsfield Health Department\*  
Pittsfield Conservation Commission\*  
A.J. Thomas, Esquire, GE\*  
A. Weinberg, DEP\*  
Housatonic River Initiative  
Public Information Repositories ECL I-P-IV(A)(1)\*  
(\* w/enclosure)

## ATTACHMENT A

**Modified Restoration Plans for Building 68  
Pittsfield, MA  
NEE File 97-1433  
January, 1998**

This attachment provides drawings and details for the modified bank restoration plan for the Building 68 site in Pittsfield, MA. Also included is a breakdown of the materials which will be required to accomplish this work. Product descriptions are also enclosed.

The area directly behind building 68 has been designated Area 2. The restoration plan for this area has been modified to reduce the total number of Coir logs and to utilize a biodegradable erosion control blanket in place of the erosion control mat. Additionally, the planting plan has been modified. Upon completion of regrading Area 2, the entire area will be seeded with the mixes specified and then covered with the ENC2 erosion control blanket to 6" below the average water level of elevation 972'. A detail has been enclosed on installation of this material. Five rows of coir logs, beginning 6" below the average water level will be installed over the ENC2 blanket and staked in place. The area above the coir logs has been further divided into zones "A" and "B" to designate where each shrub species should be planted. Zone "A" is approximately the first ten feet of bank above the coir logs. Zone "B" is the remaining ten to fifteen feet of bank to the top of the slope. (See drawing 1)

There are two additional bank areas upstream and downstream of Building 68 which will have habitat restoration and erosion control treatment at a later date.

All herbaceous plant plugs will be planted into the coir logs. The wetland species; Woolgrass, Soft Rush, and Tussock Sedge shall be planted into the two lowest coir logs. The upland species; Red Top Grass and Meadow Fescue shall be planted into the third, fourth and fifth logs of area 2. All plant plugs will be planted at a density of two per linear foot (See Drawing 4).

This modified planting plan will provide long-term stability of the bank, and provide excellent replacement wildlife habitat for the loss of vegetation. The use of small shrubs rather than trees is to aid in the anchoring of the bank by the aggressive root systems of the plants suggested. It is anticipated that the tree species (particularly poplar and box elder) will become established on the site by stump sprouts from the cut trees left in place.

**NEW ENGLAND ENVIRONMENTAL, INC.**

Attachment A

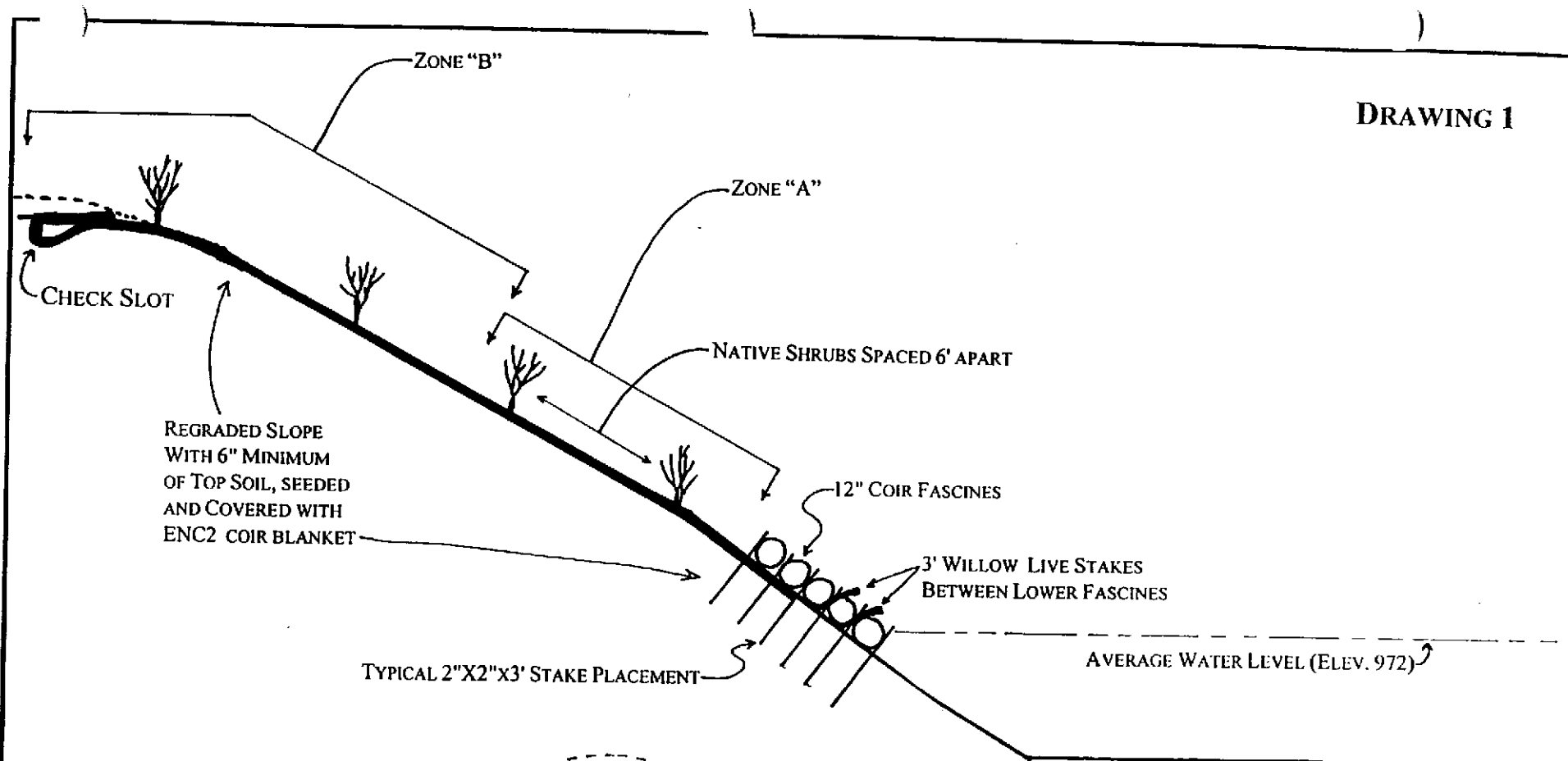
Page 2

January, 1998

All of the elements of this plan will be accomplished now, with the exception of the small herbaceous plant plugs and shrubs which should not be installed until the spring or early summer May/June of 1998.

Michael J. Marcus  
Senior Scientist, Principal  
Sediment and Erosion Control Specialist

DRAWING 1

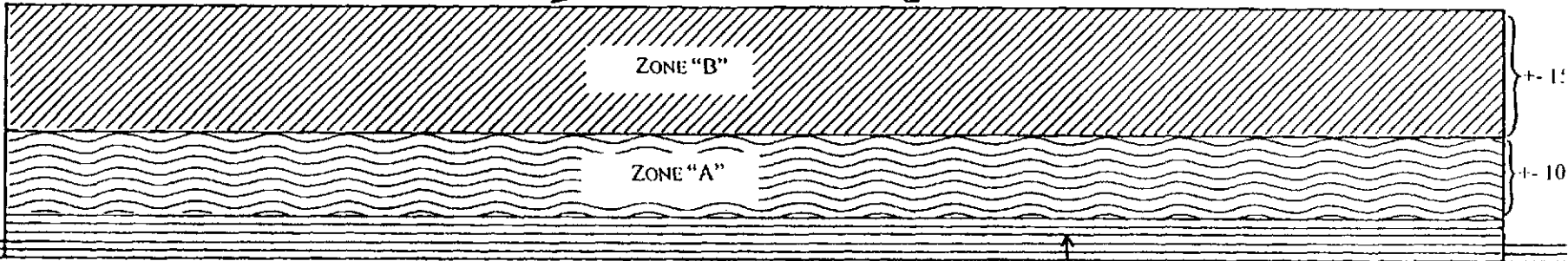


1" = 5'

Bank Stabilization/Erosion Control
Building 68 Area, Housatonic River, Pittsfield, MA
Cross Section- Area 2 Behind Building 68
New England Environmental, Inc. Drawn 12/15/97

BUILDING 68

AREA 2



12" COIR FASCINES

HOUSATONIC RIVER

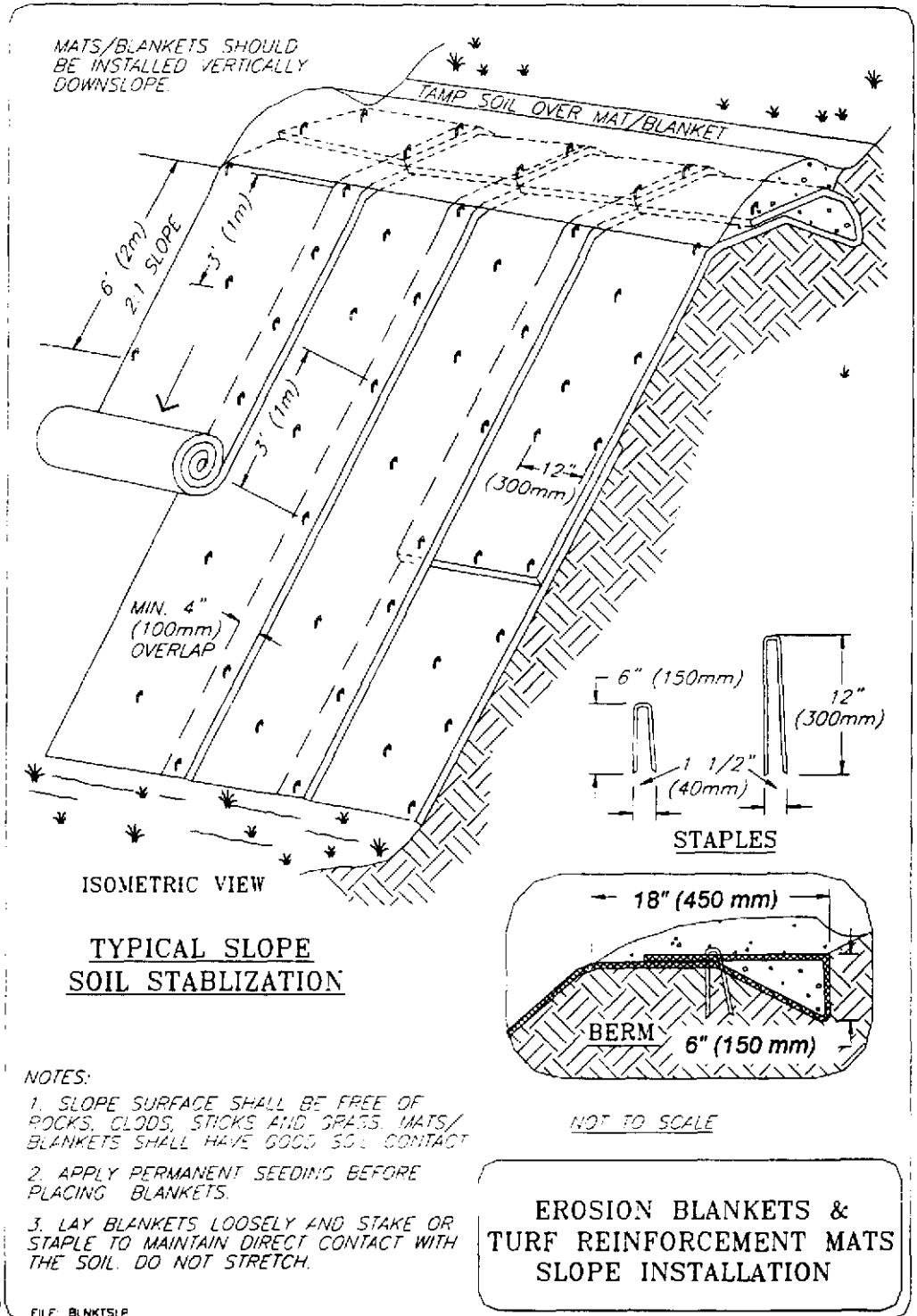
<b>Bank Stabilization/Erosion Control</b>
Building 68 Area, Housatonic River, Pittsfield, MA
Shrub Planting Plan for Area 2
New England Environmental, Inc. Drawn 12/15/97

**NEW ENGLAND ENVIRONMENTAL, INC.**

**Materials List for Area 2  
Located directly behind Building 68**

<b>Materials</b>	<b>Number needed</b>
BioLogs- 12" X 20'	45
Hardwood stakes- 2" X 2" X 3'	360
ENC2 Erosion Control Blanket	636 SQ. YDS.
Wire Staples- 11 Gauge	1000
<b>Shrubs 2'-4' Containerized</b>	
Northern Arrowwood ( <i>Viburnum dentatum</i> ) Zone "A"	24
Red-osier Dogwood ( <i>Cornus sericea</i> ) Zone "A"	25
Shadblow ( <i>Amelanchier canadensis</i> ) Zone "B"	25
Nannyberry ( <i>Viburnum lentago</i> ) Zone "B"	24
Gray Dogwood ( <i>Cornus racemosa</i> ) Zone "B"	24
Dormant Willow Stakes 3' long	360
<b>Wetland Herbaceous Plant Plugs (For lower 2 Coir Logs)</b>	
Woolgrass ( <i>Scirpus cyperinus</i> )	250
Soft Rush ( <i>Juncus effusus</i> )	250
Tussock sedge ( <i>Carex stricta</i> )	250
<b>Upland Herbaceous Plant Plugs</b>	
Red Top Grass ( <i>Agrostis gigantea</i> )	550
Meadow Fescue ( <i>Festuca pratensis</i> )	550
<b>Seed Mixes</b>	
Erosion Control mix for Dry sites	10 Lbs.
Wildflower Mix	3 Lbs.
<b>Fertilizer (for 4500 SQ. FT.)</b>	
(5-10-10)	45 Lbs.

Installation of ENC2 Erosion Control Blanket, Building 68, Pittsfield, MA







UNITED STATES ENVIRONMENTAL PROTECTION AGENCY  
REGION 1  
JOHN F. KENNEDY FEDERAL BUILDING  
BOSTON, MASSACHUSETTS 02203-0001

March 16, 1998

MAR 17 1998

Mr. Andrew T. Silfer, PE  
GE Corporate Environmental Programs  
100 Woodlawn Avenue  
Pittsfield, Massachusetts 01201

ENVIRONMENTAL PROGRAMS

RE: Building 68 Area Removal Action  
EPA Region I CERCLA Docket #I-97-1003/DEP File #1-1047P  
Bank Soil Restoration

Dear Mr. Silfer:

I have reviewed the bank soil restoration plan for Area 2 (the 170-foot area where bank soils were excavated down to the groundwater table) dated February 18, 1998. I approve the submittal subject to the following:

1. In addition to the proposed plant plugs and shrubs) GE shall submit a proposal to plant trees of the same type identified in the June 3, 1997 Habitat Assessment Report (i.e., American Elm, Box Elder, Sugar Maple, Cottonwood, and Black Cherry). If American Elm are proposed, ensure that the disease resistant strain is used. The trees shall be six foot minimum height, staked and planted on the upper portion of the riverbank.
2. The following minimum performance standards shall apply: no active erosion and 90% cover of herbaceous vegetation along the embankments, 80% survival of container grown plantings and trees, and 50% survival of live stakes.

If you have any questions, please contact me at (617) 223-5596.

Sincerely,

Dean Tagliaferro  
On-Scene Coordinator

cc: S. Steenstrup, DEP  
D. McIntyre, EPA  
B. Olson, EPA  
Pittsfield Conservation Commission  
Removal Site File

April 7, 1998

Mr. Dean Tagliaferro  
Site Evaluation and Response Section (HBR)  
U.S. Environmental Protection Agency  
J.F. Kennedy Federal Building  
Boston, MA 02203-2211

Ms. Anna G. Symington  
Acting Section Chief, Special Projects  
Bureau of Waste Site Cleanup  
Department of Environmental Protection  
Springfield, MA 01103

**Re: Removal Action - Building 68 Area  
EPA Region I CERCLA Docket #I-97-1003 / DEP File #1-1047P  
Bank Restoration Plan - Tree Planting**

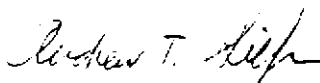
Dear Mr. Tagliaferro and Ms. Symington:

As requested in your March 16, 1998 letter, this letter provides the proposed tree planting plan as part of bank restoration for the Building 68 Area Removal Action. In response to your request, GE proposes to plant trees in the upper portion of the river bank where soil removal has occurred. The plantings will consist of 12 containerized trees of the following species and number: 5 Silver Maple, 4 Box Elder, and 3 Cottonwood. The trees will be three to four feet minimum height, staked, and planted on the upper portion of the riverbank. Note that if Box Elder is not commercially available, Gray Birch is proposed as a replacement species.

The above species and size have been selected based on recommendations by New England Environmental, Inc. (NEE). NEE does not recommend planting of American Elm, Sugar Maple, or Black Cherry for this project, due to the problems with obtaining disease resistant strains of American Elm and because Sugar Maple and Black Cherry are mature forest species and the anticipated survivability of these species, if planted on the open area of the bank, would be low. Therefore, Silver Maple has been selected as a more appropriate riverine/floodplain species. Additionally, Silver Maple is present within this reach of the river. With respect to the size of the trees, NEE has indicated that planting of minimum six foot height trees may cause stability problems with the bank due to the size of the root ball and the amount of bank material that would need to be disturbed. Therefore slightly smaller three to four foot height trees are proposed.

Please call if you have any questions or require additional information.

Yours truly,



Andrew T. Silfer, P.E.  
Remediation Project Manager

*Mr. Tagliaferro and Ms. Symington*  
*April 7, 1998*  
*Page 2*

cc: R. Bell, DEP  
J.R. Bieke, Esquire, Shea & Gardner  
State Representative D. Bosley  
R.A. Child, Esquire, DEP  
Mayor G.S. Doyle  
C.G. Fredette, CT DEP  
T.E. Hickey, Jr., Chair, Pittsfield City Council  
State Representative C.J. Hodgkins  
State Representative S.P. Kelly  
State Representative P.J. Larkin  
D.J. Luckerman, Esquire, EPA  
J. Magee, Esquire, GE  
J.H. Maxymillian, Maxymillian Technologies  
J.M. Nuss, Blasland, Bouck & Lee  
State Senator A.F. Nuciforo  
D. McIntyre, EPA  
B. Olson, EPA  
M. Otis, USACOE  
Pittsfield Health Department  
Pittsfield Conservation Commission  
A.J. Thomas, Esquire, GE  
A. Weinberg, DEP  
Housatonic River Initiative  
Public Information Repositories ECL I-P-IV(A)(1)

\* w/enclosure



UNITED STATES ENVIRONMENTAL PROTECTION AGENCY

REGION 1

JOHN F. KENNEDY FEDERAL BUILDING  
BOSTON, MASSACHUSETTS 02203-0001

APR 13 1998  
ENVIRONMENTAL PROGRAMS

Via FAX

April 10, 1998

Mr. Andrew T. Silfer, PE  
GE Corporate Environmental Programs  
100 Woodlawn Avenue  
Pittsfield, Massachusetts 01201

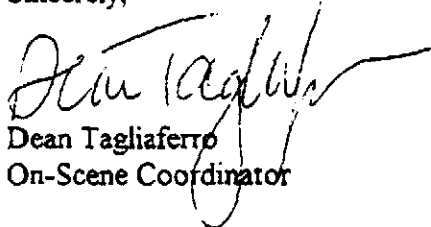
RE: Building 68 Area Removal Action  
EPA Region I CERCLA Docket #I-97-1003/DEP File #1-1047P  
Bank restoration Plan - Tree Planting

Dear Mr. Silfer:

I have reviewed your letter dated April 7, 1998 letter and approve your proposed tree planting plan.

If you have any questions, please contact me at (617) 223-5596.

Sincerely,



Dean Tagliaferro  
On-Scene Coordinator

cc: A. Symington, DEP  
B. Olson, EPA  
Pittsfield Conservation Commission  
Removal Site File

# MAXYMILLIAN Technologies

1001 East Street  
Pittsfield, MA 01201  
413 499-3050  
Fax 413 463-0911

September 2, 1997

Mr. Andrew T. Silber  
General Electric Company  
100 Woodlawn Avenue  
Pittsfield, MA 01201

Reference: General Electric Building 68  
Removal Action, Pittsfield  
MT Job #97405

Dear Andy:


I am writing this letter to comment on the excavation in the eastern portion of the narrow, South channel, on the above referenced project.

As you know we had to install additional temporary sheeting in a 60' x 18' configuration in order to successfully excavate the contaminated soil. The contamination has run deeper than anticipated. The full sheet design will hold up for a total riverbed excavation of 7' below the river bottom.

Due to the severe surcharge, MT's opinion is the sheeting could not safely be used to dig deeper.

Very truly yours,

MAXYMILLIAN TECHNOLOGIES, INC.



James H. Maxymillian, P.E.  
President



---

BLASLAND, BOUCK & LEE, INC.  
*engineers & scientists*

***Appendix D***  
***Backfill Analytical Results***



July 25, 1997

Environmental Protection Agency  
Remediation Division  
Washington, D.C. 20460

Mr. Dean Tagliaferro  
Site Evaluation and Response Section (HBR)  
U.S. Environmental Protection Agency  
J.F. Kennedy Federal Building  
Boston, MA 02203-2211

Ms. J. Lyn Cutler  
Section Chief, Special Projects  
Bureau of Waste Site Cleanup  
Department of Environmental Protection  
Springfield, MA 01103

**Re: Removal Action - Building 68 Area  
EPA Region I CERCLA Docket #I-97-1003/DEP File #1-1047P**

Dear Mr. Tagliaferro and Ms. Cutler:

In accordance with Section 9 of the Building 68 Area Removal Action Work Plan (BBL, May 1997), as approved by your letter of June 12, 1997, GE initiated sampling of proposed backfill material for VOCs, SVOCs, PCBs, TPH, and inorganics at a frequency of one sample per 500 cubic yards of material.

No VOCs, PCBs or TPH were detected above the associated detection limit. The only SVOC detected was bis(2-ethylhexyl)phthalate at concentrations ranging from 0.044 to 0.12 mg/kg. This is a common laboratory contaminant (which was only found at very low concentrations) and therefore is not viewed as a concern. The inorganics that were detected in at least one sample are summarized on the attached table. These concentrations are compared to background levels found by USGS in the eastern United States on the table and in all instances are well within the range of expected concentrations. Virtually all of the data are below the estimated mean concentration found by USGS as well.

Based on these results, we believe that these materials are acceptable for use as backfill material in the Building 68 Area Removal Action. Please call with any questions.

Yours truly,

Andrew T. Silfer, P.E.  
Remediation Project Manager

cc: J. Magee, GE  
J.H. Maxymillian, MTI  
J.M. Nuss, BBL  
B. Olson, EPA  
A.J. Thomas, GE

## BUILDING 68 AREA REMOVAL ACTION

### SUMMARY OF DETECTED INORGANICS IN PROPOSED BACKFILL MATERIAL

INORGANICS	(DRY WEIGHT MG/KG)						BACKGROUND <sup>1/</sup>	
	HGP 1	HGP 2	HGP 3	BGP 1	DUPLICATE OF BGP-1	BGP 2	OBSERVED RANGE	EST. MEAN
Arsenic	1.7	2.2	4.1	3.7	3.6	3.4	<0.1 TO 73	7.4
Lead	2.8	3.8	4.2	3.5	4.0	3.1	<10 to 300	17
Thallium	0.87J	0.82J	1.0	ND	ND	ND	2.2 to 23	8.6
Barium	44.1	40.9	46.0	12.2J	19.5J	11.2J	10 to 1500	420
Beryllium	0.22J	0.22J	0.31J	0.11J	0.1J	0.07J	<1 to 7	0.85
Cobalt	6.4	6.1	9.5	4.4J	4.2J	3.7J	<0.3 to 70	9.2
Chromium	10.6	7.4	10.1	2.4	1.9	1.4	1 to 1000	52
Copper	8.0	7.7	12.1	5.8	5.6	4.3	<1 to 700	22
Nickel	9.0	8.5	12.6	7.3	6.5	4.6	<5 to 700	18
Vanadium	11.2	8.9	12.7	2.3J	2.7J	3.6J	<7 to 300	66
Zinc	22.1	20.4	36.6	23.6	21.8	21.5	<5 to 2900	52
Mercury	0.0086J	0.01J	0.015J	0.013J	0.01J	0.0098J	0.01 to 3.4	0.12

**NOTES:**

1. All samples were collected by BBL, Inc. and analyzed by Quanterra Environmental Services.
2. J = estimated result, less than reporting limit

<sup>1/</sup>Eastern United States from *Element Concentrations in Soils and Other Surficial materials of the Conterminous United States*; Shacklette and Boerngen; US Geological Survey Professional Paper 1230; U.S. Government Printing Office; 1984.



## QUANTERRA INCORPORATED PRELIMINARY DATA SUMMARY

-----  
 The results shown below may still require additional laboratory review and are subject to change. Actions taken based on these results are the responsibility of the data user.  
 -----

General Electric Company PAGE 3  
 GE SPECIAL PROJECT Date Reported: 7/08/97  
 Project Number: GE SPECIAL PROJECT

Lot #: C7G020105

PARAMETER	RESULT	REPORTING LIMIT	UNITS	ANALYTICAL METHOD
-----------	--------	--------------------	-------	----------------------

Client Sample ID: HGP-1

Sample #: 001      Date Sampled: 06/30/97 13:00      Date Received: 07/01/97      Matrix: SOLID

~~Volatile Organics by GC/MS~~

Isobutyl alcohol	ND	400	ug/kg	SW846 8260
Methacrylonitrile	ND	5.1	ug/kg	SW846 8260
Methylene chloride	ND	5.1	ug/kg	SW846 8260
Methyl methacrylate	ND	5.1	ug/kg	SW846 8260
4-Methyl-2-pentanone (MIBK)	ND	51	ug/kg	SW846 8260
Propionitrile	ND	40	ug/kg	SW846 8260
Styrene	ND	5.1	ug/kg	SW846 8260
1,1,1,2-Tetrachloroethane	ND	5.1	ug/kg	SW846 8260
1,1,2,2-Tetrachloroethane	ND	5.1	ug/kg	SW846 8260
Tetrachloroethene	ND	5.1	ug/kg	SW846 8260
Toluene	ND	5.1	ug/kg	SW846 8260
1,1,1-Trichloroethane	ND	5.1	ug/kg	SW846 8260
1,1,2-Trichloroethane	ND	5.1	ug/kg	SW846 8260
Trichloroethene	ND	5.1	ug/kg	SW846 8260
Trichlorofluoromethane	ND	5.1	ug/kg	SW846 8260
1,2,3-Trichloropropane	ND	5.1	ug/kg	SW846 8260
Vinyl acetate	ND	51	ug/kg	SW846 8260
Vinyl chloride	ND	10	ug/kg	SW846 8260
Xylenes (total)	ND	5.1	ug/kg	SW846 8260
2-Chloroethyl vinyl ether	ND	10	ug/kg	SW846 8260
<del>cis-1,2-Dichloroethene</del>	<del>ND</del>	<del>5.1</del>	<del>ug/kg</del>	<del>SW846 8260</del>

Reviewed

Results and reporting limits have been adjusted for dry weight.

Semivolatile Organic Compounds by GC/MS

**IN PROGRESS**

In Review

Inorganic Analysis

Reviewed

Total Recoverable	ND	100	mg/kg	MCAWW 418.1
Petroleum Hydrocarbons				
Total Residue as	98.9		%	MCAWW 160.3 MOD
Percent Solids				

Results and reporting limits have been adjusted for dry weight.

(Continued on next page)

## QUANTERRA INCORPORATED

### PRELIMINARY DATA SUMMARY

-----  
 The results shown below may still require additional laboratory review and are subject to change. Actions taken based on these results are the responsibility of the data user.  
 -----

PAGE

Lot #: C7G020105 General Electric Company Date Reported: 7/08/97  
GE SPECIAL PROJECT  
Project Number: GE SPECIAL PROJECT

PARAMETER	RESULT	REPORTING LIMIT	UNITS	ANALYTICAL METHOD
-----------	--------	--------------------	-------	----------------------

Client Sample ID: HGP-2

Sample #: 002    Date Sampled: 06/30/97 13:15    Date Received: 07/01/97    Matrix: SOLID

Volatile Organics by GC/MS					Reviewed
Isobutyl alcohol	ND	400	ug/kg	SW846 8260	
Methacrylonitrile	ND	5.0	ug/kg	SW846 8260	
Methylene chloride	ND	5.0	ug/kg	SW846 8260	
Methyl methacrylate	ND	5.0	ug/kg	SW846 8260	
4-Methyl-2-pentanone (MIBK)	ND	50	ug/kg	SW846 8260	
Propionitrile	ND	40	ug/kg	SW846 8260	
Styrene	ND	5.0	ug/kg	SW846 8260	
1,1,1,2-Tetrachloroethane	ND	5.0	ug/kg	SW846 8260	
1,1,2,2-Tetrachloroethane	ND	5.0	ug/kg	SW846 8260	
Tetrachloroethene	ND	5.0	ug/kg	SW846 8260	
Toluene	ND	5.0	ug/kg	SW846 8260	
1,1,1-Trichloroethane	ND	5.0	ug/kg	SW846 8260	
1,1,2-Trichloroethane	ND	5.0	ug/kg	SW846 8260	
Trichloroethene	ND	5.0	ug/kg	SW846 8260	
Trichlorofluoromethane	ND	5.0	ug/kg	SW846 8260	
1,2,3-Trichloropropane	ND	5.0	ug/kg	SW846 8260	
Vinyl acetate	ND	50	ug/kg	SW846 8260	
Vinyl chloride	ND	10	ug/kg	SW846 8260	
Xylenes (total)	ND	5.0	ug/kg	SW846 8260	
2-Chloroethyl vinyl ether	ND	10	ug/kg	SW846 8260	
cis-1,2-Dichloroethene	ND	5.0	ug/kg	SW846 8260	

Results and reporting limits have been adjusted for dry weight.

Semivolatile Organic Compounds by GC/MS  
**IN PROGRESS**

In Review

Inorganic Analysis					Reviewed
→ Total Recoverable	ND	100	mg/kg	MCAWW 418.1	
Petroleum Hydrocarbons					
Total Residue as	100		%	MCAWW 160.3 MOD	
Percent Solids					

Results and reporting limits have been adjusted for dry weight.

(Continued on next page)

## QUANTERRA INCORPORATED PRELIMINARY DATA SUMMARY

-----  
 The results shown below may still require additional laboratory review and are subject to change. Actions taken based on these results are the responsibility of the data user.  
 -----

PAGE 5

Lot #: C7G020105      **General Electric Company**      Date Reported: 7/08/97  
                                  GE SPECIAL PROJECT  
                                  Project Number: GE SPECIAL PROJECT

PARAMETER	RESULT	REPORTING LIMIT	UNITS	ANALYTICAL METHOD
-----------	--------	--------------------	-------	----------------------

Client Sample ID: HGP-3

Sample #: 003      Date Sampled: 06/30/97 13:30      Date Received: 07/01/97      Matrix: SOLID

Volatile Organics by GC/MS					Reviewed
Isobutyl alcohol	ND	410	ug/kg	SW846 8260	
Methacrylonitrile	ND	5.1	ug/kg	SW846 8260	
Methylene chloride	ND	5.1	ug/kg	SW846 8260	
Methyl methacrylate	ND	5.1	ug/kg	SW846 8260	
4-Methyl-2-pentanone (MIBK)	ND	51	ug/kg	SW846 8260	
Propionitrile	ND	41	ug/kg	SW846 8260	
Styrene	ND	5.1	ug/kg	SW846 8260	
1,1,1,2-Tetrachloroethane	ND	5.1	ug/kg	SW846 8260	
1,1,2,2-Tetrachloroethane	ND	5.1	ug/kg	SW846 8260	
Tetrachloroethene	ND	5.1	ug/kg	SW846 8260	
Toluene	ND	5.1	ug/kg	SW846 8260	
1,1,1-Trichloroethane	ND	5.1	ug/kg	SW846 8260	
1,1,2-Trichloroethane	ND	5.1	ug/kg	SW846 8260	
Trichloroethene	ND	5.1	ug/kg	SW846 8260	
Trichlorofluoromethane	ND	5.1	ug/kg	SW846 8260	
1,2,3-Trichloropropane	ND	5.1	ug/kg	SW846 8260	
Vinyl acetate	ND	51	ug/kg	SW846 8260	
Vinyl chloride	ND	10	ug/kg	SW846 8260	
Xylenes (total)	ND	5.1	ug/kg	SW846 8260	
2-Chloroethyl vinyl ether	ND	10	ug/kg	SW846 8260	
cis-1,2-Dichloroethene	ND	5.1	ug/kg	SW846 8260	

Results and reporting limits have been adjusted for dry weight.

Semivolatile Organic Compounds by GC/MS  
**IN PROGRESS**

In Review

Inorganic Analysis

Reviewed

Total Recoverable	ND	100	mg/kg	MCAWW 418.1
Petroleum Hydrocarbons				
Total Residue as Percent Solids	98.0		%	MCAWW 160.3 MOD

Results and reporting limits have been adjusted for dry weight.

(Continued on next page)

## QUANTERRA INCORPORATED PRELIMINARY DATA SUMMARY

-----  
 The results shown below may still require additional laboratory review and are subject to change. Actions taken based on these results are the responsibility of the data user.  
 -----

General Electric Company PAGE 12  
 GE SPECIAL PROJECT Date Reported: 7/08/97  
 Lot #: C7G020105 Project Number: GE SPECIAL PROJECT

PARAMETER	RESULT	REPORTING LIMIT	UNITS	ANALYTICAL METHOD
-----------	--------	--------------------	-------	----------------------

Client Sample ID: BGP-1

Sample #: 004    Date Sampled: 06/30/97 14:15    Date Received: 07/01/97    Matrix: SOLID

Volatile Organics by GC/MS <span style="float: right;">Reviewed</span>				
Isobutyl alcohol	ND	400	ug/kg	SW846 8260
Methacrylonitrile	ND	5.0	ug/kg	SW846 8260
Methylene chloride	ND	5.0	ug/kg	SW846 8260
Methyl methacrylate	ND	5.0	ug/kg	SW846 8260
4-Methyl-2-pentanone (MIBK)	ND	50	ug/kg	SW846 8260
Propionitrile	ND	40	ug/kg	SW846 8260
Styrene	ND	5.0	ug/kg	SW846 8260
1,1,1,2-Tetrachloroethane	ND	5.0	ug/kg	SW846 8260
1,1,2,2-Tetrachloroethane	ND	5.0	ug/kg	SW846 8260
Tetrachloroethane	ND	5.0	ug/kg	SW846 8260
Toluene	ND	5.0	ug/kg	SW846 8260
1,1,1-Trichloroethane	ND	5.0	ug/kg	SW846 8260
1,1,2-Trichloroethane	ND	5.0	ug/kg	SW846 8260
Trichloroethene	ND	5.0	ug/kg	SW846 8260
Trichlorofluoromethane	ND	5.0	ug/kg	SW846 8260
1,2,3-Trichloropropane	ND	5.0	ug/kg	SW846 8260
Vinyl acetate	ND	50	ug/kg	SW846 8260
Vinyl chloride	ND	10	ug/kg	SW846 8260
Xylenes (total)	ND	5.0	ug/kg	SW846 8260
2-Chloroethyl vinyl ether	ND	10	ug/kg	SW846 8260
<del>cis-1,2-Dichloroethene</del>	<del>ND</del>	<del>5.0</del>	<del>ug/kg</del>	<del>SW846 8260</del>

Results and reporting limits have been adjusted for dry weight

Semivolatile Organic Compounds by GC/MS In Review  
**IN PROGRESS**

Inorganic Analysis <span style="float: right;">Reviewed</span>				
→ Total Recoverable	ND	100	mg/kg	MCAWW 418.1
Petroleum Hydrocarbons				
Total Residue as	100		%	MCAWW 160.3 MOD
Percent Solids				

Results and reporting limits have been adjusted for dry weight.

(Continued on next page)

## QUANTERRA INCORPORATED PRELIMINARY DATA SUMMARY

-----  
 The results shown below may still require additional laboratory review and are subject to change. Actions taken based on these results are the responsibility of the data user.  
 -----

General Electric Company PAGE 15  
 GE SPECIAL PROJECT Date Reported: 7/08/97  
 Project Number: GE SPECIAL PROJECT

Lot #: C7G020105

PARAMETER	RESULT	REPORTING LIMIT	UNITS	ANALYTICAL METHOD
-----------	--------	--------------------	-------	----------------------

Client Sample ID: BGP-2

Sample #: 005 Date Sampled: 06/30/97 14:30 Date Received: 07/01/97 Matrix: SOLID

~~Volatile Organics by GC/MS~~

Isobutyl alcohol	ND	400	ug/kg	SW846 8260	Reviewed
Methacrylonitrile	ND	5.0	ug/kg	SW846 8260	
Methylene chloride	ND	5.0	ug/kg	SW846 8260	
Methyl methacrylate	ND	5.0	ug/kg	SW846 8260	
4-Methyl-2-pentanone (MIBK)	ND	50	ug/kg	SW846 8260	
Propionitrile	ND	40	ug/kg	SW846 8260	
Styrene	ND	5.0	ug/kg	SW846 8260	
1,1,1,2-Tetrachloroethane	ND	5.0	ug/kg	SW846 8260	
1,1,2,2-Tetrachloroethane	ND	5.0	ug/kg	SW846 8260	
Tetrachloroethene	ND	5.0	ug/kg	SW846 8260	
Toluene	ND	5.0	ug/kg	SW846 8260	
1,1,1-Trichloroethane	ND	5.0	ug/kg	SW846 8260	
1,1,2-Trichloroethane	ND	5.0	ug/kg	SW846 8260	
Trichloroethene	ND	5.0	ug/kg	SW846 8260	
Trichlorofluoromethane	ND	5.0	ug/kg	SW846 8260	
1,2,3-Trichloropropane	ND	5.0	ug/kg	SW846 8260	
Vinyl acetate	ND	50	ug/kg	SW846 8260	
Vinyl chloride	ND	10	ug/kg	SW846 8260	
Xylenes (total)	ND	5.0	ug/kg	SW846 8260	
2-Chloroethyl vinyl ether	ND	10	ug/kg	SW846 8260	
cis-1,2-Dichloroethene	ND	5.0	ug/kg	SW846 8260	

Results and reporting limits have been adjusted for dry weight.

Semivolatile Organic Compounds by GC/MS  
**IN PROGRESS**

In Review

Inorganic Analysis

Reviewed

Total Recoverable	ND	100	mg/kg	MCAWW 418.1	
Petroleum Hydrocarbons					
<b>Total Residue as Percent Solids</b>	<b>100</b>		<b>%</b>	<b>MCAWW 160.3 MOD</b>	

Results and reporting limits have been adjusted for dry weight.

(Continued on next page)

## QUANTERRA INCORPORATED PRELIMINARY DATA SUMMARY

The results shown below may still require additional laboratory review and are subject to change. Actions taken based on these results are the responsibility of the data user.

PAGE 14

Lot #: C7G020105      **General Electric Company**      Date Reported: 7/08/97  
 GE SPECIAL PROJECT  
 Project Number: GE SPECIAL PROJECT

PARAMETER	RESULT	REPORTING LIMIT	UNITS	ANALYTICAL METHOD
-----------	--------	-----------------	-------	-------------------

Client Sample ID: 68-GP-D1

Sample #: 006      Date Sampled: 06/30/97 14:30      Date Received: 07/01/97      Matrix: SOLID

<del>Volatile Organics by GC/MS</del>					Reviewed
<del>Isobutyl alcohol</del>	<del>ND</del>	<del>400</del>	<del>ug/kg</del>	<del>SW846 8260</del>	
<del>Methacrylonitrile</del>	<del>ND</del>	<del>5.0</del>	<del>ug/kg</del>	<del>SW846 8260</del>	
<del>Methylene chloride</del>	<del>ND</del>	<del>5.0</del>	<del>ug/kg</del>	<del>SW846 8260</del>	
<del>Methyl methacrylate</del>	<del>ND</del>	<del>5.0</del>	<del>ug/kg</del>	<del>SW846 8260</del>	
<del>4-Methyl-2-pentanone (MIBK)</del>	<del>ND</del>	<del>50</del>	<del>ug/kg</del>	<del>SW846 8260</del>	
<del>Propionitrile</del>	<del>ND</del>	<del>40</del>	<del>ug/kg</del>	<del>SW846 8260</del>	
<del>Styrene</del>	<del>ND</del>	<del>5.0</del>	<del>ug/kg</del>	<del>SW846 8260</del>	
<del>1,1,1,2-Tetrachloroethane</del>	<del>ND</del>	<del>5.0</del>	<del>ug/kg</del>	<del>SW846 8260</del>	
<del>1,1,2,2-Tetrachloroethane</del>	<del>ND</del>	<del>5.0</del>	<del>ug/kg</del>	<del>SW846 8260</del>	
<del>Tetrachloroethene</del>	<del>ND</del>	<del>5.0</del>	<del>ug/kg</del>	<del>SW846 8260</del>	
<del>Toluene</del>	<del>ND</del>	<del>5.0</del>	<del>ug/kg</del>	<del>SW846 8260</del>	
<del>1,1,1-Trichloroethane</del>	<del>ND</del>	<del>5.0</del>	<del>ug/kg</del>	<del>SW846 8260</del>	
<del>1,1,2-Trichloroethane</del>	<del>ND</del>	<del>5.0</del>	<del>ug/kg</del>	<del>SW846 8260</del>	
<del>Trichloroethene</del>	<del>ND</del>	<del>5.0</del>	<del>ug/kg</del>	<del>SW846 8260</del>	
<del>Trichlorofluoromethane</del>	<del>ND</del>	<del>5.0</del>	<del>ug/kg</del>	<del>SW846 8260</del>	
<del>1,2,3-Trichloropropane</del>	<del>ND</del>	<del>5.0</del>	<del>ug/kg</del>	<del>SW846 8260</del>	
<del>Vinyl acetate</del>	<del>ND</del>	<del>50</del>	<del>ug/kg</del>	<del>SW846 8260</del>	
<del>Vinyl chloride</del>	<del>ND</del>	<del>10</del>	<del>ug/kg</del>	<del>SW846 8260</del>	
<del>Xylenes (total)</del>	<del>ND</del>	<del>5.0</del>	<del>ug/kg</del>	<del>SW846 8260</del>	
<del>2-Chloroethyl vinyl ether</del>	<del>ND</del>	<del>10</del>	<del>ug/kg</del>	<del>SW846 8260</del>	
<del>cis-1,2-Dichloroethene</del>	<del>ND</del>	<del>5.0</del>	<del>ug/kg</del>	<del>SW846 8260</del>	

Results and reporting limits have been adjusted for dry weight.

Semivolatile Organic Compounds by GC/MS  
**IN PROGRESS**

In Review

Inorganic Analysis					Reviewed
→ Total Recoverable	ND	100	mg/kg	MCAWW 418.1	
Petroleum Hydrocarbons					
Total Residue as Percent Solids	99.4		%	MCAWW 160.3 MOD	

Results and reporting limits have been adjusted for dry weight.

(Continued on next page)

**QUANTERRA INCORPORATED  
PRELIMINARY DATA SUMMARY**

-----  
 The results shown below may still require additional laboratory review and are subject to change. Actions taken based on these results are the responsibility of the data user.  
 -----

Lot #: C7G020105      **General Electric Company**      PAGE 20  
                                  GE SPECIAL PROJECT      Date Reported: 7/08/97  
                                  Project Number: GE SPECIAL PROJECT

<u>PARAMETER</u>	<u>RESULT</u>	<u>REPORTING LIMIT</u>	<u>UNITS</u>	<u>ANALYTICAL METHOD</u>
------------------	---------------	----------------------------	--------------	------------------------------

Client Sample ID: 68-GP-RB1

Sample #: 008      Date Sampled: 06/30/97 14:00      Date Received: 07/01/97      Matrix: WATER

Semivolatile Organic Compounds by GC/MS  
 IN PROGRESS

In Review

Inorganic Analysis

Reviewed

→ Total Recoverable	ND	1.0	mg/L	MCAWW 418.1
Petroleum Hydrocarbons				

18  
SEMIVOLATILE ORGANICS ANALYSIS DATA SHEET

EPA SAMPLE NO.

68-GP-RB1

Name: QUANTERRA PITT Contract: 120141  
 Lab Code: 0PITT Case No.: 680201 SAS No.: SDG No.: BBL261  
 Matrix: (soil/water) WATER Lab Sample ID: C7G020105006  
 Sample wt/vol: 1000 (g/mL) ML Lab File ID: 00607200  
 Level: (low/med) LOW Date Received: 07/02/97  
 % Moisture: decanted: (Y/N) Date Extracted: 07/07/97  
 Concentrated Extract Volume: 1000 (uL) Date Analyzed: 07/20/97  
 Injection Volume: 2.0 (uL) Dilution Factor: 1.0  
 GPC Cleanup: (Y/N) N pH:

CAS NO.	COMPOUND	CONCENTRATION UNITS:	
		(ug/L or ug/Kg)	UG/L
10595-95-6	N-NITROSOMETHYLETHYLAMINE	10	10
109-06-8	2-PICOLINE	20	10
66-27-3	METHYL METHANE SULFONATE	10	10
55-18-5	N-NITROSODIMETHYLAMINE	10	10
62-50-0	ETHYL METHANE SULFONATE	10	10
76-01-7	PENTACHLOROETHANE	10	10
930-55-2	N-NITROSOPIRROLIDINE	10	10
98-86-2	ACETOPHENONE	10	10
59-89-2	N-NITROSOMORPHOLINE	10	10
106-50-3	P-PHENYLENEDIAMINE (1,4BENZENE)	20	10
95-53-4	O-TOLUIDINE/2METHYLBENZENAMINE	10	10
100-75-4	N-NITROSOPIPERIDINE	10	10
132-09-8	a, a-DIMETHYLPHENETHYLAMINE	10	10
87-65-0	2,6-DICHLOROPHENOL	10	10
1888-71-7	HEXACHLOROPROPENE	10	10
924-16-3	N-NITROSODI-N-BUTYLAMINE	10	10
94-59-7	SAFROLE	10	10
95-94-3	1,2,4,5-TETRACHLOROBENZENE	10	10
120-58-1	ISOSAFROLE	10	10
99-65-0	M-DINITROBENZENE (1,3DINITROBN)	10	10
608-93-5	PENTACHLOROBENZENE	10	10
134-32-7	1-NAPHTHYLAMINE	10	10
91-59-8	2-NAPHTHYLAMINE	10	10
99-55-8	5-NITRO-O-TOLUIDINE	10	10
99-35-4	SYM-TRINITROBENZENE (1,3,5-TRI)	10	10
62-44-2	PHENACETIN	20	10
2303-16-4	DIALATE	10	10
92-67-1	4-AMINOBIIPHENYL	20	10
23950-58-5	PRONAMIDE	10	10
82-68-8	PENTACHLORONITROBENZENE	10	10
56-57-5	4-NITROQUINOLINE-n-OXIDE	10	10
91-00-5	METHAPYRILENE	10	10
140-57-8	ARAMITE	20	10



1C  
SEMIVOLATILE ORGANICS ANALYSIS DATA SHEET

EPA SAMPLE NO.

68-GP-R81

Lab Name: QUANTERRA PITT Contract: 120141  
 Lab Code: QPITT Case No.: GE0201 SAS No.: \_\_\_\_\_ SDG No.: BBL261  
 Matrix: (soil/water) WATER Lab Sample ID: C7G020105000  
 Sample wt/vol: 1000 (g/mL) ML Lab File ID: 00607200  
 Level: (low/med) LOW Date Received: 07/02/97  
 % Moisture: \_\_\_\_\_ decanted: (Y/N) \_\_\_\_\_ Date Extracted: 07/07/97  
 Concentrated Extract Volume: 1000 (uL) Date Analyzed: 07/20/97  
 Injection Volume: 2.0 (uL) Dilution Factor: 1.0  
 GPC Cleanup: (Y/N) N pH: \_\_\_\_\_

CAS NO.	COMPOUND	CONCENTRATION UNITS:	
		(ug/L or ug/Kg)	UG/L
60-11-7	P-DIMETHYLAMINOAZOBENZENE	10	10
510-15-6	CHLOROBENZILATE	20	10
119-93-7	3,3-DIMETHYLBENZIDINE	20	10
53-96-3	2-ACETYLAMINOFLOURENE	20	10
57-97-6	7,12-DIMETHYLBENZ(a)ANTHRACEN	20	10
56-49-5	3-METHYLCHOLANTHRENE	10	10
70-30-4	HEXACHLOROPHENE	50	10
62-75-9	N-Nitrosodimethylamine	10	10
108-95-2	Phenol	10	10
62-53-3	Aniline	10	10
111-44-4	bis(2-Chloroethyl)Ether	10	10
95-57-8	2-Chlorophenol	10	10
541-73-1	1,3-Dichlorobenzene	10	10
106-46-7	1,4-Dichlorobenzene	10	10
100-51-6	Benzyl Alcohol	10	10
95-50-1	1,2-Dichlorobenzene	10	10
95-48-7	2-Methylphenol	10	10
108-60-1	bis(2-Chloroisopropyl)Ether	10	10
621-64-7	N-Nitroso-Di-n-Propylamine	10	10
67-72-1	Hexachloroethane	10	10
98-95-3	Nitrobenzene	10	10
78-59-1	Isophorone	10	10
88-75-5	2-Nitrophenol	10	10
105-67-9	2,4-Dimethylphenol	10	10
111-91-1	bis(2-Chloroethoxy)Methane	10	10
120-83-2	2,4-Dichlorophenol	10	10
120-82-1	1,2,4-Trichlorobenzene	10	10
91-20-3	Naphthalene	10	10
106-47-8	4-Chloroaniline	10	10
87-68-3	Hexachlorobutadiene	10	10
59-50-7	4-Chloro-3-Methylphenol	10	10
91-57-6	2-Methylnaphthalene	10	10

1D  
SEMIVOLATILE ORGANICS ANALYSIS DATA SHEET

EPA SAMPLE NO.

68-GP-RB1

Lab Name: QUANTERRA FITT Contract: 120141

Lab Code: QPIT1 Case No.: 0E0201 SAS No.: \_\_\_\_\_ SDG No.: BRL261

Matrix: (soil/water) WATER Lab Sample ID: C7G020105003

Sample wt/vol: 1000 (g/mL) ML Lab File ID: 0060720D

Level: (low/med) LOW Date Received: 07/02/97

% Moisture: \_\_\_\_\_ decanted: (Y/N) \_\_\_\_\_ Date Extracted: 07/07/97

Concentrated Extract Volume: 1000 (uL) Date Analyzed: 07/20/97

Injection Volume: 2.0 (uL) Dilution Factor: 1.0

GPC Cleanup: (Y/N) N pH: \_\_\_\_\_

CONCENTRATION UNITS:  
(ug/L or ug/Kg) UG/L 0

CAS NO.	COMPOUND	UG/L	0
77-47-4	Hexachlorocyclopentadiene	10	IU
88-06-2	2,4,6-Trichlorophenol	10	IU
95-95-4	2,4,5-Trichlorophenol	10	IU
91-58-7	2-Chloronaphthalene	10	IU
88-74-4	2-Nitroaniline	25	IU
131-11-3	Dimethyl Phthalate	10	IU
208-96-8	Acenaphthylene	10	IU
606-20-2	2,6-Dinitrotoluene	10	IU
99-09-2	3-Nitroaniline	25	IU
83-32-9	Acenaphthene	10	IU
51-28-5	2,4-Dinitrophenol	25	IU
100-02-7	4-Nitrophenol	25	IU
132-64-9	Dibenzofuran	10	IU
121-14-2	2,4-Dinitrotoluene	10	IU
84-66-2	Diethylphthalate	10	IU
7005-72-3	4-Chlorophenyl-phenylether	10	IU
86-73-7	Fluorene	10	IU
100-01-6	4-Nitroaniline	25	IU
534-52-1	4,6-Dinitro-2-Methylphenol	25	IU
86-30-6	N-Nitrosodiphenylamine (1)	10	IU
103-33-3	1,2-DIPHENYLHYDRAZINE	10	IU
101-55-3	4-Bromophenyl-phenylether	10	IU
118-74-1	Hexachlorobenzene	10	IU
97-06-5	Pentachlorophenol	50	IU
85-01-8	Phenanthrene	10	IU
120-12-7	Anthracene	10	IU
84-74-2	Di-n-Butylphthalate	10	IU
206-44-0	Fluoranthene	10	IU
92-87-5	Benzidine	10	IU
129-00-0	Pyrene	10	IU
85-68-7	Butylbenzylphthalate	10	IU
91-94-1	3,3'-Dichlorobenzidine	20	IU

(1) - Cannot be separated from Diphenylamine

1E  
SEMIVOLATILE ORGANICS ANALYSIS DATA SHEET

EPA SAMPLE NO.

68-GF-RB1

Site Name: QUANTERRA PITT Contract: 120141  
 Lab Code: GPITT Case No.: GE0201 SAS No.: \_\_\_\_\_ SDG No.: BBL261  
 Matrix: (soil/water) WATER Lab Sample ID: 076020105008  
 Sample wt/vol: 1000 (g/mL) ML Lab File ID: 0060720D  
 Level: (low/med) LOW Date Received: 07/02/97  
 % Moisture: \_\_\_\_\_ decanted: (Y/N) \_\_\_\_\_ Date Extracted: 07/07/97  
 Concentrated Extract Volume: 1000 (uL) Date Analyzed: 07/20/97  
 Injection Volume: 2.0 (uL) Dilution Factor: 1.0  
 GPC Cleanup: (Y/N) N pH: \_\_\_\_\_

CONCENTRATION UNITS:

CAS NO.	COMPOUND	(ug/L or ug/Kg) UG/L	Q
56-55-3	Benzo(a)Anthracene	10	U
218-01-9	Chrysene	10	U
117-81-7	bis(2-Ethylhexyl)Phthalate	2	J
117-84-0	Di-n-Octyl Phthalate	10	U
205-99-2	Benzo(b)Fluoranthene	10	U
207-08-9	Benzo(k)Fluoranthene	10	U
50-32-8	Benzo(a)Pyrene	10	U
193-39-5	Indeno(1,2,3-cd)Pyrene	10	U
53-70-3	Dibenz(a,h)Anthracene	10	U
191-24-2	Benzo(g,h,i)Perylene	10	U
130-15-4	1,4-NAPHTHOQUINONE	10	U
12-03-3	TOTAL 3&4 METHYL PHENOL	10	U
110-86-1	PYRIDINE	20	U
58-90-2	2,3,4,6-TETRACHLOROPHENOL	10	U
88-85-7	DIOXEB	10	U
122-39-4	DIPHENYLAMINE	10	U

PDE120

Quanterra, Incorporated

Date 7/10/1997

Page: 1

Data Review

Time 14:04:21

Lot/Sample: C7G020105-007 TRIP BLANK TICs.....: N Report Results: Y  
 WO#.....: CAFLT-1-01 Est. Results: Y Sig Fig Alg....: A  
 SAC.....: XX I 15 AF 01 Dry Weight...: N Upload.....:  
 Method....: WATER / Volatile Organics, GC/MS (8260) / SW846 / 8260

Analysis Date: 7/10/97

Prep Date.....: 7/10/97

Inject Time...: 0:00 Inject Vol: 5.0 Units: mL

QC Batch.....: 7191161

Analyst.....: 004637 Bob Williams

MS Run Number:

Dil Factor: 1.00 Instr File:

Prep Time.....: 0:00- 0:00

Instr ID: Column: ID: .00

Init Wgt/Vol.: 5.0 Units: mL

Sampling date.....: 6/30/97

Final Wgt/Vol: 5.00 Units: mL

Leach Date.....: 0/00/00

pH Values.: 1) .0 1) .0 2) .0

Leach Batch.....:

Extract Solv.: Amt...:

Buffer Type.....:

Exchange Solv.: Amt...:

Leach Weight.....: .0

Spike.....:

Leach Volume.....: 0 Units:

Surrogate:

Entered by.....: WILLIAMS 7/10/97 14:04:18

Prep Comments.....:

Analysis Comments...:

Result Units.....: ug/L

Total Solids..: .00

SYN#	Analyte	* Exc	SPK Code	Result	Limit	MDL	Data Qual	Report Qual
00011	Acetone			ND	100			
00020	Acetonitrile			ND	200			
00039	Acrolein			ND	100			
00046	Acrylonitrile			ND	100			
00196	Benzene			ND	5			
00323	Bromodichloromethane			ND	5			
00340	Bromoform			ND	5			
00343	Bromomethane			ND	10			
00459	Carbon disulfide			ND	5			
00463	Carbon tetrachloride			ND	5			
00521	Chlorobenzene			ND	5			
00531	Chloroprene			ND	15			
00535	Dibromochloromethane			ND	5			
00539	1,2-Dibromo-3-chloropro			ND	10			
00550	Chloroethane			ND	10			
00568	2-Chloroethyl vinyl eth			ND	10			
00569	Chloroform			ND	5			
00574	Chloromethane			ND	10			
00888	Dibromomethane			ND	5			
00922	trans-1,4-Dichloro-2-bu			ND	5			
00924	Dichlorodifluoromethane			ND	10			
00933	1,1-Dichloroethane			ND	5			

(Continued on next page)

PDE120

Quanterra, Incorporated

Date 7/10/1997

Page: 2

Data Review

Time 14:04:2

Lot/Sample: C7G020105-007 TRIP BLANK TICs.....: N Report Results: Y  
 WO#.....: CAFLT-1-01 Est. Results: Y Sig Fig Alg...: A  
 SAC.....: XX I 15 AF 01 Dry Weight...: N Upload.....:  
 Method....: WATER / Volatile Organics, GC/MS (8260) / SW846 / 8260

SYN#	Analyte	* Exc SPK Code	Result	Limit	MDL	Data Qual	Report Qual
00936	1,2-Dichloroethane		ND	5			
00943	1,1-Dichloroethene		ND	5			
00948	cis-1,2-Dichloroethene		ND	5			
00950	trans-1,2-Dichloroethene		ND	5			
00986	1,2-Dichloropropane		ND	5			
00998	cis-1,3-Dichloropropene		ND	5			
01000	trans-1,3-Dichloropropene		ND	5			
01199	1,4-Dioxane		ND	1,000			
01332	Ethylbenzene		ND	5			
01360	Ethyl methacrylate		ND	5			
01428	Trichlorofluoromethane		ND	5			
01515	2-Hexanone		ND	50			
01536	Iodomethane		ND	10			
01556	Isobutyl alcohol		ND	400			
01713	Methacrylonitrile		ND	5			
01811	Methylene chloride		187.686	5			
01823	Methyl methacrylate		ND	5			
02238	Propionitrile		ND	40			
02355	Styrene		ND	5			
02437	1,1,1,2-Tetrachloroethane		ND	5			
02439	1,1,2,2-Tetrachloroethane		ND	5			
02445	Tetrachloroethene		ND	5			
02489	Toluene		ND	5			
02518	1,1,1-Trichloroethane		ND	5			
02522	1,1,2-Trichloroethane		ND	5			
02525	Trichloroethene		ND	5			
02563	1,2,3-Trichloropropane		ND	5			
02610	Vinyl acetate		ND	50			
02613	Vinyl chloride		ND	10			
02627	Xylenes (total)		ND	5			
03261	1,2-Dibromoethane (EDB)		ND	5			
03271	2-Butanone (MEK)		ND	100			
03283	4-Methyl-2-pentanone (M)		ND	50			

SYN#	Surrogate Recovery	Exc Spike Code Amount	Measured Amount	Percent Recovery	Data Qual	Report Qual
00337	4-Bromofluorobenzene	50.00	49.804	99.608		
02735	1,2-Dichloroethane-d4	50.00	50.112	100.224		

(Continued on next page)

1B  
SEMIVOLATILE ORGANICS ANALYSIS DATA SHEET

EPA SAMPLE NO.

68-6P-D1

Lab Name: QUANTERRA FITT Contract: 130141  
 Lab Code: QFITT Case No.: GE0201 SAS No.: \_\_\_\_\_ SDG No.: BBL261  
 Matrix: (soil/water) SOIL Lab Sample ID: C76020105006  
 Sample wt/vol: 30.0 (g/mL) 5 Lab File ID: 0100708D  
 Level: (low/med) LOW Date Received: 07/02/97  
 % Moisture: 1 decanted: (Y/N) N Date Extracted: 07/05/97  
 Concentrated Extract Volume: 100.0 (uL) *DJH 7/13/97* Date Analyzed: 07/08/97  
 Injection Volume: 2.0 (uL) Dilution Factor: 1.0  
 GPC Cleanup: (Y/N) N pH: \_\_\_\_\_

CONCENTRATION UNITS:  
(ug/L or ug/Kg) UG/KG 0

CAS NO.	COMPOUND	UG/KG	0
10595-95-6	N-NITROSOMETHYLETHYLAMINE	330	1U
109-06-8	2-PICOLINE	670	1U
66-27-3	METHYL METHANE SULFONATE	330	1U
55-18-5	N-NITROSODIETHYLAMINE	330	1U
62-50-0	ETHYL METHANE SULFONATE	330	1U
76-01-7	PENTACHLOROETHANE	330	1U
930-55-2	N-NITROSPYROLIDINE	330	1U
98-86-2	ACETOPHENONE	330	1U
59-89-2	N-NITROSOMORPHOLINE	330	1U
106-50-3	P-PHENYLENEDIAMINE (1,4)BENZENE	670	1U
95-53-4	O-TOLUIDINE/2METHYLBENZENAMIN	330	1U
100-75-4	N-NITROSOPIPERIDINE	330	1U
122-09-8	a, a-DIMETHYLPHENETHYLAMINE	330	1U
87-65-0	2, 6-DICHLOROPHENOL	330	1U
1898-71-7	HEXACHLOROPROPENE	330	1U
924-16-3	N-NITROSODI-N-BUTYLAMINE	330	1U
94-59-7	SAFROLE	330	1U
95-94-3	1, 2, 4, 5-TETRACHLOROENZENE	330	1U
120-58-1	ISOSAFROLE	330	1U
99-65-0	M-DINITROBENZENE (1, 3)DINITROBN	330	1U
608-93-5	PENTACHLOROENZENE	330	1U
134-32-7	1-NAPHTHYLAMINE	330	1U
91-59-8	2-NAPHTHYLAMINE	330	1U
99-55-8	5-NITRO-O-TOLUIDINE	330	1U
99-35-4	SYM-TRINITROBENZENE (1, 3, 5-TRI	330	1U
62-44-2	PHENACETIN	670	1U
2303-16-4	DIALATE	330	1U
92-67-1	4-AMINOBIIPHENYL	670	1U
23950-58-5	PRONAMIDE	330	1U
82-68-8	PENTACHLORONITROBENZENE	330	1U
56-57-5	4-NITROQUINOLINE-n-OXIDE	330	1U
91-80-5	METHAFYRILENE	330	1U
140-57-8	ARAMITE	670	1U

1C  
SEMIVOLATILE ORGANICS ANALYSIS DATA SHEET

EPA SAMPLE NO.

68-GP-D1

Lab Name: QUANTERRA PITT

Contract: 120141

Lab Code: QPITT

Case No.: GE0201

SAS No.: \_\_\_\_\_

SDG No.: BBL261

Matrix: (soil/water) SOIL

Lab Sample ID: C76020105006

Sample wt/vol: 30.0 (g/mL) G

Lab File ID: 01007080

Level: (low/med) LOW

Date Received: 07/02/97

% Moisture: 1 decanted: (Y/N) N

Date Extracted: 07/05/97

Concentrated Extract Volume: 1000.0 (uL) 01/12/97

Date Analyzed: 07/08/97

Injection Volume: 2.0 (uL)

Dilution Factor: 1.0

GPC Cleanup: (Y/N) N

pH: \_\_\_\_\_

CONCENTRATION UNITS:

CAS NO. COMPOUND (ug/L or ug/Kg) UG/KG Q

60-11-7	P-DIMETHYLAMINOAZOBENZENE	330	1U
510-15-6	CHLOROBENZILATE	670	1U
119-93-7	3,3-DIMETHYLBENZIDINE	670	1U
53-96-3	2-ACETYLAMINOFLUORENE	670	1U
57-97-6	7,12-DIMETHYLBENZ(a)ANTHRACEN	670	1U
56-49-5	3-METHYLCHOLANTHRENE	330	1U
70-30-4	HEXACHLOROPHENE	1700	1U
62-75-9	N-Nitrosodimethylamine	330	1U
108-95-2	Phenol	330	1U
62-53-3	Aniline	330	1U
111-44-4	bis(2-Chloroethyl)Ether	330	1U
95-57-8	2-Chlorophenol	330	1U
541-73-1	1,3-Dichlorobenzene	330	1U
106-46-7	1,4-Dichlorobenzene	330	1U
100-51-6	Benzyl Alcohol	330	1U
95-50-1	1,2-Dichlorobenzene	330	1U
95-48-7	2-Methylphenol	330	1U
108-60-1	bis(2-Chloroisopropyl)Ether	330	1U
621-64-7	N-Nitroso-Di-n-Propylamine	330	1U
67-72-1	Hexachloroethane	330	1U
98-95-3	Nitrobenzene	330	1U
78-59-1	Isophorone	330	1U
88-75-5	2-Nitrophenol	330	1U
105-67-9	2,4-Dimethylphenol	330	1U
111-91-1	bis(2-Chloroethoxy)Methane	330	1U
120-83-2	2,4-Dichlorophenol	330	1U
120-82-1	1,2,4-Trichlorobenzene	330	1U
91-20-3	Naphthalene	330	1U
106-47-8	4-Chloroaniline	330	1U
87-68-3	Hexachlorobutadiene	330	1U
59-50-7	4-Chloro-3-Methylphenol	330	1U
91-57-6	2-Methylnaphthalene	330	1U

1D  
SEMIVOLATILE ORGANICS ANALYSIS DATA SHEET

EPA SAMPLE NO.

68-GP-D1

Lab Name: QUANTERRA PITT Contract: 120141

Lab Code: QPITT Case No.: GE0201 SAS No.: \_\_\_\_\_ SDG No.: BBL261

Matrix: (soil/water) SOIL Lab Sample ID: C76020105026

Sample wt/vol: 30.0 (g/mL) G Lab File ID: 0100708D

Level: (low/med) LOW Date Received: 07/02/97

% Moisture: 1 decanted: (Y/N) N Date Extracted: 07/05/97

Concentrated Extract Volume: 100.0 (uL) *P11 7/13/97* Date Analyzed: 07/08/97

Injection Volume: 2.0 (uL) Dilution Factor: 1.0

GPC Cleanup: (Y/N) N pH: \_\_\_\_\_

CAS NO.	COMPOUND	CONCENTRATION UNITS: (ug/L or ug/Kg) <u>UG/KG</u>		Q
77-47-4	Hexachlorocyclopentadiene	330	1U	
88-06-2	2,4,6-Trichlorophenol	330	1U	
95-95-4	2,4,5-Trichlorophenol	810	1U	
91-58-7	2-Chloronaphthalene	330	1U	
88-74-4	2-Nitroaniline	810	1U	
131-11-3	Dimethyl Phthalate	330	1U	
208-96-8	Acenaphthylene	330	1U	
606-20-2	2,6-Dinitrotoluene	330	1U	
99-09-2	3-Nitroaniline	810	1U	
83-32-9	Acenaphthene	330	1U	
51-28-5	2,4-Dinitrophenol	810	1U	
100-02-7	4-Nitrophenol	810	1U	
132-64-9	Dibenzofuran	330	1U	
121-14-2	2,4-Dinitrotoluene	330	1U	
84-66-2	Diethylphthalate	330	1U	
7005-72-3	4-Chlorophenyl-phenylether	330	1U	
86-73-7	Fluorene	330	1U	
100-01-6	4-Nitroaniline	810	1U	
534-52-1	4,6-Dinitro-2-Methylphenol	810	1U	
86-30-6	N-Nitrosodiphenylamine (1)	330	1U	
103-33-3	1,2-DIPHENYLHYDRAZINE	330	1U	
101-55-3	4-Bromophenyl-phenylether	330	1U	
118-74-1	Hexachlorobenzene	330	1U	
87-86-5	Pentachlorophenol	810	1U	
85-01-8	Phenanthrene	330	1U	
120-12-7	Anthracene	330	1U	
84-74-2	Di-n-Butylphthalate	330	1U	
206-44-0	Fluoranthene	330	1U	
92-87-5	Benzidine	330	1U	
129-00-0	Pyrene	330	1U	
85-68-7	Butylbenzylphthalate	330	1U	
91-94-1	3,3'-Dichlorobenzidine	670	1U	

(1) - Cannot be separated from Diphenylamine  
FORM I SU-1



1E  
SEMIVOLATILE ORGANICS ANALYSIS DATA SHEET

EPA SAMPLE NO.

68-GP-D1

Lab Name: QUANTERRA PITT Contract: 120141  
 Lab Code: QPITT Case No.: GE0201 SAS No.: \_\_\_\_\_ SDG No.: BBL261  
 Matrix: (soil/water) SOIL Lab Sample ID: C76020105006  
 Sample wt/vol: 30.0 (g/mL) G Lab File ID: 0100708D  
 Level: (low/med) LOW Date Received: 07/02/97  
 % Moisture: 1 decanted: (Y/N) N Date Extracted: 07/05/97  
 Concentrated Extract Volume: 100.0 (uL) *01/7/97* Date Analyzed: 07/08/97  
 Injection Volume: 2.0 (uL) Dilution Factor: 1.0  
 GPC Cleanup: (Y/N) N pH: \_\_\_\_\_

CONCENTRATION UNITS:  
(ug/L or ug/Kg) UG/KG Q

CAS NO.	COMPOUND	UG/KG	Q
56-55-3	Benzo(a)Anthracene	330	IU
218-01-9	Chrysene	330	IU
117-81-7	bis(2-Ethylhexyl)Phthalate	47	IJ
117-84-0	Di-n-Octyl Phthalate	330	IU
205-99-2	Benzo(b)Fluoranthene	330	IU
207-08-9	Benzo(k)Fluoranthene	330	IU
50-32-8	Benzo(a)Pyrene	330	IU
193-39-5	Indeno(1,2,3-cd)Pyrene	330	IU
53-70-3	Dibenz(a,h)Anthracene	330	IU
191-24-2	Benzo(g,h,i)Perylene	330	IU
130-15-4	1,4-NAPHTHOQUINONE	330	IU
12-03-3	TOTAL 3&4 METHYL PHENOL	330	IU
110-86-1	PYRIDINE	330	IU
58-90-2	2,3,4,6-TETRACHLOROPHENOL	330	IU
88-85-7	DINOSEB	330	IU
122-39-4	DIPHENYLAMINE	330	IU

1B  
SEMIVOLATILE ORGANICS ANALYSIS DATA SHEET

EPA SAMPLE NO.

BGP-1

Lab Name: QUANTERRA PITT Contract: 120141  
 Lab Code: QPITT Case No.: GE0201 SAS No.: \_\_\_\_\_ SDG No.: BBL261  
 Matrix: (soil/water) SOIL Lab Sample ID: C76020105004  
 Sample wt/vol: 30.0 (g/mL) G Lab File ID: 0080708D  
 Level: (low/med) LOW Date Received: 07/02/97  
 % Moisture: 0 decanted: (Y/N) N Date Extracted: 07/05/97  
 Concentrated Extract Volume: 1000.0 (uL) <sup>1000.0</sup> Date Analyzed: 07/08/97  
 Injection Volume: 2.0 (uL) Dilution Factor: 1.0  
 GPC Cleanup: (Y/N) N pH: \_\_\_\_\_

7/13/97

CAS NO.	COMPOUND	CONCENTRATION UNITS: (ug/L or ug/Kg) <u>UG/KG</u>	Q
10595-95-6	N-NITROSOMETHYLETHYLAMINE	330	1U
109-06-8	2-PICOLINE	660	1U
66-27-3	METHYL METHANE SULFONATE	330	1U
55-18-5	N-NITROSODIETHYLAMINE	330	1U
62-50-0	ETHYL METHANE SULFONATE	330	1U
76-01-7	PENTACHLOROETHANE	330	1U
930-55-2	N-NITROSPYROLIDINE	330	1U
98-96-2	ACETOPHENONE	330	1U
59-89-2	N-NITROSOMORPHOLINE	330	1U
106-50-3	p-PHENYLENEDIAMINE (1,4BENZENE	660	1U
95-53-4	O-TOLUIDINE/2METHYLBENZENAMIN	330	1U
100-75-4	N-NITROPIPERIDINE	330	1U
122-09-8	a, a-DIMETHYLPHENETHYLAMINE	330	1U
87-65-0	2, 6-DICHLOROPHENOL	330	1U
1888-71-7	HEXACHLOROPROPENE	330	1U
924-16-3	N-NITROSODI-N-BUTYLAMINE	330	1U
94-59-7	SAFROLE	330	1U
95-94-3	1, 2, 4, 5-TETRACHLORO BENZENE	330	1U
120-58-1	ISOSAFROLE	330	1U
99-65-0	m-DINITROBENZENE (1, 3DINITROBN	330	1U
608-93-5	PENTACHLORO BENZENE	330	1U
134-32-7	1-NAPHTHYLAMINE	330	1U
91-59-8	2-NAPHTHYLAMINE	330	1U
99-55-8	5-NITRO-O-TOLUIDINE	330	1U
99-35-4	SYM-TRINITROBENZENE (1, 3, 5-TRI	330	1U
62-44-2	PHENACETIN	660	1U
2303-16-4	DIALATE	330	1U
92-67-1	4-AMINOBIIPHENYL	660	1U
23950-58-5	PRONAMIDE	330	1U
82-68-8	PENTACHLORONITROBENZENE	330	1U
56-57-5	4-NITROQUINOLINE-n-OXIDE	330	1U
91-80-5	METHAPYRILENE	330	1U
140-57-8	ARAMITE	660	1U

10  
SEMIVOLATILE ORGANICS ANALYSIS DATA SHEET

EPA SAMPLE NO.

BGP-1

Lab Name: QUANTERRA PITT Contract: 120141

Lab Code: QPITT Case No.: GE0201 SAS No.: \_\_\_\_\_ SDG No.: BBL261

Matrix: (soil/water) SOIL Lab Sample ID: C76020105004

Sample wt/vol: 30.0 (g/mL) G Lab File ID: 00807080

Level: (low/med) LOW Date Received: 07/02/97

% Moisture: 0 decanted: (Y/N) N Date Extracted: 07/05/97

Concentrated Extract Volume: <sup>1000.0</sup>~~500.0~~ (uL) 7/10/97 Date Analyzed: 07/08/97

Injection Volume: 2.0 (uL) Dilution Factor: 1.0

GPC Cleanup: (Y/N) N pH: \_\_\_\_\_

CONCENTRATION UNITS:  
(ug/L or ug/Kg) UG/KG 0

CAS NO.	COMPOUND	CONCENTRATION UNITS: (ug/L or ug/Kg) <u>UG/KG</u>	0
60-11-7	P-DIMETHYLAMINOAZOBENZENE	330	IU
510-15-6	CHLOROENZILATE	660	IU
119-93-7	3,3-DIMETHYLBENZIDINE	660	IU
53-96-3	2-ACETYLAMINOFLUORENE	660	IU
57-97-6	7,12-DIMETHYLBENZ (a) ANTHRACEN	660	IU
56-49-5	3-METHYLCHOLANTHRENE	330	IU
70-30-4	HEXACHLOROPHENE	1600	IU
62-75-9	N-Nitrosodimethylamine	330	IU
108-95-2	Phenol	330	IU
62-53-3	Aniline	330	IU
111-44-4	bis(2-Chloroethyl)Ether	330	IU
95-57-8	2-Chlorophenol	330	IU
541-73-1	1,3-Dichlorobenzene	330	IU
106-46-7	1,4-Dichlorobenzene	330	IU
100-51-6	Benzyl Alcohol	330	IU
95-50-1	1,2-Dichlorobenzene	330	IU
95-48-7	2-Methylphenol	330	IU
108-60-1	bis(2-Chloroisopropyl)Ether	330	IU
621-64-7	N-Nitroso-Di-n-Propylamine	330	IU
67-72-1	Hexachloroethane	330	IU
98-95-3	Nitrobenzene	330	IU
78-59-1	Isophorone	330	IU
88-75-5	2-Nitrophenol	330	IU
105-67-9	2,4-Dimethylphenol	330	IU
111-91-1	bis(2-Chloroethoxy)Methane	330	IU
120-83-2	2,4-Dichlorophenol	330	IU
120-82-1	1,2,4-Trichlorobenzene	330	IU
91-20-3	Naphthalene	330	IU
106-47-8	4-Chloroaniline	330	IU
87-68-3	Hexachlorobutadiene	330	IU
59-50-7	4-Chloro-3-Methylphenol	330	IU
91-57-6	2-Methylnaphthalene	330	IU

1D  
SEMIVOLATILE ORGANICS ANALYSIS DATA SHEET

EPA SAMPLE NO.

BGP-1

Lab Name: QUANTERRA PITT Contract: 120141  
 Lab Code: QPITT Case No.: GE0201 SAS No.: \_\_\_\_\_ SDG No.: BBL261  
 Matrix: (soil/water) SOIL Lab Sample ID: C7G020105004  
 Sample wt/vol: 30.0 (g/mL) G Lab File ID: 0080708D  
 Level: (low/med) LOW Date Received: 07/02/97  
 % Moisture: 0 decanted: (Y/N) N Date Extracted: 07/05/97  
 Concentrated Extract Volume: <sup>1000.0</sup>~~500.0~~ (uL) *DN 1/13/97* Date Analyzed: 07/08/97  
 Injection Volume: 2.0 (uL) Dilution Factor: 1.0  
 GPC Cleanup: (Y/N) N pH: \_\_\_\_\_

CAS NO.	COMPOUND	CONCENTRATION UNITS: (ug/L or ug/Kg) <u>UG/KG</u>		Q
77-47-4	Hexachlorocyclopentadiene	330	IU	
88-06-2	2,4,6-Trichlorophenol	330	IU	
95-95-4	2,4,5-Trichlorophenol	800	IU	
91-58-7	2-Chloronaphthalene	330	IU	
88-74-4	2-Nitroaniline	800	IU	
131-11-3	Dimethyl Phthalate	330	IU	
208-96-8	Acenaphthylene	330	IU	
606-20-2	2,6-Dinitrotoluene	330	IU	
99-09-2	3-Nitroaniline	800	IU	
63-32-9	Acenaphthene	330	IU	
51-28-5	2,4-Dinitrophenol	800	IU	
100-02-7	4-Nitrophenol	800	IU	
132-64-9	Dibenzofuran	330	IU	
121-14-2	2,4-Dinitrotoluene	330	IU	
84-66-2	Diethylphthalate	330	IU	
7005-72-3	4-Chlorophenyl-phenylether	330	IU	
86-73-7	Fluorene	330	IU	
100-01-6	4-Nitroaniline	800	IU	
534-52-1	4,6-Dinitro-2-Methylphenol	800	IU	
86-30-6	N-Nitrosodiphenylamine (1)	330	IU	
103-33-3	1,2-DIPHENYLHYDRAZINE	330	IU	
101-55-3	4-Bromophenyl-phenylether	330	IU	
118-74-1	Hexachlorobenzene	330	IU	
87-86-5	Pentachlorophenol	800	IU	
85-01-8	Phenanthrene	330	IU	
120-12-7	Anthracene	330	IU	
84-74-2	Di-n-Butylphthalate	330	IU	
206-44-0	Fluoranthene	330	IU	
92-87-5	Benzidine	330	IU	
129-00-0	Pyrene	330	IU	
85-68-7	Butylbenzylphthalate	330	IU	
91-94-1	3,3'-Dichlorobenzidine	660	IU	

(1) - Cannot be separated from Diphenylamine  
FORM I SV-1

1E  
SEMIVOLATILE ORGANICS ANALYSIS DATA SHEET

EPA SAMPLE NO.

Lab Name: QUANTERRA PITT Contract: 120141

BGP-1

Lab Code: QPITT Case No.: GE0201 SAS No.: \_\_\_\_\_ SDG No.: BBL261

Matrix: (soil/water) SOIL Lab Sample ID: C7G020105004

Sample wt/vol: 30.0 (g/mL) G Lab File ID: 0080708D

Level: (low/med) LOW Date Received: 07/02/97

% Moisture: 0 decanted: (Y/N) N Date Extracted: 07/05/97

Concentrated Extract Volume: <sup>1000.0</sup>~~500.0~~ (uL) Date Analyzed: 07/08/97

Injection Volume: 2.0 (uL) Dilution Factor: 1.0

GPC Cleanup: (Y/N) N pH: \_\_\_\_\_

CONCENTRATION UNITS:

CAS NO. COMPOUND (ug/L or ug/Kg) UG/KG Q

56-55-3	Benzo(a)Anthracene	330	IU
218-01-9	Chrysene	330	IU
117-81-7	bis(2-Ethylhexyl)Phthalate	51	IJ
117-84-0	Di-n-Octyl Phthalate	330	IU
205-99-2	Benzo(b)Fluoranthene	330	IU
207-08-9	Benzo(k)Fluoranthene	330	IU
50-32-8	Benzo(a)Pyrene	330	IU
193-39-5	Indeno(1,2,3-cd)Pyrene	330	IU
53-70-3	Dibenz(a,h)Anthracene	330	IU
191-24-2	Benzo(g,h,i)Perylene	330	IU
130-15-4	1,4-NAPHTHOQUINONE	330	IU
12-03-3	TOTAL 3&4 METHYL PHENOL	330	IU
110-86-1	PYRIDINE	330	IU
58-90-2	2,3,4,6-TETRACHLOROPHENOL	330	IU
88-85-7	DINOSEB	330	IU
122-39-4	DIPHENYLAMINE	330	IU

SEMIVOLATILE ORGANICS ANALYSIS DATA SHEET

BGF-2

Lab Name: QUANTERRA PITT Contract: 120141

Lab Code: QPITT Case No.: GE0201 SAS No.: \_\_\_\_\_ SDG No.: BBL261

Matrix: (soil/water) SOIL Lab Sample ID: C7G020105005

Sample wt/vol: 30.0 (g/mL) G Lab File ID: 0090708D

Level: (low/med) LOW Date Received: 07/02/97

% Moisture: 0 decanted: (Y/N) N Date Extracted: 07/05/97

Concentrated Extract Volume: <sup>100.0</sup>~~500.0~~ 0 (uL) *(D) 7/13/97* Date Analyzed: 07/08/97

Injection Volume: 2.0 (uL) Dilution Factor: 1.0

GPC Cleanup: (Y/N) N pH: \_\_\_\_\_

CONCENTRATION UNITS:

CAS NO.	COMPOUND	(ug/L or ug/Kg)	UG/KG	Q
10595-95-6	N-NITROSOMETHYLETHYLAMINE	330	IU	
109-06-8	2-PICOLINE	660	IU	
66-27-3	METHYL METHANE SULFONATE	330	IU	
55-18-5	N-NITROSODIETHYLAMINE	330	IU	
62-50-0	ETHYL METHANE SULFONATE	330	IU	
76-01-7	PENTACHLOROETHANE	330	IU	
930-55-2	N-NITROSPYROLIDINE	330	IU	
98-86-2	ACETOPHENONE	330	IU	
59-89-2	N-NITROSOMORPHOLINE	330	IU	
106-50-3	P-PHENYLENEDIAMINE (1,4)BENZENE	660	IU	
95-53-4	O-TOLUIDINE/2METHYLBENZENAMINE	330	IU	
100-75-4	N-NITROPIPERIDINE	330	IU	
122-09-8	a, a-DIMETHYLPHENETHYLAMINE	330	IU	
87-65-0	2,6-DICHLOROPHENOL	330	IU	
1888-71-7	HEXACHLOROPROPENE	330	IU	
924-16-3	N-NITROSODI-N-BUTYLAMINE	330	IU	
94-59-7	SAFROLE	330	IU	
95-94-3	1,2,4,5-TETRACHLOROBENZENE	330	IU	
120-58-1	ISOSAFROLE	330	IU	
99-65-0	M-DINITROBENZENE (1,3)DINITROBENZENE	330	IU	
608-93-5	PENTACHLOROBENZENE	330	IU	
134-32-7	1-NAPHTHYLAMINE	330	IU	
91-59-8	2-NAPHTHYLAMINE	330	IU	
99-55-8	5-NITRO-O-TOLUIDINE	330	IU	
99-35-4	SYM-TRINITROBENZENE (1,3,5-TRINITROBENZENE)	330	IU	
62-44-2	PHENACETIN	660	IU	
2303-16-4	DIALATE	330	IU	
92-67-1	4-AMINOBIIPHENYL	660	IU	
23950-58-5	FRONAMIDE	330	IU	
82-68-8	PENTACHLORONITROBENZENE	330	IU	
56-57-5	4-NITROQUINOLINE-n-OXIDE	330	IU	
91-80-5	METHAPYRILENE	330	IU	
140-57-8	ARAMITE	660	IU	

1C  
SEMIVOLATILE ORGANICS ANALYSIS DATA SHEET

EPA SAMPLE NO.

BGP-2

Lab Name: QUANTERRA PITT Contract: 120141

Lab Code: QPITT Case No.: GE0201 SAS No.: \_\_\_\_\_ SDG No.: BBL261

Matrix: (soil/water) SOIL Lab Sample ID: C7G020105005

Sample wt/vol: 30.0 (g/mL) 6 Lab File ID: 0090708D

Level: (low/med) LOW Date Received: 07/02/97

% Moisture: 0 decanted: (Y/N) N Date Extracted: 07/05/97

Concentrated Extract Volume: 1000.0 (uL) *PH/1000* Date Analyzed: 07/08/97

Injection Volume: 2.0 (uL) Dilution Factor: 1.0

GPC Cleanup: (Y/N) N pH: \_\_\_\_\_

CONCENTRATION UNITS:

CAS NO. COMPOUND (ug/L or ug/Kg) UG/KG 0

60-11-7	P-DIMETHYLAMINOAZOBENZENE	330	IU
510-15-6	CHLOROBENZILATE	660	IU
119-93-7	3,3-DIMETHYLBENZIDINE	660	IU
53-96-3	2-ACETYLAMINOFLUORENE	660	IU
57-97-6	7,12-DIMETHYLBENZ(a)ANTHRACEN	660	IU
56-49-5	3-METHYLCHOLANTHRENE	330	IU
70-30-4	HEXACHLOROPHENE	1600	IU
62-75-9	N-Nitrosodimethylamine	330	IU
106-95-2	Phenol	330	IU
62-53-3	Aniline	330	IU
111-44-4	bis(2-Chloroethyl)Ether	330	IU
95-57-8	2-Chlorophenol	330	IU
541-73-1	1,3-Dichlorobenzene	330	IU
106-46-7	1,4-Dichlorobenzene	330	IU
100-51-6	Benzyl Alcohol	330	IU
95-50-1	1,2-Dichlorobenzene	330	IU
95-48-7	2-Methylphenol	330	IU
108-60-1	bis(2-Chloroisopropyl)Ether	330	IU
621-64-7	N-Nitroso-Di-n-Propylamine	330	IU
67-72-1	Hexachloroethane	330	IU
98-95-3	Nitrobenzene	330	IU
78-59-1	Isophorone	330	IU
88-75-5	2-Nitrophenol	330	IU
105-67-9	2,4-Dimethylphenol	330	IU
111-91-1	bis(2-Chloroethoxy)Methane	330	IU
120-83-2	2,4-Dichlorophenol	330	IU
120-82-1	1,2,4-Trichlorobenzene	330	IU
91-20-3	Naphthalene	330	IU
106-47-8	4-Chloroaniline	330	IU
87-68-3	Hexachlorobutadiene	330	IU
59-50-7	4-Chloro-3-Methylphenol	330	IU
91-57-6	2-Methylnaphthalene	330	IU

ID  
SEMIVOLATILE ORGANICS ANALYSIS DATA SHEET

EPA SAMPLE NO.

BGF-2

Lab Name: QUANTERRA PITT Contract: 120141

Lab Code: QPITT Case No.: GE0201 SAS No.: \_\_\_\_\_ SDG No.: BBL261

Matrix: (soil/water) SOIL Lab Sample ID: C7G020105005

Sample wt/vol: 30.0 (g/mL) G Lab File ID: 00907080

Level: (low/med) LOW Date Received: 07/02/97

% Moisture: 0 decanted: (Y/N) N Date Extracted: 07/05/97

Concentrated Extract Volume: 1500.0 (uL) *Pitt 7/13/97* Date Analyzed: 07/08/97

Injection Volume: 2.0 (uL) Dilution Factor: 1.0

GPC Cleanup: (Y/N) N pH: \_\_\_\_\_

CONCENTRATION UNITS:

CAS NO.	COMPOUND	(ug/L or ug/Kg) <u>UG/KG</u>	<u>Q</u>
77-47-4	Hexachlorocyclopentadiene	330	IU
88-06-2	2,4,6-Trichlorophenol	330	IU
95-95-4	2,4,5-Trichlorophenol	800	IU
91-58-7	2-Chloronaphthalene	330	IU
88-74-4	2-Nitroaniline	800	IU
131-11-3	Dimethyl Phthalate	330	IU
208-96-8	Acenaphthylene	330	IU
606-20-2	2,6-Dinitrotoluene	330	IU
99-09-2	3-Nitroaniline	800	IU
83-32-9	Acenaphthene	330	IU
51-28-5	2,4-Dinitrophenol	800	IU
100-02-7	4-Nitrophenol	800	IU
132-64-9	Dibenzofuran	330	IU
121-14-2	2,4-Dinitrotoluene	330	IU
84-66-2	Diethylphthalate	330	IU
7005-72-3	4-Chlorophenyl-phenylether	330	IU
86-73-7	Fluorene	330	IU
100-01-6	4-Nitroaniline	800	IU
534-52-1	4,6-Dinitro-2-Methylphenol	800	IU
86-30-6	N-Nitrosodiphenylamine (1)	330	IU
103-33-3	1,2-DIPHENYLHYDRAZINE	330	IU
101-55-3	4-Bromophenyl-phenylether	330	IU
118-74-1	Hexachlorobenzene	330	IU
87-86-5	Pentachlorophenol	800	IU
85-01-8	Phenanthrene	330	IU
120-12-7	Anthracene	330	IU
84-74-2	Di-n-Butylphthalate	330	IU
206-44-0	Fluoranthene	330	IU
92-87-5	Benzidine	330	IU
129-00-0	Pyrene	330	IU
85-68-7	Butylbenzylphthalate	330	IU
91-94-1	3,3'-Dichlorobenzidine	660	IU

(1) - Cannot be separated from Diphenylamine



IE  
SEMIVOLATILE ORGANICS ANALYSIS DATA SHEET

EPA SAMPLE NO.

BGP-2

Lab Name: QUANTERRA PITT Contract: 120141

Lab Code: QPITT Case No.: GE0201 SAS No.: \_\_\_\_\_ SDG No.: BBL261

Matrix: (soil/water) SOIL Lab Sample ID: C7G020105005

Sample wt/vol: 30.0 (g/mL) G Lab File ID: 00907080

Level: (low/med) LOW Date Received: 07/02/97

% Moisture: 0 decanted: (Y/N) N Date Extracted: 07/05/97

Concentrated Extract Volume: 1000.0 (uL) *9/1/97* Date Analyzed: 07/08/97

Injection Volume: 2.0 (uL) Dilution Factor: 1.0

GPC Cleanup: (Y/N) N pH: \_\_\_\_\_

CONCENTRATION UNITS:

CAS NO. COMPOUND (ug/L or ug/Kg) UG/KG 0

56-55-3	Benzo(a)Anthracene	330	IU
218-01-9	Chrysene	330	IU
117-81-7	bis(2-Ethylhexyl)Phthalate	52	IJ
117-84-0	Di-n-Octyl Phthalate	330	IU
205-99-2	Benzo(b)Fluoranthene	330	IU
207-08-9	Benzo(k)Fluoranthene	330	IU
50-32-8	Benzo(a)Pyrene	330	IU
193-39-5	Indeno(1,2,3-cd)Pyrene	330	IU
53-70-3	Dibenz(a,h)Anthracene	330	IU
191-24-2	Benzo(g,h,i)Perylene	330	IU
130-15-4	1,4-NAPHTHOQUINONE	330	IU
12-03-3	TOTAL 3&4 METHYL PHENOL	330	IU
110-86-1	PYRIDINE	330	IU
58-90-2	2,3,4,6-TETRACHLOROPHENOL	330	IU
88-85-7	DINOSEB	330	IU
122-39-4	DIPHENYLAMINE	330	IU

1B  
SEMIVOLATILE ORGANICS ANALYSIS DATA SHEET

EPA SAMPLE NO.

HGP-1

Lab Name: QUANTERRA PITT Contract: 120141

Lab Code: QPITY Case No.: GE0201 SAS No.: \_\_\_\_\_ SDG No.: BBL261

Matrix: (soil/water) SOIL Lab Sample ID: C76020105001

Sample wt/vol: 30.0 (g/mL) G Lab File ID: 02507080

Level: (low/med) LOW Date Received: 07/02/97

% Moisture: \_\_\_\_\_ decanted: (Y/N) N Date Extracted: 07/05/97

Concentrated Extract Volume: 1000.0 (uL) *Handwritten: 1000.0* Date Analyzed: 07/08/97

Injection Volume: 2.0 (uL) Dilution Factor: 1.0

GPC Cleanup: (Y/N) Y pH: \_\_\_\_\_

CONCENTRATION UNITS:

CAS NO. COMPOUND (ug/L or ug/Kg) UG/KG Q

10595-95-6	N-NITROSOMETHYLETHYLAMINE	330	IU
109-06-8	2-PICOLINE	660	IU
66-27-3	METHYL METHANE SULFONATE	330	IU
55-18-5	N-NITROSODIETHYLAMINE	330	IU
62-50-0	ETHYL METHANE SULFONATE	330	IU
76-01-7	PENTACHLOROETHANE	330	IU
930-55-2	N-NITROSPYROLIDINE	330	IU
98-86-2	ACETOPHENONE	330	IU
59-89-2	N-NITROSOMORPHOLINE	330	IU
106-50-3	P-PHENYLENEDIAMINE (1, 4BENZENE	660	IU
95-53-4	O-TOLUIDINE/2METHYLBENZENAMIN	330	IU
100-75-4	N-NITROPIPERIDINE	330	IU
122-09-8	a, a-DIMETHYLPHENETHYLAMINE	330	IU
87-65-0	2, 6-DICHLOROPHENOL	330	IU
1885-71-7	HEXACHLOROPROPENE	330	IU
924-16-3	N-NITROSODI-N-BUTYLAMINE	330	IU
94-59-7	SAFROLE	330	IU
95-94-3	1, 2, 4, 5-TETRACHLOROBENZENE	330	IU
120-58-1	ISOSAFROLE	330	IU
99-65-0	M-DINITROBENZENE (1, 3DINITROBN)	330	IU
608-93-5	PENTACHLOROBENZENE	330	IU
134-32-7	1-NAPHTHYLAMINE	330	IU
91-59-8	2-NAPHTHYLAMINE	330	IU
99-55-8	5-NITRO-O-TOLUIDINE	330	IU
99-35-4	SYM-TRINITROBENZENE (1, 3, 5-TRI	330	IU
62-44-2	PHENACETIN	660	IU
2303-16-4	DIALATE	330	IU
92-67-1	4-AMINOBIIPHENYL	660	IU
23950-58-5	PRONAMIDE	330	IU
82-68-9	PENTACHLORONITROBENZENE	330	IU
56-57-5	4-NITROQUINOLINE-n-OXIDE	330	IU
91-80-5	METHAPYRILENE	330	IU
140-57-8	ARAMITE	660	IU

SEMIVOLATILE ORGANICS ANALYSIS DATA SHEET

Lab Name: QUANTERRA PITT Contract: 120141 HGF-1

Lab Code: QPITT Case No.: GE0201 SAS No.: \_\_\_\_\_ SDG No.: BBL261

Matrix: (soil/water) SOIL Lab Sample ID: C7G020105001

Sample wt/vol: 30.0 (g/mL) G Lab File ID: 0050708D

Level: (low/med) LOW Date Received: 07/02/97

% Moisture: \_\_\_\_\_ decanted: (Y/N) N Date Extracted: 07/05/97

Concentrated Extract Volume: 1000.0 (uL) *0117/13/97* Date Analyzed: 07/08/97

Injection Volume: 2.0 (uL) Dilution Factor: 1.0

GPC Cleanup: (Y/N) Y pH: \_\_\_\_\_

CAS NO.	COMPOUND	CONCENTRATION UNITS: (ug/L or ug/Kg) <u>UG/KG</u>	<u>0</u>
60-11-7	P-DIMETHYLAMINOAZOBENZENE	330	1U
510-15-6	CHLOROBENZILATE	660	1U
119-93-7	3,3-DIMETHYLBENZIDINE	660	1U
53-96-3	2-ACETYLAMINOFLUORENE	660	1U
57-97-6	7,12-DIMETHYLBENZ(a)ANTHRACEN	660	1U
56-49-5	3-METHYLCHOLANTHRENE	330	1U
70-30-4	HEXACHLOROPHENE	1600	1U
62-75-9	N-Nitrosodimethylamine	330	1U
108-95-2	Phenol	330	1U
62-53-3	Aniline	330	1U
111-44-4	bis(2-Chloroethyl)Ether	330	1U
95-57-8	2-Chlorophenol	330	1U
541-73-1	1,3-Dichlorobenzene	330	1U
106-46-7	1,4-Dichlorobenzene	330	1U
100-51-6	Benzyl Alcohol	330	1U
95-50-1	1,2-Dichlorobenzene	330	1U
95-48-7	2-Methylphenol	330	1U
108-60-1	bis(2-Chloroisopropyl)Ether	330	1U
621-64-7	N-Nitroso-Di-n-Propylamine	330	1U
67-72-1	Hexachloroethane	330	1U
98-95-3	Nitrobenzene	330	1U
78-59-1	Isophorone	330	1U
88-75-9	2-Nitrophenol	330	1U
105-67-9	2,4-Dimethylphenol	330	1U
111-91-1	bis(2-Chloroethoxy)Methane	330	1U
120-83-2	2,4-Dichlorophenol	330	1U
120-82-1	1,2,4-Trichlorobenzene	330	1U
91-20-3	Naphthalene	330	1U
106-47-8	4-Chloroaniline	330	1U
67-68-3	Hexachlorobutadiene	330	1U
59-50-7	4-Chloro-3-Methylphenol	330	1U
91-57-6	2-Methylnaphthalene	330	1U

1D  
SEMIVOLATILE ORGANICS ANALYSIS DATA SHEET

EPA SAMPLE NO.

HSP-1

Lab Name: QUANTERRA PITT Contract: 120141

Lab Code: QPITT Case No.: GE0201 SAS No.: \_\_\_\_\_ SDG No.: BRL261

Matrix: (soil/water) SOIL Lab Sample ID: C76020105001

Sample wt/vol: 30.0 (g/mL) G Lab File ID: 0050708D

Level: (low/med) LOW Date Received: 07/02/97

% Moisture: \_\_\_\_\_ decanted: (Y/N) N Date Extracted: 07/05/97

Concentrated Extract Volume: 500.0 (uL) *500* Date Analyzed: 07/08/97

Injection Volume: 2.0 (uL) Dilution Factor: 1.0

GPC Cleanup: (Y/N) Y pH: \_\_\_\_\_

CONCENTRATION UNITS:

CAS NO.	COMPOUND	(ug/L or ug/Kg)	UG/KG	Q
77-47-4	Hexachlorocyclopentadiene	330	1U	
98-06-2	2,4,6-Trichlorophenol	330	1U	
95-95-4	2,4,5-Trichlorophenol	800	1U	
91-58-7	2-Chloronaphthalene	330	1U	
88-74-4	2-Nitroaniline	800	1U	
131-11-3	Dimethyl Phthalate	330	1U	
208-96-8	Acenaphthylene	330	1U	
606-20-2	2,6-Dinitrotoluene	330	1U	
99-09-2	3-Nitroaniline	800	1U	
83-32-9	Acenaphthene	330	1U	
51-28-5	2,4-Dinitrophenol	800	1U	
100-02-7	4-Nitrophenol	800	1U	
132-64-9	Dibenzofuran	330	1U	
121-14-2	2,4-Dinitrotoluene	330	1U	
84-66-2	Diethylphthalate	330	1U	
7005-72-3	4-Chlorophenyl-phenylether	330	1U	
86-73-7	Fluorene	330	1U	
100-01-6	4-Nitroaniline	800	1U	
534-52-1	4,6-Dinitro-2-Methylphenol	800	1U	
86-30-6	N-Nitrosodiphenylamine (1)	330	1U	
103-33-3	1,2-DIPHENYLHYDRAZINE	330	1U	
101-55-3	4-Bromophenyl-phenylether	330	1U	
118-74-1	Hexachlorobenzene	330	1U	
87-86-5	Pentachlorophenol	800	1U	
85-01-8	Phenanthrene	330	1U	
120-12-7	Anthracene	330	1U	
84-74-2	Di-n-Butylphthalate	330	1U	
206-44-0	Fluoranthene	330	1U	
92-87-5	Benidine	330	1U	
129-00-0	Pyrene	330	1U	
85-68-7	Butylbenzylphthalate	330	1U	
91-94-1	3,3'-Dichlorobenzidine	660	1U	

(1) - Cannot be separated from Diphenylamine  
FORM I SU-1

1E  
SEMIVOLATILE ORGANICS ANALYSIS DATA SHEET

EPA SAMPLE NO.

HCP-1

Lab Name: QUANTERRA PITT Contract: 120141

Lab Code: QPITT Case No.: GE0201 SAS No.: \_\_\_\_\_ SDG No.: BBL261

Matrix: (soil/water) SOIL Lab Sample ID: C76020105001

Sample wt/vol: 30.0 (g/mL) G Lab File ID: 0030708D

Level: (low/med) LOW Date Received: 07/02/97

% Moisture: \_\_\_\_\_ decanted: (Y/N) N Date Extracted: 07/05/97

Concentrated Extract Volume: <sup>1000.0</sup>~~500.0~~ (uL) *2/13/97* Date Analyzed: 07/08/97

Injection Volume: 2.0 (uL) Dilution Factor: 1.0

GPC Cleanup: (Y/N) Y pH: \_\_\_\_\_

CONCENTRATION UNITS:  
(ug/L or ug/Kg) UG/KG 0

CAS NO.	COMPOUND	CONCENTRATION UNITS: (ug/L or ug/Kg) <u>UG/KG</u>	0
56-55-3	Benzo(a)Anthracene	330	IU
218-01-9	Chrysene	330	IU
117-81-7	bis(2-Ethylhexyl)Phthalate	44	IJ
117-84-0	Di-n-Octyl Phthalate	330	IU
205-99-2	Benzo(b)Fluoranthene	330	IU
207-08-9	Benzo(k)Fluoranthene	330	IU
50-32-8	Benzo(a)Pyrene	330	IU
193-39-5	Indeno(1,2,3-cd)Pyrene	330	IU
53-70-3	Dibenz(a,h)Anthracene	330	IU
191-24-2	Benzo(g,h,i)Perylene	330	IU
130-15-4	1,4-NAPHTHOQUINONE	330	IU
12-03-3	TOTAL 3&4 METHYL PHENOL	330	IU
110-86-1	PYRIDINE	330	IU
58-90-2	2,3,4,6-TETRACHLOROPHENOL	330	IU
88-85-7	DINOSEB	330	IU
122-39-4	DIPHENYLAMINE	330	IU

1B

EPA SAMPLE NO.

SEMIVOLATILE ORGANICS ANALYSIS DATA SHEET

HGP-2

Lab Name: QUANTERRA PITT Contract: 120141  
 Lab Code: QPITT Case No.: GE0201 SAS No.: \_\_\_\_\_ SDG No.: BBL261  
 Matrix: (soil/water) SOIL Lab Sample ID: C76020105002  
 Sample wt/vol: 30.0 (g/mL) G Lab File ID: 00607000  
 Level: (low/med) LOW Date Received: 07/02/97  
 % Moisture: \_\_\_\_\_ decanted: (Y/N) N Date Extracted: 07/09/97  
 Concentrated Extract Volume: 1000.0 (uL) *9/11/97* Date Analyzed: 07/08/97  
 Injection Volume: 2.0 (uL) Dilution Factor: 1.0  
 GPC Cleanup: (Y/N) N pH: \_\_\_\_\_

CONCENTRATION UNITS:

CAS NO.	COMPOUND	(ug/L or ug/Kg)	UG/KG	Q
10595-95-6	N-NITROSOMETHYLETHYLAMINE	330	IU	
109-06-8	2-PICOLINE	660	IU	
66-27-3	METHYL METHANE SULFONATE	330	IU	
55-18-5	N-NITROSODIETHYLAMINE	330	IU	
62-50-0	ETHYL METHANE SULFONATE	330	IU	
76-01-7	PENTACHLOROETHANE	330	IU	
930-55-2	N-NITROSPYROLIDINE	330	IU	
98-86-2	ACETOPHENONE	330	IU	
59-89-2	N-NITROSOMORPHOLINE	330	IU	
106-50-3	P-PHENYLENEDIAMINE (1, 4BENZENE	660	IU	
95-53-4	O-TOLUIDINE/2METHYLBENZENAMIN	330	IU	
100-75-4	N-NITROPIPERIDINE	330	IU	
122-09-8	a, a-DIMETHYLPHENETHYLAMINE	330	IU	
87-65-0	2, 6-DICHLOROPHENOL	330	IU	
1888-71-7	HEXACHLOROPROPENE	330	IU	
924-16-3	N-NITROSODI-N-BUTYLAMINE	330	IU	
94-59-7	SAFROLE	330	IU	
95-94-3	1, 2, 4, 5-TETRACHLORO BENZENE	330	IU	
120-58-1	ISOSAFROLE	330	IU	
99-65-0	M-DINITROBENZENE (1, 3DINITROBN	330	IU	
608-93-5	PENTACHLORO BENZENE	330	IU	
134-32-7	1-NAPHTHYLAMINE	330	IU	
91-59-8	2-NAPHTHYLAMINE	330	IU	
99-55-8	5-NITRO-O-TOLUIDINE	330	IU	
99-35-4	SYM-TRINITROBENZENE (1, 3, 5-TRI	330	IU	
62-44-2	PHENACETIN	660	IU	
2303-16-4	DIALATE	330	IU	
92-67-1	4-AMINOBIIPHENYL	660	IU	
23950-58-5	PRONAMIDE	330	IU	
82-68-8	PENTACHLORONITROBENZENE	330	IU	
56-57-5	4-NITROQUINOLINE-n-OXIDE	330	IU	
91-80-5	METHAPYRILENE	330	IU	
140-57-8	ARAMITE	660	IU	

1C  
SEMIVOLATILE ORGANICS ANALYSIS DATA SHEET

EPA SAMPLE NO.

HGP-2

Lab Name: QUANTERRA PITT Contract: 120141

Lab Code: QPITT Case No.: GE0201 SAS No.: \_\_\_\_\_ SDG No.: BBL261

Matrix: (soil/water) SOIL Lab Sample ID: C76020105002

Sample wt/vol: 30.0 (g/mL) 6 Lab File ID: 0060708D

Level: (low/med) LOW Date Received: 07/02/97

% Moisture: \_\_\_\_\_ decanted: (Y/N) N Date Extracted: 07/05/97

Concentrated Extract Volume: 1000.0 (uL) *DP 7/10/97* Date Analyzed: 07/08/97

Injection Volume: 2.0 (uL) Dilution Factor: 1.0

GPC Cleanup: (Y/N) N pH: \_\_\_\_\_

CONCENTRATION UNITS:

CAS NO. COMPOUND (ug/L or ug/Kg) UG/KG 0

60-11-7	P-DIMETHYLAMINOAZOBENZENE	330	1U
510-15-6	CHLOROBENZILATE	660	1U
119-93-7	3,3-DIMETHYLBENZIDINE	660	1U
53-96-3	2-ACETYLAMINOFLUORENE	660	1U
57-97-6	7,12-DIMETHYLBENZ(a)ANTHRACEN	660	1U
56-49-5	3-METHYLCHOLANTHRENE	330	1U
70-30-4	HEXACHLOROPHENE	1600	1U
62-75-9	N-Nitrosodimethylamine	330	1U
108-95-2	Phenol	330	1U
62-53-3	Aniline	330	1U
111-44-4	bis(2-Chloroethyl)Ether	330	1U
95-57-8	2-Chlorophenol	330	1U
541-73-1	1,3-Dichlorobenzene	330	1U
106-46-7	1,4-Dichlorobenzene	330	1U
100-51-6	Benzyl Alcohol	330	1U
95-50-1	1,2-Dichlorobenzene	330	1U
95-48-7	2-Methylphenol	330	1U
100-60-1	bis(2-Chloroisopropyl)Ether	330	1U
621-64-7	N-Nitroso-Di-n-Propylamine	330	1U
67-72-1	Hexachloroethane	330	1U
98-95-3	Nitrobenzene	330	1U
78-59-1	Isophorone	330	1U
98-75-5	2-Nitrophenol	330	1U
105-67-9	2,4-Dimethylphenol	330	1U
111-91-1	bis(2-Chloroethoxy)Methane	330	1U
120-83-2	2,4-Dichlorophenol	330	1U
120-82-1	1,2,4-Trichlorobenzene	330	1U
91-20-3	Naphthalene	330	1U
106-47-8	4-Chloroaniline	330	1U
87-68-3	Hexachlorobutadiene	330	1U
59-50-7	4-Chloro-3-Methylphenol	330	1U
91-57-6	2-Methylnaphthalene	330	1U

1D  
SEMIVOLATILE ORGANICS ANALYSIS DATA SHEET

EPA SAMPLE NO.

HGP-2

Lab Name: QUANTERRA PITT

Contract: 120141

Lab Code: QPITT

Case No.: GE0201

SAS No.: \_\_\_\_\_

SDG No.: BBL361

Matrix: (soil/water) SOIL

Lab Sample ID: C7G020105002

Sample wt/vol: 30.0 (g/mL) G

Lab File ID: 0060708D

Level: (low/med) LOW

Date Received: 07/02/97

% Moisture: \_\_\_\_\_ decanted: (Y/N) N

Date Extracted: 07/05/97

Concentrated Extract Volume: 500.0 (uL)

Date Analyzed: 07/08/97

Injection Volume: 2.0 (uL)

Dilution Factor: 1.0

GPC Cleanup: (Y/N) N

pH: \_\_\_\_\_

CONCENTRATION UNITS:

CAS NO. COMPOUND (ug/L or ug/Kg) UG/KG Q

77-47-4	Hexachlorocyclopentadiene	330	IU
98-06-2	2,4,6-Trichlorophenol	330	IU
95-95-4	2,4,5-Trichlorophenol	800	IU
91-58-7	2-Chloronaphthalene	330	IU
88-74-4	2-Nitroaniline	800	IU
131-11-3	Dimethyl Fthalate	330	IU
208-96-8	Acenaphthylene	330	IU
606-20-2	2,6-Dinitrotoluene	330	IU
99-09-2	3-Nitroaniline	800	IU
83-32-9	Acenaphthene	330	IU
51-28-5	2,4-Dinitrophenol	800	IU
100-02-7	4-Nitrophenol	800	IU
132-64-9	Dibenzofuran	330	IU
121-14-2	2,4-Dinitrotoluene	330	IU
84-66-2	Diethylphthalate	330	IU
7005-72-3	4-Chlorophenyl-phenylether	330	IU
86-73-7	Fluorene	330	IU
100-01-6	4-Nitroaniline	800	IU
534-52-1	4,6-Dinitro-2-Methylphenol	800	IU
86-30-6	N-Nitrosodiphenylamine (1)	330	IU
103-33-3	1,2-DIPHENYLHYDRAZINE	330	IU
101-55-3	4-Bromophenyl-phenylether	330	IU
118-74-1	Hexachlorobenzene	330	IU
87-86-5	Pentachlorophenol	800	IU
85-01-8	Phenanthrene	330	IU
120-12-7	Anthracene	330	IU
84-74-2	Di-n-Butylphthalate	330	IU
206-44-0	Fluoranthene	330	IU
92-87-5	Benzidine	330	IU
129-00-0	Pyrene	330	IU
85-68-7	Butylbenzylphthalate	330	IU
91-94-1	3,3'-Dichlorobenzidine	660	IU

(1) - Cannot be separated from Diphenylamine



1E  
SEMIVOLATILE ORGANICS ANALYSIS DATA SHEET

EPA SAMPLE NO.

HGA-2

Lab Name: QUANTERRA PITT Contract: 120141

Lab Code: QPITT Case No.: GE0301 SAS No.: \_\_\_\_\_ SDG No.: BBL261

Matrix: (soil/water) SOIL Lab Sample ID: C76030105002

Sample wt/vol: 30.0 (g/mL) G Lab File ID: 0060708D

Level: (low/med) LOW Date Received: 07/02/97

% Moisture: \_\_\_\_\_ decanted: (Y/N) N Date Extracted: 07/05/97

Concentrated Extract Volume: <sup>100.0</sup>~~50.0~~ 0 (uL) *P/13M* Date Analyzed: 07/08/97

Injection Volume: 2.0 (uL) Dilution Factor: 1.0

GPC Cleanup: (Y/N) N pH: \_\_\_\_\_

CONCENTRATION UNITS:

CAS NO. COMPOUND (ug/L or ug/Kg) UG/KG 0

56-55-3	Benzo(a)Anthracene	330	IU
218-01-9	Chrysene	330	IU
117-81-7	bis(2-Ethylhexyl)Phthalate	57	IJ
117-84-0	Di-n-Octyl Phthalate	330	IU
205-99-2	Benzo(b)Fluoranthene	330	IU
207-08-9	Benzo(k)Fluoranthene	330	IU
50-32-8	Benzo(a)Pyrene	330	IU
193-39-5	Indeno(1,2,3-cd)Pyrene	330	IU
53-70-3	Dibenz(a,h)Anthracene	330	IU
191-24-2	Benzo(g,h,i)Perylene	330	IU
130-15-4	1,4-NAPHTHOQUINONE	330	IU
12-03-3	TOTAL 3&4 METHYL PHENOL	330	IU
110-86-1	PYRIDINE	330	IU
58-90-2	2,3,4,6-TETRACHLOROPHENOL	330	IU
88-85-7	DINOSEB	330	IU
122-39-4	DIPHENYLAMINE	330	IU

1B  
SEMIVOLATILE ORGANICS ANALYSIS DATA SHEET

EPA SAMPLE NO.

HBP-3

Lab Name: QUANTERRA PITT Contract: 120141

Lab Code: QPITT Case No.: GE0201 SAS No.: \_\_\_\_\_ SDG No.: BBL261

Matrix: (soil/water) SOIL Lab Sample ID: C76020105003

Sample wt/vol: 30.0 (g/mL) G Lab File ID: 0020709D

Level: (low/med) LOW Date Received: 07/02/97

% Moisture: 2 decanted: (Y/N) N Date Extracted: 07/05/97

Concentrated Extract Volume: <sup>1000.0</sup>~~500.0~~ 0 (uL) Date Analyzed: 07/09/97

Injection Volume: 2.0 (uL) Dilution Factor: 1.0

GPC Cleanup: (Y/N) N pH: \_\_\_\_\_

CONCENTRATION UNITS:

CAS NO. COMPOUND (ug/L or ug/Kg) UG/KG Q

10595-95-6	N-NITROSOMETHYLETHYLAMINE	340	1U
109-06-8	2-PICOLINE	670	1U
66-27-3	METHYL METHANE SULFONATE	340	1U
55-18-5	N-NITROSODIETHYLAMINE	340	1U
62-50-0	ETHYL METHANE SULFONATE	340	1U
76-01-7	PENTACHLOROETHANE	340	1U
930-55-2	N-NITROSPYROLIDINE	340	1U
98-86-2	ACETOPHENONE	340	1U
59-89-2	N-NITROSOMORPHOLINE	340	1U
106-50-3	P-PHENYLENEDIAMINE (1,4BENZENE	670	1U
95-53-4	O-TOLUIDINE/2METHYLBENZENAMIN	340	1U
100-75-4	N-NITROSPIPERIDINE	340	1U
122-09-6	a, a-DIMETHYLPHENETHYLAMINE	340	1U
87-65-0	2, 6-DICHLOROPHENOL	340	1U
1888-71-7	HEXACHLOROPROPENE	340	1U
924-16-3	N-NITROSODI-N-BUTYLAMINE	340	1U
94-59-7	SAFROLE	340	1U
95-94-3	1, 2, 4, 5-TETRACHLOROBENZENE	340	1U
120-58-1	ISOSAFROLE	340	1U
99-65-0	M-DINITROBENZENE (1, 3DINITROBN	340	1U
608-93-5	PENTACHLOROBENZENE	340	1U
134-32-7	1-NAPHTHYLAMINE	340	1U
91-59-8	2-NAPHTHYLAMINE	340	1U
99-55-8	5-NITRO-O-TOLUIDINE	340	1U
99-35-4	SYM-TRINITROBENZENE (1, 3, 5-TRI	340	1U
62-44-2	PHENACETIN	670	1U
2303-16-4	DIALATE	340	1U
92-67-1	4-AMINOBIPHENYL	670	1U
23950-58-5	PRONAMIDE	340	1U
82-68-9	PENTACHLORONITROBENZENE	340	1U
56-57-5	4-NITROQUINOLINE-n-OXIDE	340	1U
91-80-5	METHAPYRILENE	340	1U
140-57-8	ARAMITE	670	1U

1C  
SEMIVOLATILE ORGANICS ANALYSIS DATA SHEET

EPA SAMPLE NO.

HGF-3

Lab Name: QUANTERRA PITT Contract: 120141  
 Lab Code: QPITT Case No.: GE0201 SAS No.: \_\_\_\_\_ SDG No.: BBL261  
 Matrix: (soil/water) SOIL Lab Sample ID: C76020105003  
 Sample wt/vol: 30.0 (g/mL) G Lab File ID: 0020709D  
 Level: (low/med) LOW Date Received: 07/02/97  
 % Moisture: 2 decanted: (Y/N) N Date Extracted: 07/05/97  
 Concentrated Extract Volume: 1000.0 (uL) *DD 7/13/97* Date Analyzed: 07/09/97  
 Injection Volume: 2.0 (uL) Dilution Factor: 1.0  
 GPC Cleanup: (Y/N) N pH: \_\_\_\_\_

CONCENTRATION UNITS:  
(ug/L or ug/Kg) UG/KG U

CAS NO.	COMPOUND	CONCENTRATION UNITS: (ug/L or ug/Kg) <u>UG/KG</u>	U
60-11-7	P-DIMETHYLAMINOAZOBENZENE	340	1U
510-15-6	CHLOROENZILATE	670	1U
119-93-7	3,3-DIMETHYLBENZIDINE	670	1U
53-96-3	2-ACETYLAMINOFLUORENE	670	1U
57-97-6	7,12-DIMETHYLBENZ (a) ANTHRACENI	670	1U
56-49-5	3-METHYLCHOLANTHRENE	340	1U
70-30-4	HEXACHLOROPHENE	1700	1U
62-75-9	N-Nitrosodimethylamine	340	1U
108-95-2	Phenol	340	1U
62-53-3	Aniline	340	1U
111-44-4	bis(2-Chloroethyl)Ether	340	1U
95-57-8	2-Chlorophenol	340	1U
541-73-1	1,3-Dichlorobenzene	340	1U
106-46-7	1,4-Dichlorobenzene	340	1U
100-51-6	Benzyl Alcohol	340	1U
95-50-1	1,2-Dichlorobenzene	340	1U
95-48-7	2-Methylphenol	340	1U
108-60-1	bis(2-Chloroisopropyl)Ether	340	1U
621-64-7	N-Nitroso-Di-n-Propylamine	340	1U
67-72-1	Hexachloroethane	340	1U
98-95-3	Nitrobenzene	340	1U
78-59-1	Isophorone	340	1U
88-75-5	2-Nitrophenol	340	1U
105-67-9	2,4-Dimethylphenol	340	1U
111-91-1	bis(2-Chloroethoxy)Methane	340	1U
120-83-2	2,4-Dichlorophenol	340	1U
120-82-1	1,2,4-Trichlorobenzene	340	1U
91-20-3	Naphthalene	340	1U
106-47-8	4-Chloroaniline	340	1U
87-68-3	Hexachlorobutadiene	340	1U
59-50-7	4-Chloro-3-Methylphenol	340	1U
91-57-6	2-methylnaphthalene	340	1U

1D  
SEMIVOLATILE ORGANICS ANALYSIS DATA SHEET

EPA SAMPLE NO.

HGP-3

Lab Name: QUANTERRA PITT Contract: 120141  
 Lab Code: QPITT Case No.: GE0201 SAS No.: \_\_\_\_\_ SDG No.: BBL261  
 Matrix: (soil/water) SOIL Lab Sample ID: C7G020105003  
 Sample wt/vol: 30.0 (g/mL) G Lab File ID: 0020709D  
 Level: (low/med) LOW Date Received: 07/02/97  
 % Moisture: 2 decanted: (Y/N) N Date Extracted: 07/05/97  
 Concentrated Extract Volume: 1000.0 (uL) Date Analyzed: 07/09/97  
 Injection Volume: 2.0 (uL) Dilution Factor: 1.0  
 GPC Cleanup: (Y/N) N pH: \_\_\_\_\_

*Handwritten signature*

CAS NO.	COMPOUND	CONCENTRATION UNITS: (ug/L or ug/Kg) <u>UG/KG</u>	Q
77-47-4	Hexachlorocyclopentadiene	340	1U
88-06-2	2, 4, 6-Trichlorophenol	340	1U
95-95-4	2, 4, 5-Trichlorophenol	820	1U
91-58-7	2-Chloronaphthalene	340	1U
88-74-4	2-Nitroaniline	820	1U
131-11-3	Dimethyl Phthalate	340	1U
208-96-8	Acenaphthylene	340	1U
606-20-2	2, 6-Dinitrotoluene	340	1U
99-09-2	3-Nitroaniline	820	1U
83-32-9	Acenaphthene	340	1U
51-28-5	2, 4-Dinitrophenol	820	1U
100-02-7	4-Nitrophenol	820	1U
132-64-9	Dibenzofuran	340	1U
121-14-2	2, 4-Dinitrotoluene	340	1U
84-66-2	Diethylphthalate	340	1U
7005-72-3	4-Chlorophenyl-phenylether	340	1U
86-73-7	Fluorene	340	1U
100-01-6	4-Nitroaniline	820	1U
534-52-1	4, 6-Dinitro-2-Methylphenol	820	1U
86-30-6	N-Nitrosodiphenylamine (1)	340	1U
103-33-3	1, 2-DIPHENYLHYDRAZINE	340	1U
101-55-3	4-Bromophenyl-phenylether	340	1U
118-74-1	Hexachlorobenzene	340	1U
87-86-5	Pentachlorophenol	820	1U
85-01-8	Phenanthrene	340	1U
120-12-7	Anthracene	340	1U
84-74-2	Di-n-Butylphthalate	340	1U
206-44-0	Fluoranthene	340	1U
92-87-5	Benzidine	340	1U
129-00-0	Pyrene	340	1U
85-68-7	Butylbenzylphthalate	340	1U
91-94-1	3, 3'-Dichlorobenzidine	670	1U

(1) - Cannot be separated from Diphenylamine

1E  
SEMIVOLATILE ORGANICS ANALYSIS DATA SHEET

EPA SAMPLE NO.

HGP-3

Lab Name: QUANTERRA PITT Contract: 120141

Lab Code: QPITT Case No.: GE0201 SAS No.: \_\_\_\_\_ SDG No.: BBL261

Matrix: (soil/water) SOIL Lab Sample ID: C7G020105003

Sample wt/vol: 30.0 (g/mL) G Lab File ID: 00207090

Level: (low/med) LOW Date Received: 07/02/97

% Moisture: 2 decanted: (Y/N) N Date Extracted: 07/05/97

Concentrated Extract Volume: <sup>1000.0</sup>~~500.0~~ (uL) *AP 7/2/97* Date Analyzed: 07/09/97

Injection Volume: 2.0 (uL) Dilution Factor: 1.0

GPC Cleanup: (Y/N) N pH: \_\_\_\_\_

CONCENTRATION UNITS:

CAS NO. COMPOUND (ug/L or ug/Kg) UG/KG 0

CAS NO.	COMPOUND	(ug/L or ug/Kg)	UG/KG
56-55-3	Benzo(a)Anthracene	340	1U
218-01-9	Chrysene	340	1U
117-81-7	bis(2-Ethylhexyl)Phthalate	120	1J
117-84-0	Di-n-Octyl Phthalate	340	1U
205-99-2	Benzo(b)Fluoranthene	340	1U
207-08-9	Benzo(k)Fluoranthene	340	1U
50-32-8	Benzo(a)Pyrene	340	1U
193-39-5	Indeno(1,2,3-cd)Pyrene	340	1U
53-70-3	Dibenz(a,h)Anthracene	340	1U
191-24-2	Benzo(g,h,i)Perylene	340	1U
130-15-4	1,4-NAPHTHOQUINONE	340	1U
12-03-3	TOTAL 3&4 METHYL PHENOL	340	1U
110-86-1	PYRIDINE	340	1U
58-90-2	2,3,4,6-TETRACHLOROPHENOL	340	1U
88-85-7	DINOSEB	340	1U
122-39-4	DIPHENYLAMINE	340	1U

**QUANTERRA INCORPORATED**  
**PRELIMINARY DATA SUMMARY**

-----  
The results shown below may still require additional laboratory review and are subject to change. Actions taken based on these results are the responsibility of the data user.  
-----

PAGE 1

Lot #: C7G020105      **General Electric Company**      Date Reported: 7/14/97  
    GE SPECIAL PROJECT  
    Project Number: GE SPECIAL PROJECT

PARAMETER	RESULT	REPORTING LIMIT	UNITS	ANALYTICAL METHOD
-----------	--------	--------------------	-------	----------------------

Client Sample ID: HGP-1

Sample #: 001      Date Sampled: 06/30/97 13:00      Date Received: 07/01/97      Matrix: SOLID

Trace Inductively Coupled Plasma (ICP) Metals					Reviewed
Arsenic	1.7	1.0	mg/kg	SW846 6010A	
Lead	2.8	0.30	mg/kg	SW846 6010A	
Selenium	ND	0.51	mg/kg	SW846 6010A	
Thallium	0.87 B	1.0	mg/kg	SW846 6010A	

Inductively Coupled Plasma (ICP) Metals					Reviewed
Silver	ND	1.0	mg/kg	SW846 6010A	
Barium	44.1	20.2	mg/kg	SW846 6010A	
Beryllium	0.22 B	0.51	mg/kg	SW846 6010A	
Cadmium	ND	0.51	mg/kg	SW846 6010A	
Cobalt	6.4	5.1	mg/kg	SW846 6010A	
Chromium	10.6	1.0	mg/kg	SW846 6010A	
Copper	8.0	2.5	mg/kg	SW846 6010A	
Nickel	9.0	4.0	mg/kg	SW846 6010A	
Antimony	ND	6.1	mg/kg	SW846 6010A	
Tin	ND	10.1	mg/kg	SW846 6010A	
Vanadium	11.2	5.1	mg/kg	SW846 6010A	
Zinc	22.1	2.0	mg/kg	SW846 6010A	

Mercury in Solid Waste (Manual Cold-Vapor)					Reviewed
Mercury	0.0086 B	0.10	mg/kg	SW846 7471A	

Results and reporting limits have been adjusted for dry weight.

B Estimated result. Result is less than RL.

Organochlorine Pesticides and PCBs					In Review
PCB-1016	ND	33	ug/kg	SW846 8080A	
PCB-1221	ND	33	ug/kg	SW846 8080A	
PCB-1232	ND	33	ug/kg	SW846 8080A	
PCB-1242	ND	33	ug/kg	SW846 8080A	
PCB-1248	ND	33	ug/kg	SW846 8080A	
PCB-1254	ND	33	ug/kg	SW846 8080A	
PCB-1260	ND	33	ug/kg	SW846 8080A	

Results and reporting limits have been adjusted for dry weight.

(Continued on next page)

## QUANTERRA INCORPORATED

### PRELIMINARY DATA SUMMARY

-----  
 The results shown below may still require additional laboratory review and are subject to change. Actions taken based on these results are the responsibility of the data user.  
 -----

PAGE 4

Lot #: C7G020105      **General Electric Company**      Date Reported: 7/14/97  
    GE SPECIAL PROJECT  
    Project Number: GE SPECIAL PROJECT

PARAMETER	RESULT	REPORTING LIMIT	UNITS	ANALYTICAL METHOD
-----------	--------	-----------------	-------	-------------------

**Client Sample ID: HGP-2**

Sample #: 002      Date Sampled: 06/30/97 13:15      Date Received: 07/01/97      Matrix: SOLID

Trace Inductively Coupled Plasma (ICP) Metals				Reviewed
Arsenic	2.2	1.0	mg/kg	SW846 6010A
Lead	3.8	0.30	mg/kg	SW846 6010A
Selenium	ND	0.50	mg/kg	SW846 6010A
Thallium	0.82 B	1.0	mg/kg	SW846 6010A

Inductively Coupled Plasma (ICP) Metals				Reviewed
Silver	ND	1.0	mg/kg	SW846 6010A
Barium	40.9	20.0	mg/kg	SW846 6010A
Beryllium	0.22 B	0.50	mg/kg	SW846 6010A
Cadmium	ND	0.50	mg/kg	SW846 6010A
Cobalt	6.1	5.0	mg/kg	SW846 6010A
Chromium	7.4	1.0	mg/kg	SW846 6010A
Copper	7.7	2.5	mg/kg	SW846 6010A
Nickel	8.5	4.0	mg/kg	SW846 6010A
Antimony	ND	6.0	mg/kg	SW846 6010A
Tin	ND	10.0	mg/kg	SW846 6010A
Vanadium	8.9	5.0	mg/kg	SW846 6010A
Zinc	20.4	2.0	mg/kg	SW846 6010A

Mercury in Solid Waste (Manual Cold-Vapor)				Reviewed
Mercury	0.010 B	0.10	mg/kg	SW846 7471A

Results and reporting limits have been adjusted for dry weight.

B Estimated result. Result is less than RL.

Organochlorine Pesticides and PCBs				In Review
PCB-1016	ND	33	ug/kg	SW846 8080A
PCB-1221	ND	33	ug/kg	SW846 8080A
PCB-1232	ND	33	ug/kg	SW846 8080A
PCB-1242	ND	33	ug/kg	SW846 8080A
PCB-1248	ND	33	ug/kg	SW846 8080A
PCB-1254	ND	33	ug/kg	SW846 8080A
PCB-1260	ND	33	ug/kg	SW846 8080A

Results and reporting limits have been adjusted for dry weight.

(Continued on next page)

# QUANTERRA INCORPORATED

## PRELIMINARY DATA SUMMARY

-----  
 The results shown below may still require additional laboratory review and are subject to change. Actions taken based on these results are the responsibility of the data user.  
 -----

PAGE 7

Lot #: C7G020105      **General Electric Company**      Date Reported: 7/14/97  
                                  GE SPECIAL PROJECT  
                                  Project Number: GE SPECIAL PROJECT

PARAMETER	RESULT	REPORTING LIMIT	UNITS	ANALYTICAL METHOD
-----------	--------	--------------------	-------	----------------------

Client Sample ID: HGP-3

Sample #: 003      Date Sampled: 06/30/97 13:30      Date Received: 07/01/97      Matrix: SOLID

Trace Inductively Coupled Plasma (ICP) Metals Reviewed

Arsenic	4.1	1.0	mg/kg	SW846 6010A
Lead	4.2	0.31	mg/kg	SW846 6010A
Selenium	ND	0.51	mg/kg	SW846 6010A
Thallium	1.0	1.0	mg/kg	SW846 6010A

Inductively Coupled Plasma (ICP) Metals Reviewed

Silver	ND	1.0	mg/kg	SW846 6010A
Barium	46.0	20.4	mg/kg	SW846 6010A
Beryllium	0.31 B	0.51	mg/kg	SW846 6010A
Cadmium	ND	0.51	mg/kg	SW846 6010A
Cobalt	9.5	5.1	mg/kg	SW846 6010A
Chromium	10.1	1.0	mg/kg	SW846 6010A
Copper	12.1	2.6	mg/kg	SW846 6010A
Nickel	12.6	4.1	mg/kg	SW846 6010A
Antimony	ND	6.1	mg/kg	SW846 6010A
Tin	ND	10.2	mg/kg	SW846 6010A
Vanadium	12.7	5.1	mg/kg	SW846 6010A
Zinc	36.6	2.0	mg/kg	SW846 6010A

Mercury in Solid Waste (Manual Cold-Vapor) Reviewed

Mercury	0.015 B	0.10	mg/kg	SW846 7471A
---------	---------	------	-------	-------------

Results and reporting limits have been adjusted for dry weight.

B Estimated result. Result is less than RL.

Organochlorine Pesticides and PCBs In Review

PCB-1016	ND	34	ug/kg	SW846 8080A
PCB-1221	ND	34	ug/kg	SW846 8080A
PCB-1232	ND	34	ug/kg	SW846 8080A
PCB-1242	ND	34	ug/kg	SW846 8080A
PCB-1248	ND	34	ug/kg	SW846 8080A
PCB-1254	ND	34	ug/kg	SW846 8080A
PCB-1260	ND	34	ug/kg	SW846 8080A

Results and reporting limits have been adjusted for dry weight

(Continued on next page)



## QUANTERRA INCORPORATED

### PRELIMINARY DATA SUMMARY

-----  
 The results shown below may still require additional laboratory review and are subject to charge. Actions taken based on these results are the responsibility of the data user.  
 -----

Lot #: C7G020105      **General Electric Company**      PAGE 10  
    GE SPECIAL PROJECT      Date Reported: 7/14/97  
    Project Number: GE SPECIAL PROJECT

PARAMETER	RESULT	LIMIT	UNITS	REPORTING	ANALYTICAL	METHOD
-----------	--------	-------	-------	-----------	------------	--------

Client Sample ID: BGP-1

Sample #: 004      Date Sampled: 06/30/97 14:15      Date Received: 07/01/97      Matrix: SOLID

Trace Inductively Coupled Plasma (ICP) Metals						Reviewed
Arsenic	3.7	1.0	mg/kg	SW846	6010A	
Lead	3.5	0.30	mg/kg	SW846	6010A	
Selenium	ND	0.50	mg/kg	SW846	6010A	
Thallium	ND	1.0	mg/kg	SW846	6010A	

Inductively Coupled Plasma (ICP) Metals						Reviewed
Silver	ND	1.0	mg/kg	SW846	6010A	
Barium	12.2 B	20.0	mg/kg	SW846	6010A	
Beryllium	0.11 B	0.50	mg/kg	SW846	6010A	
Cadmium	ND	0.50	mg/kg	SW846	6010A	
Cobalt	4.4 B	5.0	mg/kg	SW846	6010A	
Chromium	2.4	1.0	mg/kg	SW846	6010A	
Copper	5.8	2.5	mg/kg	SW846	6010A	
Nickel	7.3	4.0	mg/kg	SW846	6010A	
Antimony	ND	6.0	mg/kg	SW846	6010A	
Tin	ND	10.0	mg/kg	SW846	6010A	
Vanadium	2.3 B	5.0	mg/kg	SW846	6010A	
Zinc	23.6	2.0	mg/kg	SW846	6010A	

Mercury in Solid Waste (Manual Cold-Vapor)						Reviewed
Mercury	0.013 B	0.10	mg/kg	SW846	7471A	

Results and reporting limits have been adjusted for dry weight.

B Estimated result. Result is less than RL.

Organochlorine Pesticides and PCBs						In Review
PCB-1016	ND	33	ug/kg	SW846	8080A	
PCB-1221	ND	33	ug/kg	SW846	8080A	
PCB-1232	ND	33	ug/kg	SW846	8080A	
PCB-1242	ND	33	ug/kg	SW846	8080A	
PCB-1248	ND	33	ug/kg	SW846	8080A	
PCB-1254	ND	33	ug/kg	SW846	8080A	
PCB-1260	ND	33	ug/kg	SW846	8080A	

Results and reporting limits have been adjusted for dry weight.

(Continued on next page)

## QUANTERRA INCORPORATED

### PRELIMINARY DATA SUMMARY

-----  
 The results shown below may still require additional laboratory review and are subject to change. Actions taken based on these results are the responsibility of the data user.  
 -----

PAGE 13

Lot #: C7G020105      **General Electric Company**      Date Reported: 7/14/97  
                                  GE SPECIAL PROJECT  
                                  Project Number: GE SPECIAL PROJECT

PARAMETER	RESULT	REPORTING LIMIT	UNITS	ANALYTICAL METHOD
-----------	--------	-----------------	-------	-------------------

Client Sample ID: BGP-2

Sample #: 005      Date Sampled: 06/30/97 14:30      Date Received: 07/01/97      Matrix: SOLID

Trace Inductively Coupled Plasma (ICP) Metals				Reviewed
Arsenic	3.4	1.0	mg/kg	SW846 6010A
Lead	3.1	0.30	mg/kg	SW846 6010A
Selenium	ND	0.50	mg/kg	SW846 6010A
Thallium	ND	1.0	mg/kg	SW846 6010A

Inductively Coupled Plasma (ICP) Metals				Reviewed
Silver	ND	1.0	mg/kg	SW846 6010A
Barium	11.2 B	20.0	mg/kg	SW846 6010A
Beryllium	0.070 B	0.50	mg/kg	SW846 6010A
Cadmium	ND	0.50	mg/kg	SW846 6010A
Cobalt	3.7 B	5.0	mg/kg	SW846 6010A
Chromium	1.4	1.0	mg/kg	SW846 6010A
Copper	4.3	2.5	mg/kg	SW846 6010A
Nickel	4.6	4.0	mg/kg	SW846 6010A
Antimony	ND	6.0	mg/kg	SW846 6010A
Tin	ND	10.0	mg/kg	SW846 6010A
Vanadium	3.6 B	5.0	mg/kg	SW846 6010A
Zinc	21.5	2.0	mg/kg	SW846 6010A

Mercury in Solid Waste (Manual Cold-Vapor)				Reviewed
Mercury	0.0098 B	0.10	mg/kg	SW846 7471A

Results and reporting limits have been adjusted for dry weight.

B Estimated result. Result is less than RL.

Organochlorine Pesticides and PCBs				In Review
PCB-1016	ND	33	ug/kg	SW846 8080A
PCB-1221	ND	33	ug/kg	SW846 8080A
PCB-1232	ND	33	ug/kg	SW846 8080A
PCB-1242	ND	33	ug/kg	SW846 8080A
PCB-1248	ND	33	ug/kg	SW846 8080A
PCB-1254	ND	33	ug/kg	SW846 8080A
PCB-1260	ND	33	ug/kg	SW846 8080A

Results and reporting limits have been adjusted for dry weight.

(Continued on next page)

## QUANTERRA INCORPORATED

### PRELIMINARY DATA SUMMARY

-----  
 The results shown below may still require additional laboratory review and are subject to change. Actions taken based on these results are the responsibility of the data user.  
 -----

PAGE 16

Lot #: C7G020105      **General Electric Company**      Date Reported: 7/14/97  
                                  GE SPECIAL PROJECT  
                                  Project Number: GE SPECIAL PROJECT

PARAMETER	RESULT	LIMIT	UNITS	ANALYTICAL METHOD
-----------	--------	-------	-------	-------------------

Client Sample ID: 68-GP-D1

Sample #: 006      Date Sampled: 06/30/97 14:30      Date Received: 07/01/97      Matrix: SOLID

Trace Inductively Coupled Plasma (ICP) Metals				Reviewed
Arsenic	3.6	1.0	mg/kg	SW846 6010A
Lead	4.0	0.30	mg/kg	SW846 6010A
Selenium	ND	0.50	mg/kg	SW846 6010A
Thallium	ND	1.0	mg/kg	SW846 6010A

Inductively Coupled Plasma (ICP) Metals				Reviewed
Silver	ND	1.0	mg/kg	SW846 6010A
Barium	19.5 B	20.1	mg/kg	SW846 6010A
Beryllium	0.10 B	0.50	mg/kg	SW846 6010A
Cadmium	ND	0.50	mg/kg	SW846 6010A
Cobalt	4.2 B	5.0	mg/kg	SW846 6010A
Chromium	1.9	1.0	mg/kg	SW846 6010A
Copper	5.6	2.5	mg/kg	SW846 6010A
Nickel	6.5	4.0	mg/kg	SW846 6010A
Antimony	ND	6.0	mg/kg	SW846 6010A
Tin	ND	10.1	mg/kg	SW846 6010A
Vanadium	2.7 B	5.0	mg/kg	SW846 6010A
Zinc	21.8	2.0	mg/kg	SW846 6010A

Mercury in Solid Waste (Manual Cold-Vapor)				Reviewed
Mercury	0.010 B	0.10	mg/kg	SW846 7471A

Results and reporting limits have been adjusted for dry weight.

B Estimated result. Result is less than RL.

Organochlorine Pesticides and PCBs				In Review
PCB-1016	ND	33	ug/kg	SW846 8080A
PCB-1221	ND	33	ug/kg	SW846 8080A
PCB-1232	ND	33	ug/kg	SW846 8080A
PCB-1242	ND	33	ug/kg	SW846 8080A
PCB-1248	ND	33	ug/kg	SW846 8080A
PCB-1254	ND	33	ug/kg	SW846 8080A
PCB-1260	ND	33	ug/kg	SW846 8080A

Results and reporting limits have been adjusted for dry weight.

(Continued on next page)

## QUANTERRA INCORPORATED

### PRELIMINARY DATA SUMMARY

-----  
 The results shown below may still require additional laboratory review and are subject to change. Actions taken based on these results are the responsibility of the data user.  
 -----

PAGE 20

Lot #: C7G020105      **General Electric Company**      Date Reported: 7/14/97  
                                  GE SPECIAL PROJECT  
                                  Project Number: GE SPECIAL PROJECT

PARAMETER	RESULT	REPORTING LIMIT	UNITS	ANALYTICAL METHOD
-----------	--------	-----------------	-------	-------------------

**Client Sample ID: TRIP BLANK**  
 Sample #: 007      Date Sampled: 06/30/97 12:00      Date Received: 07/01/97      Matrix: WATER

Volatile Organics by GC/MS					Reviewed
Methacrylonitrile	ND	5.0	ug/L	SW846 8260	
<b>Methylene chloride</b>	<b>190</b>	<b>5.0</b>	<b>ug/L</b>	<b>SW846 8260</b>	
Methyl methacrylate	ND	5.0	ug/L	SW846 8260	
4-Methyl-2-pentanone (MIBK)	ND	50	ug/L	SW846 8260	
Propionitrile	ND	40	ug/L	SW846 8260	
Styrene	ND	5.0	ug/L	SW846 8260	
1,1,1,2-Tetrachloroethane	ND	5.0	ug/L	SW846 8260	
1,1,2,2-Tetrachloroethane	ND	5.0	ug/L	SW846 8260	
Tetrachloroethene	ND	5.0	ug/L	SW846 8260	
Toluene	ND	5.0	ug/L	SW846 8260	
1,1,1-Trichloroethane	ND	5.0	ug/L	SW846 8260	
1,1,2-Trichloroethane	ND	5.0	ug/L	SW846 8260	
Trichloroethene	ND	5.0	ug/L	SW846 8260	
Trichlorofluoromethane	ND	5.0	ug/L	SW846 8260	
1,2,3-Trichloropropane	ND	5.0	ug/L	SW846 8260	
Vinyl acetate	ND	50	ug/L	SW846 8260	
Vinyl chloride	ND	10	ug/L	SW846 8260	
Xylenes (total)	ND	5.0	ug/L	SW846 8260	
2-Chloroethyl vinyl ether	ND	10	ug/L	SW846 8260	
cis-1,2-Dichloroethene	ND	5.0	ug/L	SW846 8260	

**Client Sample ID: 68-GP-RB1**  
 Sample #: 008      Date Sampled: 06/30/97 14:00      Date Received: 07/01/97      Matrix: WATER

Trace Inductively Coupled Plasma (ICP) Metals					Reviewed
Arsenic	ND	10.0	ug/L	SW846 6010A	
Lead	ND	3.0	ug/L	SW846 6010A	
Selenium	ND	5.0	ug/L	SW846 6010A	
Thallium	ND	10.0	ug/L	SW846 6010A	

Inductively Coupled Plasma (ICP) Metals					Reviewed
Silver	ND	10.0	ug/L	SW846 6010A	
Barium	ND	200	ug/L	SW846 6010A	

(Continued on next page)

# QUANTERRA INCORPORATED

## PRELIMINARY DATA SUMMARY

The results shown below may still require additional laboratory review and are subject to change. Actions taken based on these results are the responsibility of the data user.

PAGE 21

Lot #: C7G020105      General Electric Company      Date Reported: 7/14/97  
 GE SPECIAL PROJECT  
 Project Number: GE SPECIAL PROJECT

PARAMETER	RESULT	REPORTING LIMIT	UNITS	ANALYTICAL METHOD
-----------	--------	-----------------	-------	-------------------

Client Sample ID: 68-GP-RB1

Sample #: 008      Date Sampled: 06/30/97 14:00      Date Received: 07/01/97      Matrix: WATER

Beryllium	ND	5.0	ug/L	SW846 6010A
Cadmium	ND	5.0	ug/L	SW846 6010A
Cobalt	ND	50.0	ug/L	SW846 6010A
Chromium	ND	10.0	ug/L	SW846 6010A
Copper	ND	25.0	ug/L	SW846 6010A
Nickel	ND	40.0	ug/L	SW846 6010A
Antimony	ND	60.0	ug/L	SW846 6010A
Tin	ND	100	ug/L	SW846 6010A
Vanadium	ND	50.0	ug/L	SW846 6010A
Zinc	ND	20.0	ug/L	SW846 6010A

Mercury in Liquid Waste (Manual Cold-Vapor)      Reviewed  
 Mercury      ND      0.20      ug/L      SW846 7470A

Organochlorine Pesticides and PCBs      Reviewed

PCB-1016	ND	1.0	ug/L	SW846 8080A
PCB-1221	ND	1.0	ug/L	SW846 8080A
PCB-1232	ND	1.0	ug/L	SW846 8080A
PCB-1242	ND	1.0	ug/L	SW846 8080A
PCB-1248	ND	1.0	ug/L	SW846 8080A
PCB-1254	ND	1.0	ug/L	SW846 8080A
PCB-1260	ND	1.0	ug/L	SW846 8080A

Volatiles Organically Soluble      Reviewed

Acetone	ND	100	ug/L	SW846 8260
Acetonitrile	ND	200	ug/L	SW846 8260
Acrolein	ND	100	ug/L	SW846 8260
Acrylonitrile	ND	100	ug/L	SW846 8260
Benzene	ND	5.0	ug/L	SW846 8260
Bromodichloromethane	ND	5.0	ug/L	SW846 8260
Bromoform	ND	5.0	ug/L	SW846 8260
Bromomethane	ND	10	ug/L	SW846 8260
2-Butanone (MEK)	ND	100	ug/L	SW846 8260
Carbon disulfide	ND	5.0	ug/L	SW846 8260
Carbon tetrachloride	ND	5.0	ug/L	SW846 8260
Chlorobenzene	ND	5.0	ug/L	SW846 8260

(Continued on next page)

1A

EPA SAMPLE NO.

VOLATILE ORGANICS ANALYSIS DATA SHEET

68-GP-D1

Lab Name: QUANTERRA PITT Contract: 120141  
 Lab Code: QPITT Case No.: GE0201 SAS No.: \_\_\_\_\_ SDG No.: BBL261  
 Matrix: (soil/water) SOIL Lab Sample ID: C76020105006  
 Sample wt/vol: 5.0 (g/mL) 5 Lab File ID: 2170703D  
 Level: (low/med) LOW Date Received: 07/01/97  
 % Moisture: not dec. 1 Date Analyzed: 07/03/97  
 Column: (pack/cap) CAF Dilution Factor: 1.0

CONCENTRATION UNITS:

CAS NO.	COMPOUND	(ug/L or ug/Kg) <u>UG/KG</u>	<u>Q</u>
74-88-4	Iodomethane	5	IU
107-05-1	3-CHLOROPROPENE	5	IU
80-62-6	Methyl Methacrylate	5	IU
110-57-6	Trans-1,4-Dichloro-2-Butene	5	IU
97-63-2	Ethyl Methacrylate	5	IU
126-98-7	Methacrylonitrile	5	IU
123-91-1	1,4-DIOXANE	1000	IU
74-87-3	Chloromethane	5	IU
74-83-9	Bromomethane	5	IU
75-01-4	Vinyl Chloride	5	IU
75-00-3	Chloroethane	5	IU
75-09-2	Methylene Chloride	5	IU
67-64-1	Acetone	10	IU
75-15-0	Carbon Disulfide	5	IU
75-35-4	1,1-Dichloroethene	5	IU
75-34-3	1,1-Dichloroethane	5	IU
67-66-3	Chloroform	5	IU
107-06-2	1,2-Dichloroethane	5	IU
78-93-3	2-Butanone	10	IU
71-55-6	1,1,1-Trichloroethane	5	IU
56-23-5	Carbon Tetrachloride	5	IU
108-05-4	Vinyl Acetate	10	IU
75-27-4	Bromodichloromethane	5	IU
78-87-5	1,2-Dichloropropane	5	IU
10061-01-5	cis-1,3-Dichloropropene	5	IU
79-01-6	Trichloroethene	5	IU
124-48-1	Dibromochloromethane	5	IU
79-00-5	1,1,2-Trichloroethane	5	IU
71-43-2	Benzene	5	IU
10061-02-6	Trans-1,3-Dichloropropene	5	IU
110-75-8	2-CHLOROETHYL VINYLETHER	10	IU
75-25-2	Bromoform	5	IU
108-10-1	4-Methyl-2-Pentanone	10	IU
591-78-6	2-Hexanone	10	IU
127-18-4	Tetrachloroethene	5	IU
79-34-5	1,1,2,2-Tetrachloroethane	5	IU

REVIEWED BY: [Signature]  
 DATE: 7/8/97

108-88-3	Toluene	5	10
108-90-7	Chlorobenzene	5	10
100-41-4	Ethylbenzene	5	10
100-42-5	Styrene	5	10
1330-20-7	Xylene (total)	5	10
78-83-1	Isobutanol	400	10
96-12-8	1,2-Dibromo-3-Chloropropane	5	10
96-18-4	1,2,3-Trichloropropane	5	10
630-20-6	1,1,1,2-Tetrachloroethane	5	10
106-93-4	1,2-DIBROMOETHANE	5	10
74-95-3	Dibromomethane	5	10
75-69-4	Trichlorofluoromethane	5	10
75-71-8	Dichlorodifluoromethane	5	10
156-60-5	TRANS 1,2-Dichloroethene	5	10
156-59-2	CIS 1,2-Dichloroethene	5	10
126-99-8	Chloroprene	10	10
107-02-8	Acrolein	50	10
107-13-1	Acrylonitrile	50	10
75-05-8	Acetonitrile	200	10
107-12-0	Propionitrile	40	10

68-GR-D1

1A  
VOLATILE ORGANICS ANALYSIS DATA SHEET

EPA SAMPLE NO.

BGF-1

Lab Name: QUANTERRA PITT Contract: 120141  
 Lab Code: QPITT Case No.: GE0201 SAS No.: \_\_\_\_\_ SDG No.: BBL261  
 Matrix: (soil/water) SOIL Lab Sample ID: C7G020105004  
 Sample wt/vol: 5.0 (g/mL) 5 Lab File ID: 2130703D  
 Level: (low/med) LOW Date Received: 07/01/97  
 % Moisture: not dec. 0 Date Analyzed: 07/03/97  
 Column: (pack/cap) CAP Dilution Factor: 1.0

CAS NO.	COMPOUND	CONCENTRATION UNITS: (ug/L or ug/Kg) <u>US/KG</u>	<u>Q</u>
74-88-4	Iodomethane	5	IU
107-05-1	3-CHLOROPROPENE	5	IU
80-62-6	Methyl Methacrylate	5	IU
110-57-6	Trans-1,4-Dichloro-2-Butene	5	IU
97-63-2	Ethyl Methacrylate	5	IU
126-98-7	Methacrylonitrile	5	IU
123-91-1	1,4-DIOXANE	1000	IU
74-87-3	Chloromethane	5	IU
74-83-9	Bromomethane	5	IU
75-01-4	Vinyl Chloride	5	IU
75-00-3	Chloroethane	5	IU
75-09-2	Methylene Chloride	5	IU
67-64-1	Acetone	10	IU
75-15-0	Carbon Disulfide	5	IU
75-35-4	1,1-Dichloroethene	5	IU
75-34-3	1,1-Dichloroethane	5	IU
67-66-3	Chloroform	5	IU
107-06-2	1,2-Dichloroethane	5	IU
78-93-3	2-Butanone	10	IU
71-55-6	1,1,1-Trichloroethane	5	IU
56-23-5	Carbon Tetrachloride	5	IU
108-05-4	Vinyl Acetate	10	IU
75-27-4	Bromodichloromethane	5	IU
78-87-5	1,2-Dichloropropane	5	IU
10061-01-5	cis-1,3-Dichloropropene	5	IU
79-01-6	Trichloroethene	5	IU
124-48-1	Dibromochloromethane	5	IU
79-00-5	1,1,2-Trichloroethane	5	IU
71-43-2	Benzene	5	IU
10061-02-6	Trans-1,3-Dichloropropene	5	IU
110-75-8	2-CHLOROETHYL VINYLETHER	10	IU
75-25-2	Bromoform	5	IU
108-10-1	4-Methyl-2-Pentanone	10	IU
591-78-6	2-Hexanone	10	IU
127-18-4	Tetrachloroethene	5	IU
79-34-5	1,1,2,2-Tetrachloroethane	5	IU

FORM I VOA

1/87 Rev.

REVIEWED BY: [Signature]  
 DATE: 7/8/97



108-88-3-----Toluene_____	5	10	
108-90-7-----Chlorobenzene_____	5	10	
100-41-4-----Ethylbenzene_____	5	10	
100-42-5-----Styrene_____	5	10	
1330-20-7-----Xylene(total)_____	5	10	
78-83-1-----Isobutanol_____	400	10	
96-12-8-----1,2-Dibromo-3-Chloropropane__	5	10	
96-18-4-----1,2,3-Trichloropropane_____	5	10	
630-20-6-----1,1,1,2-Tetrachloroethane_____	5	10	
106-93-4-----1,2-DIBROMOETHANE_____	5	10	
74-95-3-----Dibromomethane_____	5	10	
75-69-4-----Trichlorofluoromethane_____	5	10	
75-71-8-----Dichlorodifluoromethane_____	5	10	
156-60-5-----TRANS 1,2-Dichloroethene_____	5	10	
156-59-2-----CIS 1,2-Dichloroethene_____	5	10	
126-99-8-----Chloroprene_____	10	10	
107-02-8-----Acrolein_____	50	10	
107-13-1-----Acrylonitrile_____	50	10	
75-05-8-----Acetonitrile_____	200	10	
107-12-0-----Propionitrile_____	40	10	

BGP-1

1A  
VOLATILE ORGANICS ANALYSIS DATA SHEET

EPA SAMPLE NO.

BGP-2

Lab Name: QUANTERRA PITT Contract: 120141  
 Lab Code: QPITT Case No.: GE0201 SAS No.: \_\_\_\_\_ SDG No.: BBL261  
 Matrix: (soil/water) SOIL Lab Sample ID: C7G020105005  
 Sample wt/vol: 5.0 (g/mL) 5 Lab File ID: 2090703D  
 Level: (low/med) LOW Date Received: 07/01/97  
 % Moisture: not dec. @ Date Analyzed: 07/03/97  
 Column: (pack/cap) CAP Dilution Factor: 1.0

CONCENTRATION UNITS:  
(ug/L or ug/Kg) UG/KG

CAS NO.	COMPOUND	CONCENTRATION UNITS: (ug/L or ug/Kg) <u>UG/KG</u>	Q
74-88-4	Iodomethane	5	IU
107-05-1	3-CHLOROPROPENE	5	IU
80-62-6	Methyl Methacrylate	5	IU
110-57-6	Trans-1,4-Dichloro-2-Butene	5	IU
97-63-2	Ethyl Methacrylate	5	IU
126-98-7	Methacrylonitrile	5	IU
123-91-1	1,4-DIOXANE	1000	IU
74-87-3	Chloromethane	5	IU
74-83-9	Bromomethane	5	IU
75-01-4	Vinyl Chloride	5	IU
75-00-3	Chloroethane	5	IU
75-09-2	Methylene Chloride	5	IU
67-64-1	Acetone	10	IU
75-15-0	Carbon Disulfide	5	IU
75-35-4	1,1-Dichloroethene	5	IU
75-34-3	1,1-Dichloroethane	5	IU
67-66-3	Chloroform	5	IU
107-06-2	1,2-Dichloroethane	5	IU
78-93-3	2-Butanone	10	IU
71-55-6	1,1,1-Trichloroethane	5	IU
56-23-5	Carbon Tetrachloride	5	IU
108-05-4	Vinyl Acetate	10	IU
75-27-4	Bromodichloromethane	5	IU
78-87-5	1,2-Dichloropropane	5	IU
10061-01-5	cis-1,3-Dichloropropene	5	IU
79-01-6	Trichloroethene	5	IU
124-48-1	Dibromochloromethane	5	IU
79-00-5	1,1,2-Trichloroethane	5	IU
71-43-2	Benzene	5	IU
10061-02-6	Trans-1,3-Dichloropropene	5	IU
110-75-8	2-CHLOROETHYL VINYLETHER	10	IU
75-25-2	Bromoform	5	IU
108-10-1	4-Methyl-2-Pentanone	10	IU
591-78-6	2-Hexanone	10	IU
127-18-4	Tetrachloroethene	5	IU
79-34-5	1,1,2,2-Tetrachloroethane	5	IU

FORM I VOA

1/87 Rev.

REVIEWED BY: DD  
DATE: 7/8/97

108-88-3	Toluene	5	10
108-90-7	Chlorobenzene	5	10
100-41-4	Ethylbenzene	5	10
100-42-5	Styrene	5	10
1330-20-7	Xylene (total)	5	10
78-83-1	Isobutanol	400	10
96-12-8	1,2-Dibromo-3-Chloropropane	5	10
96-18-4	1,2,3-Trichloropropane	5	10
630-20-6	1,1,1,2-Tetrachloroethane	5	10
106-93-4	1,2-DIBROMOETHANE	5	10
74-95-3	Dibromomethane	5	10
75-69-4	Trichlorofluoromethane	5	10
75-71-8	Dichlorodifluoromethane	5	10
156-60-5	TRANS 1,2-Dichloroethene	5	10
156-59-2	CIS 1,2-Dichloroethene	5	10
126-99-8	Chloroprene	10	10
107-02-8	Acrolein	50	10
107-13-1	Acrylonitrile	50	10
75-05-8	Acetonitrile	200	10
107-12-0	Propionitrile	40	10

BGP-2

1A  
VOLATILE ORGANICS ANALYSIS DATA SHEET

EPA SAMPLE NO.

HGP-1

Lab Name: QUANTERRA PITT Contract: 120141  
 Lab Code: QPIIT Case No.: GE0201 SAS No.: \_\_\_\_\_ SDG No.: BBL261  
 Matrix: (soil/water) SOIL Lab Sample ID: C7G020105001  
 Sample wt/vol: 5.0 (g/mL) g Lab File ID: 2160703D  
 Level: (low/med) LOW Date Received: 07/01/97  
 % Moisture: not dec. 1 Date Analyzed: 07/03/97  
 Column: (pack/cap) CAF Dilution Factor: 1.0

CONCENTRATION UNITS:  
(ug/L or ug/Kg) UG/KG

CAS NO.	COMPOUND	CONCENTRATION UNITS: (ug/L or ug/Kg) <u>UG/KG</u>	Q
74-88-4	Iodomethane	5	IU
107-05-1	3-CHLOROPROPENE	5	IU
80-62-6	Methyl Methacrylate	5	IU
110-57-6	Trans-1,4-Dichloro-2-Butene	5	IU
97-63-2	Ethyl Methacrylate	5	IU
126-98-7	Methacrylonitrile	5	IU
123-91-1	1,4-DIOXANE	1000	IU
74-87-3	Chloromethane	5	IU
74-83-9	Bromomethane	5	IU
75-01-4	Vinyl Chloride	5	IU
75-00-3	Chloroethane	5	IU
75-09-2	Methylene Chloride	5	IU
67-64-1	Acetone	10	IU
75-15-0	Carbon Disulfide	5	IU
75-35-4	1,1-Dichloroethene	5	IU
75-34-3	1,1-Dichloroethane	5	IU
67-66-3	Chloroform	5	IU
107-06-2	1,2-Dichloroethane	5	IU
78-93-3	2-Butanone	10	IU
71-55-6	1,1,1-Trichloroethane	5	IU
56-23-5	Carbon Tetrachloride	5	IU
108-05-4	Vinyl Acetate	10	IU
75-27-4	Bromodichloromethane	5	IU
78-87-5	1,2-Dichloropropane	5	IU
10061-01-5	cis-1,3-Dichloropropene	5	IU
79-01-6	Trichloroethene	5	IU
124-48-1	Dibromochloromethane	5	IU
79-00-5	1,1,2-Trichloroethane	5	IU
71-43-2	Benzene	5	IU
10061-02-6	Trans-1,3-Dichloropropene	5	IU
110-75-8	2-CHLOROETHYL VINYLETHER	10	IU
75-25-2	Bromoform	5	IU
108-10-1	4-Methyl-2-Pentanone	10	IU
591-78-6	2-Hexanone	10	IU
127-18-4	Tetrachloroethene	5	IU
79-34-5	1,1,2,2-Tetrachloroethane	5	IU

FORM I VOA

1/87 Rev.

REVIEWED BY: [Signature]  
DATE: 7/6/97

108-88-3-----Toluene_____	5	10	
108-90-7-----Chlorobenzene_____	5	10	
100-41-4-----Ethylbenzene_____	5	10	
100-42-5-----Styrene_____	5	10	
1330-20-7-----Xylene (total)_____	5	10	
78-83-1-----Isobutanol_____	400	10	
96-12-8-----1,2-Dibromo-3-Chloropropane_____	5	10	
96-18-4-----1,2,3-Trichloropropane_____	5	10	
630-20-6-----1,1,1,2-Tetrachloroethane_____	5	10	
106-93-4-----1,2-DIBROMOETHANE_____	5	10	
74-95-3-----Dibromomethane_____	5	10	
75-69-4-----Trichlorofluoromethane_____	5	10	
75-71-8-----Dichlorodifluoromethane_____	5	10	
156-60-5-----TRANS 1,2-Dichloroethene_____	5	10	
156-59-2-----CIS 1,2-Dichloroethene_____	5	10	
126-99-8-----Chloroprene_____	10	10	
107-02-8-----Acrolein_____	50	10	
107-13-1-----Acrylonitrile_____	50	10	
75-05-8-----Acetonitrile_____	200	10	
107-12-0-----Propionitrile_____	40	10	

HGP-1

1A  
VOLATILE ORGANICS ANALYSIS DATA SHEET

EPA SAMPLE NO.

HGP-2

Lab Name: QUANTERRA PITT Contract: 120141  
 Lab Code: QPITT Case No.: GE0201 SAS No.: \_\_\_\_\_ SDG No.: BBL261  
 Matrix: (soil/water) SOIL Lab Sample ID: C76020105002  
 Sample wt/vol: 5.0 (g/mL) 0 Lab File ID: 2150703D  
 Level: (low/med) LOW Date Received: 07/01/97  
 % Moisture: not dec. 0 Date Analyzed: 07/03/97  
 Column: (pack/cap) CAF Dilution Factor: 1.0

CONCENTRATION UNITS:

CAS NO.	COMPOUND	(ug/L or ug/Kg) <u>UG/KG</u>	<u>Q</u>
74-88-4	Iodomethane	5	IU
107-05-1	3-CHLOROPROPENE	5	IU
80-62-6	Methyl Methacrylate	5	IU
110-57-6	Trans-1,4-Dichloro-2-Butene	5	IU
97-63-2	Ethyl Methacrylate	5	IU
126-98-7	Methacrylonitrile	5	IU
123-91-1	1,4-DIOXANE	1000	IU
74-87-3	Chloromethane	5	IU
74-83-9	Bromomethane	5	IU
75-01-4	Vinyl Chloride	5	IU
75-00-3	Chloroethane	5	IU
75-09-2	Methylene Chloride	5	IU
67-64-1	Acetone	10	IU
75-15-0	Carbon Disulfide	5	IU
75-35-4	1,1-Dichloroethene	5	IU
75-34-3	1,1-Dichloroethane	5	IU
67-66-3	Chloroform	5	IU
107-06-2	1,2-Dichloroethane	5	IU
78-93-3	2-Butanone	10	IU
71-55-6	1,1,1-Trichloroethane	5	IU
56-23-5	Carbon Tetrachloride	5	IU
108-05-4	Vinyl Acetate	10	IU
75-27-4	Bromodichloromethane	5	IU
78-87-5	1,2-Dichloropropane	5	IU
10061-01-5	cis-1,3-Dichloropropene	5	IU
79-01-6	Trichloroethene	5	IU
124-48-1	Dibromochloromethane	5	IU
79-00-5	1,1,2-Trichloroethane	5	IU
71-43-2	Benzene	5	IU
10061-02-6	Trans-1,3-Dichloropropene	5	IU
110-75-8	2-CHLOROETHYLVINYLETHER	10	IU
75-25-2	Bromoform	5	IU
108-10-1	4-Methyl-2-Pentanone	10	IU
591-78-6	2-Hexanone	10	IU
127-18-4	Tetrachloroethene	5	IU
79-34-5	1,1,2,2-Tetrachloroethane	5	IU

FORM I VOA

1/87 Rev.

REVIEWED BY: WJ  
 DATE: 7/8/97

108-88-3	Toluene	5	10
108-90-7	Chlorobenzene	5	10
100-41-4	Ethylbenzene	5	10
100-42-5	Styrene	5	10
1330-20-7	Xylene (total)	5	10
78-83-1	Isobutanol	400	10
96-12-8	1,2-Dibromo-3-Chloropropane	5	10
96-18-4	1,2,3-Trichloropropane	5	10
630-20-6	1,1,1,2-Tetrachloroethane	5	10
106-93-4	1,2-DIBROMOETHANE	5	10
74-95-3	Dibromomethane	5	10
75-69-4	Trichlorofluoromethane	5	10
75-71-8	Dichlorodifluoromethane	5	10
156-60-5	TRANS 1,2-Dichloroethene	5	10
156-59-2	CIS 1,2-Dichloroethene	5	10
126-99-8	Chloroprene	10	10
107-02-8	Acrolein	50	10
107-13-1	Acrylonitrile	50	10
75-05-8	Acetonitrile	200	10
107-12-0	Propionitrile	40	10

HQP-2

1A  
VOLATILE ORGANICS ANALYSIS DATA SHEET

EPA SAMPLE NO.

HGP-3

Lab Name: QUANTERRA PITT Contract: 120141  
 Lab Code: QPITT Case No.: GE0201 SAS No.: \_\_\_\_\_ SDG No.: BBL261  
 Matrix: (soil/water) SOIL Lab Sample ID: C76020105003  
 Sample wt/vol: 5.0 (g/mL) G Lab File ID: 2140703D  
 Level: (low/med) LOW Date Received: 07/01/97  
 % Moisture: not dec. 2 Date Analyzed: 07/03/97  
 Column: (pack/cap) CAP Dilution Factor: 1.0

CAS NO.	COMPOUND	CONCENTRATION UNITS: (ug/L or ug/Kg) UG/KG	Q
74-88-4	Iodomethane	5	IU
107-05-1	3-CHLOROPROPENE	5	IU
80-62-6	Methyl Methacrylate	5	IU
110-57-6	Trans-1,4-Dichloro-2-Butene	5	IU
97-63-2	Ethyl Methacrylate	5	IU
126-98-7	Methacrylonitrile	5	IU
123-91-1	1,4-DIOXANE	1000	IU
74-87-3	Chloromethane	5	IU
74-83-9	Bromomethane	5	IU
75-01-4	Vinyl Chloride	5	IU
75-00-3	Chloroethane	5	IU
75-09-2	Methylene Chloride	5	IU
67-64-1	Acetone	10	IU
75-15-0	Carbon Disulfide	5	IU
75-35-4	1,1-Dichloroethene	5	IU
75-34-3	1,1-Dichloroethane	5	IU
67-66-3	Chloroform	5	IU
107-06-2	1,2-Dichloroethane	5	IU
78-93-3	2-Butanone	10	IU
71-55-6	1,1,1-Trichloroethane	5	IU
56-23-5	Carbon Tetrachloride	5	IU
108-05-4	Vinyl Acetate	10	IU
75-27-4	Bromodichloromethane	5	IU
78-87-5	1,2-Dichloropropane	5	IU
10061-01-5	cis-1,3-Dichloropropene	5	IU
79-01-6	Trichloroethene	5	IU
124-48-1	Dibromochloromethane	5	IU
79-00-5	1,1,2-Trichloroethane	5	IU
71-43-2	Benzene	5	IU
10061-02-6	Trans-1,3-Dichloropropene	5	IU
110-75-8	2-CHLOROETHYL VINYLETHER	10	IU
75-25-2	Bromoform	5	IU
108-10-1	4-Methyl-2-Pentanone	10	IU
591-78-6	2-Hexanone	10	IU
127-18-4	Tetrachloroethene	5	IU
79-34-5	1,1,2,2-Tetrachloroethane	5	IU

REVIEWED BY: [Signature]  
 DATE: 7/8/97

FORM I VOA

1/87 Rev.



108-88-3-----Toluene_____	5	10	
108-90-7-----Chlorobenzene_____	5	10	
100-41-4-----Ethylbenzene_____	5	10	
100-42-5-----Styrene_____	5	10	
1330-20-7-----Xylene (total)_____	5	10	
78-83-1-----Isobutanol_____	410	10	
96-12-8-----1,2-Dibromo-3-Chloropropane_____	5	10	
96-18-4-----1,2,3-Trichloropropane_____	5	10	
630-20-6-----1,1,1,2-Tetrachloroethane_____	5	10	
106-93-4-----1,2-DIBROMOETHANE_____	5	10	
74-95-3-----Dibromomethane_____	5	10	
75-69-4-----Trichlorofluoromethane_____	5	10	
75-71-8-----Dichlorodifluoromethane_____	5	10	
156-60-5-----TRANS 1,2-Dichloroethene_____	5	10	
156-59-2-----CIS 1,2-Dichloroethene_____	5	10	
126-99-8-----Chloroprene_____	10	10	
107-02-8-----Acrolein_____	51	10	
107-13-1-----Acrylonitrile_____	51	10	
75-05-8-----Acetonitrile_____	200	10	
107-12-0-----Propionitrile_____	41	10	

HQP-3

---

BLASLAND, BOUCK & LEE, INC.  
*engineers & scientists*

***Appendix E***  
***Discharge Monitoring Reports***

October 20, 1997

Mr. Dean Tagliaferro  
Site Evaluation and Response Section (HBR)  
U.S. Environmental Protection Agency  
J.F. Kennedy Federal Building  
Boston, MA 02203-2211

**Re: Removal Action - Building 68 Area  
EPA Region I CERCLA Docket #I-97-1003 / DEP File #1-1047P  
OHM Water Treatment System Sampling Results**

Dear Mr. Tagliaferro:

This letter has been prepared to respond to your request to provide information on the start-up and initial sampling of the water treatment system being supplied and operated by OHM Corporation for the Building 68 Removal Action. The water treatment system is being operated pursuant to an emergency exclusion from National Pollution Discharge Elimination System (NPDES) requirements (NPDES Permit Exclusion 97-206). The water treatment system began treating water from the sediment excavation areas on October 3, 1997 and sampling in accordance with the permit requirements was initiated. Sample results from the first and second days of sampling were received on October 9, 1997. The results indicated that the water treatment system was in compliance with all permit requirements with the exception of PCBs (0.5 ppb discharge limit). As a result, you were notified immediately of the non-compliance for PCBs. As we discussed, the GE Building 64G water treatment plant and the MTI Series III treatment plant were operating at maximum capacity and; therefore, it was necessary to keep the OHM treatment system operational. Per your direction, the OHM treatment system continued operation and daily sampling for PCBs was initiated. This sampling consisted of additional sampling of each of the parallel treatment trains (without compositing) as well as analysis of both filtered (filtered by the laboratory using 0.45 micron filters) and unfiltered PCB samples for the effluent samples. On October 15, 1997, the sampling was reduced to a single composite effluent sample, based on discussions with you regarding the data received up to that point. The results of PCB sampling received to date are summarized in Table 1.

A comparison of the filtered versus unfiltered PCB results suggests that the reason for non-compliance for PCBs is likely due to passage of fines through the carbon system. In response to the PCB results, various corrective actions have been initiated to attempt to bring the treatment system into compliance. These activities are summarized below:

10/9/97 1350 hrs	Installed 5 micron bag filters on west side treatment train
10/9/97 1700 hrs	Installed 1 micron bag filters on west side treatment train
10/9/97 1900 hrs	Performed a backwash of west side treatment train
10/10/97 1700 hrs	Performed a backwash of east side treatment train
10/11/97 1500 hrs	Installed 1 micron bag filters on east side treatment train
10/16/97 0500 hrs	Performed a backwash of both sides
10/18/97 0500 hrs	Performed a backwash of both sides
10/20/97 0500 hrs	Performed a backwash of both sides

As can be seen by the data in the attached table, the above corrective actions brought the OHM system into compliance with the permit requirements on October 14, 1997. Unfortunately, subsequent data again exceeded the permit requirements.

Based on the current reduced volume of water requiring treatment we are evaluating demobilization of the OHM system. I will keep you informed of any further changes.

Please call if you have any questions or require additional information.

Yours truly,

*Andrew T. Silfer / noa*

Andrew T. Silfer, P.E.  
Remediation Project Manager

cc: R. Bell, DEP\*  
J.R. Dieke, Esquire, Shea & Gardner\*  
State Representative D. Bosley  
R.A. Child, Esquire, DEP\*  
C.G. Fredette, CT DEP\*  
J.W. Gardner, Esquire, GE  
State Representative C.J. Hodgkins  
State Representative S.P. Kelly  
State Representative P.J. Larkin  
D.J. Luckerman, Esquire, EPA\*  
J. Magee, Esquire, GE\*  
J.H. Maxymillian, Maxymillian Technologies\*  
J.M. Nuss, Blasland, Bouck & Lee\*  
State Senator A.F. Nuciforo  
D. McIntyre, EPA\*  
B. Olson, EPA\*  
M. Otis, USACOE\*  
Pittsfield Health Department\*  
Pittsfield Conservation Commission\*  
Mayor E.M. Reilly  
A.J. Thomas, Esquire, GE\*  
A. Weinberg, DEP\*  
Housatonic River Initiative  
Public Information Repositories ECL I-P-IV(A)(1)\*

\*w/enclosure

Table 1

Building 68 Removal Action

General Electric Company  
Pittsfield, Massachusetts

**NPDES Sampling of OHM's Mobile Water Treatment System**

Date - Time	PCB Results (ppb)								
	Influent	Pre-Filter (East)	Pre-Filter (West)	Between (East)	Between (West)	Between (Composite)	Effluent (East)	Effluent (West)	Effluent (Composite)
10/03/97 - 1030	142	--	--	--	22.6	--	--	1.87	--
10/05/97 - 0930	68.4	--	--	--	153	--	--	27.8	--
10/07/97 - 1820	2030	--	--	--	--	16.1	--	--	0.53
10/09/97 - 1320	790	323	--	38.6	--	--	2.1(0.489)	--	--
10/09/97 - 1745	301	--	181	--	26.7	--	--	1.28(0.260)	--
10/10/97 - 1135	536	--	--	--	--	4.17	0.658(0.248)	1.22(0.142)	--
10/11/97 - 1210	43	--	--	--	--	23.4	0.762(0.123)	1.05(0.071)	--
10/12/97 - 1310	64	--	--	--	1.49	--	--	0.731(0.085)	--
10/13/97 - 1720	28.3	--	--	--	--	2.1	0.540(0.062)	0.551(0.028)	--
10/14/97 - 1525	NR	--	--	--	--	NR	0.205(0.052)	0.168(0.031)	--
10/15/97 - 1702	--	--	--	--	--	--	--	--	1.14
10/16/97 - 1245	--	--	--	--	--	--	--	--	2.26

Notes:

- ppb parts per billion (micrograms per liter)
- not analyzed
- NR not reported
- 2.1(0.489) Sample was filtered by laboratory using a 0.45 micron filter (filtered result in parentheses)
- Influent Sample collected prior to influent tank
- Pre-Filter Sample collected prior to Oil-Sorb Filter
- Between Sample collected between carbon cells
- Effluent Sample collected after carbon cells
- (East) Sample collected from East treatment train
- (West) Sample collected from West treatment train
- (Composite) Sample collected from both treatment trains and field composited



November 24, 1997

W. J. ...  
...  
...

Mr. David W. Tordoff  
U.S. Environmental Protection Agency  
J.F. Kennedy Federal Building  
Boston, MA 02203-2211

**Re: October 1997 Discharge Monitoring Report  
Permit No. 97-206**

Dear Mr. Tordoff:

As required by the U.S. Environmental Protection Agency (USEPA) and the Massachusetts Department of Environmental Protection (MDEP) under an Administrative Order (USEPA Region I CERCLA Docket No. 1-97-1003), GE is performing a removal action at the GE Building 68 site located at the GE facility in Pittsfield, MA. Activities at the site include recovery of river and groundwater to allow excavation of river bottom material.

OHM Remediation Services Corp. (OHM) owns and operated a mobile groundwater treatment facility for GE at the Building 68 site. Recovered river and groundwater is treated and discharged according to the terms of an NPDES emergency exclusion permit (97-206). The OHM treatment system initiated operation on October 3, 1997. Operation of the OHM system was permanently discontinued on October 21, 1997 due to the low volume of water requiring treatment. This letter transmits the October 1997 discharge monitoring report (DMR) required by the emergency exclusion.

Table 1 summarizes the system influent, between the carbon units, and final effluent monitoring results for PCBs. Table 2 summarizes the results for the remaining permit parameters. There were several exceedances for PCBs during this monitoring period. All other permit parameters were in compliance with the permit requirements. The PCB exceedances were immediately reported to Mr. Dean Tagliaferro (the USEPA On-Scene Coordinator) and per Mr. Tagliaferro's direction, the OHM treatment system was allowed to continue operation. Also per Mr. Tagliaferro's request, a letter was prepared summarizing the results received, as well as the corrective actions that were implemented (Attachment 1). As can be seen by the data presented in Table 1, the corrective actions were successful in achieving compliance with the permit requirements for PCBs for several of the final days of operation of the OHM system.

Yours truly,

Andrew T. Silfer, P.E.  
Remediation Project Manager

Enclosure

cc: J.L. Cutler, MDEP  
B. Olson, USEPA  
D. Tagliaferro, USEPA  
C. Trzcinski, MTI

Table 1

Building 68 Removal Action

General Electric Company  
Pittsfield, Massachusetts

**NPDES PCB Sampling of OHM's Mobile Water Treatment System**

Date - Time	PCB Results (ppb)								
	Influent	Pre-Filter (East)	Pre-Filter (West)	Between (East)	Between (West)	Between (Both)	Effluent (East)	Effluent (West)	Effluent (Both)
10/03/97 - 1030	142	--	--	--	22.6	--	--	1.87	--
10/05/97 - 0930	68.4	--	--	--	153	--	--	27.8	--
10/07/97 - 1820	2030	--	--	--	--	16.1	--	--	0.53
10/09/97 - 1320	790	323	--	38.6	--	--	2.1(0.489)	--	--
10/09/97 - 1745	301	--	181	--	26.7	--	--	1.28(0.260)	--
10/10/97 - 1135	536	--	--	--	--	4.17	0.658(0.248)	1.22(0.142)	--
10/11/97 - 1210	43	--	--	--	--	23.4	0.762(0.123)	1.05(0.071)	--
10/12/97 - 1310	64	--	--	--	1.49	--	--	0.731(0.085)	--
10/13/97 - 1720	28.3	--	--	--	--	2.1	0.540(0.062)	0.551(0.028)	--
10/14/97 - 1525	81	--	--	--	--	0.623	0.205(0.052)	0.168(0.031)	--
10/15/97 - 1702	--	--	--	--	--	--	--	--	1.14
10/16/97 - 1245	--	--	--	--	--	--	--	--	2.26
10/17/97 - 1410	--	--	--	--	--	--	--	--	0.168
10/18/97 - 1430	45.8	--	--	--	--	--	0.413	0.75	--
10/19/97 - 1600	74.6	--	--	--	--	--	0.144	0.119	--
10/21/97 - 1800	0.86	--	--	--	--	0.464	0.161	0.082	--

Notes:

- ppb parts per billion (micrograms per liter)
- not analyzed
- 2.1(0.489) Sample was filtered by laboratory using a 0.45 micron filter (filtered result in parentheses)
- Influent Sample collected prior to influent tank
- Pre-Filter Sample collected prior to Oil-Sorb Filter
- Between Sample collected between carbon cells
- Effluent Sample collected after carbon cells
- (East) Sample collected from East treatment train
- (West) Sample collected from West treatment train
- (Both) Sample collected from both treatment trains and field composited

Table 2  
 Building 68 Removal Action  
 General Electric Company  
 Pittsfield, Massachusetts

NPDES Sampling of OHM's Mobile Water Treatment System

Parameter	CAS Registry	Limit (ppb)	Analytical Results (ppb)																				
			10/03/97				10/05/97				10/07/97				10/14/97				10/21/97				
			Influent	Between (West)	Effluent (West)	Trip Blank	Influent	Between (West)	Effluent (West)	Trip Blank	Influent	Between (Both)	Effluent (Both)	Trip Blank	Influent	Between (Both)	Effluent (Both)	Trip Blank	Influent	Between (Both)	Effluent (East)	Effluent (West)	Trip Blank
Acetone	67-64-1	100	<10.0	<10.0	<10.0	<10.0	<10.0	<10.0	<10.0	<10.0	<10.0	<10.0	<10.0	<10.0	<10.0	<10.0	<10.0	<10.0	<10.0	<10.0	<10.0	<10.0	
2-butanone	78-93-3	100	<10.0	<10.0	<10.0	<10.0	65	<10.0	<10.0	<10.0	<10.0	<10.0	<10.0	<10.0	<10.0	<10.0	<10.0	<10.0	<10.0	<10.0	<10.0	<10.0	
Cis-1,2-dichloroethene	156-59-2	70	23	<3.0	<5.0	<5.0	<5.0	<5.0	<5.0	<5.0	<5.0	<5.0	<5.0	<5.0	<5.0	<5.0	<5.0	<5.0	<5.0	<5.0	<5.0	<5.0	
Chloroform	67-66-3	100	<5.0	<3.0	<5.0	<5.0	<5.0	<5.0	<5.0	<5.0	<5.0	<5.0	<5.0	<5.0	<5.0	<5.0	<5.0	<5.0	<5.0	<5.0	<5.0	<5.0	
Benzene	71-43-2	5	<5.0	<5.0	<5.0	<5.0	<5.0	<5.0	<5.0	<5.0	<5.0	<5.0	<5.0	<5.0	<5.0	<5.0	<5.0	<5.0	<5.0	<5.0	<5.0	<5.0	
Trichloroethene	79-01-06	5	<5.0	<5.0	<5.0	<5.0	<5.0	<5.0	<5.0	<5.0	<5.0	<5.0	<5.0	<5.0	<5.0	<5.0	<5.0	<5.0	<5.0	<5.0	<5.0	<5.0	
Toluene	108-88-3	BTEX <100	<5.0	<5.0	<5.0	<5.0	<5.0	<5.0	<5.0	<5.0	<5.0	<5.0	<5.0	<5.0	<5.0	<5.0	<5.0	<5.0	<5.0	<5.0	<5.0	<5.0	
Chlorobenzene	108-90-7	100	24	<5.0	<5.0	<5.0	14	<5.0	<5.0	<5.0	27	<5.0	<5.0	<5.0	10.6	<5.0	<5.0	<5.0	<5.0	<5.0	<5.0	<5.0	
Ethylbenzene	100-41-4	BTEX <100	<5.0	<5.0	<5.0	<5.0	<5.0	<5.0	<5.0	<5.0	<5.0	<5.0	<5.0	<5.0	<5.0	<5.0	<5.0	<5.0	<5.0	<5.0	<5.0	<5.0	
1,3-dichlorobenzene	541-73-1	100	21	<5.0	<5.0	<5.0	5.3	<5.0	<5.0	<5.0	14	<5.0	<5.0	<5.0	<5.0	<5.0	<5.0	<5.0	<5.0	<5.0	<5.0	<5.0	
1,4-dichlorobenzene	106-46-7	100	81	<5.0	<5.0	<5.0	61	<5.0	<5.0	<5.0	97	<5.0	<5.0	<5.0	33.9	<5.0	<5.0	<5.0	<5.0	<5.0	<5.0	<5.0	
1,2-dichlorobenzene	95-50-1	75	7.1	<5.0	<5.0	<5.0	<5.0	<5.0	<5.0	<5.0	5.5	<5.0	<5.0	<5.0	<5.0	<5.0	<5.0	<5.0	<5.0	<5.0	<5.0	<5.0	
Total Xylenes	1330-20-7	BTEX <100	<5.0	<5.0	<5.0	<5.0	<5.0	<5.0	<5.0	<5.0	<5.0	<5.0	<5.0	<5.0	<5.0	<5.0	<5.0	<5.0	<5.0	<5.0	<5.0	<5.0	
1,2,4-trichlorobenzene	120-82-1	70	300	<9.4	<9.4	NA	320	<9.4	<9.4	NA	2600	<9.4	<9.4	NA	142	<9.43	<9.43	NA	<9.80	<9.43	<9.43	<9.43	NA
Diethyl phthalate	84-66-2	100	<9.4	<9.4	<9.4	NA	<9.4	<9.4	<9.4	NA	<9.7	<9.4	<9.4	NA	<9.52	<9.43	<9.43	NA	<9.80	<9.43	<9.43	<9.43	NA
Bis (2-ethylhexyl) phthalate	117-81-7	100	<9.4	<9.4	<9.4	NA	<9.4	<9.4	<9.4	NA	<9.7	<9.4	<9.4	NA	<9.52	<9.43	<9.43	NA	19.7	<9.43	<9.43	<9.43	NA
Phenol	108-95-2	100	<9.4	<9.4	<9.4	NA	<9.4	<9.4	<9.4	NA	<9.7	<9.4	<9.4	NA	<9.52	<9.43	<9.43	NA	<9.80	<9.43	<9.43	<9.43	NA
1,2,4,5-tetrachlorobenzene	95-94-3	100	12	<9.4	<9.4	NA	11	<9.4	<9.4	NA	<9.7	<9.4	<9.4	NA	<9.52	<9.43	<9.43	NA	<9.80	<9.43	<9.43	<9.43	NA
Pentachlorobenzene	608-93-5	100	19	<9.4	<9.4	NA	21	<9.4	<9.4	NA	<9.7	<9.4	<9.4	NA	<9.52	<9.43	<9.43	NA	<9.80	<9.43	<9.43	<9.43	NA
Total Petroleum Hydrocarbons		5000	NA	NA	NA	NA	NA	NA	NA	NA	NA	NA	NA	NA	<1000	<1000	<1000	NA	<1.400	<1.300	<1.400	<1.000	NA
Arsenic	7440-38-2	50	<50	NA	<50	NA	<50	NA	<50	NA	<50	NA	<50	NA	<33	NA	<33	NA	<55	NA	<55	<55	NA
Barium	7440-39-3	100	73	NA	17	NA	65	NA	45	NA	190	NA	<17	NA	120	NA	25	NA	27	NA	29	24	NA
Beryllium	7440-41-7	100	<3.4	NA	<3.4	NA	<3.4	NA	<3.4	NA	<3.4	NA	<3.4	NA	<3.7	NA	<3.7	NA	<3.7	NA	<3.7	<3.7	NA
Chromium	7440-47-3	4	7	NA	<4.2	NA	5.2	NA	<4.2	NA	30	NA	<4.2	NA	11	NA	<4.6	NA	<4.6	NA	<4.6	<4.6	NA
Cobalt	7440-48-4	100	<20	NA	<20	NA	<20	NA	<20	NA	<20	NA	<20	NA	<22	NA	<22	NA	<22	NA	<22	<22	NA
Copper	7440-50-8	100	30	NA	<12	NA	41	NA	12	NA	83	NA	<12	NA	33	NA	<13	NA	<13	NA	<13	<13	NA
Lead	7439-92-1	50	<50	NA	<50	NA	98	NA	<50	NA	110	NA	<50	NA	69	NA	<55	NA	<55	NA	<55	<55	NA
Nickel	7440-02-0	100	<16	NA	<16	NA	<16	NA	17	NA	35	NA	<16	NA	<18	NA	<18	NA	<18	NA	<18	<18	NA
Thallium	7440-28-0	2	<2.0	NA	<2.0	NA	<2.0	NA	<2.0	NA	<2.0	NA	<2.0	NA	<2.0	NA	<2.0	NA	<2.0	NA	<2.0	<2.0	NA
Tin	7440-31-5	100	<100	NA	<100	NA	<100	NA	<100	NA	<100	NA	<100	NA	<100	NA	<100	NA	<100	NA	<100	<100	NA
Vanadium	7440-62-2	100	<20	NA	<20	NA	<20	NA	<20	NA	33	NA	<20	NA	<22	NA	<22	NA	<22	NA	<22	<22	NA
Zinc	7440-66-6	100	91	NA	27	NA	420	NA	49	NA	220	NA	9.2	NA	140	NA	39	NA	18	NA	17	9.6	NA

- Notes:
- ppb parts per billion (micrograms per liter)
  - NA not analyzed
  - Influent Sample collected prior to influent tank
  - Between Sample collected between carbon cells
  - Effluent Sample collected after carbon cells
  - East Sample collected from East treatment train
  - West Sample collected from West treatment train
  - Both Sample collected from both treatment trains and field composited





10/23/97  
10/23/97  
10/23/97

November 24, 1997

Mr. David W. Tordoff  
U.S. Environmental Protection Agency  
J.F. Kennedy Federal Building  
Boston, MA 02203-2211

**Re: October 1997 Discharge Monitoring Report  
Permit No. 97-161**

Dear Mr. Tordoff:

As required by the U.S. Environmental Protection Agency (USEPA) and the Massachusetts Department of Environmental Protection (MDEP) under an Administrative Order (USEPA Region I CERCLA Docket No. 1-97-1003), GE is performing a removal action at the GE Building 68 site located at the GE facility in Pittsfield, Massachusetts. Activities at the site include recovery of river and groundwater to allow excavation of river bottom material.

Maxymillian Technologies, Inc. (MTI) owns and operates a mobile groundwater treatment facility for GE at the Building 68 site. Recovered river and groundwater is treated and discharged according to the terms of an NPDES emergency exclusion permit (97-161). This letter transmits the October 1997 discharge monitoring report (DMR) required by that emergency exclusion.

Table 1 summarizes the system influent, between the carbon units, and final effluent monitoring results. There were no exceedances of the limits specified by the emergency exclusion during this monitoring period. The mobile groundwater treatment system was temporarily shut down on October 23, 1997 due to the low volume of water requiring treatment. Sampling will be re-initiated when the treatment system is re-started.

Yours truly,

Andrew T. Silfer, P.E.  
Remediation Project Manager

Enclosure

cc: J.L. Cutler, MDEP  
B. Olson, USEPA  
D. Tagliaferro, USEPA  
C. Trzcinski, MTI

Table 1

## Building 68 Removal Action

General Electric Company  
Pittsfield, Massachusetts**NPDES Sampling of MTI's Series III Mobile Water Treatment System**

Parameter	CAS Registry	Limit (ppb)	Analytical Results (ppb)									
			10/07/97				10/16/97	10/21/97				
			Influent	Between	Effluent	Trip Blank	Effluent	Influent	Between	Effluent	Trip Blank	
Acetone	67-64-1	100	<10.0	<10.0	<10.0	<10.0	NA	14.5	31.9	18.1	<10.0	
2-butanone	78-93-3	100	<10.0	<10.0	<10.0	<10.0	NA	<10.0	<10.0	<10.0	<10.0	
Cis-1,2-dichloroethene	156-59-2	70	<5.0	<5.0	<5.0	<5.0	NA	<5.0	<5.0	<5.0	<5.0	
Chloroform	67-66-3	100	<5.0	<5.0	<5.0	<5.0	NA	<5.0	<5.0	<5.0	<5.0	
Benzene	71-43-2	5	<5.0	<5.0	<5.0	<5.0	NA	<5.0	<5.0	<5.0	<5.0	
Trichloroethene	79-01-06	5	<5.0	<5.0	<5.0	<5.0	NA	<5.0	<5.0	<5.0	<5.0	
Toluene	108-88-3	BTEX <100	<5.0	<5.0	<5.0	<5.0	NA	<5.0	<5.0	<5.0	<5.0	
Chlorobenzene	108-90-7	100	27	<5.0	<5.0	<5.0	NA	11.4	<5.0	<5.0	<5.0	
Ethylbenzene	100-41-4	BTEX <100	<5.0	<5.0	<5.0	<5.0	NA	<5.0	<5.0	<5.0	<5.0	
1,3-dichlorobenzene	541-73-1	100	14	<5.0	<5.0	<5.0	NA	5.92	<5.0	<5.0	<5.0	
1,4-dichlorobenzene	106-46-7	100	97	<5.0	<5.0	<5.0	NA	52.5	<5.0	<5.0	<5.0	
1,2-dichlorobenzene	95-50-1	75	5.5	<5.0	<5.0	<5.0	NA	<5.0	<5.0	<5.0	<5.0	
Total Xylenes	1330-20-7	BTEX <100	<5.0	<5.0	<5.0	<5.0	NA	<5.0	<5.0	<5.0	<5.0	
1,2,4-trichlorobenzene	120-82-1	70	140	<9.4	<9.4	NA	NA	337	<9.8	<10	NA	
Diethyl phthalate	84-66-2	100	<9.4	<9.4	<9.4	NA	NA	<9.52	<9.8	<10	NA	
Bis (2-ethylhexyl) phthalate	117-81-7	100	<9.4	<9.4	<9.4	NA	NA	<9.52	<9.8	<10	NA	
Phenol	108-95-2	100	<9.4	<9.4	<9.4	NA	NA	<9.52	<9.8	<10	NA	
1,2,4,5-tetrachlorobenzene	95-94-3	100	9.9	<9.4	<9.4	NA	NA	15.9	<9.8	<10	NA	
Pentachlorobenzene	608-93-5	100	20	<9.4	<9.4	NA	NA	14.8	<9.8	<10	NA	
Total PCBs	1336-36-3	0.5	65.6	0.229	0.213	NA	0.152	46.6	0.149	0.277	NA	
Total Petroleum Hydrocarbons		5000	NA	NA	NA	NA	NA	<1200	<1200	<1400	NA	
Arsenic	7440-38-2	50	<50	<50	<50	NA	NA	<55	<55	<55	NA	
Barium	7440-39-3	100	46	35	36	NA	NA	98	37	34	NA	
Beryllium	7440-41-7	4	<3.4	<3.4	<3.4	NA	NA	<3.7	<3.7	<3.7	NA	
Chromium	7440-47-3	100	<4.2	<4.2	<4.2	NA	NA	6.7	<4.6	<4.6	NA	
Cobalt	7440-48-4	100	<20	<20	<20	NA	NA	<22	<22	<22	NA	
Copper	7440-50-8	100	20	<12	<12	NA	NA	30	<13	<13	NA	
Lead	7439-92-1	50	<50	<50	<50	NA	NA	60	<55	<55	NA	
Nickel	7440-02-0	100	<16	<16	17	NA	NA	<18	<18	<18	NA	
Thallium	7440-28-0	2	<2.0	<2.0	<2.0	NA	NA	<2.0	<2.0	<2.0	NA	
Tin	7440-31-5	100	<100	<100	<100	NA	NA	<100	<100	<100	NA	
Vanadium	7440-62-2	100	<20	<20	<20	NA	NA	<22	<22	<22	NA	
Zinc	7440-66-6	100	47	55	18	NA	NA	84	92	26	NA	

Notes:

ppb parts per billion (micrograms per liter)

NA not analyzed



GE Corporate Environmental Programs  
General Electric Company  
100 Woodlawn Avenue, Pittsfield, MA 01201

January 28, 1998

Mr. David W. Tordoff  
U.S. Environmental Protection Agency  
J.F. Kennedy Federal Building  
Boston, MA 02203-2211

**Re: December 1997 and January 1998 Discharge Monitoring Report  
Permit #: 97-161**

Dear Mr. Tordoff:

As required by the U.S. Environmental Protection Agency (USEPA) and the Massachusetts Department of Environmental Protection (MDEP) under an Administrative Order (USEPA Region I CERCLA Docket No. 1-97-1003), GE is performing a removal action at the GE Building 68 site located at the GE facility in Pittsfield, Massachusetts. Activities at the site include recovery of river and groundwater to allow excavation of river bottom material.

Maxymillian Technologies, Inc. (MTI) owns and operates a mobile groundwater treatment facility for GE at the Building 68 site. Recovered river and groundwater is treated and discharged according to the terms of a NPDES emergency exclusion permit (97-161). This exclusion was effective through December 1, 1997; however, per our discussion, the effective date of the permit will be extended from the original date of December 1, 1997 through completion of the project. This letter transmits the December 1997 and January 1998 discharge monitoring report (DMR) required by the emergency exclusion.

The mobile groundwater treatment system was not operated during November 1997 due to limited water treatment requirements. The treatment system was restarted on December 11, 1997 and was operated intermittently in small batches for a total of 15 days. The treatment system was permanently shut down on January 14, 1998, concluding the on-site treatment of water. Table 1 summarizes the system influent, between the carbon units, and final effluent monitoring results. There were no exceedances of the limits specified by the emergency exclusion during this monitoring period.

Yours Truly,

*Andrew T. Silfer / dmn*

Andrew T. Silfer, P.E.  
Remediation Project Manager

MOG/dmn

Enclosure

Q:\DMN98\06181550.WPD

cc: J.L. Cutler, MDEP  
B. Olson, USEPA  
D. Tagliaferro, USEPA  
C. Trczinski, MTI

Table 1

## Building 68 Removal Action

General Electric Company  
Pittsfield, Massachusetts**NPDES Sampling of MTI's Series III Mobile Water Treatment System**

Parameter	CAS Registry	Limit (ppb)	Analytical Results (ppb)								
			12/11/97				01/14/98				
			Influent	Between	Effluent	Trip Blank	Influent	Between	Effluent	Trip Blank	
Acetone	67-64-1	100	<10.0	<10.0	<10.0	<10.0	<10.0	<10.0	<10.0	<10.0	<10.0
2-butanone	78-93-3	100	<10.0	<10.0	<10.0	<10.0	<10.0	<10.0	<10.0	<10.0	<10.0
Cis-1,2-dichloroethene	156-59-2	70	<5.0	<5.0	<5.0	<5.0	<5.0	<5.0	<5.0	<5.0	<5.0
Chloroform	67-66-3	100	<5.0	<5.0	<5.0	<5.0	<5.0	<5.0	<5.0	<5.0	<5.0
Benzene	71-43-2	5	<5.0	<5.0	<5.0	<5.0	<5.0	<5.0	<5.0	<5.0	<5.0
Trichloroethene	79-01-06	5	<5.0	<5.0	<5.0	<5.0	<5.0	<5.0	<5.0	<5.0	<5.0
Toluene	108-88-3	BTEX <100	<5.0	<5.0	<5.0	<5.0	<5.0	<5.0	<5.0	<5.0	<5.0
Chlorobenzene	108-90-7	100	17.5	<5.0	<5.0	<5.0	<5.0	<5.0	<5.0	<5.0	<5.0
Ethylbenzene	100-41-4	BTEX <100	<5.0	<5.0	<5.0	<5.0	<5.0	<5.0	<5.0	<5.0	<5.0
1,3-dichlorobenzene	541-73-1	100	30.7	<5.0	<5.0	<5.0	<5.0	<5.0	<5.0	<5.0	<5.0
1,4-dichlorobenzene	106-46-7	100	55.4	<5.0	<5.0	<5.0	42	<5.0	<5.0	<5.0	<5.0
1,2-dichlorobenzene	95-50-1	75	5.32	<5.0	<5.0	<5.0	<5.0	<5.0	<5.0	<5.0	<5.0
Total Xylenes	1330-20-7	BTEX <100	7.6	<5.0	<5.0	<5.0	<5.0	<5.0	<5.0	<5.0	<5.0
1,2,4-trichlorobenzene	120-82-1	70	120	<9.43	<9.43	NA	2640	<9.52	<9.52	NA	NA
Diethyl phthalate	84-66-2	100	<94.3	<9.43	<9.43	NA	<95.2	<9.52	<9.52	NA	NA
Bis (2-ethylhexyl) phthalate	117-81-7	100	<94.3	<9.43	<9.43	NA	<95.2	91	<9.52	NA	NA
Phenol	108-95-2	100	<94.3	<9.43	<9.43	NA	<95.2	<9.52	<9.52	NA	NA
1,2,4,5-tetrachlorobenzene	95-94-3	100	<94.3	<9.43	<9.43	NA	251	<9.52	<9.52	NA	NA
Pentachlorobenzene	608-93-5	100	<94.3	<9.43	<9.43	NA	742	<9.52	<9.52	NA	NA
Total PCBs	1336-36-3	0.5	45	0.214	0.073	NA	33400	4.44	0.484	NA	NA
Total Petroleum Hydrocarbons		5000	1700	<1000	<1000	NA	140000	<1000	<1100	NA	NA
enic	7440-38-2	50	<55	<55	<55	NA	<55	<55	<55	NA	NA
ium	7440-39-3	100	86	33	57	NA	1200	22	22	NA	NA
Beryllium	7440-41-7	4	<3.7	<3.7	<3.7	NA	5.2	<3.7	<3.7	NA	NA
Chromium	7440-47-3	100	11	<4.6	<4.6	NA	270	<4.6	16	NA	NA
Cobalt	7440-48-4	100	<22	<22	<22	NA	170	<28	<28	NA	NA
Copper	7440-50-8	100	74	<13	<13	NA	1600	<13	<13	NA	NA
Lead	7439-92-1	50	91	<55	<55	NA	1900	<55	<55	NA	NA
Nickel	7440-02-0	100	32	<18	38	NA	370	<55	<55	NA	NA
Thallium	7440-28-0	2	<2.0	<2.0	<2.0	NA	<29	<29	<29	NA	NA
Tin	7440-31-5	100	<110	<110	<110	NA	<110	<110	<110	NA	NA
Vanadium	7440-62-2	100	<22	<22	<22	NA	200	<22	<22	NA	NA
Zinc	7440-66-6	100	330	140	41	NA	3500	40	<28	NA	NA

## Notes:

ppb parts per billion (micrograms per liter)  
NA not analyzed

---

BLASLAND, BOUCK & LEE, INC.  
*engineers & scientists*

***Appendix F***  
***Wipe Sampling Results***



1801 EAST STREET  
PITTSFIELD, MA 01201  
413 499-3050  
FAX 413 443-0511

# Technical Report

PROJECT NAME - BLDG. 68 - 97405

prepared for

Maxymillian Technologies, Inc.  
1801 East Street  
Pittsfield, MA 01201

Attention: C. Trzcinski

January 27, 1998



Issue Date  
27 January 98

Report Number  
1998\MAXY\Misc\012698

## LABORATORY SERVICES TECHNICAL REPORT

### PREPARED FOR:

**Maxymillian Technologies, Inc.**  
1801 East Street  
Pittsfield, MA 01201  
(413) 499-3050

**Project: Bldg. - 97405**

**ATTENTION: C. Trzcinski**

Five (5) wipe samples were received by the Maxymillian Technologies' Analytical Laboratory on January 26, 1998, for PCB analysis. An expedited turnaround time was requested.

All samples were analyzed within the method specified maximum allowed holding times. All quality control was within laboratory determined acceptable limits.


All samples are analyzed by EPA approved methodologies. The *MT* analytical laboratory is a MA DEP and NY DOH certified testing facility.

MA Certification Number      M-MA 146

NY Certification Number      11477

Report Reviewed By:

Date:

 1/27/98

John M. Massimiano  
Laboratory Director



Issue Date  
27 January 98

Report Number  
1998\MAXY\Misc\012698

### SAMPLE RECEPTION INFORMATION

Project Bldg. 68	Purchase Order	Requested TAT ASAP				
Quantity	Matrix	Analysis Method	Description	Collection Date	Preservative	
5	Wipe	8082	PCBs	26 January 98	None	

Samples inspected upon receipt by:  
LM

Date Received  
26 January 98





Issue Date  
27 January 98

Report Number  
1998\MAXY\Misc\012698

### ANALYSIS INFORMATION

#### Polychlorinated Biphenyls

Analysis Required EPA Method 8082	Extraction Method Shake	Analyst CR	Instrument GC-ECD		
Sample ID	B1RR *	B3RR *	T69-3RR **	T70-1RR ***	MDL
	( $\mu\text{g}/100\text{cm}^2$ )	( $\mu\text{g}/100\text{cm}^2$ )	( $\mu\text{g}/100\text{cm}^2$ )	( $\mu\text{g}/100\text{cm}^2$ )	( $\mu\text{g}/100\text{cm}^2$ )
Parameter PCBs	1.86	ND	ND	ND	1.50

QC Lot:  
012398082-WIPE

- \* BUCKET
- \*\* TRUCK #69
- \*\*\* TRUCK #70

#### Polychlorinated Biphenyls

Analysis Required EPA Method 8082	Extraction Method Shake	Analyst CR	Instrument GC-ECD	
Sample ID	T70-3RR ***			MDL
	( $\mu\text{g}/100\text{cm}^2$ )			( $\mu\text{g}/100\text{cm}^2$ )
Parameter PCBs	2.31			1.50

QC Lot:  
012398082-WIPE

- \*\*\* TRUCK #70

MDL = Analytical Method Detection Limit.  
ND = Analyte of interest was not detected at the laboratory determined Analytical Method Detection Limit.



Issue Date  
27 January 98

Report Number  
1998\MAXY\Misc\012698

QC LOT INFORMATION /PCB

QA/QC Lot:	Sample ID	MS/MSD Limit	% Recovery MS	% Recovery MSD	% RPD	RPD Limit
0123988082-Wipe	NA	73-120	93.7%	91.0%	2.93%	13

Note: % Recovery and RPD Limits are determined by demonstrated laboratory performance.



## CHAIN OF CUSTODY RECORD

Client: <u>MAXY TECH</u> Date: <u>01-26-98</u> Report To: <u>CHRIS T.</u> Address: <u>GE BLDG 12, PITTSFIELD, MA.</u> Telephone: _____	Project Name: <u>BLDG 68</u> Project Number: <u>97405</u> Address: <u>GE BLDG 68, PITTSFIELD, MA.</u> Date Samples Collected: <u>01-26-98</u> By: <u>C. RAUSCHER</u>
--	--

Sampling Information					Analysis Required	# Of Cont.	Type of Cont.	Pres.	Comments: (special instruction, cautions, etc.)
ID#	Date	Time	Location	Sample Type					
B1RR ①	1-26-98	AM	BLDG 12	WIPE	PCB	1	40ml	NONE	
B3RR ①	↓	↓	↓	↓	↓	1	↓	↓	
T69-3RR ②	↓	↓	↓	↓	↓	1	↓	↓	
T70-1RR ③	↓	↓	↓	↓	↓	1	↓	↓	
T70-3RR ③	↓	↓	↓	↓	↓	1	↓	↓	

REMARKS: (special instructions, sample storage, non-standard sample bottles, etc.)  <u>① - BUCKET</u> <u>② - TRUCK #69</u> <u>③ - TRUCK #70</u>	Relinquished by: <u>C. Rauscher</u> Date: <u>1-26-98</u> Received by: <u>L. Melita</u> Date: <u>1-26-98</u>  Relinquished by: _____ Date: _____ Received by: _____ Date: _____  Relinquished by: _____ Date: _____ Received by: _____ Date: _____
---	--

Turnaround:      24 hrs. \_\_\_\_\_      48 hrs. \_\_\_\_\_      1 week \_\_\_\_\_      2 weeks \_\_\_\_\_      4 weeks \_\_\_\_\_      Other \_\_\_\_\_



1801 EAST STREET  
PITTSFIELD, MA 01201  
413 499-3050  
FAX 413 443-0511

*Settling Tanks*  
# 1 & #2

# Technical Report

PROJECT NAME - GE Bldg. 68- 97405

prepared for

Maxymillian Technologies, Inc.  
1801 East Street  
Pittsfield, MA 01201

Attention: C. Trzcinski

June 22, 1998



Issue Date  
22 June 98

Report Number  
1998\MAXY\Misc\061998

## LABORATORY SERVICES TECHNICAL REPORT

### PREPARED FOR:

**Maxymillian Technologies, Inc.**  
1801 East Street  
Pittsfield, MA 01201  
(413) 499-3050

**Project:** GE Bldg. 68  
**ATTENTION:** C. Trzcinski

Six (6) wipe samples for PCB analysis and one (1) trip blank were received by the Maxymillian Technologies' Analytical Laboratory on June 19, 1998,. An expedited turnaround time was requested.

All samples were analyzed within the method specified maximum allowed holding times. All quality control was within laboratory determined acceptable limits.


All samples are analyzed by EPA approved methodologies. The *MT* analytical laboratory is a MA DEP and NY DOH certified testing facility.

MA Certification Number      M-MA 146

NY Certification Number      11477

Report Reviewed By:

Date:

 6/22/98

John M. Massimiano  
Laboratory Director



Issue Date  
22 June 98

Report Number  
1998\MAXY\Misc\061998

### SAMPLE RECEPTION INFORMATION

Project	Purchase Order	Requested TAT			
Quantity	Matrix	Analysis Method	Description	Collection Date	Preservative
6	Wipe	8082	PCBs	19 June 98	Cool 4° C
1	Field Blank	8082	PCBs	19 June 98	Cool 4° C

Samples inspected upon receipt by: LM  
Date Received: 19 June 98



Issue Date  
22 June 98

Report Number  
1998\MAXY\Misc\061998

### ANALYSIS INFORMATION

#### Polychlorinated Biphenyls

Analysis Required EPA Method 8082	Extraction Method Shake	Analyst CR	Instrument GC-ECD	
Sample ID	68T1-1	68T1-2	68T1-3	MDL
	( $\mu\text{g}/100\text{cm}^2$ )	( $\mu\text{g}/100\text{cm}^2$ )	( $\mu\text{g}/100\text{cm}^2$ )	( $\mu\text{g}/100\text{cm}^2$ )
Parameter PCBs	7.38	40.5	32.7	1.50

QC Lot:  
0616988082-WIPE

#### Polychlorinated Biphenyls

Analysis Required EPA Method 8082	Extraction Method Shake	Analyst CR	Instrument GC-ECD	
Sample ID	68T2-1	68T2-2	68T2-3	MDL
	( $\mu\text{g}/100\text{cm}^2$ )	( $\mu\text{g}/100\text{cm}^2$ )	( $\mu\text{g}/100\text{cm}^2$ )	( $\mu\text{g}/100\text{cm}^2$ )
Parameter PCBs	ND	15.1	15.6	1.50

QC Lot:  
0616988082-WIPE

MDL = Analytical Method Detection Limit.

ND = Analyte of interest was not detected at the laboratory determined Analytical Method Detection Limit.



Issue Date  
22 June 98

Report Number  
1998\MAXY\Misc\061998

### Polychlorinated Biphenyls

Analysis Required	Extraction Method	Analyst	Instrument
EPA Method 8082	Shake	CR	GC-ECD
Sample ID	Blank-68		MDL
Parameter	( $\mu\text{g}/100\text{cm}^2$ )		( $\mu\text{g}/100\text{cm}^2$ )
PCBs	ND		1.50

QC Lot:  
0616988082-WIPE

MDL = Analytical Method Detection Limit.

ND = Analyte of interest was not detected at the laboratory determined Analytical Method Detection Limit.





Issue Date  
22 June 98

Report Number  
1998\MAXY\Misc\061998

QC LOT INFORMATION /PCB

QA/QC Lot:	Sample ID	MS/MSD Limit	% Recovery MS	% Recovery MSD	% RPD	RPD Limit
0616988082-Wipe	NA	85-103	93.7%	90.1%	3.92%	2

Note: % Recovery and RPD Limits are determined by demonstrated laboratory performance.



## CHAIN OF CUSTODY RECORD

Client: <u>MAXY TELH.</u> Date: <u>6/19/98</u> Report To: <u>CHET TRZCINSKI</u> Address: _____ Telephone: _____	Project Name: <u>GE Building # 68</u> Project Number: <u>97505</u> Address: _____ Date Samples Collected: <u>6/19/98</u> By: <u>BRIAN HART</u>
---	--

Sampling Information					Analysis Required	# Of Cont.	Type of Cont.	Pres.	Comments: (special instruction, cautions, etc.)
ID#	Date	Time	Location	Sample Type					
BLANK-68	6/19/98	7:40	-	WIPE	PCB's	1	40ml.		
68T1-1	↓	7:45	FRONT WALL	↓	↓	1	↓		
68T1-2		7:48	Right sidewall (FRONT)			1			
68T1-3		7:50	Left sidewall (BACK)			1			
68T2-1		7:53	FRONT WALL			1			
68T2-2		7:56	Left sidewall (FRONT)			1			
68T2-3		8:00	Right sidewall (BACK)			1			

REMARKS: (special instructions, sample storage, non-standard sample bottles, etc.)    	Relinquished by: <u>Brian Hart</u> Date: <u>6/19/98</u> Received by: <u>Brian Mielke</u> Date: <u>6/19/98</u>  Relinquished by: _____ Date: _____ Received by: _____ Date: _____  Relinquished by: _____ Date: _____ Received by: _____ Date: _____
--	--

Turnaround:      24 hrs. \_\_\_\_\_      48 hrs. \_\_\_\_\_      1 week \_\_\_\_\_      2 weeks \_\_\_\_\_      4 weeks \_\_\_\_\_      Other \_\_\_\_\_



1801 EAST STREET  
PITTSFIELD, MA 01201  
413 499-3050  
FAX 413 443-0511

*Draft Bucket  
used for Johnson  
Ford  
submittal*

# Technical Report

PROJECT NAME - GE Offsite - 97405 - Johnson Ford

**MAXY DECON #103**

prepared for

Maxymillian Technologies, Inc.  
1801 East Street  
Pittsfield, MA 01201

Attention: C. Trzcinski

October 16, 1998



Issue Date  
16 October 98

Report Number  
1998\MAXY\Misc\101598#1

## LABORATORY SERVICES TECHNICAL REPORT

### PREPARED FOR:

**Maxymillian Technologies, Inc.**  
1801 East Street  
Pittsfield, MA 01201  
(413) 499-3050

**Project: GE Offsite - 97405 - Johnson Ford**

**ATTENTION: C. Trzcinski**

Three (3) wipe samples for PCB analysis and one (1) trip blank were received by the Maxymillian Technologies' Analytical Laboratory on October 15, 1998. An expedited turnaround time was requested.

All samples were analyzed within the method specified maximum allowed holding times. All quality control was within laboratory determined acceptable limits.


All samples are analyzed by EPA approved methodologies. The *MT* analytical laboratory is a MA DEP and NY DOH certified testing facility.

MA Certification Number      M-MA 146

NY Certification Number      11477

Report Reviewed By:

Date:

 10/16/98

John M. Massimiano  
Laboratory Director



Issue Date  
16 October 98

Report Number  
1998\MAXY\Misc\101598#1

### SAMPLE RECEPTION INFORMATION

Project GE Offsite	Purchase Order	Requested TAT ASAP				
Quantity	Matrix	Analysis Method	Description	Collection Date	Preservative	
3	Wipe	8082	PCBs	15 October 98	Cool 4° C	
1	Trip Blank	8082	PCBs	15 October 98.	Cool 4° C	

Samples inspected upon receipt by: LM      Date Received  
15 October 98



Issue Date  
16 October 98

Report Number  
1998\MAXY\Misc\101598#1

### ANALYSIS INFORMATION

#### Polychlorinated Biphenyls

Analysis Required EPA Method 8082	Extraction Method Shake	Analyst CR	Instrument GC-ECD	
Sample ID	DB-1 *	DB-2 *	DB-3 *	MDL
	( $\mu\text{g}/100\text{cm}^2$ )	( $\mu\text{g}/100\text{cm}^2$ )	( $\mu\text{g}/100\text{cm}^2$ )	( $\mu\text{g}/100\text{cm}^2$ )
Parameter PCBs	ND	ND	ND	1.50

QC Lot:  
1005988082-WIPE

\* BUCKET

#### Polychlorinated Biphenyls

Analysis Required EPA Method 8082	Extraction Method Shake	Analyst CR	Instrument GC-ECD	
Sample ID	TRIP BLANK			MDL
	( $\mu\text{g}/100\text{cm}^2$ )			( $\mu\text{g}/100\text{cm}^2$ )
Parameter PCBs	ND			1.50

QC Lot:  
1005988082-WIPE

MDL = Analytical Method Detection Limit.  
ND = Analyte of interest was not detected at the laboratory determined Analytical Method Detection Limit.



Issue Date  
16 October 98

Report Number  
1998\MAXY\Misc\101598#1

QC LOT INFORMATION /PCB

---

QA/QC Lot:	Sample ID	MS/MSD Limit	% Recovery MS	% Recovery MSD	% RPD	RPD Limit
1005988082-Wipe	NA	83-105	93.1%	90.3%	2.95%	3

---

Note: % Recovery and RPD Limits are determined by demonstrated laboratory performance.



## CHAIN OF CUSTODY RECORD

Client: <u>MAXY TECH.</u> Date: <u>10-15-98</u> Report To: <u>CHET T.</u> Address: <u>GE BLDG 68, PITTSFIELD, MA.</u> Telephone: _____	Project Name: <u>JOHNSON FORD</u> Project Number: <u>#97405</u> Address: _____ Date Samples Collected: <u>10-15-98</u> By: <u>C. RAUSCHER</u>
--	---

Sampling Information					Analysis Required	# Of Cont.	Type of Cont.	Pres.	Comments: (special instruction, cautions, etc.)
ID#	Date	Time	Location	Sample Type					
DB-1 (C)	10-15-98	A.M.	BLDG-12	WIPE	PCB	1	40ml	NONE	NONE
DB-2 (C)	↓	↓	↓	↓	↓	↓	↓	↓	↓
DB-3 (C)	↓	↓	↓	↓	↓	↓	↓	↓	↓
TRIP BLANK	↓	↓	↓	↓	↓	↓	↓	↓	↓

REMARKS: (special instructions, sample storage, non-standard sample bottles, etc.)  <u>(C) - BUCKET.</u>  <u>GE SAMPLE #103</u>	Relinquished by: <u>C. Rauscher</u> Date: <u>10-15-98</u> Received by: <u>R. Mellette</u> Date: <u>10/15/98</u>  Relinquished by: _____ Date: _____ Received by: _____ Date: _____  Relinquished by: _____ Date: _____ Received by: _____ Date: _____
---	--

Turnaround: 24 hrs.  48 hrs. \_\_\_\_\_ 1 week \_\_\_\_\_ 2 weeks \_\_\_\_\_ 4 weeks \_\_\_\_\_ Other \_\_\_\_\_





1801 EAST STREET  
PITTSFIELD, MA 01201  
413 499-3050  
FAX 413 443-0511

*Freight Tanker  
Heil Tanker  
- Water Tank Trailers  
from 3/1/60*

# Technical Report

PROJECT NAME – Building #68

prepared for

Maxymillian Technologies, Inc.  
1801 East Street  
Pittsfield, MA 01201

Attention: C. Trzcinski

June 14, 1999



Issue Date  
14 June 99

Report Number  
1999\MAXY\Misc\061199

## LABORATORY SERVICES TECHNICAL REPORT

### PREPARED FOR:

**Maxymillian Technologies, Inc.**  
1801 East Street  
Pittsfield, MA 01201  
(413) 499-3050

**Project: Offsite**

ATTENTION: C. Trzcinski

Twenty-seven (27) wipe samples for PCB analysis and one (1) trip blank were received by the Maxymillian Technologies' Analytical Laboratory on June 11, 1999. An expedited turnaround time was requested.

All samples were analyzed within the method specified maximum allowed holding times. All quality control was within laboratory determined acceptable limits.

All samples are analyzed by EPA approved methodologies. The *MT* analytical laboratory is a MA DEP and NY DOH certified testing facility.

MA Certification Number      M-MA 146

NY Certification Number      11477

Report Reviewed By:

Date:

6/14/99

John M. Massimiano  
Laboratory Director



Issue Date  
14 June 99

Report Number  
1999\MAXY\Misc\061199

### SAMPLE RECEPTION INFORMATION

Project	Purchase Order	Requested TAT			
Building 68		ASAP			
Quantity	Matrix	Analysis Method	Description	Collection Date	Preservative
27	Wipe	8082	PCBs	11June 99	Cool 4° C
1	Trip Blank	8082	PCBs	11June 99	Cool 4° C

Samples inspected upon receipt by:  
LM

Date Received  
11June 99



Issue Date  
14 June 99

Report Number  
1999\MAXY\Misc\061199

### Polychlorinated Biphenyls

Analysis Required EPA Method 8082	Extraction Method Shake	Analyst CR	Instrument GC-ECD		
Sample ID	F-7	F-8	F-9	F-10	MDL
	( $\mu\text{g}/100\text{cm}^2$ )	( $\mu\text{g}/100\text{cm}^2$ )	( $\mu\text{g}/100\text{cm}^2$ )	( $\mu\text{g}/100\text{cm}^2$ )	( $\mu\text{g}/100\text{cm}^2$ )
Parameter PCBs	1.74	1.50	ND	ND	1.50

QC Lot:  
0611998082-WIPE

### Polychlorinated Biphenyls

Analysis Required EPA Method 8082	Extraction Method Shake	Analyst CR	Instrument GC-ECD		
Sample ID	F-11	F-12	F-13	F-14	MDL
	( $\mu\text{g}/100\text{cm}^2$ )	( $\mu\text{g}/100\text{cm}^2$ )	( $\mu\text{g}/100\text{cm}^2$ )	( $\mu\text{g}/100\text{cm}^2$ )	( $\mu\text{g}/100\text{cm}^2$ )
Parameter PCBs	ND	ND	ND	ND	1.50

QC Lot:  
0611998082-WIPE

MDL = Analytical Method Detection Limit.

ND = Analyte of interest was not detected at the laboratory determined Analytical Method Detection Limit.



Issue Date  
14 June 99

Report Number  
1999\MAXY\Misc\061199

### Polychlorinated Biphenyls

Analysis Required EPA Method 8082	Extraction Method Shake	Analyst CR	Instrument GC-ECD		
Sample ID	F-15	F-16	F-17	F-18	MDL
	( $\mu\text{g}/100\text{cm}^2$ )	( $\mu\text{g}/100\text{cm}^2$ )	( $\mu\text{g}/100\text{cm}^2$ )	( $\mu\text{g}/100\text{cm}^2$ )	( $\mu\text{g}/100\text{cm}^2$ )
Parameter PCBs	ND	1.80	ND	ND	1.50

QC Lot:  
0611998082-WIPE

### Polychlorinated Biphenyls

Analysis Required EPA Method 8082	Extraction Method Shake	Analyst CR	Instrument GC-ECD		
Sample ID	H-1	H-2	H-3	H-4	MDL
	( $\mu\text{g}/100\text{cm}^2$ )	( $\mu\text{g}/100\text{cm}^2$ )	( $\mu\text{g}/100\text{cm}^2$ )	( $\mu\text{g}/100\text{cm}^2$ )	( $\mu\text{g}/100\text{cm}^2$ )
Parameter PCBs	2.07	ND	ND	ND	1.50

QC Lot:  
0611998082-WIPE

MDL = Analytical Method Detection Limit.

ND = Analyte of interest was not detected at the laboratory determined Analytical Method Detection Limit.



Issue Date  
14 June 99

Report Number  
1999\MAXY\Misc\061199

### Polychlorinated Biphenyls

Analysis Required EPA Method 8082	Extraction Method Shake	Analyst CR	Instrument GC-ECD		
Sample ID	H-5	H-6	H-7	H-8	MDL
	( $\mu\text{g}/100\text{cm}^2$ )	( $\mu\text{g}/100\text{cm}^2$ )	( $\mu\text{g}/100\text{cm}^2$ )	( $\mu\text{g}/100\text{cm}^2$ )	( $\mu\text{g}/100\text{cm}^2$ )
Parameter PCBs	ND	ND	1.53	ND	1.50

QC Lot:  
0611998082-WIPE

### Polychlorinated Biphenyls

Analysis Required EPA Method 8082	Extraction Method Shake	Analyst CR	Instrument GC-ECD		
Sample ID	H-9	H-10	H-11	H-12	MDL
	( $\mu\text{g}/100\text{cm}^2$ )	( $\mu\text{g}/100\text{cm}^2$ )	( $\mu\text{g}/100\text{cm}^2$ )	( $\mu\text{g}/100\text{cm}^2$ )	( $\mu\text{g}/100\text{cm}^2$ )
Parameter PCBs	ND	ND	ND	ND	1.50

QC Lot:  
0612998082-WIPE

MDL = Analytical Method Detection Limit.

ND = Analyte of interest was not detected at the laboratory determined Analytical Method Detection Limit.



Issue Date  
14 June 99

Report Number  
1999\MAXY\Misc\061199

### Polychlorinated Biphenyls

Analysis Required EPA Method 8082	Extraction Method Shake	Analyst CR	Instrument GC-ECD		
Sample ID	H-13	H-14	H-15	TRIP BLANK	MDL
Parameter PCBs	( $\mu\text{g}/100\text{cm}^2$ ) ND	( $\mu\text{g}/100\text{cm}^2$ ) ND	( $\mu\text{g}/100\text{cm}^2$ ) ND	( $\mu\text{g}/100\text{cm}^2$ ) ND	( $\mu\text{g}/100\text{cm}^2$ ) 1.50

QC Lot:  
0612998082-WIPE

MDL = Analytical Method Detection Limit.  
ND = Analyte of interest was not detected at the laboratory determined Analytical Method Detection Limit.



Issue Date  
14 June 99

Report Number  
1999\MAXY\Misc\061199

QC LOT INFORMATION /PCB

QA/QC Lot:	Sample ID	MS/MSD Limit	% Recovery MS	% Recovery MSD	% RPD	RPD Limit
0611998082-Wipe	NA	83-113	96.8%	92.1%	4.82%	8
0612998082-Wipe	NA	83-112	93.9%	92.1%	2.95%	8

Note: % Recovery and RPD Limits are determined by demonstrated laboratory performance.



173



# CHAIN OF CUSTODY RECORD

Client: <u>MAXY TECH</u>	Project Name: <u>BLDG 68</u>
Date: <u>6-11-99</u>	Project Number: <u>97405</u>
Report To: <u>ONET. T.</u>	Address: _____
Address: <u>GE BLDG 68, PITTSFIELD, MA.</u>	Date Samples Collected: <u>6-11-99</u>
Telephone: _____	By: <u>C. RAUSCHER / L. RAYMOND</u>

Sampling Information					Analysis Required	# Of Cont.	Type of Cont.	Pres.	Comments: (special instruction, cautions, etc.)
ID#	Date	Time	Location	Sample Type					
F7	6-11-99	AM	BLDG 68	WIPE	PCB	1	40 mL	None	
F8									
F9									
F10									
F11									
F12									
F13									
F14									
F15									
F16									

REMARKS: (special instructions, sample storage, non-standard sample bottles, etc.)

Relinquished by: C. Rauscher Date: 6-11-99  
 Received by: Lucy Melotti Date: 6/11/99

Relinquished by: \_\_\_\_\_ Date: \_\_\_\_\_  
 Received by: \_\_\_\_\_ Date: \_\_\_\_\_

Relinquished by: \_\_\_\_\_ Date: \_\_\_\_\_  
 Received by: \_\_\_\_\_ Date: \_\_\_\_\_

Turnaround: ASAP 24 hrs. \_\_\_\_\_ 48 hrs. \_\_\_\_\_ 1 week \_\_\_\_\_ 2 weeks \_\_\_\_\_ 4 weeks \_\_\_\_\_ Other \_\_\_\_\_

20F3



## CHAIN OF CUSTODY RECORD

Client: <u>MAXY TECH</u> Date: <u>6-11-99</u> Report To: <u>CHET T.</u> Address: <u>65 BLOBBE, PITTSFIELD, MA.</u> Telephone: _____	Project Name: <u>BLOBBE</u> Project Number: <u>97405</u> Address: _____ Date Samples Collected: <u>6-11-99</u> By: <u>C. RAUSCHER / L. RAYMOND</u>
---	--

Sampling Information					Analysis Required	# Of Cont.	Type of Cont.	Pres.	Comments: (special instruction, cautions, etc.)
ID#	Date	Time	Location	Sample Type					
F17	6-11-99	A.M.	BLOBBE	WIPE	PCB	1	Yoml	None	
F18									
H1									
H2									
H3									
H4									
H5									
H6									
H7									
H8	↓	↓	↓	↓	↓	↓	↓	↓	

REMARKS: (special instructions, sample storage, non-standard sample bottles, etc.)    	Relinquished by: <u>C. Rauscher</u> Date: <u>6-11-99</u> Received by: _____ Date: _____  Relinquished by: _____ Date: _____ Received by: _____ Date: _____  Relinquished by: _____ Date: _____ Received by: _____ Date: _____
--	--

Turnaround: ASAP 24 hrs. \_\_\_\_\_ 48 hrs. \_\_\_\_\_ 1 week \_\_\_\_\_ 2 weeks \_\_\_\_\_ 4 weeks \_\_\_\_\_ Other \_\_\_\_\_

0013



# CHAIN OF CUSTODY RECORD

Client: <u>MAXY TECH</u>	Project Name: <u>BLDG 68</u>
Date: <u>6-11-99</u>	Project Number: <u>97405</u>
Report To: <u>CHET T.</u>	Address: _____
Address: <u>QE BLDG 68, PITTSFIELD, MA.</u>	Date Samples Collected: <u>6-11-99</u>
Telephone: _____	By: <u>C. RAUSCHER / L. RAYMOND</u>

Sampling Information					Analysis Required	# Of Cont.	Type of Cont.	Pres.	Comments: (special instruction, cautions, etc.)
ID#	Date	Time	Location	Sample Type					
H9	6-11-99	A.M.	BLDG 68	WIPE	PCB	1	Yoml	WORKS	
H10									
H11									
H12									
H13									
H14									
H15									
TRIP BLANK	↓	↓	↓	↓	↓	↓	↓	↓	

REMARKS: (special instructions, sample storage, non-standard sample bottles, etc.)	Relinquished by: <u>C. Rauscher</u> Date: <u>6-11-99</u>
	Received by: _____ Date: _____
	Relinquished by: _____ Date: _____
	Received by: _____ Date: _____
	Relinquished by: _____ Date: _____
	Received by: _____ Date: _____

Turnaround: ASAP 24 hrs. \_\_\_\_\_ 48 hrs. \_\_\_\_\_ 1 week \_\_\_\_\_ 2 weeks \_\_\_\_\_ 4 weeks \_\_\_\_\_ Other \_\_\_\_\_



1801 EAST STREET  
PITTSFIELD, MA 01201  
413 499-3050  
FAX 413 443-0511

*H7 - ...  
... used  
...  
- 1 Tank used  
during Fall 1998*

# Technical Report

PROJECT NAME – Building #68

prepared for

Maxymillian Technologies, Inc.  
1801 East Street  
Pittsfield, MA 01201

Attention: C. Trzcinski

June 15, 1999



Issue Date  
15 June 99

Report Number  
1999\MAXY\Misc\061499

## LABORATORY SERVICES TECHNICAL REPORT

### PREPARED FOR:

**Maxymillian Technologies, Inc.**  
**1801 East Street**  
**Pittsfield, MA 01201**  
**(413) 499-3050**

**Project: Offsite**

**ATTENTION: C. Trzcinski**

Six (6) wipe samples for PCB analysis and one (1) trip blank were received by the Maxymillian Technologies' Analytical Laboratory on June 14, 1999. An expedited turnaround time was requested.

All samples were analyzed within the method specified maximum allowed holding times. All quality control was within laboratory determined acceptable limits.


All samples are analyzed by EPA approved methodologies. The *MT* analytical laboratory is a MA DEP and NY DOH certified testing facility.

MA Certification Number      M-MA 146

NY Certification Number      11477

Report Reviewed By:

Date:

 \_\_\_\_\_ 6/15/99

John M. Massimiano  
Laboratory Director



Issue Date  
15 June 99

Report Number  
1999\MAXY\Misc\061499

### SAMPLE RECEPTION INFORMATION

Project Building 68	Purchase Order	Requested TAT ASAP			
Quantity	Matrix	Analysis Method	Description	Collection Date	Preservative
6	Wipe	8082	PCBs	14 June 99	Cool 4° C
1	Trip Blank	8082	PCBs	14 June 99	Cool 4° C

Samples inspected upon receipt by:  
LM

Date Received  
14 June 99



Issue Date  
15 June 99

Report Number  
1999\MAXY\Misc\061499

### Polychlorinated Biphenyls

Analysis Required EPA Method 8082	Extraction Method Shake	Analyst CR	Instrument GC-ECD		
Sample ID	HT-1	HT-2	HT-3	HT-4	MDL
	( $\mu\text{g}/100\text{cm}^2$ )	( $\mu\text{g}/100\text{cm}^2$ )	( $\mu\text{g}/100\text{cm}^2$ )	( $\mu\text{g}/100\text{cm}^2$ )	( $\mu\text{g}/100\text{cm}^2$ )
Parameter PCBs	21.7	10.5	ND	8.43	1.50

QC Lot:  
0612998082-WIPE

### Polychlorinated Biphenyls

Analysis Required EPA Method 8082	Extraction Method Shake	Analyst CR	Instrument GC-ECD	
Sample ID	HT-5	HT-6	TRIP BLANK	MDL
	( $\mu\text{g}/100\text{cm}^2$ )	( $\mu\text{g}/100\text{cm}^2$ )	( $\mu\text{g}/100\text{cm}^2$ )	( $\mu\text{g}/100\text{cm}^2$ )
Parameter PCBs	6.99	29.4	ND	1.50

QC Lot:  
0612998082-WIPE

MDL = Analytical Method Detection Limit.

ND = Analyte of interest was not detected at the laboratory determined Analytical Method Detection Limit.



Issue Date  
15 June 99

Report Number  
1999\MAXY\Misc\061499

QC LOT INFORMATION /PCB

---

QA/QC Lot:	Sample ID	MS/MSD Limit	% Recovery MS	% Recovery MSD	% RPD	RPD Limit
0612998082-Wipe	NA	83-112	93.9%	92.1%	2.95%	8

---

Note: % Recovery and RPD Limits are determined by demonstrated laboratory performance.





## CHAIN OF CUSTODY RECORD

Client: <u>MAXY TECH</u> Date: <u>6-14-99</u> Report To: <u>CHET T.</u> Address: <u>GE BLDG 68, PITTSFIELD, MA.</u> Telephone: _____	Project Name: <u>BLDG 68</u> Project Number: <u>97405</u> Address: _____ Date Samples Collected: <u>6-14-99</u> By: <u>C. RAUSCHER / G. RAYMOND</u>
--	---

Sampling Information					Analysis Required	# Of Cont.	Type of Cont.	Pres.	Comments: (special instruction, cautions, etc.)
ID#	Date	Time	Location	Sample Type					
HT-1	6-14-99	A.M.	BLDG 68	WIPE	PCB	1	40ml	NONE	
HT-2	↓	↓	↓	↓	↓	↓	↓	↓	
HT-3	↓	↓	↓	↓	↓	↓	↓	↓	
HT-4	↓	↓	↓	↓	↓	↓	↓	↓	
HT-5	↓	↓	↓	↓	↓	↓	↓	↓	
HT-6	↓	↓	↓	↓	↓	↓	↓	↓	
TRIP BLANK	↓	↓	↓	↓	↓	↓	↓	↓	

REMARKS: (special instructions, sample storage, non-standard sample bottles, etc.)   	Relinquished by: <u>C. Rauscher</u> Date: <u>6-14-99</u> Received by: <u>H. Helotte</u> Date: <u>6/14/99</u>  Relinquished by: _____ Date: _____ Received by: _____ Date: _____  Relinquished by: _____ Date: _____ Received by: _____ Date: _____
--	---

Turnaround ASAP 24 hrs. \_\_\_\_\_ 48 hrs. \_\_\_\_\_ 1 week \_\_\_\_\_ 2 weeks \_\_\_\_\_ 4 weeks \_\_\_\_\_ Other \_\_\_\_\_



1801 EAST STREET  
PITTSFIELD, MA 01201  
413 499-3050  
FAX 413 443-0511

# Technical Report

PROJECT NAME – Building #68 - 97405

prepared for

Maxymillian Technologies, Inc.  
1801 East Street  
Pittsfield, MA 01201

Attention: C. Trzcinski

July 13, 1999



Issue Date  
13 July 99

Report Number  
1999\MAXY\Misc\071299

## LABORATORY SERVICES TECHNICAL REPORT

### PREPARED FOR:

**Maxymillian Technologies, Inc.**  
1801 East Street  
Pittsfield, MA 01201  
(413) 499-3050

Project: Offsite

ATTENTION: C. Trzcinski

Six (6) wipe samples for PCB analysis and one (1) trip blank were received by the Maxymillian Technologies' Analytical Laboratory on July 12, 1999. An expedited turnaround time was requested.

All samples were analyzed within the method specified maximum allowed holding times. All quality control was within laboratory determined acceptable limits.

All samples are analyzed by EPA approved methodologies. The *MT* analytical laboratory is a MA DEP and NY DOH certified testing facility.

MA Certification Number      M-MA 146

NY Certification Number      11477

Report Reviewed By:

Date:

7/13/99

John M. Massimiano  
Laboratory Director



Issue Date  
13 July 99

Report Number  
1999\MAXY\Misc\071299

### SAMPLE RECEPTION INFORMATION

Project Building 68	Purchase Order	Requested TAT ASAP			
Quantity	Matrix	Analysis Method	Description	Collection Date	Preservative
6	Wipe	8082	PCBs	12 July 99	Cool 4° C
1	Trip Blank	8082	PCBs	12 July 99	Cool 4° C

Samples inspected upon receipt by:  
LM

Date Received  
12 July 99



Issue Date  
13 July 99

Report Number  
1999\MAXY\Misc\071299

### Polychlorinated Biphenyls

Analysis Required EPA Method 8082	Extraction Method Shake	Analyst CR	Instrument GC-ECD		
Sample ID	89AR *	89BR *	89CR *	94AR *	MDL
	( $\mu\text{g}/100\text{cm}^2$ )	( $\mu\text{g}/100\text{cm}^2$ )	( $\mu\text{g}/100\text{cm}^2$ )	( $\mu\text{g}/100\text{cm}^2$ )	( $\mu\text{g}/100\text{cm}^2$ )
Parameter PCBs	2.04	1.71	2.40	2.58	1.50

QC Lot:  
0707998082-WIPE

### Polychlorinated Biphenyls

Analysis Required EPA Method 8082	Extraction Method Shake	Analyst CR	Instrument GC-ECD	
Sample ID	94BR *	94CR *	TRIP BLANK	MDL
	( $\mu\text{g}/100\text{cm}^2$ )	( $\mu\text{g}/100\text{cm}^2$ )	( $\mu\text{g}/100\text{cm}^2$ )	( $\mu\text{g}/100\text{cm}^2$ )
Parameter PCBs	2.64	1.89	ND	1.50

QC Lot:  
0707998082-WIPE

\* SHEETS

MDL = Analytical Method Detection Limit.

ND = Analyte of interest was not detected at the laboratory determined Analytical Method Detection Limit.



Issue Date  
13 July 99

Report Number  
1999\MAXY\Misc\071299

QC LOT INFORMATION /PCB

---

QA/QC Lot:	Sample ID	MS/MSD Limit	% Recovery MS	% Recovery MSD	% RPD	RPD Limit
0707998082-Wipe	NA	82-112	92.4%	93.6%	1.22%	7

---

Note: % Recovery and RPD Limits are determined by demonstrated laboratory performance.



## CHAIN OF CUSTODY RECORD

Client: <u>MAXY TECH</u> Date: <u>7-12-99</u> Report To: <u>CHRIS T.</u> Address: <u>GE BLDG 68, PITTSFIELD, MA.</u> Telephone: _____	Project Name: <u>BLDG 68</u> Project Number: <u>97405</u> Address: _____ Date Samples Collected: <u>7-12-99</u> By: <u>C. RAUSCHER</u>
---	--

Sampling Information						Analysis Required	# Of Cont.	Type of Cont.	Pres.	Comments: (special instruction, cautions, etc.)
ID#	Date	Time	Location	Sample Type						
89AR	7-12-99	A.M.	BLDG 12	WIPE	PCB	1	40ml	WASH		
89CR	↓	↓	↓	↓	↓	↓	↓	↓		
89CR	↓	↓	↓	↓	↓	↓	↓	↓		
94AR	↓	↓	↓	↓	↓	↓	↓	↓		
94AR	↓	↓	↓	↓	↓	↓	↓	↓		
94CR	↓	↓	↓	↓	↓	↓	↓	↓		
TRIP BLANK	↓	↓	↓	↓	↓	↓	↓	↓		

REMARKS: (special instructions, sample storage, non-standard sample bottles, etc.)  <u>① - BLDG 68 SHEETS</u>	Relinquished by: <u>C. Rauscher</u> Date: <u>7-12-99</u> Received by: <u>H. Melite</u> Date: <u>7/12/99</u>  Relinquished by: _____ Date: _____ Received by: _____ Date: _____  Relinquished by: _____ Date: _____ Received by: _____ Date: _____
---	--

Turnaround:      24 hrs. \_\_\_\_\_      48 hrs. \_\_\_\_\_      1 week \_\_\_\_\_      2 weeks \_\_\_\_\_      4 weeks \_\_\_\_\_      Other ASAP



1801 EAST STREET  
PITTSFIELD, MA 01201  
413 499-3050  
FAX 413 443-0511

# Technical Report

PROJECT NAME – Building #68 - 97405

prepared for

Maxymillian Technologies, Inc.  
1801 East Street  
Pittsfield, MA 01201

Attention: C. Trzcinski

July 8, 1999





Issue Date  
08 July 99

Report Number  
1999\MAXY\Misc\070799

## LABORATORY SERVICES TECHNICAL REPORT

### PREPARED FOR:

**Maxymillian Technologies, Inc.**  
1801 East Street  
Pittsfield, MA 01201  
(413) 499-3050

Project: Offsite

ATTENTION: C. Trzcinski

Fifteen (15) wipe samples for PCB analysis and one (1) trip blank were received by the Maxymillian Technologies' Analytical Laboratory on July 7, 1999. An expedited turnaround time was requested.

All samples were analyzed within the method specified maximum allowed holding times. All quality control was within laboratory determined acceptable limits.

All samples are analyzed by EPA approved methodologies. The MT analytical laboratory is a MA DEP and NY DOH certified testing facility.

MA Certification Number      M-MA 146

NY Certification Number      11477

Report Reviewed By:

Date:

7/8/99

---

John M. Massimiano  
Laboratory Director



Issue Date  
08 July 99

Report Number  
1999\MAXY\Misc\070799

### SAMPLE RECEPTION INFORMATION

Project                      Purchase Order      Requested TAT  
Building 68                                           ASAP

Quantity	Matrix	Analysis Method	Description	Collection Date	Preservative
15	Wipe	8082	PCBs	07 July 99	Cool 4° C
1	Trip Blank	8082	PCBs	07 July 99	Cool 4° C

Samples inspected upon receipt by:      Date Received  
LM    07 July 99



Issue Date  
08 July 99

Report Number  
1999\MAXY\Misc\070799

### Polychlorinated Biphenyls

Analysis Required EPA Method 8082	Extraction Method Shake	Analyst CR	Instrument GC-ECD		
Sample ID	67A *	67B *	67C *	70A *	MDL
	( $\mu\text{g}/100\text{cm}^2$ )	( $\mu\text{g}/100\text{cm}^2$ )	( $\mu\text{g}/100\text{cm}^2$ )	( $\mu\text{g}/100\text{cm}^2$ )	( $\mu\text{g}/100\text{cm}^2$ )
Parameter PCBs	3.42	ND	4.83	ND	1.50

QC Lot:  
0620998082-WIPE

### Polychlorinated Biphenyls

Analysis Required EPA Method 8082	Extraction Method Shake	Analyst CR	Instrument GC-ECD		
Sample ID	70B *	70C *	89A *	89B *	MDL
	( $\mu\text{g}/100\text{cm}^2$ )	( $\mu\text{g}/100\text{cm}^2$ )	( $\mu\text{g}/100\text{cm}^2$ )	( $\mu\text{g}/100\text{cm}^2$ )	( $\mu\text{g}/100\text{cm}^2$ )
Parameter PCBs	2.49	ND	ND	ND	1.50

QC Lot:  
0620998082-WIPE

\* SHEETS

MDL = Analytical Method Detection Limit.  
ND = Analyte of interest was not detected at the laboratory determined Analytical Method Detection Limit.



Issue Date  
08 July 99

Report Number  
1999\MAXY\Misc\070799

### Polychlorinated Biphenyls

Analysis Required EPA Method 8082	Extraction Method Shake	Analyst CR	Instrument GC-ECD		
	Sample ID	89C *	94A *	94B *	94C * MDL
		( $\mu\text{g}/100\text{cm}^2$ )	( $\mu\text{g}/100\text{cm}^2$ )	( $\mu\text{g}/100\text{cm}^2$ )	( $\mu\text{g}/100\text{cm}^2$ )
Parameter PCBs		14.8	1.77	ND	12.5 1.50

QC Lot:  
0620998082-WIPE

### Polychlorinated Biphenyls

Analysis Required EPA Method 8082	Extraction Method Shake	Analyst CR	Instrument GC-ECD		
	Sample ID	97A *			MDL
		( $\mu\text{g}/100\text{cm}^2$ )			( $\mu\text{g}/100\text{cm}^2$ )
Parameter PCBs		4.89			1.50

QC Lot:  
0620998082-WIPE

\* SHEETS

MDL = Analytical Method Detection Limit.

ND = Analyte of interest was not detected at the laboratory determined Analytical Method Detection Limit.



Issue Date  
08 July 99

Report Number  
1999\MAXY\Misc\070799

### Polychlorinated Biphenyls

Analysis Required EPA Method 8082	Extraction Method Shake	Analyst CR	Instrument GC-ECD	
Sample ID	97B *	97C *	TRIP BLANK	MDL
Parameter	( $\mu\text{g}/100\text{cm}^2$ )	( $\mu\text{g}/100\text{cm}^2$ )	( $\mu\text{g}/100\text{cm}^2$ )	( $\mu\text{g}/100\text{cm}^2$ )
PCBs	2.40	1.83	ND	1.50

QC Lot:  
0707998082-WIPE

\* SHEETS

MDL = Analytical Method Detection Limit.

ND = Analyte of interest was not detected at the laboratory determined Analytical Method Detection Limit.



Issue Date  
08 July 99

Report Number  
1999\MAXY\Misc\070799

QC LOT INFORMATION /PCB

---

QA/QC Lot:	Sample ID	MS/MSD Limit	% Recovery MS	% Recovery MSD	% RPD	RPD Limit
0620998082-Wipe	NA	82-112	96.8%	92.5%	4.38%	7
0707998082-Wipe	NA	82-112	92.4%	93.6%	1.22%	7

---

Note: % Recovery and RPD Limits are determined by demonstrated laboratory performance.

SHEET 1 OF 2



# CHAIN OF CUSTODY RECORD

Client: MAXY TECH Project Name: BLDG 68  
 Date: 7-7-99 Project Number: #97405  
 Report To: CHET Y. Address: \_\_\_\_\_  
 Address: 68 BLDG 68, PITTSFIELD, MA Date Samples Collected: 7-7-99  
 Telephone: \_\_\_\_\_ By: C. RUSSELL

Sampling Information				Analysis Required	# Of Cont.	Type of Cont.	Pres.	Comments: (special instruction, cautions, etc.)
ID#	Date	Time	Location					
67A	7-7-99	9 AM	BLDG 12	PCB	1	40 ml	None	
67B								
67C								
70A								
70B								
70C								
85A								
85B								
85C								
94A								

REMARKS: (special instructions, sample storage, non-standard sample bottles, etc.)

Relinquished by: C. Russell Date: 7-7-99  
 Received by: C. Russell Date: 7/7/99

Relinquished by: \_\_\_\_\_ Date: \_\_\_\_\_  
 Received by: \_\_\_\_\_ Date: \_\_\_\_\_

Relinquished by: \_\_\_\_\_ Date: \_\_\_\_\_  
 Received by: \_\_\_\_\_ Date: \_\_\_\_\_

SHEET 2 of 2



# CHAIN OF CUSTODY RECORD

Client: <u>MARY TERN</u>	Project Name: <u>BUDA 68</u>
Date: <u>7-7-99</u>	Project Number: <u>#97405</u>
Report To: <u>CHRIST</u>	Address: <u>7-7-99</u>
Address: <u>GE BIDE 65, P.O. BOX 17A1</u>	By: <u>C. RAUSCHER</u>
Telephone: _____	Date Samples Collected: _____

ID#	Sampling Information			Analysis Required	# Of Cont.	Type of Cont.	Pres.	Comments: (special instruction, cautions, etc.)
	Date	Time	Location					
94B	7-7-99	A.M.	BIDGE 12	PCB	1	40 mL NONE		
94C								
97A								
97B								
97C								
TRIP BLANK								

REMARKS: (special instructions, sample storage, non-standard sample bottles, etc.)

Relinquished by: S.R. Date: 7/7/99  
 Received by: L. Suletta Date: 7/7/99

Relinquished by: \_\_\_\_\_ Date: \_\_\_\_\_  
 Received by: \_\_\_\_\_ Date: \_\_\_\_\_

Relinquished by: \_\_\_\_\_ Date: \_\_\_\_\_  
 Received by: \_\_\_\_\_ Date: \_\_\_\_\_

Turnaround: ASAP 24 hrs. 48 hrs. 1 week 2 weeks 4 weeks Other \_\_\_\_\_





1801 EAST STREET  
PITTSFIELD, MA 01201  
413-499-3050  
FAX 413-443-0511

# Technical Report

PROJECT NAME – Building #68

prepared for

Maxymillian Technologies, Inc.  
1801 East Street  
Pittsfield, MA 01201

Attention: C. Trzcinski

June 21, 1999



Issue Date  
21 June 99

Report Number  
1999\MAXY\Misc\061899#3

## LABORATORY SERVICES TECHNICAL REPORT

### PREPARED FOR:

**Maxymillian Technologies, Inc.**  
1801 East Street  
Pittsfield, MA 01201  
(413) 499-3050

**Project:** Offsite

**ATTENTION:** C. Trzcinski

Twenty-four (24) wipe samples for PCB analysis and one (1) trip blank were received by the Maxymillian Technologies' Analytical Laboratory on June 18, 1999. An expedited turnaround time was requested.

All samples were analyzed within the method specified maximum allowed holding times. All quality control was within laboratory determined acceptable limits.

All samples are analyzed by EPA approved methodologies. The *MT* analytical laboratory is a MA DEP and NY DOH certified testing facility.

MA Certification Number      M-MA 146

NY Certification Number      11477

Report Reviewed By:

Date:

6/21/99

John M. Massimiano  
Laboratory Director



Issue Date  
21 June 99

Report Number  
1999\MAXY\Misc\061899#3

### SAMPLE RECEPTION INFORMATION

Project                      Purchase Order      Requested TAT  
Building 68                                           ASAP

Quantity	Matrix	Analysis Method	Description	Collection Date	Preservative
24	Wipe	8082	PCBs	18 June 99	Cool 4° C
1	Trip Blank	8082	PCBs	18 June 99	Cool 4° C

Samples inspected upon receipt by:      Date Received  
LM    18 June 99



Issue Date  
21 June 99

Report Number  
1999\MAXY\Misc\061899#3

### Polychlorinated Biphenyls

Analysis Required EPA Method 8082	Extraction Method Shake	Analyst CR	Instrument GC-ECD		
Sample ID	HT1 *	HT2 *	HT3 *	HT4 *	MDL
	( $\mu\text{g}/100\text{cm}^2$ )	( $\mu\text{g}/100\text{cm}^2$ )	( $\mu\text{g}/100\text{cm}^2$ )	( $\mu\text{g}/100\text{cm}^2$ )	( $\mu\text{g}/100\text{cm}^2$ )
Parameter PCBs	ND	ND	ND	ND	1.50

QC Lot:  
0618998082-WIPE

### Polychlorinated Biphenyls

Analysis Required EPA Method 8082	Extraction Method Shake	Analyst CR	Instrument GC-ECD		
Sample ID	HT5 *	HT6 *	MDL		
	( $\mu\text{g}/100\text{cm}^2$ )	( $\mu\text{g}/100\text{cm}^2$ )	( $\mu\text{g}/100\text{cm}^2$ )		
Parameter PCBs	ND	ND	1.50		

QC Lot:  
0618998082-WIPE

\* HALF TANK

MDL = Analytical Method Detection Limit.

ND = Analyte of interest was not detected at the laboratory determined Analytical Method Detection Limit.



Issue Date  
21 June 99

Report Number  
1999\MAXY\Misc\061899#3

### Polychlorinated Biphenyls

Analysis Required EPA Method 8082	Extraction Method Shake	Analyst CR	Instrument GC-ECD	Sample ID	HT7 *	HT8 *	HT9 *	HT10 *	MDL
					( $\mu\text{g}/100\text{cm}^2$ )	( $\mu\text{g}/100\text{cm}^2$ )	( $\mu\text{g}/100\text{cm}^2$ )	( $\mu\text{g}/100\text{cm}^2$ )	( $\mu\text{g}/100\text{cm}^2$ )
Parameter PCBs					ND	ND	ND	ND	1.50

QC Lot:  
0619998082-WIPE

### Polychlorinated Biphenyls

Analysis Required EPA Method 8082	Extraction Method Shake	Analyst CR	Instrument GC-ECD	Sample ID	HT11 *	HT12 *	HT13 *	HT14 *	MDL
					( $\mu\text{g}/100\text{cm}^2$ )	( $\mu\text{g}/100\text{cm}^2$ )	( $\mu\text{g}/100\text{cm}^2$ )	( $\mu\text{g}/100\text{cm}^2$ )	( $\mu\text{g}/100\text{cm}^2$ )
Parameter PCBs					ND	ND	2.34	1.77	1.50

QC Lot:  
0619998082-WIPE

\* HALF TANK

MDL = Analytical Method Detection Limit.

ND = Analyte of interest was not detected at the laboratory determined Analytical Method Detection Limit.



Issue Date  
21 June 99

Report Number  
1999\MAXY\Misc\061899#3

### Polychlorinated Biphenyls

Analysis Required EPA Method 8082	Extraction Method Shake	Analyst CR	Instrument GC-ECD		
Sample ID	HT15 *	HT16 *	HT17 *	HT18 *	MDL
	( $\mu\text{g}/100\text{cm}^2$ )	( $\mu\text{g}/100\text{cm}^2$ )	( $\mu\text{g}/100\text{cm}^2$ )	( $\mu\text{g}/100\text{cm}^2$ )	( $\mu\text{g}/100\text{cm}^2$ )
Parameter PCBs	ND	ND	3.18	3.18	1.50

QC Lot:  
0619998082-WIPE

### Polychlorinated Biphenyls

Analysis Required EPA Method 8082	Extraction Method Shake	Analyst CR	Instrument GC-ECD		
Sample ID	HT19 *	HT20 *	HT21 *	HT22 *	MDL
	( $\mu\text{g}/100\text{cm}^2$ )	( $\mu\text{g}/100\text{cm}^2$ )	( $\mu\text{g}/100\text{cm}^2$ )	( $\mu\text{g}/100\text{cm}^2$ )	( $\mu\text{g}/100\text{cm}^2$ )
Parameter PCBs	ND	2.61	2.46	2.13	1.50

QC Lot:  
0619998082-WIPE

\* HALF TANK

MDL = Analytical Method Detection Limit.

ND = Analyte of interest was not detected at the laboratory determined Analytical Method Detection Limit.



Issue Date  
21 June 99

Report Number  
1999\MAXY\Misc\061899#3

### Polychlorinated Biphenyls

Analysis Required EPA Method 8082	Extraction Method Shake	Analyst CR	Instrument GC-ECD	
Sample ID	HT23 *	HT24 *	TRIP BLANK	MDL
	( $\mu\text{g}/100\text{cm}^2$ )	( $\mu\text{g}/100\text{cm}^2$ )	( $\mu\text{g}/100\text{cm}^2$ )	( $\mu\text{g}/100\text{cm}^2$ )
Parameter PCBs	2.01	1.65	ND	1.50

QC Lot:  
0619998082-WIPE

\* HALF TANK

MDL = Analytical Method Detection Limit.

ND = Analyte of interest was not detected at the laboratory determined Analytical Method Detection Limit.



Issue Date  
21 June 99

Report Number  
1999\MAXY\Misc\061899#3

QC LOT INFORMATION /PCB

---

QA/QC Lot:	Sample ID	MS/MSD Limit	% Recovery MS	% Recovery MSD	% RPD	RPD Limit
0618998082-Wipe	NA	82-112	96.8%	95.9%	0.861%	8
0619998082-Wipe	NA	82-112	95.9%	93.3%	2.63%	8

---

Note: % Recovery and RPD Limits are determined by demonstrated laboratory performance.





# CHAIN OF CUSTODY RECORD

Client: <u>MAXY TECH</u> Date: <u>6-18-99</u> Report To: <u>CHET T.</u> Address: <u>GE BLDG 68, PITTSFIELD, MA</u> Telephone: _____	Project Name: <u>BLDG 68</u> Project Number: <u>97405</u> Address: _____ Date Samples Collected: <u>6-18-99</u> By: <u>C. RAUSCHER / L. RAYMOND</u>
---	---

Sampling Information					Analysis Required	# Of Cont.	Type of Cont.	Pres.	Comments: (special instruction, cautions, etc.)
ID#	Date	Time	Location	Sample Type					
HT 1	6-18-99	AM	BLDG 68	WIPE	PCB	1	40 ml	NONE	
HT 2	↓	↓	↓	↓	↓	↓	↓	↓	
HT 3	↓	↓	↓	↓	↓	↓	↓	↓	
HT 4	↓	↓	↓	↓	↓	↓	↓	↓	
HT 5	↓	↓	↓	↓	↓	↓	↓	↓	
HT 6	↓	↓	↓	↓	↓	↓	↓	↓	
HT 7	↓	↓	↓	↓	↓	↓	↓	↓	
HT 8	↓	↓	↓	↓	↓	↓	↓	↓	
HT 9	↓	↓	↓	↓	↓	↓	↓	↓	
HT 10	↓	↓	↓	↓	↓	↓	↓	↓	

REMARKS: (special instructions, sample storage, non-standard sample bottles, etc.)  All of the samples are from the half-tank, Bldg. 68	Relinquished by: <u>C. Rauscher</u> Date: <u>6-18-99</u> Received by: <u>W. L. Smettle</u> Date: <u>6/18/99</u>  Relinquished by: _____ Date: _____ Received by: _____ Date: _____  Relinquished by: _____ Date: _____ Received by: _____ Date: _____
---	--

Turnaround: 24 hrs \_\_\_\_\_ 48 hrs \_\_\_\_\_ 1 week \_\_\_\_\_ 2 weeks \_\_\_\_\_ 4 weeks \_\_\_\_\_ Other \_\_\_\_\_



## CHAIN OF CUSTODY RECORD

Client: <u>MAXY TECH</u> Date: <u>6-18-99</u> Report To: <u>CHET T.</u> Address: <u>GE BLDG. 68, PITTSFIELD, MA</u> Telephone: _____	Project Name: <u>BLDG 68</u> Project Number: <u>97405</u> Address: _____ Date Samples Collected: <u>6-18-99</u> By: <u>C. RAUSCHER / L. RAYMOND</u>
--	---

Sampling Information					Analysis Required	# Of Cont.	Type of Cont.	Pres.	Comments: (special instruction, cautions, etc.)
ID#	Date	Time	Location	Sample Type					
HT 11	6-18-99	AM	BLDG 68	WIPE	PCB	1	40 ml	NONE	
HT 12	↓	↓	↓	↓	↓	↓	↓	↓	
HT 13	↓	↓	↓	↓	↓	↓	↓	↓	
HT 14	↓	↓	↓	↓	↓	↓	↓	↓	
HT 15	↓	↓	↓	↓	↓	↓	↓	↓	
HT 16	↓	↓	↓	↓	↓	↓	↓	↓	
HT 17	↓	↓	↓	↓	↓	↓	↓	↓	
HT 18	↓	↓	↓	↓	↓	↓	↓	↓	
HT 19	↓	↓	↓	↓	↓	↓	↓	↓	
HT 20	↓	↓	↓	↓	↓	↓	↓	↓	

REMARKS: (special instructions, sample storage, non-standard sample bottles, etc.)  All of the samples are from the half-tank, Bldg. 68	Relinquished by: <u>C. Rauscher</u> Date: <u>6-18-99</u> Received by: <u>H. Suletta</u> Date: <u>6/18/99</u>  Relinquished by: _____ Date: _____ Received by: _____ Date: _____  Relinquished by: _____ Date: _____ Received by: _____ Date: _____
---	---

Turnaround: 24 hrs \_\_\_\_\_ 48 hrs \_\_\_\_\_ 1 week \_\_\_\_\_ 2 weeks \_\_\_\_\_ 4 weeks \_\_\_\_\_ Other \_\_\_\_\_



## CHAIN OF CUSTODY RECORD

Client: <u>MAXY TECH</u> Date: <u>6-18-99</u> Report To: <u>CHET T</u> Address: <u>GE BLDG. 68, PITTSFIELD, MA</u> Telephone: _____	Project Name: <u>BLDG 68</u> Project Number: <u>97405</u> Address: _____ Date Samples Collected: <u>6-18-99</u> By: <u>C. RAUSCHER / L. RAYMOND</u>
---	---

Sampling Information					Analysis Required	# Of Cont.	Type of Cont.	Pres.	Comments: (special instruction, cautions, etc.)
ID#	Date	Time	Location	Sample Type					
HT 21	6-18-99	AM	BLDG 68	WIPE	PCB	1	40 mL	NONE	
HT 22	↓	↓	↓	↓	↓	↓	↓	↓	
HT 23	↓	↓	↓	↓	↓	↓	↓	↓	
HT 24	↓	↓	↓	↓	↓	↓	↓	↓	
TRIP BLANK	↓	↓	↓	↓	↓	↓	↓	↓	

REMARKS: (special instructions, sample storage, non-standard sample bottles, etc.)  <p style="font-size: 1.2em;">All of the samples are from the half-tank, Bldg. 68.</p>	Relinquished by: <u>C. Rauscher</u> Date: <u>6-18-99</u> Received by: <u>L. Smeltzer</u> Date: <u>6/18/99</u>  Relinquished by: _____ Date: _____ Received by: _____ Date: _____  Relinquished by: _____ Date: _____ Received by: _____ Date: _____
---	--

Turnaround:      24 hrs. \_\_\_\_\_      48 hrs. \_\_\_\_\_      1 week \_\_\_\_\_      2 weeks \_\_\_\_\_      4 weeks \_\_\_\_\_      Other \_\_\_\_\_



1801 EAST STREET  
PITTSFIELD, MA 01201  
413 499-3050  
FAX 413 443-0511

# Technical Report

PROJECT NAME – Building #68

prepared for

Maxymillian Technologies, Inc.  
1801 East Street  
Pittsfield, MA 01201

Attention: C. Trzcinski

June 21, 1999



Issue Date  
21 June 99

Report Number  
1999\MAXY\Misc\061899#2

## LABORATORY SERVICES TECHNICAL REPORT

### PREPARED FOR:

**Maxymillian Technologies, Inc.**  
**1801 East Street**  
**Pittsfield, MA 01201**  
**(413) 499-3050**

**Project: Offsite**

**ATTENTION: C. Trzcinski**

Twenty-one (21) wipe samples for PCB analysis and one (1) trip blank were received by the Maxymillian Technologies' Analytical Laboratory on June 18, 1999. An expedited turnaround time was requested.

All samples were analyzed within the method specified maximum allowed holding times. All quality control was within laboratory determined acceptable limits.


All samples are analyzed by EPA approved methodologies. The *MT* analytical laboratory is a MA DEP and NY DOH certified testing facility.

MA Certification Number      M-MA 146

NY Certification Number      11477

Report Reviewed By:

Date:

  
\_\_\_\_\_  
John M. Massimiano  
Laboratory Director

6/21/99



Issue Date  
21 June 99

Report Number  
1999\MAXY\Misc\061899#2

### SAMPLE RECEPTION INFORMATION

Project  
Building 68

Purchase Order

Requested TAT  
ASAP

Quantity	Matrix	Analysis Method	Description	Collection Date	Preservative
21	Wipe	8082	PCBs	18 June 99	Cool 4° C
1	Trip Blank	8082	PCBs	18 June 99	Cool 4° C

Samples inspected upon receipt by:  
LM

Date Received  
18 June 99



Issue Date  
21 June 99

Report Number  
1999\MAXY\Misc\061899#2

### Polychlorinated Biphenyls

Analysis Required EPA Method 8082	Extraction Method Shake	Analyst CR			Instrument GC-ECD
Sample ID	67A *	67B *	67C *	70A *	MDL
	( $\mu\text{g}/100\text{cm}^2$ )	( $\mu\text{g}/100\text{cm}^2$ )	( $\mu\text{g}/100\text{cm}^2$ )	( $\mu\text{g}/100\text{cm}^2$ )	( $\mu\text{g}/100\text{cm}^2$ )
Parameter PCBs	20.0	1.53	11.8	14.5	1.50

QC Lot:  
0612998082-WIPE

### Polychlorinated Biphenyls

Analysis Required EPA Method 8082	Extraction Method Shake	Analyst CR			Instrument GC-ECD
Sample ID	70B *	70C *	71A *	MDL	
	( $\mu\text{g}/100\text{cm}^2$ )	( $\mu\text{g}/100\text{cm}^2$ )	( $\mu\text{g}/100\text{cm}^2$ )	( $\mu\text{g}/100\text{cm}^2$ )	
Parameter PCBs	13.4	16.8	8.64	1.50	

QC Lot:  
0612998082-WIPE

\* SHEETS

MDL = Analytical Method Detection Limit.

ND = Analyte of interest was not detected at the laboratory determined Analytical Method Detection Limit.



Issue Date  
21 June 99

Report Number  
1999\MAXY\Misc\061899#2

### Polychlorinated Biphenyls

Analysis Required EPA Method 8082	Extraction Method Shake	Analyst CR	Instrument GC-ECD		
Sample ID	71B *	71C *	89A *	89B *	MDL
	( $\mu\text{g}/100\text{cm}^2$ )	( $\mu\text{g}/100\text{cm}^2$ )	( $\mu\text{g}/100\text{cm}^2$ )	( $\mu\text{g}/100\text{cm}^2$ )	( $\mu\text{g}/100\text{cm}^2$ )
Parameter PCBs	6.24	3.51	3.12	5.16	1.50

QC Lot:  
0618998082-WIPE

### Polychlorinated Biphenyls

Analysis Required EPA Method 8082	Extraction Method Shake	Analyst CR	Instrument GC-ECD		
Sample ID	89C *	94A *	94B *	94C *	MDL
	( $\mu\text{g}/100\text{cm}^2$ )	( $\mu\text{g}/100\text{cm}^2$ )	( $\mu\text{g}/100\text{cm}^2$ )	( $\mu\text{g}/100\text{cm}^2$ )	( $\mu\text{g}/100\text{cm}^2$ )
Parameter PCBs	17.0	5.88	3.03	17.3	1.50

QC Lot:  
0618998082-WIPE

\* SHEETS

MDL = Analytical Method Detection Limit.

ND = Analyte of interest was not detected at the laboratory determined Analytical Method Detection Limit.





Issue Date  
21 June 99

Report Number  
1999\MAXY\Misc\061899#2

### Polychlorinated Biphenyls

Analysis Required EPA Method 8082	Extraction Method Shake	Analyst CR	Instrument GC-ECD		
Sample ID	97A *	97B *	97C *	98A *	MDL
	( $\mu\text{g}/100\text{cm}^2$ )	( $\mu\text{g}/100\text{cm}^2$ )	( $\mu\text{g}/100\text{cm}^2$ )	( $\mu\text{g}/100\text{cm}^2$ )	( $\mu\text{g}/100\text{cm}^2$ )
Parameter PCBs	8.76	6.15	4.71	3.48	1.50

QC Lot:  
0618998082-WIPE

### Polychlorinated Biphenyls

Analysis Required EPA Method 8082	Extraction Method Shake	Analyst CR	Instrument GC-ECD		
Sample ID	98B *	98C *	TRIP BLANK		MDL
	( $\mu\text{g}/100\text{cm}^2$ )	( $\mu\text{g}/100\text{cm}^2$ )	( $\mu\text{g}/100\text{cm}^2$ )		( $\mu\text{g}/100\text{cm}^2$ )
Parameter PCBs	2.31	ND	ND		1.50

QC Lot:  
0618998082-WIPE

\* SHEETS

MDL = Analytical Method Detection Limit.

ND = Analyte of interest was not detected at the laboratory determined Analytical Method Detection Limit.



Issue Date  
21 June 99

Report Number  
1999\MAXY\Misc\061899#2

QC LOT INFORMATION /PCB

QA/QC Lot:	Sample ID	MS/MSD Limit	% Recovery MS	% Recovery MSD	% RPD	RPD Limit
0612998082-Wipe	NA	83-112	93.9%	92.1%	2.95%	8
0618998082-Wipe	NA	82-112	96.8%	95.9%	0.861%	8

Note: % Recovery and RPD Limits are determined by demonstrated laboratory performance.



## CHAIN OF CUSTODY RECORD

Client: <u>MAXY TECH</u> Date: <u>6-18-99</u> Report To: <u>CHEF T.</u> Address: <u>GE BLDG. 68, PITTSFIELD, MA</u> Telephone: _____	Project Name: <u>BLDG 68</u> Project Number: <u>97405</u> Address: _____ Date Samples Collected: <u>6-18-99</u> By: <u>C. RAUSCHER</u>
--	--

Sampling Information					Analysis Required	# Of Cont.	Type of Cont.	Pres.	Comments: (special instruction, cautions, etc.)
ID#	Date	Time	Location	Sample Type					
67 A	6-18-99	AM	BLDG 68	WIPE	PC-B	1	40 mL	NONE	
67 B	↓	↓	↓	↓	↓	↓	↓	↓	
67 C	↓	↓	↓	↓	↓	↓	↓	↓	
70 A	↓	↓	↓	↓	↓	↓	↓	↓	
70 B	↓	↓	↓	↓	↓	↓	↓	↓	
70 C	↓	↓	↓	↓	↓	↓	↓	↓	
71 A	↓	↓	↓	↓	↓	↓	↓	↓	
71 B	↓	↓	↓	↓	↓	↓	↓	↓	
71 C	↓	↓	↓	↓	↓	↓	↓	↓	
89 A	↓	↓	↓	↓	↓	↓	↓	↓	

REMARKS: (special instructions, sample storage, non-standard sample bottles, etc.)

Above samples taken from Bldg 68 shelves

Relinquished by: E. Rauscher Date: 6-18-99

Received by: K. Mielke Date: 6/18/99

Relinquished by: \_\_\_\_\_ Date: \_\_\_\_\_

Received by: \_\_\_\_\_ Date: \_\_\_\_\_

Relinquished by: \_\_\_\_\_ Date: \_\_\_\_\_

Received by: \_\_\_\_\_ Date: \_\_\_\_\_

Turnaround: 24 hrs. 48 hrs. 1 week 2 weeks 4 weeks Other \_\_\_\_\_



## CHAIN OF CUSTODY RECORD

Client: <u>MAXY TECH</u> Date: <u>6-18-99</u> Report To: <u>CHESTER</u> Address: <u>GE BLDG 68, PITTSFIELD, MA</u> Telephone: _____	Project Name: <u>BLDG 68</u> Project Number: <u>97405</u> Address: _____ Date Samples Collected: <u>6-18-99</u> By: <u>C RAUSCHER</u>
---	---

Sampling Information					Analysis Required	# Of Cont.	Type of Cont.	Pres.	Comments: (special instruction, cautions, etc.)
ID#	Date	Time	Location	Sample Type					
89 B	6-18-99	AM	BLDG 68	WIFE	PCB	1	40 ml	NONE	
89 C	↓	↓	↓	↓	↓	↓	↓	↓	
94 A	↓	↓	↓	↓	↓	↓	↓	↓	
94 B	↓	↓	↓	↓	↓	↓	↓	↓	
94 C	↓	↓	↓	↓	↓	↓	↓	↓	
97 A	↓	↓	↓	↓	↓	↓	↓	↓	
97 B	↓	↓	↓	↓	↓	↓	↓	↓	
97 C	↓	↓	↓	↓	↓	↓	↓	↓	
98 A	↓	↓	↓	↓	↓	↓	↓	↓	
98 B	↓	↓	↓	↓	↓	↓	↓	↓	

REMARKS: (special instructions, sample storage, non-standard sample bottles, etc.)  <p style="font-size: 1.2em; margin-left: 40px;">Above samples taken from Bldg 68 Sheets</p>	Relinquished by: <u>C. Rauscher</u> Date: <u>6-18-99</u> Received by: <u>H. Mullette</u> Date: <u>6/18/99</u>  Relinquished by: _____ Date: _____ Received by: _____ Date: _____  Relinquished by: _____ Date: _____ Received by: _____ Date: _____
---	--

Turnaround:    24 hrs. _____    48 hrs. _____    1 week _____    2 weeks _____    4 weeks _____    Other _____
--



## CHAIN OF CUSTODY RECORD

Client: <u>MAXY TECH</u> Date: <u>6-18-99</u> Report To: <u>CHET T</u> Address: <u>GE BLDG 68, PITTSFIELD, MA</u> Telephone: _____	Project Name: <u>BLDG 68</u> Project Number: <u>91405</u> Address: _____ Date Samples Collected: <u>6-18-99</u> By: <u>C. RAUSCHER</u>
--	--

Sampling Information					Analysis Required	# Of Cont.	Type of Cont.	Pres.	Comments: (special instruction, cautions, etc.)
ID#	Date	Time	Location	Sample Type					
98 C	6-18-99	AM	BLDG 68	WIPE	PCB	1	HC INK	NONE	
TRIP BLANK	↓	↓	↓	↓	↓	↓	↓	↓	

REMARKS: (special instructions, sample storage, non-standard sample bottles, etc.)  <p style="font-size: 1.2em; margin-left: 20px;">Above samples taken from Bldg. 68 samples</p>	Relinquished by: <u>C. Rauscher</u> Date: <u>6-18-99</u> Received by: <u>H. Smelette</u> Date: <u>6/18/99</u>  Relinquished by: _____ Date: _____ Received by: _____ Date: _____  Relinquished by: _____ Date: _____ Received by: _____ Date: _____
---	--

Turnaround:    24 hrs. \_\_\_\_\_    48 hrs. \_\_\_\_\_    1 week \_\_\_\_\_    2 weeks \_\_\_\_\_    4 weeks \_\_\_\_\_    Other \_\_\_\_\_



1801 EAST STREET  
PITTSFIELD, MA 01201  
413 499-0050  
FAX 413 443-0511

10/1/99

# Technical Report

PROJECT NAME - Offsite

prepared for

Maxymillian Technologies, Inc.  
1801 East Street  
Pittsfield, MA 01201

Attention: C. Trzcinski

May 13, 1999



Issue Date  
13 May 99

Report Number  
1999\MAXY\Misc\051199

## LABORATORY SERVICES TECHNICAL REPORT

### PREPARED FOR:

**Maxymillian Technologies, Inc.**  
1801 East Street  
Pittsfield, MA 01201  
(413) 499-3050

**Project: Offsite**

**ATTENTION: C. Trzcinski**

Thirty-nine (39) wipe samples for PCB analysis and one (1) trip blank were received by the Maxymillian Technologies' Analytical Laboratory on May 11, 1999. An expedited turnaround time was requested.

All samples were analyzed within the method specified maximum allowed holding times. All quality control was within laboratory determined acceptable limits.


All samples are analyzed by EPA approved methodologies. The MT analytical laboratory is a MA DEP and NY DOH certified testing facility.

MA Certification Number      M-MA 146

NY Certification Number      11477

Report Reviewed By:

Date:

 5/13/99

John M. Massimiano  
Laboratory Director



Issue Date  
13 May 99

Report Number  
1999\MAXY\Misc\051199

### SAMPLE RECEPTION INFORMATION

Project Offsite	Purchase Order	Requested TAT ASAP			
Quantity	Matrix	Analysis Method	Description	Collection Date	Preservative
39	Wipe	8082	PCBs	11 May 99	Cool 4° C
1	Trip Blank	8082	PCBs	11 May 99	Cool 4° C

Samples inspected upon receipt by:  
LM

Date Received  
11 May 99





Issue Date  
13 May 99

Report Number  
1999\MAXY\Misc\051199

### ANALYSIS INFORMATION

#### Polychlorinated Biphenyls

Analysis Required EPA Method 8082	Extraction Method Shake	Analyst CR	Instrument GC-ECD		
Sample ID	59-R1-A*	59-R1-B*	59-R1-C*	73A *	MDL
	( $\mu\text{g}/100\text{cm}^2$ )	( $\mu\text{g}/100\text{cm}^2$ )	( $\mu\text{g}/100\text{cm}^2$ )	( $\mu\text{g}/100\text{cm}^2$ )	( $\mu\text{g}/100\text{cm}^2$ )
Parameter PCBs	ND	ND	ND	ND	1.50

QC Lot:  
0503998082-WIPE

#### Polychlorinated Biphenyls

Analysis Required EPA Method 8082	Extraction Method Shake	Analyst CR	Instrument GC-ECD		
Sample ID	73B *	73C *	74A *	74B *	MDL
	( $\mu\text{g}/100\text{cm}^2$ )	( $\mu\text{g}/100\text{cm}^2$ )	( $\mu\text{g}/100\text{cm}^2$ )	( $\mu\text{g}/100\text{cm}^2$ )	( $\mu\text{g}/100\text{cm}^2$ )
Parameter PCBs	ND	ND	ND	ND	1.50

QC Lot:  
0503998082-WIPE

#### \* SHEETING

MDL = Analytical Method Detection Limit.

ND = Analyte of interest was not detected at the laboratory determined Analytical Method Detection Limit.



Issue Date  
13 May 99

Report Number  
1999\MAXY\Misc\051199

### Polychlorinated Biphenyls

Analysis Required EPA Method 8082	Extraction Method Shake	Analyst CR	Instrument GC-ECD
Sample ID	74C *		MDL
Parameter	( $\mu\text{g}/100\text{cm}^2$ )		( $\mu\text{g}/100\text{cm}^2$ )
PCBs	ND		1.50

QC Lot:  
0503998082-WIPE

### Polychlorinated Biphenyls

Analysis Required EPA Method 8082	Extraction Method Shake	Analyst CR	Instrument GC-ECD		
Sample ID	75A *	75B *	75C *	76A *	MDL
Parameter	( $\mu\text{g}/100\text{cm}^2$ )	( $\mu\text{g}/100\text{cm}^2$ )	( $\mu\text{g}/100\text{cm}^2$ )	( $\mu\text{g}/100\text{cm}^2$ )	( $\mu\text{g}/100\text{cm}^2$ )
PCBs	ND	ND	ND	ND	1.50

QC Lot:  
0511998082-WIPE

#### \* SHEETING

MDL = Analytical Method Detection Limit.

ND = Analyte of interest was not detected at the laboratory determined Analytical Method Detection Limit.



Issue Date  
13 May 99

Report Number  
1999\MAXY\Misc\051199

### Polychlorinated Biphenyls

Analysis Required EPA Method 8082	Extraction Method Shake	Analyst CR	Instrument GC-ECD			
	Sample ID	76B*	76C*	77A*	77B*	MDL
		( $\mu\text{g}/100\text{cm}^2$ )	( $\mu\text{g}/100\text{cm}^2$ )	( $\mu\text{g}/100\text{cm}^2$ )	( $\mu\text{g}/100\text{cm}^2$ )	( $\mu\text{g}/100\text{cm}^2$ )
Parameter PCBs		ND	ND	ND	ND	1.50

QC Lot:  
0511998082-WIPE

### Polychlorinated Biphenyls

Analysis Required EPA Method 8082	Extraction Method Shake	Analyst CR	Instrument GC-ECD			
	Sample ID	77C *	78A *	78B *	78C *	MDL
		( $\mu\text{g}/100\text{cm}^2$ )	( $\mu\text{g}/100\text{cm}^2$ )	( $\mu\text{g}/100\text{cm}^2$ )	( $\mu\text{g}/100\text{cm}^2$ )	( $\mu\text{g}/100\text{cm}^2$ )
Parameter PCBs		ND	ND	ND	ND	1.50

QC Lot:  
0511998082-WIPE

\* SHEETING

MDL = Analytical Method Detection Limit.

ND = Analyte of interest was not detected at the laboratory determined Analytical Method Detection Limit.



Issue Date  
13 May 99

Report Number  
1999\MAXY\Misc\051199

### Polychlorinated Biphenyls

Analysis Required EPA Method 8082	Extraction Method Shake	Analyst CR			Instrument GC-ECD	
Sample ID	79A*	79B*	79C*	67A*	MDL	
	( $\mu\text{g}/100\text{cm}^2$ )	( $\mu\text{g}/100\text{cm}^2$ )	( $\mu\text{g}/100\text{cm}^2$ )	( $\mu\text{g}/100\text{cm}^2$ )	( $\mu\text{g}/100\text{cm}^2$ )	
Parameter PCBs	ND	ND	ND	5.07	1.50	

QC Lot:  
0511998082-WIPE

### Polychlorinated Biphenyls

Analysis Required EPA Method 8082	Extraction Method Shake	Analyst CR			Instrument GC-ECD	
Sample ID	67B *	67C *	68AR *	68BR *	MDL	
	( $\mu\text{g}/100\text{cm}^2$ )	( $\mu\text{g}/100\text{cm}^2$ )	( $\mu\text{g}/100\text{cm}^2$ )	( $\mu\text{g}/100\text{cm}^2$ )	( $\mu\text{g}/100\text{cm}^2$ )	
Parameter PCBs	ND	3.39	ND	ND	1.50	

QC Lot:  
0511998082-WIPE

\* SHEETING

MDL = Analytical Method Detection Limit.

ND = Analyte of interest was not detected at the laboratory determined Analytical Method Detection Limit.



Issue Date  
13 May 99

Report Number  
1999\MAXY\Misc\051199

### Polychlorinated Biphenyls

Analysis Required EPA Method 8082	Extraction Method Shake	Analyst CR	Instrument GC-ECD
Sample ID	68CR*		MDL
Parameter	( $\mu\text{g}/100\text{cm}^2$ )		( $\mu\text{g}/100\text{cm}^2$ )
PCBs	ND		1.50

QC Lot:  
0511998082-WIPE

### Polychlorinated Biphenyls

Analysis Required EPA Method 8082	Extraction Method Shake	Analyst CR	Instrument GC-ECD		
Sample ID	70A *	70B *	70C *	71A *	MDL
Parameter	( $\mu\text{g}/100\text{cm}^2$ )	( $\mu\text{g}/100\text{cm}^2$ )	( $\mu\text{g}/100\text{cm}^2$ )	( $\mu\text{g}/100\text{cm}^2$ )	( $\mu\text{g}/100\text{cm}^2$ )
PCBs	ND	10.2	2.94	10.1	1.50

QC Lot:  
0512998082-WIPE

\* SHEETING

MDL = Analytical Method Detection Limit.

ND = Analyte of interest was not detected at the laboratory determined Analytical Method Detection Limit.



Issue Date  
13 May 99

Report Number  
1999\MAXY\Misc\051199

### Polychlorinated Biphenyls

Analysis Required EPA Method 8082	Extraction Method Shake	Analyst CR			Instrument GC-ECD	
Sample ID	71B *	71C *	72A *	72B *	MDL	
	( $\mu\text{g}/100\text{cm}^2$ )	( $\mu\text{g}/100\text{cm}^2$ )	( $\mu\text{g}/100\text{cm}^2$ )	( $\mu\text{g}/100\text{cm}^2$ )	( $\mu\text{g}/100\text{cm}^2$ )	
Parameter PCBs	ND	ND	ND	3.93	1.50	

QC Lot:  
0512998082-WIPE

### Polychlorinated Biphenyls

Analysis Required EPA Method 8082	Extraction Method Shake	Analyst CR		Instrument GC-ECD	
Sample ID	72C *	TRIP BLANK			MDL
	( $\mu\text{g}/100\text{cm}^2$ )	( $\mu\text{g}/100\text{cm}^2$ )			( $\mu\text{g}/100\text{cm}^2$ )
Parameter PCBs	ND	ND			1.50

QC Lot:  
0512998082-WIPE

\* SHEETING

MDL = Analytical Method Detection Limit.

ND = Analyte of interest was not detected at the laboratory determined Analytical Method Detection Limit.



Issue Date  
13 May 99

Report Number  
1999\MAXY\Misc\051199

QC LOT INFORMATION /PCB

QA/QC Lot:	Sample ID	MS/MSD Limit	% Recovery MS	% Recovery MSD	% RPD	RPD Limit
0503998082-Wipe	NA	82-110	94.9%	98.2%	3.32%	7
0511998082-Wipe	NA	82-111	99.3%	98.0%	1.08%	7
0512998082-Wipe	NA	82-111	99.3%	105%	5.57%	7

Note: % Recovery and RPD Limits are determined by demonstrated laboratory performance.



## CHAIN OF CUSTODY RECORD

Client: <u>MAXY TECH INC</u> Date: <u>5/11/99</u> Report To: <u>JHE T.</u> Address: _____ Telephone: _____	Project Name: <u>GE CAR WASH Bldg. 12</u> Project Number: <u>99405</u> Address: <u>Bldg. 12</u> Date Samples Collected: <u>5/11/99</u> By: <u>BRINA ALBERT</u>
--	--

Sampling Information					Analysis Required	# Of Cont.	Type of Cont.	Pres.	Comments: (special instruction, cautions, etc.)
ID#	Date	Time	Location	Sample Type					
59R1-A	5-11-99	9:00	SHEDDINGS	WIPES	PCIS	1	40ml	HEX.	
59R1-B	↓	9:02	↓	↓	↓	1	↓	↓	
59R1-C	↓	9:04	↓	↓	↓	1	↓	↓	
73-A	↓	9:10	↓	↓	↓	1	↓	↓	
73-B	↓	9:12	↓	↓	↓	1	↓	↓	
73-C	↓	9:14	↓	↓	↓	1	↓	↓	
74-A	↓	9:18	↓	↓	↓	1	↓	↓	
74-B	↓	9:20	↓	↓	↓	1	↓	↓	
74-C	↓	9:24	↓	↓	↓	1	↓	↓	
TR	↓	8:00	↓	↓	↓	1	↓	↓	

REMARKS: (special instructions, sample storage, non-standard sample bottles, etc.)

page 1 of 4

Relinquished by: [Signature] Date: 5/11/99  
 Received by: [Signature] Date: 5/11/99

Relinquished by: \_\_\_\_\_ Date: \_\_\_\_\_

Received by: \_\_\_\_\_ Date: \_\_\_\_\_

Relinquished by: \_\_\_\_\_ Date: \_\_\_\_\_

Received by: \_\_\_\_\_ Date: \_\_\_\_\_

Turnaround: 24 hrs. \_\_\_\_\_ 48 hrs. \_\_\_\_\_ 1 week \_\_\_\_\_ 2 weeks \_\_\_\_\_ 4 weeks \_\_\_\_\_ Other \_\_\_\_\_





## CHAIN OF CUSTODY RECORD

Client: <u>MAXY TECH INC</u> Date: <u>5/11/99</u> Report To: <u>Chet. T.</u> Address: _____ Telephone: _____	Project Name: <u>GE CHINA Bldg. 12</u> Project Number: <u>97405</u> Address: <u>Bldg. 12</u> Date Samples Collected: <u>5/11/99</u> By: <u>Brian Hunt</u>
--	---

ID#	Sampling Information		Location	Sample Type	Analysis Required	# Of Cont.	Type of Cont.	Pres.	Comments: (special instruction, cautions, etc.)					
	Date	Lot												
75-A	5-11-99	7140	MEETINGS	IN PETS	P.C.B.s	1	40ml	HEX						
75-B		7142												
75-C		7144												
76-A		7150												
76-B		7152												
76-C		7154												
77-A		7160												
77-B		7162												
77-C		7164												

REMARKS: (special instructions, sample storage, non-standard sample bottles, etc.)  <p style="font-size: 1.5em; margin-left: 20px;">Page 2 of 4</p>	Relinquished by: <u>B. Hunt</u> Date: <u>5/11/99</u> Received by: <u>K. Mellette</u> Date: <u>5/11/99</u>  Relinquished by: _____ Date: _____ Received by: _____ Date: _____  Relinquished by: _____ Date: _____ Received by: _____ Date: _____
---	--

Turnaround: 24 hrs. \_\_\_\_\_ 48 hrs. \_\_\_\_\_ 1 week \_\_\_\_\_ 2 weeks \_\_\_\_\_ 4 weeks \_\_\_\_\_ Other \_\_\_\_\_



## CHAIN OF CUSTODY RECORD

Client: <u>MAXY TECH FIRM</u> Date: <u>5/11/99</u> Report To: <u>Chet. T.</u> Address: _____ Telephone: _____	Project Name: <u>UL CARWASH Bldg. 12</u> Project Number: <u>97405</u> Address: <u>Bldg. 12</u> Date Samples Collected: <u>5/11/99</u> By: <u>BREAN HASEY</u>
---	--

Sampling Information					Analysis Required	# Of Cont	Type of Cont	Pres	Comments: (special instruction, cautions, etc.)
ID#	Date	Time	Location	Sample Type					
7E-A	5-11-99	10:10	SECT 235	WATER	ACID?	40.1	11.61		
7E-B	↓	10:12	↓	↓	↓	↓	↓		
7E-C	↓	10:14	↓	↓	↓	↓	↓		
7F-A	↓	10:20	↓	↓	↓	↓	↓		
7F-B	↓	10:23	↓	↓	↓	↓	↓		
7F-C	↓	10:24	↓	↓	↓	↓	↓		
67-A	↓	10:30	↓	↓	↓	↓	↓		
67-B	↓	10:32	↓	↓	↓	↓	↓		
67-C	↓	10:32	↓	↓	↓	↓	↓		

REMARKS: (special instructions, sample storage, non-standard sample bottles, etc.)  <p style="font-size: 2em; margin-left: 20px;">PAGE 3 OF 4</p>	Relinquished by: <u>B. H. H.</u> Date: <u>5/11/99</u> Received by: <u>R. Mille</u> Date: <u>5/11/99</u>  Relinquished by: _____ Date: _____ Received by: _____ Date: _____  Relinquished by: _____ Date: _____ Received by: _____ Date: _____
---	--

Turnaround:      24 hrs. \_\_\_\_\_      48 hrs. \_\_\_\_\_      1 week \_\_\_\_\_      2 weeks \_\_\_\_\_      4 weeks \_\_\_\_\_      Other \_\_\_\_\_



## CHAIN OF CUSTODY RECORD

Client: <u>MAXY TECH INC.</u> Date: <u>5/11/99</u> Report To: <u>Chet T.</u> Address: _____ Telephone: _____	Project Name: <u>670 13/dy 17 12</u> Project Number: <u>97405</u> Address: <u>13/dy 17</u> Date Samples Collected: <u>5/11/99</u> By: <u>Bridget Hovet</u>
--	--

Sampling Information					Analysis Required	# Of Cont.	Type of Cont.	Pres.	Comments: (special instruction, cautions, etc.)
ID#	Date	Time	Location	Sample Type					
68-AR	5-11-99	10:40	5/12/99	6.0263	PLC3	1	40.0	Hex.	
68-BR		10:42							
68-CR		10:44							
70-A		10:50							
70-B		10:52							
70-C		10:54							
71-A		11:01							
71-B		11:05							
71-C		11:09							
72-A		11:10							

REMARKS: (special instructions, sample storage, non-standard sample bottles, etc.) 72-B      11:05 72-C      11:10  <div style="text-align: center; font-size: 2em; margin-top: 20px;">PAGE # 17</div>	Relinquished by: <u>Bridget Hovet</u> Date: <u>5/11/99</u> Received by: <u>L. Mullett</u> Date: <u>5/11/99</u>  Relinquished by: _____      Date: _____ Received by: _____      Date: _____  Relinquished by: _____      Date: _____ Received by: _____      Date: _____
--	---

Turnaround:      24 hrs. \_\_\_\_\_      48 hrs. \_\_\_\_\_      1 week \_\_\_\_\_      2 weeks \_\_\_\_\_      4 weeks \_\_\_\_\_      Other \_\_\_\_\_



1801 EAST STREET  
PITTSFIELD, MA 01201  
413 499-3050  
FAX 413 443 0511

# Technical Report

PROJECT NAME - Offsite

prepared for

Maxymillian Technologies, Inc.  
1801 East Street  
Pittsfield, MA 01201

Attention: C. Trzcinski

May 13, 1999



Issue Date  
13 May '99

Report Number  
1999\MAXY\Misc\051299#1

## LABORATORY SERVICES TECHNICAL REPORT

### PREPARED FOR:

**Maxymillian Technologies, Inc.**  
1801 East Street  
Pittsfield, MA 01201  
(413) 499-3050

**Project: Offsite**

**ATTENTION: C. Trzcinski**

Twelve (12) wipe samples for PCB analysis and one (1) trip blank were received by the Maxymillian Technologies' Analytical Laboratory on May 12, 1999. An expedited turnaround time was requested.

All samples were analyzed within the method specified maximum allowed holding times. All quality control was within laboratory determined acceptable limits.


All samples are analyzed by EPA approved methodologies. The *MT* analytical laboratory is a MA DEP and NY DOH certified testing facility.

MA Certification Number      M-MA 146

NY Certification Number      11477

Report Reviewed By:

Date:

 5/13/99

John M. Massimiano  
Laboratory Director



Issue Date  
13 May 99

Report Number  
1999\MAXY\Misc\051299#1

### SAMPLE RECEPTION INFORMATION

Project Offsite	Purchase Order	Requested TAT ASAP				
Quantity	Matrix	Analysis Method	Description	Collection Date	Preservative	
12	Wipe	8082	PCBs	12 May 99	Cool 4° C	
1	Trip Blank	8082	PCBs	12 May 99	Cool 4° C	

Samples inspected upon receipt by:  
LM

Date Received  
12 May 99



Issue Date  
13 May 99

Report Number  
1999\MAXY\Misc\051299#1

### ANALYSIS INFORMATION

#### Polychlorinated Biphenyls

Analysis Required EPA Method 8082	Extraction Method Shake	Analyst CR			Instrument GC-ECD
Sample ID	80A *	80B *	80C *	81A *	MDL
	( $\mu\text{g}/100\text{cm}^2$ )	( $\mu\text{g}/100\text{cm}^2$ )	( $\mu\text{g}/100\text{cm}^2$ )	( $\mu\text{g}/100\text{cm}^2$ )	( $\mu\text{g}/100\text{cm}^2$ )
Parameter PCBs	ND	ND	ND	ND	1.50

QC Lot:  
0512998082-WIPE

#### Polychlorinated Biphenyls

Analysis Required EPA Method 8082	Extraction Method Shake	Analyst CR		Instrument GC-ECD
Sample ID	81B *	81C *		MDL
	( $\mu\text{g}/100\text{cm}^2$ )	( $\mu\text{g}/100\text{cm}^2$ )		( $\mu\text{g}/100\text{cm}^2$ )
Parameter PCBs	ND	ND		1.50

QC Lot:  
0512998082-WIPE

#### \* SHEETING

MDL = Analytical Method Detection Limit.

ND = Analyte of interest was not detected at the laboratory determined Analytical Method Detection Limit.



Issue Date  
13 May 99

Report Number  
1999\MAXY\Misc\051299#1

### Polychlorinated Biphenyls

Analysis Required EPA Method 8082	Extraction Method Shake	Analyst CR			Instrument GC-ECD
Sample ID	82A *	82B *	82C *	83A *	MDL
	( $\mu\text{g}/100\text{cm}^2$ )	( $\mu\text{g}/100\text{cm}^2$ )	( $\mu\text{g}/100\text{cm}^2$ )	( $\mu\text{g}/100\text{cm}^2$ )	( $\mu\text{g}/100\text{cm}^2$ )
Parameter PCBs	ND	ND	ND	ND	1.50

QC Lot:  
0513998082-WIPE

### Polychlorinated Biphenyls

Analysis Required EPA Method 8082	Extraction Method Shake	Analyst CR		Instrument GC-ECD
Sample ID	83B *	83C *	TRIP BLANK	MDL
	( $\mu\text{g}/100\text{cm}^2$ )	( $\mu\text{g}/100\text{cm}^2$ )	( $\mu\text{g}/100\text{cm}^2$ )	( $\mu\text{g}/100\text{cm}^2$ )
Parameter PCBs	ND	ND	ND	1.50

QC Lot:  
0513998082-WIPE

#### \* SHEETING

MDL = Analytical Method Detection Limit.

ND = Analyte of interest was not detected at the laboratory determined Analytical Method Detection Limit.





Issue Date  
13 May 99

Report Number  
1999\MAXY\Misc\051299#1

QC LOT INFORMATION /PCB

QA/QC Lot:	Sample ID	MS/MSD Limit	% Recovery MS	% Recovery MSD	% RPD	RPD Limit
0512998082-Wipe	NA	82-111	99.3%	105%	5.57%	7
0513998082-Wipe	NA	81-113	105%	107%%	1.91%	7

Note: % Recovery and RPD Limits are determined by demonstrated laboratory performance.



## CHAIN OF CUSTODY RECORD

Client: <u>MAXY TECH INC</u> Date: <u>5/12/99</u> Report To: <u>Chet T.</u> Address: _____ Telephone: _____	Project Name: <u>GE CARWASH Bldg. 12</u> Project Number: <u>977405</u> Address: <u>Bldg. 12</u> Date Samples Collected: <u>5/12/99</u> By: <u>BRIAN HART</u>
---	--

Sampling Information					Analysis Required	# Of Cont.	Type of Cont.	Pres.	Comments: (special instruction, cautions, etc.)
ID#	Date	Time	Location	Sample Type					
TB	5-12-99	8:00	-	WIPES	PCB's	1	40ml	HEX.	
B0-A	↓	8:30	SHEETINGS	↓	↓	↓	↓	↓	
B0-B	↓	8:32	↓	↓	↓	↓	↓	↓	
B0-C	↓	8:34	↓	↓	↓	↓	↓	↓	
B1-A	↓	8:40	↓	↓	↓	↓	↓	↓	
B1-B	↓	8:42	↓	↓	↓	↓	↓	↓	
B1-C	↓	8:44	↓	↓	↓	↓	↓	↓	
B2-A	↓	8:50	↓	↓	↓	↓	↓	↓	
B2-B	↓	8:52	↓	↓	↓	↓	↓	↓	
B2-C	↓	8:54	↓	↓	↓	↓	↓	↓	

REMARKS: (special instructions, sample storage, non-standard sample bottles, etc.)  <p style="font-size: 1.5em; margin-left: 20px;">PAGE 1 of 2</p>	Relinquished by: <u>B. Hart</u> Date: <u>5/12/99</u> Received by: _____ Date: _____  Relinquished by: _____ Date: _____ Received by: _____ Date: _____  Relinquished by: _____ Date: _____ Received by: _____ Date: _____
---	--

Turnaround: 24 hrs. \_\_\_\_\_ 48 hrs. \_\_\_\_\_ 1 week \_\_\_\_\_ 2 weeks  4 weeks \_\_\_\_\_ Other \_\_\_\_\_



## CHAIN OF CUSTODY RECORD

Client: <u>MAXY TECH INC</u> Date: <u>5/12/99</u> Report To: <u>CHET T.</u> Address: _____ Telephone: _____	Project Name: <u>GE CARLISLE Bldg. 12</u> Project Number: <u>97405</u> Address: <u>Bldg. 12</u> Date Samples Collected: <u>5/12/99</u> By: <u>BRIAN HART</u>
---	--

Sampling Information					Analysis Required	# Of Cont.	Type of Cont.	Pres.	Comments: (special instruction, cautions, etc.)
ID#	Date	Time	Location	Sample Type					
83-A	5/12/99	9:00	SHEETINGS	W.PES	PCB'S	1	40um	HEX.	
83-B	"	9:02	"	"	"	1	"	"	
83-C	"	9:04	"	"	"	1	"	"	

REMARKS: (special instructions, sample storage, non-standard sample bottles, etc.)  <p style="font-size: 1.5em; margin-left: 20px;">PAGE 2 of 2</p>	Relinquished by: <u>B. Hart</u> Date: <u>5/12/99</u> Received by: _____ Date: _____  Relinquished by: _____ Date: _____ Received by: _____ Date: _____  Relinquished by: _____ Date: _____ Received by: _____ Date: _____
---	--

Turnaround: 24 hrs. \_\_\_\_\_ 48 hrs. \_\_\_\_\_ 1 week \_\_\_\_\_ 2 weeks  4 weeks \_\_\_\_\_ Other \_\_\_\_\_



1801 EAST STREET  
PITTSFIELD, MA 01201  
413 499-3050  
FAX 413 443-0511

# Technical Report

PROJECT NAME - Offsite

prepared for

Maxymillian Technologies, Inc.  
1801 East Street  
Pittsfield, MA 01201

Attention: C. Trzcinski

May 13, 1999



Issue Date  
13 May 99

Report Number  
1999\MAXY\Misc\051299#2

## LABORATORY SERVICES TECHNICAL REPORT

### PREPARED FOR:

**Maxymillian Technologies, Inc.**  
1801 East Street  
Pittsfield, MA 01201  
(413) 499-3050

Project: Offsite

ATTENTION: C. Trzcinski

Twelve (12) wipe samples for PCB analysis and one (1) trip blank were received by the Maxymillian Technologies' Analytical Laboratory on May 12, 1999. An expedited turnaround time was requested.

All samples were analyzed within the method specified maximum allowed holding times. All quality control was within laboratory determined acceptable limits.


All samples are analyzed by EPA approved methodologies. The *MT* analytical laboratory is a MA DEP and NY DOH certified testing facility.

MA Certification Number      M-MA 146

NY Certification Number      11477

Report Reviewed By:

Date:

 5/13/99

John M. Massimiano  
Laboratory Director



Issue Date  
13 May 99

Report Number  
1999\MAXY\Misc\051299#2

### SAMPLE RECEPTION INFORMATION

Project Offsite	Purchase Order	Requested TAT ASAP			
Quantity	Matrix	Analysis Method	Description	Collection Date	Preservative
12	Wipe	8082	PCBs	12 May 99	Cool 4° C
1	Trip Blank	8082	PCBs	12 May 99	Cool 4° C

Samples inspected upon receipt by:  
LM

Date Received  
12 May 99



Issue Date  
13 May 99

Report Number  
1999\MAXY\Misc\051299#2

### ANALYSIS INFORMATION

#### Polychlorinated Biphenyls

Analysis Required EPA Method 8082	Extraction Method Shake	Analyst CR	Instrument GC-ECD		
Sample ID	F-1 *	F-2 *	F-3 *	F-4 *	MDL
	( $\mu\text{g}/100\text{cm}^2$ )	( $\mu\text{g}/100\text{cm}^2$ )	( $\mu\text{g}/100\text{cm}^2$ )	( $\mu\text{g}/100\text{cm}^2$ )	( $\mu\text{g}/100\text{cm}^2$ )
Parameter PCBs	20.2	6.78	14.1	2.79	1.50

QC Lot:  
0513998082-WIPE

#### Polychlorinated Biphenyls

Analysis Required EPA Method 8082	Extraction Method Shake	Analyst CR	Instrument GC-ECD	
Sample ID	F-5 *	F-6 *	MDL	
	( $\mu\text{g}/100\text{cm}^2$ )	( $\mu\text{g}/100\text{cm}^2$ )	( $\mu\text{g}/100\text{cm}^2$ )	
Parameter PCBs	7.11	6.15	1.50	

QC Lot:  
0513998082-WIPE

#### \* FRUEHAUF TANKER

MDL = Analytical Method Detection Limit.

ND = Analyte of interest was not detected at the laboratory determined Analytical Method Detection Limit.



Issue Date  
13 May 99

Report Number  
1999\MAXY\Misc\051299#2

### Polychlorinated Biphenyls

Analysis Required EPA Method 8082	Extraction Method Shake	Analyst CR	Instrument GC-ECD		
Sample ID	H-1 *	H-2 *	H-3 *	H-4*	MDL
	( $\mu\text{g}/100\text{cm}^2$ )	( $\mu\text{g}/100\text{cm}^2$ )	( $\mu\text{g}/100\text{cm}^2$ )	( $\mu\text{g}/100\text{cm}^2$ )	( $\mu\text{g}/100\text{cm}^2$ )
<b>Parameter</b> PCBs	10.3	7.17	18.2	14.9	1.50

QC Lot:  
0513998082-WIPE

### Polychlorinated Biphenyls

Analysis Required EPA Method 8082	Extraction Method Shake	Analyst CR	Instrument GC-ECD	
Sample ID	H-5 *	H-6 *	TRIP BLANK	MDL
	( $\mu\text{g}/100\text{cm}^2$ )	( $\mu\text{g}/100\text{cm}^2$ )	( $\mu\text{g}/100\text{cm}^2$ )	( $\mu\text{g}/100\text{cm}^2$ )
<b>Parameter</b> PCBs	3.69	3.45	ND	1.50

QC Lot:  
0513998082-WIPE

\* HEIL TANKER

MDL = Analytical Method Detection Limit.

ND = Analyte of interest was not detected at the laboratory determined Analytical Method Detection Limit.





Issue Date  
13 May 99

Report Number  
1999\MAXY\Misc\051299#2

QC LOT INFORMATION /PCB

---

QA/QC Lot:	Sample ID	MS/MSD Limit	% Recovery MS	% Recovery MSD	% RPD	RPD Limit
0513998082-Wipe	NA	81-113	105%	107%	1.91%	7

---

Note: % Recovery and RPD Limits are determined by demonstrated laboratory performance.



## CHAIN OF CUSTODY RECORD

Client: <u>MAXY TECH INC</u> Date: <u>5/12/99</u> Report To: <u>CHEF T.</u> Address: _____ Telephone: _____	Project Name: <u>Bldg. 6<sup>th</sup></u> Project Number: <u>97405</u> Address: <u>GE</u> Date Samples Collected: <u>5/12/99</u> By: <u>BCIA - HAC</u>
---	--

Sampling Information					Analysis Required	# Of Cont.	Type of Cont.	Pres.	Comments: (special instruction, cautions, etc.)
ID#	Date	Time	Location	Sample Type					
TB	5/12/99	9:30	-	W/E	PCR	1	HCL	HCL	
F-1	↓	9:40	FRESHWATER TANKER	↓	↓	↓	↓	↓	
F-2		9:42	"						
F-3		9:44	"						
F-4		9:46	"						
F-5		9:48	"						
F-6		9:50	"						
H-1		10:00	HEIL TANKER						
H-2		10:02	"						
H-3		10:04	"						

REMARKS: (special instructions, sample storage, non-standard sample bottles, etc.) H-4                      10:06                      " H-5                      10:08                      " H-6                      10:10                      "	Relinquished by: <u>B. J. HAC</u> Date: <u>5/12/99</u> Received by: _____                      Date: _____  Relinquished by: _____                      Date: _____ Received by: _____                      Date: _____  Relinquished by: _____                      Date: _____ Received by: _____                      Date: _____
---	---

Turnaround: ASAP    24 hrs. \_\_\_\_\_    48 hrs. \_\_\_\_\_    1 week \_\_\_\_\_    2 weeks \_\_\_\_\_    4 weeks \_\_\_\_\_    Other \_\_\_\_\_



1801 EAST STREET  
PITTSFIELD, MA 01201  
413 499-3050  
FAX 413 443-0511

# Technical Report

PROJECT NAME - Offsite

prepared for

Maxymillian Technologies, Inc.  
1801 East Street  
Pittsfield, MA 01201

Attention: C. Trzcinski

May 4, 1999



Issue Date  
04 May 99

Report Number  
1999\MAXY\Misc\050399

## LABORATORY SERVICES TECHNICAL REPORT

### PREPARED FOR:

**Maxymillian Technologies, Inc.**  
1801 East Street  
Pittsfield, MA 01201  
(413) 499-3050

Project: Offsite

ATTENTION: C. Trzcinski

Fifteen (15) wipe samples for PCB analysis and one (1) trip blank were received by the Maxymillian Technologies' Analytical Laboratory on May 3, 1999. An expedited turnaround time was requested.

All samples were analyzed within the method specified maximum allowed holding times. All quality control was within laboratory determined acceptable limits.


All samples are analyzed by EPA approved methodologies. The *MT* analytical laboratory is a MA DEP and NY DOH certified testing facility.

MA Certification Number      M-MA 146

NY Certification Number      11477

Report Reviewed By:

Date:

 5/4/99

John M. Massimiano  
Laboratory Director



Issue Date  
04 May 99

Report Number  
1999\MAXY\Misc\050399

### SAMPLE RECEPTION INFORMATION

Project Offsite	Purchase Order	Requested TAT ASAP			
Quantity	Matrix	Analysis Method	Description	Collection Date	Preservative
15	Wipe	8082	PCBs	03 May 99	Cool 4° C
1	Trip Blank	8082	PCBs	03 May 99	Cool 4° C

Samples inspected upon receipt by:  
LM

Date Received  
03 May 99



Issue Date  
04 May 99

Report Number  
1999\MAXY\Misc\050399

### ANALYSIS INFORMATION

#### Polychlorinated Biphenyls

Analysis Required EPA Method 8082	Extraction Method Shake	Analyst CR	Instrument GC-ECD			
	Sample ID	52AR1 *	52BR1 *	52CR1 *	63AR *	MDL
		( $\mu\text{g}/100\text{cm}^2$ )	( $\mu\text{g}/100\text{cm}^2$ )	( $\mu\text{g}/100\text{cm}^2$ )	( $\mu\text{g}/100\text{cm}^2$ )	( $\mu\text{g}/100\text{cm}^2$ )
Parameter PCBs		2.43	ND	ND	6.51	1.50

QC Lot:  
0428998082-WIPE

#### Polychlorinated Biphenyls

Analysis Required EPA Method 8082	Extraction Method Shake	Analyst CR	Instrument GC-ECD		
	Sample ID	63BR *			MDL
		( $\mu\text{g}/100\text{cm}^2$ )			( $\mu\text{g}/100\text{cm}^2$ )
Parameter PCBs		ND			1.50

QC Lot:  
0428998082-WIPE

#### \* SHEETING

MDL = Analytical Method Detection Limit.

ND = Analyte of interest was not detected at the laboratory determined Analytical Method Detection Limit.



Issue Date  
04 May 99

Report Number  
1999\MAXY\Misc\050399

### Polychlorinated Biphenyls

Analysis Required EPA Method 8082	Extraction Method Shake	Analyst CR	Instrument GC-ECD		
Sample ID	63CR *	65AR *	65BR *	65CR *	MDL
	( $\mu\text{g}/100\text{cm}^2$ )	( $\mu\text{g}/100\text{cm}^2$ )	( $\mu\text{g}/100\text{cm}^2$ )	( $\mu\text{g}/100\text{cm}^2$ )	( $\mu\text{g}/100\text{cm}^2$ )
Parameter PCBs	ND	ND	ND	ND	1.50

QC Lot:  
0503998082-WIPE

### Polychlorinated Biphenyls

Analysis Required EPA Method 8082	Extraction Method Shake	Analyst CR	Instrument GC-ECD		
Sample ID	66AR *	66BR *	66CR *	69AR *	MDL
	( $\mu\text{g}/100\text{cm}^2$ )	( $\mu\text{g}/100\text{cm}^2$ )	( $\mu\text{g}/100\text{cm}^2$ )	( $\mu\text{g}/100\text{cm}^2$ )	( $\mu\text{g}/100\text{cm}^2$ )
Parameter PCBs	ND	ND	2.70	ND	1.50

QC Lot:  
0503998082-WIPE

#### \* SHEETING

MDL = Analytical Method Detection Limit.

ND = Analyte of interest was not detected at the laboratory determined Analytical Method Detection Limit.



Issue Date  
04 May 99

Report Number  
1999\MAXY\Misc\050399

### Polychlorinated Biphenyls

Analysis Required	Extraction Method	Analyst	Instrument
EPA Method 8082	Shake	CR	GC-ECD
Sample ID	69BR *	69CR *	TRIP BLANK
			MDL
	( $\mu\text{g}/100\text{cm}^2$ )	( $\mu\text{g}/100\text{cm}^2$ )	( $\mu\text{g}/100\text{cm}^2$ )
Parameter			
PCBs	ND	ND	ND
			1.50

QC Lot:  
0503998082-WIPE

#### \* SHEETING

MDL = Analytical Method Detection Limit.

ND = Analyte of interest was not detected at the laboratory determined Analytical Method Detection Limit.





Issue Date  
04 May 99

Report Number  
1999\MAXY\Misc\050399

QC LOT INFORMATION /PCB

QA/QC Lot:	Sample ID	MS/MSD Limit	% Recovery MS	% Recovery MSD	% RPD	RPD Limit
0428998082-Wipe	NA	82-111	96.7%	95.2%	1.69%	7
0503998082-Wipe	NA	82-110	94.9%	98.2%	3.32%	7

Note: % Recovery and RPD Limits are determined by demonstrated laboratory performance.

2



# CHAIN OF CUSTODY RECORD

Client: <u>MAXY TECH</u> Date: <u>5-3-99</u> Report To: <u>CHET T.</u> Address: <u>130668, PITTSFIELD, MA.</u> Telephone: _____	Project Name: <u>130668</u> Project Number: <u>#97465</u> Address: _____ Date Samples Collected: <u>5-3-99</u> By: <u>C. RAUSCHER &amp; H. WARREN.</u>
---	--

Sampling Information					Analysis Required	# Of Cont.	Type of Cont.	Pres.	Comments: (special instruction, cautions, etc.)
ID#	Date	Time	Location	Sample Type					
52AR1	5-3-99	A.M.	130668	WIPE	PCB	1	40ml	None	None
52BR1						1			
52CR1						1			
63AR						1			
63BR						1			
63CR						1			
65AR						1			
65BR						1			
65CR						1			
66AR	↓	↓	↓	↓	↓	1	↓	↓	↓

REMARKS: (special instructions, sample storage, non-standard sample bottles, etc.)

Relinquished by: <u>J. Rauscher</u>	Date: <u>5-3-99</u>
Received by: <u>L. Milette</u>	Date: <u>5/3/99</u>
Relinquished by: _____	Date: _____
Received by: _____	Date: _____
Relinquished by: _____	Date: _____
Received by: _____	Date: _____

Turnaround As, Ar<sup>3</sup> 24 hrs. \_\_\_\_\_ 48 hrs. \_\_\_\_\_ 1 week \_\_\_\_\_ 2 weeks \_\_\_\_\_ 4 weeks \_\_\_\_\_ Other \_\_\_\_\_

PAGE # 2 OF 2  
2



## CHAIN OF CUSTODY RECORD

Client: <u>MAXY TECH</u> Date: <u>5-3-99</u> Report To: <u>CHEF. T.</u> Address: <u>BUDGE, PITSFIELD, MA.</u> Telephone: _____	Project Name: <u>BUDG 68</u> Project Number: <u>797405</u> Address: _____ Date Samples Collected: <u>5-3-99</u> By: <u>C. RAUSCHER &amp; M. WARREN</u>
--	--

Sampling Information					Analysis Required	# Of Cont.	Type of Cont.	Pres.	Comments: (special instruction, cautions, etc.)
ID#	Date	Time	Location	Sample Type					
66BR	5-3-99	AM	BUDG 12	WIPE	PCB	1	YOND	WAVE	ALONE
66CR	↓	↓	↓	↓	↓	1	↓	↓	↓
67BR	↓	↓	↓	↓	↓	1	↓	↓	↓
67CR	↓	↓	↓	↓	↓	1	↓	↓	↓
68CR	↓	↓	↓	↓	↓	1	↓	↓	↓
TRIP BLANK	↓	↓	↓	↓	↓	1	↓	↓	↓

REMARKS: (special instructions, sample storage, non-standard sample bottles, etc.)    	Relinquished by: <u>C. Rauscher</u> Date: <u>5-3-99</u> Received by: <u>H. Mallette</u> Date: <u>5/3/99</u>  Relinquished by: _____ Date: _____ Received by: _____ Date: _____  Relinquished by: _____ Date: _____ Received by: _____ Date: _____
--	--

Turnaround: ASAP 24 hrs. \_\_\_\_\_ 48 hrs. \_\_\_\_\_ 1 week \_\_\_\_\_ 2 weeks \_\_\_\_\_ 4 weeks \_\_\_\_\_ Other \_\_\_\_\_



1801 EAST STREET  
PITTSFIELD, MA 01201  
413 499-3050  
FAX 413 443-0511

# Technical Report

PROJECT NAME - Offsite

prepared for

Maxymillian Technologies, Inc.  
1801 East Street  
Pittsfield, MA 01201

Attention: C. Trzcinski

April 28, 1999



Issue Date  
28 April 99

Report Number  
1999\MAXY\Misc\042699

## LABORATORY SERVICES TECHNICAL REPORT

### PREPARED FOR:

**Maxymillian Technologies, Inc.**  
1801 East Street  
Pittsfield, MA 01201  
(413) 499-3050

Project: Offsite

ATTENTION: C. Trzcinski

Twenty-four (24) wipe samples for PCB analysis and one (1) trip blank were received by the Maxymillian Technologies' Analytical Laboratory on April 26, 1999. An expedited turnaround time was requested.

All samples were analyzed within the method specified maximum allowed holding times. All quality control was within laboratory determined acceptable limits.


All samples are analyzed by EPA approved methodologies. The *MT* analytical laboratory is a MA DEP and NY DOH certified testing facility.

MA Certification Number      M-MA 146

NY Certification Number      11477

Report Reviewed By:

Date:

 4/28/99

John M. Massimiano  
Laboratory Director



Issue Date  
28 April 99

Report Number  
1999\MAXY\Misc\042699

### SAMPLE RECEPTION INFORMATION

Project	Purchase Order	Requested TAT			
Offsite		ASAP			
Quantity	Matrix	Analysis Method	Description	Collection Date	Preservative
24	Wipe	8082	PCBs	26 April 99	Cool 4° C
1	Trip Blank	8082	PCBs	26 April 99	Cool 4° C

Samples inspected upon receipt by:  
LM

Date Received  
26 April 99



Issue Date  
28 April 99

Report Number  
1999\MAXY\Misc\042699

### ANALYSIS INFORMATION

#### Polychlorinated Biphenyls

Analysis Required EPA Method 8082	Extraction Method Shake	Analyst CR	Instrument GC-ECD		
Sample ID	65A*	65B*	65C*	66A*	MDL
	( $\mu\text{g}/100\text{cm}^2$ )	( $\mu\text{g}/100\text{cm}^2$ )	( $\mu\text{g}/100\text{cm}^2$ )	( $\mu\text{g}/100\text{cm}^2$ )	( $\mu\text{g}/100\text{cm}^2$ )
<b>Parameter</b> PCBs	<b>1.65</b>	<b>7.65</b>	<b>ND</b>	<b>ND</b>	<b>1.50</b>

QC Lot:  
0423998082-WIPE

#### Polychlorinated Biphenyls

Analysis Required EPA Method 8082	Extraction Method Shake	Analyst CR	Instrument GC-ECD		
Sample ID	66B*	66C*	67A*	67B*	MDL
	( $\mu\text{g}/100\text{cm}^2$ )	( $\mu\text{g}/100\text{cm}^2$ )	( $\mu\text{g}/100\text{cm}^2$ )	( $\mu\text{g}/100\text{cm}^2$ )	( $\mu\text{g}/100\text{cm}^2$ )
<b>Parameter</b> PCBs	<b>ND</b>	<b>8.19</b>	<b>44.1</b>	<b>2.85</b>	<b>1.50</b>

QC Lot:  
0426998082-WIPE

#### \* SHEETING

MDL = Analytical Method Detection Limit.

ND = Analyte of interest was not detected at the laboratory determined Analytical Method Detection Limit.



Issue Date  
28 April 99

Report Number  
1999\MAXY\Misc\042699

### Polychlorinated Biphenyls

Analysis Required EPA Method 8082	Extraction Method Shake	Analyst CR	Instrument GC-ECD		
Sample ID	67C *	68A *	68B *	68C *	MDL
	( $\mu\text{g}/100\text{cm}^2$ )	( $\mu\text{g}/100\text{cm}^2$ )	( $\mu\text{g}/100\text{cm}^2$ )	( $\mu\text{g}/100\text{cm}^2$ )	( $\mu\text{g}/100\text{cm}^2$ )
Parameter PCBs	31.5	25.5	4.95	1.56	1.50

QC Lot:  
0426998082-WIPE

### Polychlorinated Biphenyls

Analysis Required EPA Method 8082	Extraction Method Shake	Analyst CR	Instrument GC-ECD		
Sample ID	69A *	69B *	69C *	70A *	MDL
	( $\mu\text{g}/100\text{cm}^2$ )	( $\mu\text{g}/100\text{cm}^2$ )	( $\mu\text{g}/100\text{cm}^2$ )	( $\mu\text{g}/100\text{cm}^2$ )	( $\mu\text{g}/100\text{cm}^2$ )
Parameter PCBs	6.99	ND	2.25	11.0	1.50

QC Lot:  
0426998082-WIPE

#### \* SHEETING

MDL = Analytical Method Detection Limit.

ND = Analyte of interest was not detected at the laboratory determined Analytical Method Detection Limit.





Issue Date  
28 April 99

Report Number  
1999\MAXY\Misc\042699

### Polychlorinated Biphenyls

Analysis Required EPA Method 8082	Extraction Method Shake	Analyst CR			Instrument GC-ECD	
Sample ID	70B*	70C*	71A*	71B*	MDL	
	( $\mu\text{g}/100\text{cm}^2$ )	( $\mu\text{g}/100\text{cm}^2$ )	( $\mu\text{g}/100\text{cm}^2$ )	( $\mu\text{g}/100\text{cm}^2$ )	( $\mu\text{g}/100\text{cm}^2$ )	
Parameter PCBs	201	33.9	246	17.4	1.50	

QC Lot:  
0426998082-WIPE

### Polychlorinated Biphenyls

Analysis Required EPA Method 8082	Extraction Method Shake	Analyst CR			Instrument GC-ECD	
Sample ID	71C *	72A *	72B *	72C *	MDL	
	( $\mu\text{g}/100\text{cm}^2$ )	( $\mu\text{g}/100\text{cm}^2$ )	( $\mu\text{g}/100\text{cm}^2$ )	( $\mu\text{g}/100\text{cm}^2$ )	( $\mu\text{g}/100\text{cm}^2$ )	
Parameter PCBs	1.80	8.61	87.9	16.7	1.50	

QC Lot:  
0426998082-WIPE

\* SHEETING

MDL = Analytical Method Detection Limit.

ND = Analyte of interest was not detected at the laboratory determined Analytical Method Detection Limit.



Issue Date  
28 April 99

Report Number  
1999\MAXY\Misc\042699

### Polychlorinated Biphenyls

Analysis Required  
EPA Method 8082

Extraction Method  
Shake

Analyst  
CR

Instrument  
GC-ECD

Sample ID **TRIP BLANK**  
\*

MDL

---

Parameter	( $\mu\text{g}/100\text{cm}^2$ )	( $\mu\text{g}/100\text{cm}^2$ )
PCBs	<b>ND</b>	1.50

---

QC Lot:  
0426998082-WIPE

\* SHEETING

MDL = Analytical Method Detection Limit.

ND = Analyte of interest was not detected at the laboratory determined Analytical Method Detection Limit.



Issue Date  
28 April 99

Report Number  
1999\MAXY\Misc\042699

QC LOT INFORMATION /PCB

QA/QC Lot:	Sample ID	MS/MSD Limit	% Recovery MS	% Recovery MSD	% RPD	RPD Limit
0423998082-Wipe	NA	81-113	106%	103%	3.20%	7
0426998082-Wipe	NA	82-113	89.9%	91.2%	1.43%	7

Note: % Recovery and RPD Limits are determined by demonstrated laboratory performance.

11613



# CHAIN OF CUSTODY RECORD

Client: <u>MAX TECH</u>	Project Name: <u>REDUX</u>
Date: <u>4-26-99</u>	Project Number: <u>97105</u>
Report To: <u>CHRIS T.</u>	Address: _____
Address: <u>123 BROAD ST, PITTSFIELD, MA</u>	Date Samples Collected: <u>4-26-99</u>
Telephone: _____	By: <u>C. MILLIAN</u>

Sampling Information					Analysis Required	# Of Cont.	Type of Cont.	Pres.	Comments: (special instruction, cautions, etc.)
ID#	Date	Time	Location	Sample Type					
E-5A	4-26-99	9AM	60212	U.P.E	Per	1	90 ml	None	close
E-5B									
E-5C									
E-6A									
E-6B									
E-6C									
E-7A									
E-7B									
E-7C									
E-8A									

REMARKS: (special instructions, sample storage, non-standard sample bottles, etc.)

Relinquished by: G. Kline Date: 4-26-99  
 Received by: Bruce Mitchell Date: 4/26/99

Relinquished by: \_\_\_\_\_ Date: \_\_\_\_\_  
 Received by: \_\_\_\_\_ Date: \_\_\_\_\_

Relinquished by: \_\_\_\_\_ Date: \_\_\_\_\_  
 Received by: \_\_\_\_\_ Date: \_\_\_\_\_

Turnaround: ASAP 24 hrs. \_\_\_\_\_ 48 hrs. \_\_\_\_\_ 1 week \_\_\_\_\_ 2 weeks \_\_\_\_\_ 4 weeks \_\_\_\_\_ Other \_\_\_\_\_

2062  
2



# CHAIN OF CUSTODY RECORD

Client: <u>MAXY TECH</u>	Project Name: <u>ROD #28</u>
Date: <u>4-26-99</u>	Project Number: <u>27925</u>
Report To: <u>CHET T.</u>	Address: _____
Address: <u>22 BUDLES, PITTSFIELD MA.</u>	Date Samples Collected: <u>4-26-99</u>
Telephone: _____	By: <u>C. RAYWEC</u>

Sampling Information					Analysis Required	# Of Cont.	Type of Cont.	Pres.	Comments: (special instruction, cautions, etc.)
ID#	Date	Time	Location	Sample Type					
67B	4-26-99	11:11	BUDLES	1.2 PSE	1.13	1	Yield	None	None
67C									
67A									
67E									
67D									
71A									
71B									
71C									
71D									
71E									
71F									
71G									

REMARKS: (special instructions, sample storage, non-standard sample bottles, etc.)

Relinquished by: S. Kerecuk Date: 4-26-99  
 Received by: Larry Mittle Date: 4/26/99

Relinquished by: \_\_\_\_\_ Date: \_\_\_\_\_  
 Received by: \_\_\_\_\_ Date: \_\_\_\_\_

Relinquished by: \_\_\_\_\_ Date: \_\_\_\_\_  
 Received by: \_\_\_\_\_ Date: \_\_\_\_\_

Turnaround ASAP 24 hrs. \_\_\_\_\_ 48 hrs. \_\_\_\_\_ 1 week \_\_\_\_\_ 2 weeks \_\_\_\_\_ 4 weeks \_\_\_\_\_ Other \_\_\_\_\_



## CHAIN OF CUSTODY RECORD

Client: <u>W. Gary Johnson</u> Date: <u>4-26-99</u> Report To: <u>CHL 79</u> Address: <u>C. 13206 65</u> Telephone: _____	Project Name: <u>1720 #65</u> Project Number: <u>97745</u> Address: _____ Date Samples Collected: <u>4-26-99</u> By: <u>C. F. PROSMER</u>
---	---

Sampling Information					Analysis Required	# Of Cont.	Type of Cont.	Pres.	Comments: (special instruction, cautions, etc.)
ID#	Date	Time	Location	Sample Type					
TIC	7-26-99	11:14	BLDG 13	6 1/2"	TIC-13	1	Yield	11-26	1 baggie
T2A	↓	↓	↓	↓	↓	↓	↓	↓	↓
T1 B	↓	↓	↓	↓	↓	↓	↓	↓	↓
T1 C	↓	↓	↓	↓	↓	↓	↓	↓	↓
T1 D 13206-65	↓	↓	↓	↓	↓	↓	↓	↓	↓

REMARKS: (special instructions, sample storage, non-standard sample bottles, etc.)	Relinquished by: <u>[Signature]</u> Date: <u>4-26-99</u> Received by: <u>Ruby Milette</u> Date: <u>4/26/99</u>  Relinquished by: _____ Date: _____ Received by: _____ Date: _____  Relinquished by: _____ Date: _____ Received by: _____ Date: _____
--	---

Turnaround: 15 min    24 hrs. \_\_\_\_\_    48 hrs. \_\_\_\_\_    1 week \_\_\_\_\_    2 weeks \_\_\_\_\_    4 weeks \_\_\_\_\_    Other \_\_\_\_\_



1801 EAST STREET  
PITTSFIELD, MA 01201  
413 499-3050  
FAX 413 443-0511

# Technical Report

PROJECT NAME - Offsite

prepared for

Maxymillian Technologies, Inc.  
1801 East Street  
Pittsfield, MA 01201

Attention: C. Trzcinski

April 16, 1999



Issue Date  
16 April 99

Report Number  
1999MAXYMisc-041499

## LABORATORY SERVICES TECHNICAL REPORT

### PREPARED FOR:

**Maxymillian Technologies, Inc.**  
1801 East Street  
Pittsfield, MA 01201  
(413) 499-3050

Project: Offsite

ATTENTION: C. Trzcinski

Forty-eight (48) wipe samples for PCB analysis and one (1) trip blank were received by the Maxymillian Technologies' Analytical Laboratory on April 14, 1999. An expedited turnaround time was requested.

All samples were analyzed within the method specified maximum allowed holding times. All quality control was within laboratory determined acceptable limits.

All samples are analyzed by EPA approved methodologies. The MT analytical laboratory is a MA DEP and NY DOH certified testing facility.

MA Certification Number      M-MA 146

NY Certification Number      11477

Report Reviewed By:

Date:

4/16/99

John M. Massimiano  
Laboratory Director





Issue Date  
16 April 99

Report Number  
1999-MAXY-Misc041499

### SAMPLE RECEPTION INFORMATION

Project Offsite	Purchase Order	Requested TAT ASAP			
Quantity	Matrix	Analysis Method	Description	Collection Date	Preservative
48	Wipe	8082	PCBs	14 April 99	Cool 4° C
1	Trip Blank	8082	PCBs	14 April 99	Cool 4° C

Samples inspected upon receipt by  
LM

Date Received  
14 April 99



Issue Date  
16 April 99

Report Number  
1999\MAXY\Misc\041499

### ANALYSIS INFORMATION

#### Polychlorinated Biphenyls

Analysis Required EPA Method 8082	Extraction Method Shake	Analyst CR	Instrument GC-ECD		
Sample ID	40A-R *	40B-R *	40C-R *	45A-R *	MDL
	( $\mu\text{g}/100\text{cm}^2$ )	( $\mu\text{g}/100\text{cm}^2$ )	( $\mu\text{g}/100\text{cm}^2$ )	( $\mu\text{g}/100\text{cm}^2$ )	( $\mu\text{g}/100\text{cm}^2$ )
Parameter PCBs	ND	ND	ND	4.05	1.50

QC Lot:  
0407998082-WIPE

#### Polychlorinated Biphenyls

Analysis Required EPA Method 8082	Extraction Method Shake	Analyst CR	Instrument GC-ECD		
Sample ID	45B-R *	45C-R *	47A *	47B *	MDL
	( $\mu\text{g}/100\text{cm}^2$ )	( $\mu\text{g}/100\text{cm}^2$ )	( $\mu\text{g}/100\text{cm}^2$ )	( $\mu\text{g}/100\text{cm}^2$ )	( $\mu\text{g}/100\text{cm}^2$ )
Parameter PCBs	ND	ND	5.01	ND	1.50

QC Lot:  
0407998082-WIPE

#### \* SHEETING

MDL = Analytical Method Detection Limit.

ND = Analyte of interest was not detected at the laboratory determined Analytical Method Detection Limit.



Issue Date  
16 April 99

Report Number  
1999\MAXY\Misc.041499

### Polychlorinated Biphenyls

Analysis Required EPA Method 8082	Extraction Method Shake	Analyst CR			Instrument GC-ECD	
Sample ID	47C *	48A *	48B *	48C *	MDL	
	( $\mu\text{g}/100\text{cm}^2$ )	( $\mu\text{g}/100\text{cm}^2$ )	( $\mu\text{g}/100\text{cm}^2$ )	( $\mu\text{g}/100\text{cm}^2$ )	( $\mu\text{g}/100\text{cm}^2$ )	
Parameter PCBs	ND	ND	2.70	5.34	1.50	

QC Lot:  
0407998082-WIPE

### Polychlorinated Biphenyls

Analysis Required EPA Method 8082	Extraction Method Shake	Analyst CR			Instrument GC-ECD	
Sample ID	49A *	49B *	49C *	50A *	MDL	
	( $\mu\text{g}/100\text{cm}^2$ )	( $\mu\text{g}/100\text{cm}^2$ )	( $\mu\text{g}/100\text{cm}^2$ )	( $\mu\text{g}/100\text{cm}^2$ )	( $\mu\text{g}/100\text{cm}^2$ )	
Parameter PCBs	ND	ND	ND	ND	1.50	

QC Lot:  
0407998082-WIPE

#### \* SHEETING

MDL = Analytical Method Detection Limit.

ND = Analyte of interest was not detected at the laboratory determined Analytical Method Detection Limit



Issue Date  
16 April 99

Report Number  
1999\MAXY\Misc\041499

### Polychlorinated Biphenyls

Analysis Required EPA Method 8082	Extraction Method Shake	Analyst CR	Instrument GC-ECD	
	Sample ID	50B*		MDL
		( $\mu\text{g}/100\text{cm}^2$ )		( $\mu\text{g}/100\text{cm}^2$ )
Parameter PCBs	3.60			1.50

QC Lot:  
0407998082-WIPE

### Polychlorinated Biphenyls

Analysis Required EPA Method 8082	Extraction Method Shake	Analyst CR	Instrument GC-ECD			
	Sample ID	50C *	51A *	51B *	51C *	MDL
		( $\mu\text{g}/100\text{cm}^2$ )	( $\mu\text{g}/100\text{cm}^2$ )	( $\mu\text{g}/100\text{cm}^2$ )	( $\mu\text{g}/100\text{cm}^2$ )	( $\mu\text{g}/100\text{cm}^2$ )
Parameter PCBs	ND	ND	ND	ND		1.50

QC Lot:  
0414998082-WIPE

\* SHEETING

MDL = Analytical Method Detection Limit.

ND = Analyte of interest was not detected at the laboratory determined Analytical Method Detection Limit.



Issue Date  
16 April 99

Report Number  
1999MAXYMisc041499

### Polychlorinated Biphenyls

Analysis Required EPA Method 8082	Extraction Method Shake	Analyst CR	Instrument GC-ECD		
Sample ID	52A *	52B *	52C *	53A *	MDL
	( $\mu\text{g}/100\text{cm}^2$ )	( $\mu\text{g}/100\text{cm}^2$ )	( $\mu\text{g}/100\text{cm}^2$ )	( $\mu\text{g}/100\text{cm}^2$ )	( $\mu\text{g}/100\text{cm}^2$ )
Parameter PCBs	4.83	2.91	7.95	ND	1.50

QC Lot:  
0414998082-WIPE

### Polychlorinated Biphenyls

Analysis Required EPA Method 8082	Extraction Method Shake	Analyst CR	Instrument GC-ECD		
Sample ID	53B *	53C *	54A *	54B *	MDL
	( $\mu\text{g}/100\text{cm}^2$ )	( $\mu\text{g}/100\text{cm}^2$ )	( $\mu\text{g}/100\text{cm}^2$ )	( $\mu\text{g}/100\text{cm}^2$ )	( $\mu\text{g}/100\text{cm}^2$ )
Parameter PCBs	ND	ND	ND	ND	1.50

QC Lot:  
0414998082-WIPE

\* SHEETING

MDL = Analytical Method Detection Limit.

ND = Analyte of interest was not detected at the laboratory determined Analytical Method Detection Limit



Issue Date  
16 April 99

Report Number  
1999MANYMisc041499

### Polychlorinated Biphenyls

Analysis Required EPA Method 8082	Extraction Method Shake	Analyst CR	Instrument GC-ECD		
Sample ID	54C *	55A *	55B *	55C *	MDL
Parameter	( $\mu\text{g}/100\text{cm}^2$ )	( $\mu\text{g}/100\text{cm}^2$ )	( $\mu\text{g}/100\text{cm}^2$ )	( $\mu\text{g}/100\text{cm}^2$ )	( $\mu\text{g}/100\text{cm}^2$ )
PCBs	ND	ND	ND	ND	1.50

QC Lot:  
0414998082-WIPE

### Polychlorinated Biphenyls

Analysis Required EPA Method 8082	Extraction Method Shake	Analyst CR	Instrument GC-ECD		
Sample ID	56A *	56B *	56C *	57A *	MDL
Parameter	( $\mu\text{g}/100\text{cm}^2$ )	( $\mu\text{g}/100\text{cm}^2$ )	( $\mu\text{g}/100\text{cm}^2$ )	( $\mu\text{g}/100\text{cm}^2$ )	( $\mu\text{g}/100\text{cm}^2$ )
PCBs	ND	ND	ND	ND	1.50

QC Lot:  
0414998082-WIPE

\* SHEETING

MDL = Analytical Method Detection Limit.

ND = Analyte of interest was not detected at the laboratory determined Analytical Method Detection Limit



Issue Date  
16 April 99

Report Number  
1999MAXY3Misc041499

### Polychlorinated Biphenyls

Analysis Required EPA Method 8082	Extraction Method Shake	Analyst CR	Instrument GC-ECD		
Sample ID	57B*	57C*	58A*	58B*	MDL
Parameter	( $\mu\text{g}/100\text{cm}^2$ )	( $\mu\text{g}/100\text{cm}^2$ )	( $\mu\text{g}/100\text{cm}^2$ )	( $\mu\text{g}/100\text{cm}^2$ )	( $\mu\text{g}/100\text{cm}^2$ )
PCBs	ND	ND	ND	ND	1.50

QC Lot:  
0415998082-WIPE

### Polychlorinated Biphenyls

Analysis Required EPA Method 8082	Extraction Method Shake	Analyst CR	Instrument GC-ECD		
Sample ID	58C*	59A*	59B*	59C*	MDL
Parameter	( $\mu\text{g}/100\text{cm}^2$ )	( $\mu\text{g}/100\text{cm}^2$ )	( $\mu\text{g}/100\text{cm}^2$ )	( $\mu\text{g}/100\text{cm}^2$ )	( $\mu\text{g}/100\text{cm}^2$ )
PCBs	ND	8.88	7.56	9.21	1.50

QC Lot:  
0415998082-WIPE

\* SHEETING

MDL = Analytical Method Detection Limit  
ND = Analyte of interest was not detected at the laboratory determined Analytical Method Detection Limit



Issue Date  
16 April 99

Report Number  
1999MAXY\Misc\041499

### Polychlorinated Biphenyls

Analysis Required EPA Method 8082	Extraction Method Shake	Analyst CR	Instrument GC-ECD		
Sample ID	60A*	60B*	60C*	TRIP BLANK	MDL
Parameter PCBs	( $\mu\text{g}/100\text{cm}^2$ ) ND	( $\mu\text{g}/100\text{cm}^2$ ) 2.55	( $\mu\text{g}/100\text{cm}^2$ ) 4.32	( $\mu\text{g}/100\text{cm}^2$ ) ND	( $\mu\text{g}/100\text{cm}^2$ ) 1.50

QC Lot:  
0415998082-WIPE

\* SHEETING

MDL = Analytical Method Detection Limit.  
ND = Analyte of interest was not detected at the laboratory determined Analytical Method Detection Limit.





Issue Date  
16 April 99

Report Number  
1999\MAXY\Misc\041499

QC LOT INFORMATION /PCB

QA/QC Lot:	Sample ID	MS/MSD Limit	% Recovery MS	% Recovery MSD	% RPD	RPD Limit
0407998082-Wipe	NA	80-112	95.7%	91.2%	4.98%	7
0414998082-Wipe	NA	81-112	99.5%	94.2%	5.57%	7
0415998082-Wipe	NA	81-112	95.0%	90.4%	5.02%	7

Note: % Recovery and RPD Limits are determined by demonstrated laboratory performance.



## CHAIN OF CUSTODY RECORD

Client: <u>MAXY TECH</u> Date: <u>04/14/99</u> Report To: <u>CHET F</u> Address: <u>65 BROADWAY CT</u> Telephone: _____	Project Name: <u>BENTON GIS</u> Project Number: <u>47465</u> Address: <u>65 BROADWAY MA</u> Date Samples Collected: <u>04/14/99</u> By: <u>C. RAUCHER, M. WARDEN</u>
---	--

Sampling Information					Analysis Required	# Of Cont.	Type of Cont.	Pres.	Comments: (special instruction, cautions, etc.)
ID#	Date	Time	Location	Sample Type					
40 A R	04/14/99	P.M.	BENTON 13	WIPE	PCIS	1	TCM	N	—
40 B R									—
40 C R									—
45A-R									—
45B-R									—
45C-R									—
47A									—
<del>47B</del>									—
47C									—
49A	✓	✓	✓	✓	✓	✓	✓	✓	—

REMARKS: (special instructions, sample storage, non-standard sample bottles, etc.)	Relinquished by: <u>M. Warden</u> Date: <u>04/14/99</u> Received by: <u>K. Mullett</u> Date: <u>4/14/99</u>  Relinquished by: _____ Date: _____ Received by: _____ Date: _____  Relinquished by: _____ Date: _____ Received by: _____ Date: _____
--	--

Turnaround: 24 hrs.  48 hrs. \_\_\_\_\_ 1 week \_\_\_\_\_ 2 weeks \_\_\_\_\_ 4 weeks \_\_\_\_\_ Other \_\_\_\_\_



## CHAIN OF CUSTODY RECORD

Client: <u>Maxy Tech</u> Date: <u>04/14/99</u> Report To: <u>CHRIS T</u> Address: <u>C-F BUILDING 68</u> Telephone: _____	Project Name: <u>BUILDING 68</u> Project Number: <u>97405</u> Address: <u>EAST ST. PITTSFIELD MA</u> Date Samples Collected: <u>04/14/99</u> By: <u>C. BUSCHER M. WARREN</u>
---	--

Sampling Information					Analysis Required	# Of Cont.	Type of Cont.	Pres.	Comments: (special instruction, cautions, etc.)
ID#	Date	Time	Location	Sample Type					
48B	04/14/99	PM	BUILDING 13	WIPE	PCB	1	40 ml	N	—
48C									—
49A									—
49B									—
49C									—
50A									—
50B									—
50C									—
51A									—
51B	✓	✓	✓	✓	✓	✓	✓	✓	—

REMARKS: (special instructions, sample storage, non-standard sample bottles, etc.)	Relinquished by: <u>M. Warren</u> Date: <u>04/14/99</u> Received by: <u>C. Buscher</u> Date: <u>4/14/99</u>  Relinquished by: _____ Date: _____ Received by: _____ Date: _____  Relinquished by: _____ Date: _____ Received by: _____ Date: _____
--	--

Turnaround: 24 hrs  48 hrs \_\_\_\_\_ 1 week \_\_\_\_\_ 2 weeks \_\_\_\_\_ 4 weeks \_\_\_\_\_ Other \_\_\_\_\_



## CHAIN OF CUSTODY RECORD

Client: <u>Max / Tech</u> Date: <u>04/14/99</u> Report To: <u>Chris T</u> Address: <u>UE Broomfield St</u> Telephone: _____	Project Name: <u>Broomfield St</u> Project Number: <u>47405</u> Address: <u>East St Broomfield MA</u> Date Samples Collected: <u>04/14/99</u> By: <u>C. Kauschig, M. Wachten</u>
---	--

Sampling Information					Analysis Required	# Of Cont.	Type of Cont.	Pres.	Comments: (special instruction, cautions, etc.)
ID#	Date	Time	Location	Sample Type					
51	04/14/99	P.M.	Broomfield St	WATER	PCB	1	100	N	---
52A									---
52B									---
52C									---
53A									---
53B									---
53C									---
54A									---
54B									---
54C	✓	✓	✓	✓	✓	✓	✓	✓	---

REMARKS: (special instructions, sample storage, non-standard sample bottles, etc.)   	Relinquished by: <u>Chris Wachten</u> Date: <u>04/14/99</u> Received by: <u>K. Milette</u> Date: <u>4/14/99</u>  Relinquished by: _____ Date: _____ Received by: _____ Date: _____  Relinquished by: _____ Date: _____ Received by: _____ Date: _____
--	--

Turnaround: 24 hrs.  48 hrs. \_\_\_\_\_ 1 week \_\_\_\_\_ 2 weeks \_\_\_\_\_ 4 weeks \_\_\_\_\_ Other \_\_\_\_\_



## CHAIN OF CUSTODY RECORD

Client: <u>Max Tech</u> Date: <u>04/14/99</u> Report To: <u>Jeff T</u> Address: <u>C.E. RUELANDS BX</u> Telephone: _____	Project Name: <u>BUILDING 68</u> Project Number: <u>7-405</u> Address: <u>LAST ST. HINGHAM MA</u> Date Samples Collected: <u>04/14/99</u> By: <u>C. M. SELLON, III, L. M. SELLON</u>
--	--

Sampling Information					Analysis Required	# Of Cont.	Type of Cont.	Pres.	Comments: (special instruction, cautions, etc.)
ID#	Date	Time	Location	Sample Type					
55A	04/14/99	P.M.	BUILDING 12	WEPB	PCB	1	405	N	_____
55B	↓	↓	↓	↓	↓	↓	↓	↓	_____
55C	↓	↓	↓	↓	↓	↓	↓	↓	_____
55D	↓	↓	↓	↓	↓	↓	↓	↓	_____
55E	↓	↓	↓	↓	↓	↓	↓	↓	_____
55F	↓	↓	↓	↓	↓	↓	↓	↓	_____
55G	↓	↓	↓	↓	↓	↓	↓	↓	_____
55H	↓	↓	↓	↓	↓	↓	↓	↓	_____
55I	↓	↓	↓	↓	↓	↓	↓	↓	_____
55J	↓	↓	↓	↓	↓	↓	↓	↓	_____

REMARKS: (special instructions, sample storage, non-standard sample bottles, etc.)    	Relinquished by: <u>Glenn L. SELLON</u> Date: <u>04/14/99</u> Received by: <u>L. Milette</u> Date: <u>4/14/99</u>  Relinquished by: _____ Date: _____ Received by: _____ Date: _____  Relinquished by: _____ Date: _____ Received by: _____ Date: _____
--	--

Turnaround: 24 hrs.  48 hrs. \_\_\_\_\_ 1 week \_\_\_\_\_ 2 weeks \_\_\_\_\_ 4 weeks \_\_\_\_\_ Other \_\_\_\_\_



## CHAIN OF CUSTODY RECORD

Client: <u>Maxy Tech</u> Date: <u>04/14/99</u> Report To: <u>Sam T.</u> Address: <u>GE Business Ctr</u> Telephone: _____	Project Name: <u>Bureau 03</u> Project Number: <u>2-4-15</u> Address: <u>300 T. FORTSHELL RD.</u> Date Samples Collected: <u>04/14/99</u> By: <u>C. KAUSCHER M. WAGNER</u>
--	--

Sampling Information					Analysis Required	# Of Cont.	Type of Cont.	Pres.	Comments: (special instruction, cautions, etc.)
ID#	Date	Time	Location	Sample Type					
58R	04/14/99	P.M.	Bureau 12	Water	PCB	1	20 ml	N	—
58L	↓	↓	↓	↓	↓	↓	↓	↓	—
59A	↓	↓	↓	↓	↓	↓	↓	↓	—
59B	↓	↓	↓	↓	↓	↓	↓	↓	—
59C	↓	↓	↓	↓	↓	↓	↓	↓	—
60A	↓	↓	↓	↓	↓	↓	↓	↓	—
60B	↓	↓	↓	↓	↓	↓	↓	↓	—
60C	↓	↓	↓	↓	↓	↓	↓	↓	—
TREP BLANK	↓	↓	↓	↓	↓	↓	↓	↓	—

REMARKS: (special instructions, sample storage, non-standard sample bottles, etc.)    	Relinquished by: <u>MAT WAGNER</u> Date: <u>04/14/99</u> Received by: <u>L. Melleto</u> Date: <u>4/14/99</u>  Relinquished by: _____ Date: _____ Received by: _____ Date: _____  Relinquished by: _____ Date: _____ Received by: _____ Date: _____
--	---

Turnaround: 24 hrs.  48 hrs. \_\_\_\_\_ 1 week \_\_\_\_\_ 2 weeks \_\_\_\_\_ 4 weeks \_\_\_\_\_ Other \_\_\_\_\_



1801 EAST STREET  
PITTSFIELD, MA 01201  
413 499-3050  
FAX 413 443-0511

# Technical Report

PROJECT NAME - Offsite

prepared for

Maxymillian Technologies, Inc.  
1801 East Street  
Pittsfield, MA 01201

Attention: C. Trzcinski

April 8, 1999



Issue Date  
08 April 99

Report Number  
1999\MAXY\Misc\040799

## LABORATORY SERVICES TECHNICAL REPORT

### PREPARED FOR:

**Maxymillian Technologies, Inc.**  
**1801 East Street**  
**Pittsfield, MA 01201**  
**(413) 499-3050**

**Project: Offsite**

**ATTENTION: C. Trzcinski**

Twenty-one (21) wipe samples for PCB analysis and one (1) trip blank were received by the Maxymillian Technologies' Analytical Laboratory on April 7, 1999. An expedited turnaround time was requested.

All samples were analyzed within the method specified maximum allowed holding times. All quality control was within laboratory determined acceptable limits.


All samples are analyzed by EPA approved methodologies. The *MT* analytical laboratory is a MA DEP and NY DOH certified testing facility.

MA Certification Number      M-MA 146

NY Certification Number      11477

Report Reviewed By:

Date:

 \_\_\_\_\_ 4/8/99

John M. Massimiano  
Laboratory Director





Issue Date  
08 April 99

Report Number  
1999\MAXY\Misc\040799

### SAMPLE RECEPTION INFORMATION

Project Offsite	Purchase Order	Requested TAT ASAP			
Quantity	Matrix	Analysis Method	Description	Collection Date	Preservative
21	Wipe	8082	PCBs	07 April 99	Cool 4° C
1	Trip Blank	8082	PCBs	07 April 99	Cool 4° C

Samples inspected upon receipt by  
LM

Date Received  
07 April 99



Issue Date  
08 April 99

Report Number  
1999MAXY\Misc\040799

### ANALYSIS INFORMATION

#### Polychlorinated Biphenyls

Analysis Required EPA Method 8082	Extraction Method Shake	Analyst CR	Instrument GC-ECD		
Sample ID	40A *	40B *	40C *	41A *	MDL
	( $\mu\text{g}/100\text{cm}^2$ )	( $\mu\text{g}/100\text{cm}^2$ )	( $\mu\text{g}/100\text{cm}^2$ )	( $\mu\text{g}/100\text{cm}^2$ )	( $\mu\text{g}/100\text{cm}^2$ )
Parameter PCBs	9.36	4.62	3.90	ND	1.50

QC Lot:  
0401998082-WIPE

#### Polychlorinated Biphenyls

Analysis Required EPA Method 8082	Extraction Method Shake	Analyst CR	Instrument GC-ECD		
Sample ID	41B *	41C *	42A *	42B *	MDL
	( $\mu\text{g}/100\text{cm}^2$ )	( $\mu\text{g}/100\text{cm}^2$ )	( $\mu\text{g}/100\text{cm}^2$ )	( $\mu\text{g}/100\text{cm}^2$ )	( $\mu\text{g}/100\text{cm}^2$ )
Parameter PCBs	ND	ND	ND	ND	1.50

QC Lot:  
0401998082-WIPE

#### \* SHEETING

MDL = Analytical Method Detection Limit.

ND = Analyte of interest was not detected at the laboratory determined Analytical Method Detection Limit.



Issue Date  
08 April 99

Report Number  
1999\MAXY\Misc\040799

### Polychlorinated Biphenyls

Analysis Required EPA Method 8082	Extraction Method Shake	Analyst CR		Instrument GC-ECD		
	Sample ID	42C *	43A *	43B *	43C *	MDL
		( $\mu\text{g}/100\text{cm}^2$ )	( $\mu\text{g}/100\text{cm}^2$ )	( $\mu\text{g}/100\text{cm}^2$ )	( $\mu\text{g}/100\text{cm}^2$ )	( $\mu\text{g}/100\text{cm}^2$ )
Parameter PCBs		ND	ND	ND	ND	1.50

QC Lot:  
0401998082-WIPE

### Polychlorinated Biphenyls

Analysis Required EPA Method 8082	Extraction Method Shake	Analyst CR		Instrument GC-ECD		
	Sample ID	44A *	44B *	44C *	45A *	MDL
		( $\mu\text{g}/100\text{cm}^2$ )	( $\mu\text{g}/100\text{cm}^2$ )	( $\mu\text{g}/100\text{cm}^2$ )	( $\mu\text{g}/100\text{cm}^2$ )	( $\mu\text{g}/100\text{cm}^2$ )
Parameter PCBs		ND	ND	ND	ND	1.50

QC Lot:  
0401998082-WIPE

#### \* SHEETING

MDL = Analytical Method Detection Limit.

ND = Analyte of interest was not detected at the laboratory determined Analytical Method Detection Limit.



Issue Date  
08 April 99

Report Number  
1999\MAXY\Misc\040799

### Polychlorinated Biphenyls

Analysis Required EPA Method 8082	Extraction Method Shake	Analyst CR	Instrument GC-ECD	
	Sample ID	45B*	45C *	MDL
		( $\mu\text{g}/100\text{cm}^2$ )	( $\mu\text{g}/100\text{cm}^2$ )	( $\mu\text{g}/100\text{cm}^2$ )
Parameter PCBs	4.74	ND		1.50

QC Lot:  
0401998082-WIPE

### Polychlorinated Biphenyls

Analysis Required EPA Method 8082	Extraction Method Shake	Analyst CR	Instrument GC-ECD			
	Sample ID	46A *	46B *	46C *	TRIP BLANK	MDL
		( $\mu\text{g}/100\text{cm}^2$ )	( $\mu\text{g}/100\text{cm}^2$ )	( $\mu\text{g}/100\text{cm}^2$ )	( $\mu\text{g}/100\text{cm}^2$ )	( $\mu\text{g}/100\text{cm}^2$ )
Parameter PCBs	ND	ND	ND	ND		1.50

QC Lot:  
0407998082-WIPE

\* SHEETING

MDL = Analytical Method Detection Limit.

ND = Analyte of interest was not detected at the laboratory determined Analytical Method Detection Limit.



Issue Date  
08 April 99

Report Number  
1999\MAXY\Misc\040799

QC LOT INFORMATION /PCB

QA/QC Lot:	Sample ID	MS/MSD Limit	% Recovery MS	% Recovery MSD	% RPD	RPD Limit
0401998082-Wipe	NA	79-112	107%	108%	1.59%	7
0407998082-Wipe	NA	80-112	95.7%	91.2%	4.98%	7

Note: % Recovery and RPD Limits are determined by demonstrated laboratory performance.

**CHAIN OF CUSTODY RECORD**

Client: <u>MAXY TECH.</u> Date: <u>4-7-99</u> Report To: <u>CHET T.</u> Address: <u>QEBLDG 69, PITTSFIED, MA.</u> Telephone: _____	Project Name: <u>BLDG 69</u> Project Number: <u>97405</u> Address: _____ Date Samples Collected: <u>4-7-99</u> By: <u>CHARLE F. / S. WARREN.</u>
--	--

Sampling Information					Analysis Required	# Of Cont.	Type of Cont.	Pres.	Comments: (special instruction, cautions, etc.)
ID#	Date	Time	Location	Sample Type					
40A	4-7-99	A.M.	BIDNG 12	WIPE	PCB	1	40ml	-	-
40B	4-7-99	A.M.	BIDNG 12	WIPE	PCB	1	40ml	-	-
40C	4-7-99	A.M.	BIDNG 12	WIPE	PCB	1	40ml	-	-
41A	4-7-99	A.M.	BIDNG 12	WIPE	PCB	1	40ml	-	-
41B	4-7-99	A.M.	BIDNG 12	WIPE	PCB	1	40ml	-	-
41C	4-7-99	A.M.	BIDNG 12	WIPE	PCB	1	40ml	-	-
42A	4-7-99	A.M.	BIDNG 12	WIPE	PCB	1	40ml	-	-
42B	4-7-99	A.M.	BIDNG 12	WIPE	PCB	1	40ml	-	-
42C	4-7-99	A.M.	BIDNG 12	WIPE	PCB	1	40ml	-	-
43A	4-7-99	A.M.	BIDNG 12	WIPE	PCB	1	40ml	-	-

REMARKS: (special instructions, sample storage, non-standard sample bottles, etc.)	Relinquished by: <u>C. Russell</u> Date: <u>4-7-99</u> Received by: <u>h. muelle</u> Date: <u>4/7/99</u>  Relinquished by: _____ Date: _____ Received by: _____ Date: _____  Relinquished by: _____ Date: _____ Received by: _____ Date: _____
--	---

Turnaround: ASAP 24 hrs. \_\_\_\_\_ 48 hrs. \_\_\_\_\_ 1 week \_\_\_\_\_ 2 weeks \_\_\_\_\_ 4 weeks \_\_\_\_\_ Other \_\_\_\_\_



### CHAIN OF CUSTODY RECORD

Client: <u>MAXY TELM</u> Date: <u>4-7-99</u> Report To: <u>CHET T.</u> Address: <u>G.E. BUILDING 68, PETERSFIELD MA</u> Telephone: _____	Project Name: <u>BUILDING 68</u> Project Number: <u>97405</u> Address: _____ Date Samples Collected: <u>4-7-99</u> By: <u>M. WARREN / C. RAUSHER</u>
--	--

Sampling Information					Analysis Required	# Of Cont.	Type of Cont.	Pres.	Comments: (special instruction, cautions, etc.)
ID#	Date	Time	Location	Sample Type					
43-B	4-7-99	A.M	BIDNG 12	WEPE	PLB	1	40 ml	-	-
43C	↓	↓	↓	↓	↓	↓	↓	-	-
44A	↓	↓	↓	↓	↓	↓	↓	-	-
44B	↓	↓	↓	↓	↓	↓	↓	-	-
44C	↓	↓	↓	↓	↓	↓	↓	-	-
45A	↓	↓	↓	↓	↓	↓	↓	-	-
45B	↓	↓	↓	↓	↓	↓	↓	-	-
45C	↓	↓	↓	↓	↓	↓	↓	-	-
46A	↓	↓	↓	↓	↓	↓	↓	-	-
46B	↓	↓	↓	↓	↓	↓	↓	-	-

REMARKS: (special instructions, sample storage, non-standard sample bottles, etc.)  _____ _____	Relinquished by: <u>C. Rauscher</u> Date: <u>4-7-99</u> Received by: <u>L. Mullett</u> Date: <u>4/7/99</u>  Relinquished by: _____ Date: _____ Received by: _____ Date: _____  Relinquished by: _____ Date: _____ Received by: _____ Date: _____
--	---

Turnaround ASAP 24 hrs.    48 hrs.    1 week    2 weeks    4 weeks    Other \_\_\_\_\_



# CHAIN OF CUSTODY RECORD

Client: <u>MAXY TECH</u> Date: <u>4-7-99</u> Report To: <u>CHET T.</u> Address: <u>GE BUILDING 68, PITTSFIELD, MA.</u> Telephone: _____	Project Name: <u>BUILDING 68</u> Project Number: <u>97405</u> Address: _____ Date Samples Collected: <u>4-7-99</u> By: <u>M. VANNEN / C. RAUSCHER</u>
---	---

Sample Information					Analysis Required	# of Cont.	Type of Cont.	Pres.	Comments: (special instruction, cautions, etc.)
ID#	Date	To	Location	Sample Type					
<u>460</u>	<u>4-7-99</u>	<u>A.M.</u>	<u>BUILDING 12</u>	<u>WIRE</u>	<u>PCB</u>	<u>1</u>	<u>40ml</u>	<u>-</u>	<u>-</u>
<u>TRIP BLANK</u>	<u>↓</u>	<u>↓</u>	<u>↓</u>	<u>↓</u>	<u>↓</u>	<u>1</u>	<u>↓</u>	<u>-</u>	<u>-</u>

REMARKS: (special instructions, sample storage, non-standard sample bottles, etc.)  _____ _____ _____	Relinquished by: <u>C. Rauscher</u> Date: <u>4-7-99</u> Received by: <u>H. Milette</u> Date: <u>4/7/99</u>  Relinquished by: _____ Date: _____ Received by: _____ Date: _____  Relinquished by: _____ Date: _____ Received by: _____ Date: _____
---	---

Turnaround: ASAP 24 hrs. \_\_\_\_\_ 48 hrs. \_\_\_\_\_ 1 week \_\_\_\_\_ 2 weeks \_\_\_\_\_ 4 weeks \_\_\_\_\_ Other \_\_\_\_\_





1801 EAST STREET  
PITTSFIELD, MA 01201  
413 499-3050  
FAX 413 443 0511

# Technical Report

PROJECT NAME - Offsite

prepared for

Maxymillian Technologies, Inc.  
1801 East Street  
Pittsfield, MA 01201

Attention: C. Trzcinski

April 2, 1999



Issue Date  
02 April 99

Report Number  
1999\MAXY\Misc\040199

## LABORATORY SERVICES TECHNICAL REPORT

### PREPARED FOR:

**Maxymillian Technologies, Inc.**  
1801 East Street  
Pittsfield, MA 01201  
(413) 499-3050

Project: Offsite

ATTENTION: C. Trzcinski

Twenty-one (21) wipe samples for PCB analysis and one (1) trip blank were received by the Maxymillian Technologies' Analytical Laboratory on April 1, 1999. An expedited turnaround time was requested.

All samples were analyzed within the method specified maximum allowed holding times. All quality control was within laboratory determined acceptable limits.


All samples are analyzed by EPA approved methodologies. The *MT* analytical laboratory is a MA DEP and NY DOH certified testing facility.

MA Certification Number      M-MA 146

NY Certification Number      11477

Report Reviewed By:

Date:

 \_\_\_\_\_ 4/2/99

John M. Massimiano  
Laboratory Director



Issue Date  
02 April 99

Report Number  
1999\MAXY\Misc\040199

### SAMPLE RECEPTION INFORMATION

Project Oitsite	Purchase Order	Requested TAT ASAP				
Quantity	Matrix	Analysis Method	Description	Collection Date	Preservative	
21	Wipe	8082	PCBs	01 April 99	Cool 4° C	
1	Trip Blank	8082	PCBs	01 April 99	Cool 4° C	

Samples inspected upon receipt by:  
LM

Date Received  
01 April 99



Issue Date  
02 April 99

Report Number  
1999\MAXY\Misc\040199

### ANALYSIS INFORMATION

#### Polychlorinated Biphenyls

Analysis Required EPA Method 8082	Extraction Method Shake	Analyst CR	Instrument GC-ECD		
Sample ID	33A *	33B *	33C *	34A *	MDL
	( $\mu\text{g}/100\text{cm}^2$ )	( $\mu\text{g}/100\text{cm}^2$ )	( $\mu\text{g}/100\text{cm}^2$ )	( $\mu\text{g}/100\text{cm}^2$ )	( $\mu\text{g}/100\text{cm}^2$ )
Parameter PCBs	ND	ND	3.12	ND	1.50

QC Lot:  
0327998082-WIPE

#### Polychlorinated Biphenyls

Analysis Required EPA Method 8082	Extraction Method Shake	Analyst CR	Instrument GC-ECD		
Sample ID	34B *	34C *	35A *	35B *	MDL
	( $\mu\text{g}/100\text{cm}^2$ )	( $\mu\text{g}/100\text{cm}^2$ )	( $\mu\text{g}/100\text{cm}^2$ )	( $\mu\text{g}/100\text{cm}^2$ )	( $\mu\text{g}/100\text{cm}^2$ )
Parameter PCBs	ND	ND	ND	ND	1.50

QC Lot:  
0327998082-WIPE

#### \* SHEETING

MDL = Analytical Method Detection Limit.

ND = Analyte of interest was not detected at the laboratory determined Analytical Method Detection Limit.



Issue Date  
02 April 99

Report Number  
1999\MAXY\Misc\040199

### Polychlorinated Biphenyls

Analysis Required EPA Method 8082	Extraction Method Shake	Analyst CR			Instrument GC-ECD
Sample ID	35C *	36A *	36B *	36C *	MDL
	( $\mu\text{g}/100\text{cm}^2$ )	( $\mu\text{g}/100\text{cm}^2$ )	( $\mu\text{g}/100\text{cm}^2$ )	( $\mu\text{g}/100\text{cm}^2$ )	( $\mu\text{g}/100\text{cm}^2$ )
Parameter PCBs	ND	ND	ND	ND	1.50

QC Lot:  
0327998082-WIPE

### Polychlorinated Biphenyls

Analysis Required EPA Method 8082	Extraction Method Shake	Analyst CR			Instrument GC-ECD
Sample ID	37A *	37B *	37C *	38A *	MDL
	( $\mu\text{g}/100\text{cm}^2$ )	( $\mu\text{g}/100\text{cm}^2$ )	( $\mu\text{g}/100\text{cm}^2$ )	( $\mu\text{g}/100\text{cm}^2$ )	( $\mu\text{g}/100\text{cm}^2$ )
Parameter PCBs	ND	ND	ND	ND	1.50

QC Lot:  
0327998082-WIPE

#### \* SHEETING

MDL = Analytical Method Detection Limit.

ND = Analyte of interest was not detected at the laboratory determined Analytical Method Detection Limit.



Issue Date  
02 April 99

Report Number  
1999MANY Misc040199

### Polychlorinated Biphenyls

Analysis Required EPA Method 8082	Extraction Method Shake	Analyst CR	Instrument GC-ECD		
	Sample ID	38B*	38C *	39A *	MDL
		( $\mu\text{g}/100\text{cm}^2$ )	( $\mu\text{g}/100\text{cm}^2$ )	( $\mu\text{g}/100\text{cm}^2$ )	( $\mu\text{g}/100\text{cm}^2$ )
Parameter PCBs		ND	ND	ND	1.50

QC Lot:  
0327998082-WIPE

### Polychlorinated Biphenyls

Analysis Required EPA Method 8082	Extraction Method Shake	Analyst CR	Instrument GC-ECD		
	Sample ID	39B *	39C *	TRIP BLANK	MDL
		( $\mu\text{g}/100\text{cm}^2$ )	( $\mu\text{g}/100\text{cm}^2$ )	( $\mu\text{g}/100\text{cm}^2$ )	( $\mu\text{g}/100\text{cm}^2$ )
Parameter PCBs		ND	ND	ND	1.50

QC Lot:  
0401998082-WIPE

\* SHEETING

MDL = Analytical Method Detection Limit.

ND = Analyte of interest was not detected at the laboratory determined Analytical Method Detection Limit.



Issue Date  
02 April 99

Report Number  
1999\MAXY\Misc\040199

QC LOT INFORMATION /PCB

QA/QC Lot:	Sample ID	MS/MSD Limit	% Recovery MS	% Recovery MSD	% RPD	RPD Limit
0327998082-Wipe	NA	81-110	93.4%	93.4%	0.00%	7
0401998082-Wipe	NA	79-112	107%	108%	1.59%	7

Note: % Recovery and RPD Limits are determined by demonstrated laboratory performance.

1053



# CHAIN OF CUSTODY RECORD

Client: <u>MAXY TECH</u>	Project Name: <u>BLDG 68</u>
Date: <u>4-1-99</u>	Project Number: <u>97405</u>
Report To: <u>CHET T.</u>	Address: _____
Address: <u>QE BLDG 68, PITTSFIELD, MA</u>	Date Samples Collected: <u>4-1-99</u>
Telephone: _____	By: <u>C. RAUSCHER / M. WARREN.</u>

Sample Information					Analysis Required	# Of Cont.	Type of Cont.	Pres.	Comments: (special instruction, cautions, etc.)
ID#	Date	Time	Location	Sample Type					
33A	4-1-99	A.M	BLDG 12	WIPE	PCB	1	40 mL	None	None
33B						/			
33C						/			
34A						/			
34B						/			
34C						/			
35A						/			
35B						/			
35C						/			
36A						/			

REMARKS: (special instructions, sample storage, non-standard sample bottles, etc.)

Relinquished by: C. Rauscher Date: 4-1-99  
 Received by: L. Milette Date: 4/1/99

Relinquished by: \_\_\_\_\_ Date: \_\_\_\_\_  
 Received by: \_\_\_\_\_ Date: \_\_\_\_\_

Relinquished by: \_\_\_\_\_ Date: \_\_\_\_\_  
 Received by: \_\_\_\_\_ Date: \_\_\_\_\_

Turnaround: ASAP 24 hrs. \_\_\_\_\_ 48 hrs. \_\_\_\_\_ 1 week \_\_\_\_\_ 2 weeks \_\_\_\_\_ 4 weeks \_\_\_\_\_ Other \_\_\_\_\_



20-3



## CHAIN OF CUSTODY RECORD

Client: <u>MAXY TECH</u> Date: <u>4-1-99</u> Report To: <u>CHRISTY</u> Address: <u>QE BLDG 68, PITTSFIELD, MA</u> Telephone: _____	Project Name: <u>BLDG 68</u> Project Number: <u>97405</u> Address: _____ Date Samples Collected: <u>4-1-99</u> By: <u>C. RAUSCHER / M. WARREN</u>
--	---

Sampling Information					Analysis Required	# Of Cont.	Type of Cont.	Pres.	Comments: (special instruction, cautions, etc.)
ID#	Date	Time	Location	Sample Type					
36B	4-1-99	A.M.	BLDG 17	WIPE	PCB	1	40ML	NONE	NONE
36C						1			
37A						1			
37B						1			
37C						1			
38A						1			
38B						1			
38C						1			
39A						1			
39B						1			

REMARKS: (special instructions, sample storage, non-standard sample bottles, etc.)    	Relinquished by: <u>C. Rauscher</u> Date: <u>4-1-99</u> Received by: <u>L. Mellette</u> Date: <u>4/1/99</u>  Relinquished by: _____ Date: _____ Received by: _____ Date: _____  Relinquished by: _____ Date: _____ Received by: _____ Date: _____
--	--

Turnaround: ASAP    24 hrs.    48 hrs.    1 week    2 weeks    4 weeks    Other \_\_\_\_\_



# CHAIN OF CUSTODY RECORD

Client: <u>MARY TECH</u> Date: <u>4-1-99</u> Report To: <u>CHET T.</u> Address: <u>GE BLDG 68, PITTSFIELD, MA</u> Telephone: _____	Project Name: <u>BLDG 68</u> Project Number: <u>97405</u> Address: _____ Date Samples Collected: <u>4-1-99</u> By: <u>C. RAUSCHER / M. WARREN</u>
--	---

Sampling Information					Analysis Required	# Of Cont.	Type of Cont.	Pres.	Comments: (special instruction, cautions, etc.)
ID#	Date	Time	Location	Sample Type					
39C	4-1-99	AM	BLDG-12	WIPE	POB	1	40ml	NONE	NONE
TRIP BLANK						1			

REMARKS: (special instructions, sample storage, non-standard sample bottles, etc.)	Relinquished by: <u>[Signature]</u> Date: <u>4-1-99</u> Received by: <u>[Signature]</u> Date: <u>4/1/99</u>  Relinquished by: _____ Date: _____ Received by: _____ Date: _____  Relinquished by: _____ Date: _____ Received by: _____ Date: _____
--	--

Turnaround: ASAP 24 hrs. \_\_\_\_\_ 48 hrs. \_\_\_\_\_ 1 week \_\_\_\_\_ 2 weeks \_\_\_\_\_ 4 weeks \_\_\_\_\_ Other \_\_\_\_\_



1801 EAST STREET  
PITTSFIELD, MA 01201  
413 499-3050  
FAX 413 443-0511

4405

# Technical Report

PROJECT NAME - Offsite

prepared for

Maxymillian Technologies, Inc.  
1801 East Street  
Pittsfield, MA 01201

Attention: C. Trzcinski

March 29, 1999



Issue Date  
29 March 99

Report Number  
1999\MAXY\Misc\032599#2

## LABORATORY SERVICES TECHNICAL REPORT

### PREPARED FOR:

**Maxymillian Technologies, Inc.**  
1801 East Street  
Pittsfield, MA 01201  
(413) 499-3050

**Project: Offsite**

**ATTENTION: C. Trzcinski**

Twenty-eight (28) wipe samples for PCB analysis and one (1) trip blank were received by the Maxymillian Technologies' Analytical Laboratory on March 25, 1999. An expedited turnaround time was requested.

All samples were analyzed within the method specified maximum allowed holding times. All quality control was within laboratory determined acceptable limits.


All samples are analyzed by EPA approved methodologies. The *MT* analytical laboratory is a MA DEP and NY DOH certified testing facility.

MA Certification Number      M-MA 146

NY Certification Number      11477

Report Reviewed By:

Date:

 3/24/99

John M. Massimiano  
Laboratory Director



Issue Date  
29 March 99

Report Number  
1999\MAXY\Misc\032599#2

### SAMPLE RECEPTION INFORMATION

Project Offsite	Purchase Order	Requested TAT ASAP			
Quantity	Matrix	Analysis Method	Description	Collection Date	Preservative
28	Wipe	8082	PCBs	25 March 99	Cool 4° C
1	Trip Blank	8082	PCBs	25 March 99	Cool 4° C

Samples inspected upon receipt by:  
LM

Date Received  
25 March 99



Issue Date  
29 March 99

Report Number  
1999\MAXY\Misc\032599#2

### ANALYSIS INFORMATION

#### Polychlorinated Biphenyls

Analysis Required EPA Method 8082	Extraction Method Shake	Analyst CR	Instrument GC-ECD		
Sample ID	FT 7 *	FT 8 *	FT 9 *	FT 10 *	MDL
	( $\mu\text{g}/100\text{cm}^2$ )	( $\mu\text{g}/100\text{cm}^2$ )	( $\mu\text{g}/100\text{cm}^2$ )	( $\mu\text{g}/100\text{cm}^2$ )	( $\mu\text{g}/100\text{cm}^2$ )
<b>Parameter</b> PCBs	ND	ND	ND	ND	1.50

QC Lot:  
0324998082-WIPE

#### Polychlorinated Biphenyls

Analysis Required EPA Method 8082	Extraction Method Shake	Analyst CR	Instrument GC-ECD		
Sample ID	FT 11 *	FT 12 *	FT 13 *	FT 14 *	MDL
	( $\mu\text{g}/100\text{cm}^2$ )	( $\mu\text{g}/100\text{cm}^2$ )	( $\mu\text{g}/100\text{cm}^2$ )	( $\mu\text{g}/100\text{cm}^2$ )	( $\mu\text{g}/100\text{cm}^2$ )
<b>Parameter</b> PCBs	ND	ND	ND	ND	1.50

QC Lot:  
0324998082-WIPE

#### \* FRAC TANK

MDL = Analytical Method Detection Limit.

ND = Analyte of interest was not detected at the laboratory determined Analytical Method Detection Limit.



Issue Date  
29 March 99

Report Number  
1999\MAXY\Misc\032599#2

### Polychlorinated Biphenyls

Analysis Required EPA Method 8082	Extraction Method Shake	Analyst CR	Instrument GC-ECD		
Sample ID	FT 15 *	FT 16 *	FT 17 *	FT 18 *	MDL
	( $\mu\text{g}/100\text{cm}^2$ )	( $\mu\text{g}/100\text{cm}^2$ )	( $\mu\text{g}/100\text{cm}^2$ )	( $\mu\text{g}/100\text{cm}^2$ )	( $\mu\text{g}/100\text{cm}^2$ )
Parameter PCBs	ND	ND	ND	ND	1.50

QC Lot:  
0325998082-WIPE

### Polychlorinated Biphenyls

Analysis Required EPA Method 8082	Extraction Method Shake	Analyst CR	Instrument GC-ECD		
Sample ID	FT 19 *	FT 20 *	FT 21 *	FT 22 *	MDL
	( $\mu\text{g}/100\text{cm}^2$ )	( $\mu\text{g}/100\text{cm}^2$ )	( $\mu\text{g}/100\text{cm}^2$ )	( $\mu\text{g}/100\text{cm}^2$ )	( $\mu\text{g}/100\text{cm}^2$ )
Parameter PCBs	ND	ND	ND	ND	1.50

QC Lot:  
0325998082-WIPE

\* FRAC TANK

MDL = Analytical Method Detection Limit.

ND = Analyte of interest was not detected at the laboratory determined Analytical Method Detection Limit.



Issue Date  
29 March 99

Report Number  
1999\MAXY\Misc\032599#2

### Polychlorinated Biphenyls

Analysis Required EPA Method 8082	Extraction Method Shake	Analyst CR	Instrument GC-ECD		
Sample ID	FT 23 *	FT 24 *	FT 25 *	FT 26 *	MDL
	( $\mu\text{g}/100\text{cm}^2$ )	( $\mu\text{g}/100\text{cm}^2$ )	( $\mu\text{g}/100\text{cm}^2$ )	( $\mu\text{g}/100\text{cm}^2$ )	( $\mu\text{g}/100\text{cm}^2$ )
Parameter PCBs	ND	ND	ND	ND	1.50

QC Lot:  
0324998082-WIPE

### Polychlorinated Biphenyls

Analysis Required EPA Method 8082	Extraction Method Shake	Analyst CR	Instrument GC-ECD		
Sample ID	FT 27 *	FT 28 *	FT 29 *	FT 30 *	MDL
	( $\mu\text{g}/100\text{cm}^2$ )	( $\mu\text{g}/100\text{cm}^2$ )	( $\mu\text{g}/100\text{cm}^2$ )	( $\mu\text{g}/100\text{cm}^2$ )	( $\mu\text{g}/100\text{cm}^2$ )
Parameter PCBs	ND	ND	ND	ND	1.50

QC Lot:  
0325998082-WIPE

\* FRAC TANK

MDL = Analytical Method Detection Limit.

ND = Analyte of interest was not detected at the laboratory determined Analytical Method Detection Limit.





Issue Date  
29 March 99

Report Number  
1999\MAXY\Misc\032599#2

### Polychlorinated Biphenyls

Analysis Required EPA Method 8082	Extraction Method Shake	Analyst CR	Instrument GC-ECD		
Sample ID	FT 31 *	FT 32 *	FT 33 *	FT 34 *	MDL
	( $\mu\text{g}/100\text{cm}^2$ )	( $\mu\text{g}/100\text{cm}^2$ )	( $\mu\text{g}/100\text{cm}^2$ )	( $\mu\text{g}/100\text{cm}^2$ )	( $\mu\text{g}/100\text{cm}^2$ )
<b>Parameter</b> PCBs	<b>ND</b>	<b>ND</b>	<b>ND</b>	<b>ND</b>	1.50

QC Lot:  
0325998082-WIPE

### Polychlorinated Biphenyls

Analysis Required EPA Method 8082	Extraction Method Shake	Analyst CR	Instrument GC-ECD		
Sample ID	TRIP BLANK				MDL
	( $\mu\text{g}/100\text{cm}^2$ )				( $\mu\text{g}/100\text{cm}^2$ )
<b>Parameter</b> PCBs	<b>ND</b>				1.50

QC Lot:  
0325998082-WIPE

\* FRAC TANK

MDL = Analytical Method Detection Limit.

ND = Analyte of interest was not detected at the laboratory determined Analytical Method Detection Limit.



Issue Date  
29 March 99

Report Number  
1999\MAXY\Misc\032599#2

QC LOT INFORMATION /PCB

---

QA/QC Lot:	Sample ID	MS/MSD Limit	% Recovery MS	% Recovery MSD	% RPD	RPD Limit
0324998082-Wipe	NA	81-110	96.0%	96.0%	0.00%	5
0325998082-Wipe	NA	81-110	93.4%	94.2%	0.908%	7

---

Note: % Recovery and RPD Limits are determined by demonstrated laboratory performance.



# CHAIN OF CUSTODY RECORD

1063

Client: <u>maxy tech</u> Date: <u>3-25-99</u> Report To: <u>Chet Trzcinski</u> Address: <u>BLD 68 site trailer</u> Telephone: <u>494-3587</u>	Project Name: <u>BLD 68</u> Project Number: <u>97405</u> Address: <u>2 E BLD 68 Pittsfield</u> Date Samples Collected: <u>3-25-99</u> By: <u>Keith Noz</u>
---	--

Sampling Information					Analysis Required	# Of Cont.	Type of Cont.	Pres.	Comments: (special instruction, cautions, etc.)
ID#	Date	Time	Location	Sample Type					
FT 7	3-25-99	827	fuel tank	wipe	OCB	1	VCA	hex	
FT 8		830							
FT 9		833							
FT 10		836							
FT 11		839							
FT 12		842							
FT 13		845							
FT 14		848							
FT 15		851							
FT 16		854							

REMARKS: (special instructions, sample storage, non-standard sample bottles, etc.)	Relinquished by: <u>Keith Noz</u> Date: <u>3-25-99</u> Received by: <u>h. melle</u> Date: <u>3/25/99</u>  Relinquished by: _____ Date: _____ Received by: _____ Date: _____  Relinquished by: _____ Date: _____ Received by: _____ Date: _____
--	---

Turnaround: 24 hrs.  48 hrs. \_\_\_\_\_ 1 week \_\_\_\_\_ 2 weeks \_\_\_\_\_ 4 weeks \_\_\_\_\_ Other \_\_\_\_\_



# CHAIN OF CUSTODY RECORD

203

Client: <u>maxy tech</u> Date: <u>3-25-99</u> Report To: <u>Chet Firsiroti</u> Address: <u>BLO 68 site trailer</u> Telephone: <u>494-3587</u>	Project Name: <u>BLO 68</u> Project Number: <u>97405</u> Address: <u>BLO 68 Pittsfield</u> Date Samples Collected: <u>3-25-99</u> By: <u>Keith Noy</u>
---	--

Sampling Information					Analysis Required	# Of Cont.	Type of Cont.	Pres.	Comments: (special instruction, cautions, etc.)
ID#	Date	Time	Location	Sample Type					
FT 17	3-25-99	8:57	fire tank	wipe	PCB	1	UOA	ref	
FT 18		9:00							
FT 19		9:03							
FT 20		9:06							
FT 21		9:09							
FT 22		9:12							
FT 23		9:15							
FT 24		9:18							
FT 25		9:21							
FT 26		9:24							

REMARKS: (special instructions, sample storage, non-standard sample bottles, etc.)	Relinquished by: <u>Keith Noy</u> Date: <u>3-25-99</u> Received by: <u>L. Mullett</u> Date: <u>3/25/99</u>  Relinquished by: _____ Date: _____ Received by: _____ Date: _____  Relinquished by: _____ Date: _____ Received by: _____ Date: _____
--	---

Turnaround: 24 hrs  48 hrs \_\_\_\_\_ 1 week \_\_\_\_\_ 2 weeks \_\_\_\_\_ 4 weeks \_\_\_\_\_ Other \_\_\_\_\_



# CHAIN OF CUSTODY RECORD

30-3

Client: <u>max tech</u> Date: <u>3-25-99</u> Report To: <u>Chet Trzcinski</u> Address: <u>BLO 68 site trailer</u> Telephone: <u>494-3587</u>	Project Name: <u>BLO 68</u> Project Number: <u>97405</u> Address: <u>BLO 68 Pittsfield</u> Date Samples Collected: <u>3-25-99</u> By: <u>Kelth Nooy</u>
--	---

Sampling Information					Analysis Required	# Of Cont.	Type of Cont.	Pres.	Comments: (special instruction, cautions, etc.)
ID#	Date	Time	Location	Sample Type					
FT 27	3-25-99	927	fuel tank	wipe	PCB	1	VOA	hex	
FT 28		930							
FT 29		933							
FT 30		936							
FT 31		939							
FT 32		942							
FT 33		945							
FT 34		948							
TB 1	3-25-99	700	lab	wipe	PCB	1	VOA	hex	

REMARKS: (special instructions, sample storage, non-standard sample bottles, etc.)	Relinquished by: <u>Kelth Nooy</u> Date: <u>3-25-99</u> Received by: _____ Date: _____  Relinquished by: _____ Date: _____ Received by: _____ Date: _____  Relinquished by: _____ Date: _____ Received by: _____ Date: _____
--	---

Turnaround: 24 hrs. X 48 hrs. \_\_\_\_\_ 1 week \_\_\_\_\_ 2 weeks \_\_\_\_\_ 4 weeks \_\_\_\_\_ Other \_\_\_\_\_



1801 EAST STREET  
PITTSFIELD, MA 01201  
413 499-3050  
FAX 413 443-0511

3/14/99

# Technical Report

PROJECT NAME - Offsite

prepared for

Maxymillian Technologies, Inc.  
1801 East Street  
Pittsfield, MA 01201

Attention: C. Trzcinski

March 29, 1999



Issue Date  
29 March 99

Report Number  
1999\MAXY\Misc\032599#1

## LABORATORY SERVICES TECHNICAL REPORT

### PREPARED FOR:

**Maxymillian Technologies, Inc.**  
1801 East Street  
Pittsfield, MA 01201  
(413) 499-3050

**Project: Offsite**

**ATTENTION: C. Trzcinski**

Twenty-one (21) wipe samples for PCB analysis and one (1) trip blank were received by the Maxymillian Technologies' Analytical Laboratory on March 25, 1999. An expedited turnaround time was requested.

All samples were analyzed within the method specified maximum allowed holding times. All quality control was within laboratory determined acceptable limits.


All samples are analyzed by EPA approved methodologies. The *MT* analytical laboratory is a MA DEP and NY DOH certified testing facility.

MA Certification Number      M-MA 146

NY Certification Number      11477

Report Reviewed By:

Date:

 3/29/99

John M. Massimiano  
Laboratory Director



Issue Date  
29 March 99

Report Number  
1999-MAXY\Misc\032599#1

### SAMPLE RECEPTION INFORMATION

Project Offsite	Purchase Order	Requested TAT ASAP			
Quantity	Matrix	Analysis Method	Description	Collection Date	Preservative
21	Wipe	8082	PCBs	25 March 99	Cool 4° C
1	Trip Blank	8082	PCBs	25 March 99	Cool 4° C

Samples inspected upon receipt by.  
LM

Date Received  
25 March 99





Issue Date  
29 March 99

Report Number  
1999\MAXY\Misc\032599#1

### ANALYSIS INFORMATION

#### Polychlorinated Biphenyls

Analysis Required EPA Method 8082	Extraction Method Shake	Analyst CR	Instrument GC-ECD		
Sample ID	26A *	26B *	26C *	27A *	MDL
	( $\mu\text{g}/100\text{cm}^2$ )	( $\mu\text{g}/100\text{cm}^2$ )	( $\mu\text{g}/100\text{cm}^2$ )	( $\mu\text{g}/100\text{cm}^2$ )	( $\mu\text{g}/100\text{cm}^2$ )
Parameter PCBs	ND	ND	ND	ND	1.50

QC Lot:  
0326998082-WIPE

#### Polychlorinated Biphenyls

Analysis Required EPA Method 8082	Extraction Method Shake	Analyst CR	Instrument GC-ECD		
Sample ID	27B *	27C *	28A *	28B *	MDL
	( $\mu\text{g}/100\text{cm}^2$ )	( $\mu\text{g}/100\text{cm}^2$ )	( $\mu\text{g}/100\text{cm}^2$ )	( $\mu\text{g}/100\text{cm}^2$ )	( $\mu\text{g}/100\text{cm}^2$ )
Parameter PCBs	ND	ND	ND	ND	1.50

QC Lot:  
0326998082-WIPE

#### \* SHEETING

MDL = Analytical Method Detection Limit.

ND = Analyte of interest was not detected at the laboratory determined Analytical Method Detection Limit.



Issue Date  
29 March 99

Report Number  
1999\MAXY\Misc\032599#1

### Polychlorinated Biphenyls

Analysis Required EPA Method 8082	Extraction Method Shake	Analyst CR	Instrument GC-ECD		
Sample ID	28C *	29A *	29B *	29C *	MDL
	( $\mu\text{g}/100\text{cm}^2$ )	( $\mu\text{g}/100\text{cm}^2$ )	( $\mu\text{g}/100\text{cm}^2$ )	( $\mu\text{g}/100\text{cm}^2$ )	( $\mu\text{g}/100\text{cm}^2$ )
Parameter PCBs	ND	ND	ND	ND	1.50

QC Lot:  
0326998082-WIPE

### Polychlorinated Biphenyls

Analysis Required EPA Method 8082	Extraction Method Shake	Analyst CR	Instrument GC-ECD		
Sample ID	30A *	30B *	30C *	31A *	MDL
	( $\mu\text{g}/100\text{cm}^2$ )	( $\mu\text{g}/100\text{cm}^2$ )	( $\mu\text{g}/100\text{cm}^2$ )	( $\mu\text{g}/100\text{cm}^2$ )	( $\mu\text{g}/100\text{cm}^2$ )
Parameter PCBs	ND	ND	ND	ND	1.50

QC Lot:  
0326998082-WIPE

#### \* SHEETING

MDL = Analytical Method Detection Limit.

ND = Analyte of interest was not detected at the laboratory determined Analytical Method Detection Limit.



Issue Date  
29 March 99

Report Number  
1999\MAXY\Misc\032599#1

### Polychlorinated Biphenyls

Analysis Required EPA Method 8082	Extraction Method Shake	Analyst CR	Instrument GC-ECD		
Sample ID	31B*	31C *	32A *	32B *	MDL
	( $\mu\text{g}/100\text{cm}^2$ )	( $\mu\text{g}/100\text{cm}^2$ )	( $\mu\text{g}/100\text{cm}^2$ )	( $\mu\text{g}/100\text{cm}^2$ )	( $\mu\text{g}/100\text{cm}^2$ )
Parameter PCBs	ND	ND	ND	ND	1.50

QC Lot:  
0326998082-WIPE

### Polychlorinated Biphenyls

Analysis Required EPA Method 8082	Extraction Method Shake	Analyst CR	Instrument GC-ECD		
Sample ID	32C *	TRIP BLANK			MDL
	( $\mu\text{g}/100\text{cm}^2$ )	( $\mu\text{g}/100\text{cm}^2$ )			( $\mu\text{g}/100\text{cm}^2$ )
Parameter PCBs	ND	ND			1.50

QC Lot:  
0327998082-WIPE

\* SHEETING

MDL = Analytical Method Detection Limit.

ND = Analyte of interest was not detected at the laboratory determined Analytical Method Detection Limit.



Issue Date  
29 March 99

Report Number  
1999\MAXY\Misc\032599#1

QC LOT INFORMATION /PCB

---

QA/QC Lot:	Sample ID	MS/MSD Limit	% Recovery MS	% Recovery MSD	% RPD	RPD Limit
0326998082-Wipe	NA	80-110	91.6%	100%	8.89%	7
0327998082-Wipe	NA	81-110	93.4%	93.4%	0.00%	7

---

Note: % Recovery and RPD Limits are determined by demonstrated laboratory performance.



## CHAIN OF CUSTODY RECORD

Client: <u>MAXY TECH</u> Date: <u>3-25-99</u> Report To: <u>CHET T.</u> Address: <u>GE BLDG 68, PITTSFIELD, MA.</u> Telephone: _____	Project Name: <u>BLDG # 68</u> Project Number: <u>97405</u> Address: _____ Date Samples Collected: <u>3-25-99</u> By: <u>C. RAUSCHER / M. WARREN</u>
--	--

Sampling Information					Analysis Required	# Of Cont.	Type of Cont.	Pres.	Comments: (special instruction, cautions, etc.)
ID#	Date	Time	Location	Sample Type					
26A	3-25-99	A.M.	BLDG-12	WIPE	PCB	1	40mL	W/VE	NONE
26B									
26C									
27A									
27B									
27C									
28A									
28B									
28C									
29A									

REMARKS: (special instructions, sample storage, non-standard sample bottles, etc.)  <u>① - SHEETING</u>	Relinquished by: <u>G. Rauscher</u> Date: <u>3-25-99</u> Received by: <u>Lucy Melillo</u> Date: <u>3/25/99</u>  Relinquished by: _____ Date: _____ Received by: _____ Date: _____  Relinquished by: _____ Date: _____ Received by: _____ Date: _____
---	---

Turnaround: ASAP 24 hrs.    48 hrs.    1 week    2 weeks    4 weeks    Other \_\_\_\_\_

PAGE 2 OF 3  
E



## CHAIN OF CUSTODY RECORD

Client: <u>MAXY TECH</u> Date: <u>3-25-99</u> Report To: <u>CHEF T.</u> Address: <u>GE BLDG 65, PITSFIELD, MA</u> Telephone: _____	Project Name: <u>BLDG #65</u> Project Number: <u>97405</u> Address: _____ Date Samples Collected: <u>3-25-99</u> By: <u>C. RAUSCHER / M. WARREN</u>
--	---

Sampling Information					Analysis Required	# Of Cont.	Type of Cont.	Pres.	Comments: (special instruction, cautions, etc.)
ID#	Date	Time	Location	Sample Type					
29B ①	3-25-99	A.M.	BLDG-12	WIFE	PCB	1	40ML	NONE	NONE
29C									
30A									
30B									
30C									
31A									
31B									
31C									
32A									
32B									

REMARKS: (special instructions, sample storage, non-standard sample bottles, etc.)

① - SHEETING

Relinquished by: <u>C. Rauscher</u>	Date: <u>3-25-99</u>
Received by: <u>Ducy Mittle</u>	Date: <u>3/25/99</u>
Relinquished by: _____	Date: _____
Received by: _____	Date: _____
Relinquished by: _____	Date: _____
Received by: _____	Date: _____

Turnaround ASAP    24 hrs.    48 hrs.    1 week    2 weeks    4 weeks    Other



## CHAIN OF CUSTODY RECORD

Client: <u>MARY TECH</u> Date: <u>3-25-99</u> Report To: <u>CHET. T.</u> Address: <u>OE BLDG 68, PITTSFIELD, MA.</u> Telephone: _____	Project Name: <u>BLDG#68</u> Project Number: <u>97405</u> Address: _____ Date Samples Collected: <u>3-25-99</u> By: <u>C. RAUSCHER/M. WARREN</u>
---	--

Sampling Information					Analysis Required	# Of Cont.	Type of Cont.	Pres.	Comments: (special instruction, cautions, etc.)
Lot	Date	Time	Location	Sample Type					
320 ①	3-25-99	A.M.	BLDG-12	WIPE	PCB	1	HOME	NONE	NONE
TRIP BLANK	↓	↓	↓	↓	↓	1	↓	↓	↓

REMARKS: (special instructions, sample storage, non-standard sample bottles, etc.) <u>① - SHEETING</u>	Relinquished by: <u>C. Rauscher</u> Date: <u>3-25-99</u> Received by: <u>Billy Mittle</u> Date: <u>3/25/99</u>  Relinquished by: _____ Date: _____ Received by: _____ Date: _____  Relinquished by: _____ Date: _____ Received by: _____ Date: _____
---	---

Turnaround: ASAP 24 hrs. \_\_\_\_\_ 48 hrs. \_\_\_\_\_ 1 week \_\_\_\_\_ 2 weeks \_\_\_\_\_ 4 weeks \_\_\_\_\_ Other \_\_\_\_\_



1801 EAST STREET  
PITTSFIELD, MA 01201  
413 499-3050  
FAX 413 443-0511

# Technical Report

PROJECT NAME & NUMBER - Offsite- 97405

prepared for

Maxymillian Technologies, Inc.  
1801 East Street  
Pittsfield, MA 01201

Attention: C. Trzcinski

March 12, 1999





Issue Date  
12 March 99

Report Number  
1999\MAXY\Misc.031099

## LABORATORY SERVICES TECHNICAL REPORT

### PREPARED FOR:

Maxymillian Technologies, Inc.  
1801 East Street  
Pittsfield, MA 01201  
(413) 499-3050

Project: Bldg. 68 - 97405

ATTENTION: C. Trzcinski

Nine (9) wipe samples for PCB analysis and one (1) trip blank were received by the Maxymillian Technologies' Analytical Laboratory on March 10, 1999. An expedited turnaround time was requested.

All samples were analyzed within the method specified maximum allowed holding times. All quality control was within laboratory determined acceptable limits.


All samples are analyzed by EPA approved methodologies. The *MT* analytical laboratory is a MA DEP and NY DOH certified testing facility.

MA Certification Number M-MA 146

NY Certification Number 11477

Report Reviewed By:

Date:

 3/12/99

John M. Massimiano  
Laboratory Director



Issue Date  
12 March 99

Report Number  
1999\MAXY\Misc\031099

### SAMPLE RECEPTION INFORMATION

Project	Purchase Order	Requested TAT			
97405		ASAP			
Quantity	Matrix	Analysis Method	Description	Collection Date	Preservative
9	Wipe	8082	PCBs	10 March 99	Cool 4° C
1	Trip Blank	8082	PCBs	10 March 99	Cool 4° C

Samples inspected upon receipt by:  
LM

Date Received  
10 March 99



Issue Date  
12 March 99

Report Number  
1999\MAXY\Misc\031099

### ANALYSIS INFORMATION

#### Polychlorinated Biphenyls

Analysis Required EPA Method 8082	Extraction Method Shake	Analyst CR	Instrument GC-ECD		
Sample ID	11AR *	12CR *	12BR *	17AR *	MDL
Parameter	( $\mu\text{g}/100\text{cm}^2$ )	( $\mu\text{g}/100\text{cm}^2$ )	( $\mu\text{g}/100\text{cm}^2$ )	( $\mu\text{g}/100\text{cm}^2$ )	( $\mu\text{g}/100\text{cm}^2$ )
PCBs	ND	ND	ND	ND	1.50

QC Lot:  
0310998082-WIPE

#### Polychlorinated Biphenyls

Analysis Required EPA Method 8082	Extraction Method Shake	Analyst CR	Instrument GC-ECD		
Sample ID	17CR *	16AR *	16BR *	4A5R *	MDL
Parameter	( $\mu\text{g}/100\text{cm}^2$ )	( $\mu\text{g}/100\text{cm}^2$ )	( $\mu\text{g}/100\text{cm}^2$ )	( $\mu\text{g}/100\text{cm}^2$ )	( $\mu\text{g}/100\text{cm}^2$ )
PCBs	ND	ND	ND	ND	1.50

QC Lot:  
0310998082-WIPE

#### \* SHEETS

MDL = Analytical Method Detection Limit.

ND = Analyte of interest was not detected at the laboratory determined Analytical Method Detection Limit.



Issue Date  
03 March 99

Report Number  
1999MAXY\Misc\031099

### Polychlorinated Biphenyls

Analysis Required EPA Method 8082	Extraction Method Shake	Analyst CR	Instrument GC-ECD
Sample ID	4C5R *		MDL
Parameter PCBs	( $\mu\text{g}/100\text{cm}^2$ ) ND		( $\mu\text{g}/100\text{cm}^2$ ) 1.50

QC Lot:  
0310998082-WIPE

### Polychlorinated Biphenyls

Analysis Required EPA Method 8082	Extraction Method Shake	Analyst CR	Instrument GC-ECD
Sample ID	TRIP BLANK		MDL
Parameter PCBs	( $\mu\text{g}/100\text{cm}^2$ ) ND		( $\mu\text{g}/100\text{cm}^2$ ) 1.50

QC Lot:  
00302998082-WIPE

#### \* SHEETS

MDL = Analytical Method Detection Limit.

ND = Analyte of interest was not detected at the laboratory determined Analytical Method Detection Limit.



Issue Date  
12 March 99

Report Number  
1999\MAXY\Misc\031099

QC LOT INFORMATION /PCB

---

QA/QC Lot:	Sample ID	MS/MSD Limit	% Recovery MS	% Recovery MSD	% RPD	RPD Limit
0310998082-Wipe	NA	81-110	101%	97.5%	3.65%	6

---

Note: % Recovery and RPD Limits are determined by demonstrated laboratory performance.



## CHAIN OF CUSTODY RECORD

Client: <u>MAXY. TECH INC</u> Date: <u>3/10/99</u> Report To: <u>Chet. T.</u> Address: <u>1301 EAST ST.</u> Telephone: <u>479-3050</u>	Project Name: <u>Buckley 68</u> Project Number: <u>97405</u> Address: <u>G.E. Bld. 12 (CARWASH)</u> Date Samples Collected: <u>3/10/99</u> By: <u>KEITH HOAG / BRIAN HART</u>
--	---

Sampling Information					Analysis Required	# Of Cont.	Type of Cont.	Pres.	Comments: (special instruction, cautions, etc.)
ID#	Date	Time	Location	Sample Type					
11AR	3-10-99	1:30	SHEETINGS	PCB WIPE	PCB	1	40ml	HEXANE	
12CR	"	1:35	"	"	"	1	"	"	
12BR	"	1:37	"	"	"	1	"	"	
17AR	"	1:40	"	"	"	1	"	"	
17CR	"	1:42	"	"	"	1	"	"	
16AR	"	1:45	"	"	"	1	"	"	
16BR	"	1:47	"	"	"	1	"	"	
4ASR	"	1:50	"	"	"	1	"	"	
4CSR	"	1:52	"	"	"	1	"	"	
TRIP BLANK	"	8:00	-	-	"	1	"	"	

REMARKS: (special instructions, sample storage, non-standard sample bottles, etc.)	Relinquished by: <u>Keith Hoag</u> Date: <u>3/10/99</u> Received by: <u>L. Mullett</u> Date: <u>3/10/99</u>  Relinquished by: _____ Date: _____ Received by: _____ Date: _____  Relinquished by: _____ Date: _____ Received by: _____ Date: _____
--	--

Turnaround: 24 hrs  48 hrs \_\_\_\_\_ 1 week \_\_\_\_\_ 2 weeks \_\_\_\_\_ 4 weeks \_\_\_\_\_ Other \_\_\_\_\_



1801 EAST STREET  
PITTSFIELD, MA 01201  
413 499-3250  
FAX 413 443-0111

# Technical Report

PROJECT NAME & NUMBER - Offsite- 97405

prepared for

Maxymillian Technologies, Inc.  
1801 East Street  
Pittsfield, MA 01201

Attention: C. Trzcinski

March 12, 1999



Issue Date  
12 March 99

Report Number  
1999\MAXY\Misc\031299

## LABORATORY SERVICES TECHNICAL REPORT

PREPARED FOR:

**Maxymillian Technologies, Inc.**  
1801 East Street  
Pittsfield, MA 01201  
(413) 499-3050

Project: Bldg. 68 - 97405

ATTENTION: C. Trzcinski

Five (5) wipe samples for PCB analysis and one (1) trip blank were received by the Maxymillian Technologies' Analytical Laboratory on March 12, 1999. An expedited turnaround time was requested.

All samples were analyzed within the method specified maximum allowed holding times. All quality control was within laboratory determined acceptable limits.


All samples are analyzed by EPA approved methodologies. The *MT* analytical laboratory is a MA DEP and NY DOH certified testing facility.

MA Certification Number      M-MA 146

NY Certification Number      11477

Report Reviewed By:

Date:

 3/12/99

John M. Massimiano  
Laboratory Director





Issue Date  
12 March 99

Report Number  
1999\MAXY\Misc\031299

SAMPLE RECEPTION INFORMATION

Project	Purchase Order	Requested TAT				
97405		ASAP				
Quantity	Matrix	Analysis Method	Description	Collection Date	Preservative	
5	Wipe	8082	PCBs	12 March 99	Cool 4° C	
1	Trip Blank	8082	PCBs	12 March 99	Cool 4° C	

Samples inspected upon receipt by:  
LM

Date Received  
12 March 99



Issue Date  
12 March 99

Report Number  
1999\MAXY\Misc\031299

### ANALYSIS INFORMATION

#### Polychlorinated Biphenyls

Analysis Required EPA Method 8082	Extraction Method Shake	Analyst CR	Instrument GC-ECD		
Sample ID	FT 1 R1 *	FT 2 R1 *	FT 3 R1 *	FT 4 R1 *	MDL
	( $\mu\text{g}/100\text{cm}^2$ )	( $\mu\text{g}/100\text{cm}^2$ )	( $\mu\text{g}/100\text{cm}^2$ )	( $\mu\text{g}/100\text{cm}^2$ )	( $\mu\text{g}/100\text{cm}^2$ )
Parameter PCBs	ND	ND	ND	ND	1.50

QC Lot:  
0302998082-WIPE

#### Polychlorinated Biphenyls

Analysis Required EPA Method 8082	Extraction Method Shake	Analyst CR	Instrument GC-ECD	
Sample ID	FT 5 R1 *	FT 6 R1 *	MDL	
	( $\mu\text{g}/100\text{cm}^2$ )	( $\mu\text{g}/100\text{cm}^2$ )	( $\mu\text{g}/100\text{cm}^2$ )	
Parameter PCBs	ND	ND	1.50	

QC Lot:  
0310998082-WIPE

#### \* FRAC TANK

MDL = Analytical Method Detection Limit.

ND = Analyte of interest was not detected at the laboratory determined Analytical Method Detection Limit.



Issue Date  
12 March 99

Report Number  
1999\MAXY\Misc\031299

### Polychlorinated Biphenyls

Analysis Required EPA Method 8082	Extraction Method Shake	Analyst CR	Instrument GC-ECD
Sample ID	TRIP BLANK		MDL
Parameter	( $\mu\text{g}/100\text{cm}^2$ )		( $\mu\text{g}/100\text{cm}^2$ )
PCBs	ND		1.50

QC Lot:  
0310998082-WIPE

MDL = Analytical Method Detection Limit.

ND = Analyte of interest was not detected at the laboratory determined Analytical Method Detection Limit.



Issue Date  
12 March 99

Report Number  
1999MAXYMisc031299

QC LOT INFORMATION /PCB

---

QA/QC Lot:	Sample ID	MS/MSD Limit	% Recovery MS	% Recovery MSD	% RPD	RPD Limit
0310998082-Wipe	NA	81-110	101%	97.5%	3.65%	6

---

Note: % Recovery and RPD Limits are determined by demonstrated laboratory performance.



## CHAIN OF CUSTODY RECORD

Client: <u>DE</u> Date: <u>3-12-99</u> Report To: <u>Det J. Scieszka</u> Address: <u>BLD 68</u> Telephone: <u>494-</u>	Project Name: <u>BLD 68 fire tank</u> Project Number: <u>97405</u> Address: <u>BLD 68</u> Date Samples Collected: <u>3-12-99</u> By: <u>Keith Harty</u>
--	---

Sampling Information					Analysis Required	# Of Cont.	Type of Cont.	Pres.	Comments: (special instruction, cautions, etc.)
ID#	Date	Time	Location	Sample Type					
TB 2	3-12-99		FRAC tank	wide	BCB	1	VCA	hex	
FTR1	↓		↓	↓	↓	↓	↓	↓	
F2R1	↓		↓	↓	↓	↓	↓	↓	
F3R1	↓		↓	↓	↓	↓	↓	↓	
F4R1	↓		↓	↓	↓	↓	↓	↓	
F5R1	↓		↓	↓	↓	↓	↓	↓	
F6R1	↓		↓	↓	↓	↓	↓	↓	

REMARKS: (special instructions, sample storage, non-standard sample bottles, etc.)	Relinquished by: <u>Keith Harty</u> Date: <u>3-12-99</u> Received by: <u>L. Mullette</u> Date: <u>3/12/99</u>  Relinquished by: _____ Date: _____ Received by: _____ Date: _____  Relinquished by: _____ Date: _____ Received by: _____ Date: _____
--	--

Turnaround: 24 hrs.  48 hrs. \_\_\_\_\_ 1 week \_\_\_\_\_ 2 weeks \_\_\_\_\_ 4 weeks \_\_\_\_\_ Other \_\_\_\_\_



1801 EAST STREET  
PITTSFIELD, MA 01201  
413 499-3050  
FAX 413 443-0511

# Technical Report

PROJECT NAME & NUMBER - Offsite- 97405

prepared for

Maxymillian Technologies, Inc.  
1801 East Street  
Pittsfield, MA 01201

Attention: C. Trzcinski

March 10, 1999



Issue Date  
10 March 99

Report Number  
1999\MAXY\Misc\030999

## LABORATORY SERVICES TECHNICAL REPORT

### PREPARED FOR:

**Maxymillian Technologies, Inc.**  
1801 East Street  
Pittsfield, MA 01201  
(413) 499-3050

Project: Bldg. 68 - 97405

ATTENTION: C. Trzcinski

Six (6) wipe samples for PCB analysis and one (1) trip blank were received by the Maxymillian Technologies' Analytical Laboratory on March 9, 1999. An expedited turnaround time was requested.

All samples were analyzed within the method specified maximum allowed holding times. All quality control was within laboratory determined acceptable limits.


All samples are analyzed by EPA approved methodologies. The *MT* analytical laboratory is a MA DEP and NY DOH certified testing facility.

MA Certification Number      M-MA 146

NY Certification Number      11477

Report Reviewed By:

Date:

 3/10/99

John M. Massimiano  
Laboratory Director



Issue Date  
10 March 99

Report Number  
1999MAXYMisc030999

SAMPLE RECEPTION INFORMATION

Project	Purchase Order	Requested TAT			
97405		ASAP			
Quantity	Matrix	Analysis Method	Description	Collection Date	Preservative
6	Wipe	8082	PCBs	09 March 99	Cool 4° C
1	Trip Blank	8082	PCBs	09 March 99	Cool 4° C

Samples inspected upon receipt by:  
LM

Date Received  
09 March 99





Issue Date  
10 March 99

Report Number  
1999\MAXY\Misc\030999

### ANALYSIS INFORMATION

#### Polychlorinated Biphenyls

Analysis Required EPA Method 8082	Extraction Method Shake	Analyst CR	Instrument GC-ECD		
Sample ID	FT 1 *	FT 2 *	FT 3 *	FT 4 *	MDL
	( $\mu\text{g}/100\text{cm}^2$ )	( $\mu\text{g}/100\text{cm}^2$ )	( $\mu\text{g}/100\text{cm}^2$ )	( $\mu\text{g}/100\text{cm}^2$ )	( $\mu\text{g}/100\text{cm}^2$ )
<b>Parameter</b> PCBs	8.55	4.17	10.5	7.23	1.50

QC Lot:  
0302998082-WIPE

#### Polychlorinated Biphenyls

Analysis Required EPA Method 8082	Extraction Method Shake	Analyst CR	Instrument GC-ECD		
Sample ID	FT 5 *	FT 6 *			MDL
	( $\mu\text{g}/100\text{cm}^2$ )	( $\mu\text{g}/100\text{cm}^2$ )			( $\mu\text{g}/100\text{cm}^2$ )
<b>Parameter</b> PCBs	7.86	17.9			1.50

QC Lot:  
0302998082-WIPE

#### \* FRAC TANK

MDL = Analytical Method Detection Limit.

ND = Analyte of interest was not detected at the laboratory determined Analytical Method Detection Limit.



Issue Date  
10 March 99

Report Number  
1999-MAXY-Misc-030999

### Polychlorinated Biphenyls

Analysis Required  
EPA Method 8082

Extraction Method  
Shake

Analyst  
CR

Instrument  
GC-ECD

Sample ID	TRIP BLANK	MDL
Parameter	( $\mu\text{g}/100\text{cm}^2$ )	( $\mu\text{g}/100\text{cm}^2$ )
PCBs	ND	1.50

QC Lot:  
00302998082-WIPE

MDL = Analytical Method Detection Limit.

ND = Analyte of interest was not detected at the laboratory determined Analytical Method Detection Limit.



Issue Date  
03 March 99

Report Number  
1999MAXYMisc030199

QC LOT INFORMATION /PCB

---

QA/QC Lot:	Sample ID	MS/MSD Limit	% Recovery MS	% Recovery MSD	% RPD	RPD Limit
0302998082-Wipe	NA	80-110	97.4%	95.9%	1.67%	6

---

Note: % Recovery and RPD Limits are determined by demonstrated laboratory performance.



## CHAIN OF CUSTODY RECORD

Client: <u>noisy tech</u> Date: <u>3-9-99</u> Report To: <u>chet J. Vincinichi</u> Address: <u>BLD 68</u> Telephone: <u><del>494</del> 494-3587</u>	Project Name: <u>BLD 68</u> Project Number: <u>97405</u> Address: <u>BLD 68 AE</u> Date Samples Collected: <u>3-9-99</u> By: <u>Keith Hooze</u>
---	---

Sampling Information					Analysis Required	# Of Cont	Type of Cont	Pres	Comments: (special instruction, cautions, etc.)
ID#	Date	Time	Location	Sample Type					
FT 1	3-9-99	3:50	brk rm	wipe	PCB	2	VQA	tox	
FT 2	↓	3:55	↓	↓	↓	↓	↓	↓	
FT 3	↓	4:00	↓	↓	↓	↓	↓	↓	
FT 4	↓	4:05	↓	↓	↓	↓	↓	↓	
FT 5	↓	4:10	↓	↓	↓	↓	↓	↓	
FT 6	↓	4:15	↓	↓	↓	↓	↓	↓	
FB 1	↓	3:30	↓	↓	↓	↓	↓	↓	

REMARKS: (special instructions, sample storage, non-standard sample bottles, etc.)	Relinquished by: <u>Keith Hooze</u> Date: <u>3-9-99</u> Received by: <u>Hamlette</u> Date: <u>3/9/99</u>  Relinquished by: _____ Date: _____ Received by: _____ Date: _____  Relinquished by: _____ Date: _____ Received by: _____ Date: _____
--	---

Turnaround: 24 hrs.  48 hrs. \_\_\_\_\_ 1 week \_\_\_\_\_ 2 weeks \_\_\_\_\_ 4 weeks \_\_\_\_\_ Other \_\_\_\_\_



1801 EAST STREET  
PITTSFIELD, MA 01201  
413 499-0050  
FAX 413 443-0511

# Technical Report

PROJECT NAME & NUMBER - Offsite- 97405

prepared for

Maxymillian Technologies, Inc.  
1801 East Street  
Pittsfield, MA 01201

Attention: C. Trzcinski

March 3, 1999



Issue Date  
03 March 99

Report Number  
1999\MAXY\Misc\030199

## LABORATORY SERVICES TECHNICAL REPORT

### PREPARED FOR:

**Maxymillian Technologies, Inc.**  
**1801 East Street**  
**Pittsfield, MA 01201**  
**(413) 499-3050**

**Project: Bldg. 68 - 97405**

**ATTENTION: C. Trzcinski**

Twenty-four (24) wipe samples for PCB analysis and one (1) trip blank were received by the Maxymillian Technologies' Analytical Laboratory on March 1, 1999. An expedited turnaround time was requested.

All samples were analyzed within the method specified maximum allowed holding times. All quality control was within laboratory determined acceptable limits.


All samples are analyzed by EPA approved methodologies. The *MT* analytical laboratory is a MA DEP and NY DOH certified testing facility.

MA Certification Number      M-MA 146

NY Certification Number      11477

Report Reviewed By:

Date:

 3/3/99

John M. Massimiano  
Laboratory Director



Issue Date  
03 March 99

Report Number  
1999\MAXY\Misc\030199

### SAMPLE RECEPTION INFORMATION

Project                      Purchase Order      Requested TAT  
Bldg. 68 - 98657                                      ASAP

Quantity	Matrix	Analysis Method	Description	Collection Date	Preservative
24	Wipe	8082	PCBs	01 March 99	Cool 4° C
1	Trip Blank	8082	PCBs	01 March 99	Cool 4° C

Samples inspected upon receipt by.      Date Received  
LM    01 March 99



Issue Date  
03 March 99

Report Number  
1999\MAXY\Misc\030199

### ANALYSIS INFORMATION

#### Polychlorinated Biphenyls

Analysis Required EPA Method 8082	Extraction Method Shake	Analyst CR			Instrument GC-ECD	
Sample ID	21A *	21B *	21C *	22A *	MDL	
	( $\mu\text{g}/100\text{cm}^2$ )	( $\mu\text{g}/100\text{cm}^2$ )	( $\mu\text{g}/100\text{cm}^2$ )	( $\mu\text{g}/100\text{cm}^2$ )	( $\mu\text{g}/100\text{cm}^2$ )	
Parameter PCBs	ND	ND	ND	ND	1.50	

QC Lot:  
0211998082-WIPE

#### Polychlorinated Biphenyls

Analysis Required EPA Method 8082	Extraction Method Shake	Analyst CR			Instrument GC-ECD	
Sample ID	22B *	22C *	23A *	23B *	MDL	
	( $\mu\text{g}/100\text{cm}^2$ )	( $\mu\text{g}/100\text{cm}^2$ )	( $\mu\text{g}/100\text{cm}^2$ )	( $\mu\text{g}/100\text{cm}^2$ )	( $\mu\text{g}/100\text{cm}^2$ )	
Parameter PCBs	ND	ND	ND	ND	1.50	

QC Lot:  
0211998082-WIPE

#### \* SHEETS

MDL = Analytical Method Detection Limit.

ND = Analyte of interest was not detected at the laboratory determined Analytical Method Detection Limit.





Issue Date  
03 March 99

Report Number  
1999\MAXY\Misc\030199

### Polychlorinated Biphenyls

Analysis Required EPA Method 8082	Extraction Method Shake	Analyst CR	Instrument GC-ECD
Sample ID	23C *		MDL
Parameter	( $\mu\text{g}/100\text{cm}^2$ )		( $\mu\text{g}/100\text{cm}^2$ )
PCBs	ND		1.50

QC Lot:  
0211998082-WIPE

### Polychlorinated Biphenyls

Analysis Required EPA Method 8082	Extraction Method Shake	Analyst CR	Instrument GC-ECD		
Sample ID	24A *	24B *	24C *	25A *	MDL
Parameter	( $\mu\text{g}/100\text{cm}^2$ )	( $\mu\text{g}/100\text{cm}^2$ )	( $\mu\text{g}/100\text{cm}^2$ )	( $\mu\text{g}/100\text{cm}^2$ )	( $\mu\text{g}/100\text{cm}^2$ )
PCBs	ND	ND	ND	ND	1.50

QC Lot:  
0302998082-WIPE

#### \* SHEETS

MDL = Analytical Method Detection Limit

ND = Analyte of interest was not detected at the laboratory determined Analytical Method Detection Limit.



Issue Date  
03 March 99

Report Number  
1999\MAXY\Misc\030199

### Polychlorinated Biphenyls

Analysis Required EPA Method 8082	Extraction Method Shake	Analyst CR	Instrument GC-ECD		
Sample ID	25B *	25C *	4B5R *	11BR *	MDL
	( $\mu\text{g}/100\text{cm}^2$ )	( $\mu\text{g}/100\text{cm}^2$ )	( $\mu\text{g}/100\text{cm}^2$ )	( $\mu\text{g}/100\text{cm}^2$ )	( $\mu\text{g}/100\text{cm}^2$ )
Parameter PCBs	ND	ND	ND	ND	1.50

QC Lot:  
030298082-WIPE

### Polychlorinated Biphenyls

Analysis Required EPA Method 8082	Extraction Method Shake	Analyst CR	Instrument GC-ECD		
Sample ID	11CR *	12AR *	16AR *	17BR *	MDL
	( $\mu\text{g}/100\text{cm}^2$ )	( $\mu\text{g}/100\text{cm}^2$ )	( $\mu\text{g}/100\text{cm}^2$ )	( $\mu\text{g}/100\text{cm}^2$ )	( $\mu\text{g}/100\text{cm}^2$ )
Parameter PCBs	ND	ND	ND	ND	1.50

QC Lot:  
030298082-WIPE

#### \* SHEETS

MDL = Analytical Method Detection Limit.

ND = Analyte of interest was not detected at the laboratory determined Analytical Method Detection Limit.



Issue Date  
03 March 99

Report Number  
1999\MANY\Misc\030199

### Polychlorinated Biphenyls

Analysis Required EPA Method 8082	Extraction Method Shake	Analyst CR	Instrument GC-ECD		
	Sample ID	1085B1R*	1085B2R*	1085B3R *	MDL
		( $\mu\text{g}/100\text{cm}^2$ )	( $\mu\text{g}/100\text{cm}^2$ )	( $\mu\text{g}/100\text{cm}^2$ )	( $\mu\text{g}/100\text{cm}^2$ )
Parameter PCBs		ND	ND	ND	1.50

QC Lot:  
0302998082-WIPE

### Polychlorinated Biphenyls

Analysis Required EPA Method 8082	Extraction Method Shake	Analyst CR	Instrument GC-ECD		
	Sample ID	TRIP BLANK			MDL
		( $\mu\text{g}/100\text{cm}^2$ )			( $\mu\text{g}/100\text{cm}^2$ )
Parameter PCBs		ND			1.50

QC Lot:  
00302998082-WIPE

#### \* SHEETS

MDL = Analytical Method Detection Limit.

ND = Analyte of interest was not detected at the laboratory determined Analytical Method Detection Limit.



Issue Date  
03 March 99

Report Number  
1999\MAXY\Misc\030199

QC LOT INFORMATION /PCB

---

QA/QC Lot:	Sample ID	MS/MSD Limit	% Recovery MS	% Recovery MSD	% RPD	RPD Limit
0211998082-Wipe	NA	80-110	99.4%	94.5%	4.91%	6
0302998082-Wipe	NA	80-110	97.4%	95.9%	1.67%	6

---

Note: % Recovery and RPD Limits are determined by demonstrated laboratory performance.

1063

## CHAIN OF CUSTODY RECORD

Client: <u>noxy tech</u> Date: <u>3-1-99</u> Report To: <u>Chet Trzynski</u> Address: <u>BLO68 site trailer</u> Telephone: <u>499-3614</u>	Project Name: <u>BLO68</u> Project Number: <u>97405</u> Address: <u>Car Wash</u> Date Samples Collected: <u>3-1-99</u> By: <u>Keith Meyer</u>
--	---

Sampling Information					Analysis Required	# Of Cont.	Type of Cont.	Pres.	Comments: (special instruction, cautions, etc.)
ID#	Date	Time	Location	Sample Type					
21A	3-1-99	1135	sheds	wipe	PCB	1	VOA	box	
21B		1137							
21C		1139							
22A		1141							
22B		1145							
22C		1147							
23A		1156							
23B		1158							
23C	V	1202	V	V	V	V	V	V	

REMARKS: (special instructions, sample storage, non-standard sample bottles, etc.)

Relinquished by: Keith Meyer Date: 3-1-99  
 Received by: D. Mullett Date: 3/1/99

Relinquished by: \_\_\_\_\_ Date: \_\_\_\_\_  
 Received by: \_\_\_\_\_ Date: \_\_\_\_\_

Relinquished by: \_\_\_\_\_ Date: \_\_\_\_\_  
 Received by: \_\_\_\_\_ Date: \_\_\_\_\_

Turnaround: 24 hrs.  48 hrs. \_\_\_\_\_ 1 week \_\_\_\_\_ 2 weeks \_\_\_\_\_ 4 weeks \_\_\_\_\_ Other \_\_\_\_\_

## CHAIN OF CUSTODY RECORD

Client: <u>copy tech</u> Date: <u>3-1-99</u> Report To: <u>Chet Franginhe</u> Address: <u>BLD 68 site trailer</u> Telephone: <u>499-3414</u>	Project Name: <u>BLD 68</u> Project Number: <u>97405</u> Address: <u>car wash</u> Date Samples Collected: <u>3-1-99</u> By: <u>Keith Harg</u>
--	---

Sampling Information					Analysis Required	# OF Cont.	Type of Cont.	Pres.	Comments: (special instruction, cautions, etc.)
ID#	Date	Time	Location	Sample Type					
TB1	3-1-99	1030	lab	wipe	PCB	1	VOA	key	
34A		1213	sheds						
24B		1215							
24C		1217							
25A		1219							
25B		1221							
25C		1223							
435R		1250							
11BR	✓	1255	✓	✓	✓	✓	✓	✓	
11CR		100							

REMARKS: (special instructions, sample storage, non-standard sample bottles, etc.)

Relinquished by: Keith Harg Date: 3-1-99  
 Received by: K. Mullette Date: 3/1/99

Relinquished by: \_\_\_\_\_ Date: \_\_\_\_\_  
 Received by: \_\_\_\_\_ Date: \_\_\_\_\_

Relinquished by: \_\_\_\_\_ Date: \_\_\_\_\_  
 Received by: \_\_\_\_\_ Date: \_\_\_\_\_

Turnaround: 24 hrs  48 hrs \_\_\_\_\_ 1 week \_\_\_\_\_ 2 weeks \_\_\_\_\_ 4 weeks \_\_\_\_\_ Other \_\_\_\_\_



303

### CHAIN OF CUSTODY RECORD

Client: <u>mosky tech</u> Date: <u>3-1-99</u> Report To: <u>chef Pereginski</u> Address: <u>BLD 68 site trailer</u> Telephone: <u>499-3614</u>	Project Name: <u>BLD 68</u> Project Number: <u>97405</u> Address: <u>BLD 68</u> Date Samples Collected: <u>3-1-99</u> By: <u>Kathy McCoy</u>
--	--

Sampling Information					Analysis Required	# Of Cont.	Type of Cont.	Pres.	Comments: (special instruction, cautions, etc.)
ID#	Date	Time	Location	Sample Type					
1085B1R	3-1-99	1235	1085 truck	wipe	PCB	↓	↓	↓	VQA <u>hex</u>
1085B2R	↓	1237	↓	↓					
1085B3R	↓	1240	↓	↓					
12AR	↓		↓ sheets	↓					
17BR	↓		↓	↓					
16AR	↓		↓	↓					

REMARKS: (special instructions, sample storage, non-standard sample bottles, etc.)	Relinquished by: <u>Kathy McCoy</u> Date: <u>3-1-99</u> Received by: <u>K. Milette</u> Date: <u>3/1/99</u>  Relinquished by: _____ Date: _____ Received by: _____ Date: _____  Relinquished by: _____ Date: _____ Received by: _____ Date: _____
--	---

Turnaround: 24 hrs.  48 hrs. \_\_\_\_\_ 1 week \_\_\_\_\_ 2 weeks \_\_\_\_\_ 4 weeks \_\_\_\_\_ Other \_\_\_\_\_



1801 EAST STREET  
PITTSFIELD, MA 01201  
413 499-3050  
FAX 413 443 0511

# Technical Report

PROJECT NAME & NUMBER - Offsite - Bldg. 68 - 97405

prepared for

Maxymillian Technologies, Inc.  
1801 East Street  
Pittsfield, MA 01201

Attention: C. Trzcinski

February 12, 1999





Issue Date  
12 February 99

Report Number  
1999\MAXY\Misc\021099

## LABORATORY SERVICES TECHNICAL REPORT

### PREPARED FOR:

**Maxymillian Technologies, Inc.**  
1801 East Street  
Pittsfield, MA 01201  
(413) 499-3050

Project: Bldg. 68 - 97405

ATTENTION: C. Trzcinski

Forty-two (42) wipe samples for PCB analysis and one (1) trip blank were received by the Maxymillian Technologies' Analytical Laboratory on February 10, 1999. An expedited turnaround time was requested.

All samples were analyzed within the method specified maximum allowed holding times. All quality control was within laboratory determined acceptable limits.


All samples are analyzed by EPA approved methodologies. The MT analytical laboratory is a MA DEP and NY DOH certified testing facility.

MA Certification Number      M-MA 146

NY Certification Number      11477

Report Reviewed By:

Date:

 2/12/99

John M. Massimiano  
Laboratory Director



Issue Date  
12 February 99

Report Number  
1999\MAXY\Misc\021099

### SAMPLE RECEPTION INFORMATION

Project Bldg. 68 - 98657	Purchase Order	Requested TAT ASAP			
Quantity	Matrix	Analysis Method	Description	Collection Date	Preservative
42	Wipe	8082	PCBs	10 February 99	Cool 4° C
1	Trip Blank	8082	PCBs	10 February 99	Cool 4° C

Samples inspected upon receipt by:  
LM

Date Received  
10 February 99



Issue Date  
12 February 99

Report Number  
1999\MAXY\Misc\021099

### ANALYSIS INFORMATION

#### Polychlorinated Biphenyls

Analysis Required EPA Method 8082	Extraction Method Shake	Analyst CR	Instrument GC-ECD		
Sample ID	3A5 *	3B5 *	3C5 *	4A5 *	MDL
	( $\mu\text{g}/100\text{cm}^2$ )	( $\mu\text{g}/100\text{cm}^2$ )	( $\mu\text{g}/100\text{cm}^2$ )	( $\mu\text{g}/100\text{cm}^2$ )	( $\mu\text{g}/100\text{cm}^2$ )
Parameter PCBs	3.96	3.69	3.03	ND	1.50

QC Lot:  
0115998082-WIPE

#### Polychlorinated Biphenyls

Analysis Required EPA Method 8082	Extraction Method Shake	Analyst CR	Instrument GC-ECD		
Sample ID	4B5 *	4C5 *	5A5 *	5B5 *	MDL
	( $\mu\text{g}/100\text{cm}^2$ )	( $\mu\text{g}/100\text{cm}^2$ )	( $\mu\text{g}/100\text{cm}^2$ )	( $\mu\text{g}/100\text{cm}^2$ )	( $\mu\text{g}/100\text{cm}^2$ )
Parameter PCBs	18.0	2.01	1.89	ND	1.50

QC Lot:  
0115998082-WIPE

#### \* SHEETS

MDL = Analytical Method Detection Limit.

ND = Analyte of interest was not detected at the laboratory determined Analytical Method Detection Limit.



Issue Date  
12 February 99

Report Number  
1999\MAXY\Misc\021099

### Polychlorinated Biphenyls

Analysis Required EPA Method 8082	Extraction Method Shake	Analyst CR			Instrument GC-ECD
Sample ID	5C5 *	11A *	11B *	MDL	
	( $\mu\text{g}/100\text{cm}^2$ )	( $\mu\text{g}/100\text{cm}^2$ )	( $\mu\text{g}/100\text{cm}^2$ )	( $\mu\text{g}/100\text{cm}^2$ )	
Parameter PCBs	ND	2.07	32.0	1.50	

QC Lot:  
0115998082-WIPE

### Polychlorinated Biphenyls

Analysis Required EPA Method 8082	Extraction Method Shake	Analyst CR			Instrument GC-ECD
Sample ID	11C *	12A *	12B *	12C *	MDL
	( $\mu\text{g}/100\text{cm}^2$ )	( $\mu\text{g}/100\text{cm}^2$ )	( $\mu\text{g}/100\text{cm}^2$ )	( $\mu\text{g}/100\text{cm}^2$ )	( $\mu\text{g}/100\text{cm}^2$ )
Parameter PCBs	12.1	33.5	ND	ND	1.50

QC Lot:  
0210998082-WIPE

#### \* SHEETS

MDL = Analytical Method Detection Limit.

ND = Analyte of interest was not detected at the laboratory determined Analytical Method Detection Limit.



Issue Date  
12 February 99

Report Number  
1999\MAX\Misc\021099

### Polychlorinated Biphenyls

Analysis Required EPA Method 8082	Extraction Method Shake	Analyst CR	Instrument GC-ECD		
Sample ID	13A *	13B *	13C *	14A *	MDL
	( $\mu\text{g}/100\text{cm}^2$ )	( $\mu\text{g}/100\text{cm}^2$ )	( $\mu\text{g}/100\text{cm}^2$ )	( $\mu\text{g}/100\text{cm}^2$ )	( $\mu\text{g}/100\text{cm}^2$ )
Parameter PCBs	ND	ND	ND	ND	1.50

QC Lot:  
021098082-WIPE

### Polychlorinated Biphenyls

Analysis Required EPA Method 8082	Extraction Method Shake	Analyst CR	Instrument GC-ECD		
Sample ID	14B *	14C *	15A *	15B *	MDL
	( $\mu\text{g}/100\text{cm}^2$ )	( $\mu\text{g}/100\text{cm}^2$ )	( $\mu\text{g}/100\text{cm}^2$ )	( $\mu\text{g}/100\text{cm}^2$ )	( $\mu\text{g}/100\text{cm}^2$ )
Parameter PCBs	ND	ND	ND	ND	1.50

QC Lot:  
0210998082-WIPE

#### \* SHEETS

MDL = Analytical Method Detection Limit.

ND = Analyte of interest was not detected at the laboratory determined Analytical Method Detection Limit.



Issue Date  
12 February 99

Report Number  
1999\MAXY\Misc\021099

### Polychlorinated Biphenyls

Analysis Required EPA Method 8082	Extraction Method Shake	Analyst CR	Instrument GC-ECD		
Sample ID	15C *	16A *	16B *	16C *	MDL
	( $\mu\text{g}/100\text{cm}^2$ )	( $\mu\text{g}/100\text{cm}^2$ )	( $\mu\text{g}/100\text{cm}^2$ )	( $\mu\text{g}/100\text{cm}^2$ )	( $\mu\text{g}/100\text{cm}^2$ )
Parameter PCBs	ND	ND	ND	23.8	1.50

QC Lot:  
0210998082-WIPE

### Polychlorinated Biphenyls

Analysis Required EPA Method 8082	Extraction Method Shake	Analyst CR	Instrument GC-ECD		
Sample ID	17A *	17B *	17C *	18A *	MDL
	( $\mu\text{g}/100\text{cm}^2$ )	( $\mu\text{g}/100\text{cm}^2$ )	( $\mu\text{g}/100\text{cm}^2$ )	( $\mu\text{g}/100\text{cm}^2$ )	( $\mu\text{g}/100\text{cm}^2$ )
Parameter PCBs	6.33	17.6	ND	ND	1.50

QC Lot:  
0210998082-WIPE

#### \* SHEETS

MDL = Analytical Method Detection Limit.

ND = Analyte of interest was not detected at the laboratory determined Analytical Method Detection Limit.



Issue Date  
12 February 99

Report Number  
1999 MAXY\Misc\021099

### Polychlorinated Biphenyls

Analysis Required EPA Method 8082	Extraction Method Shake	Analyst CR	Instrument GC-ECD		
Sample ID	18B *	18C *	19A *	19B *	MDL
	( $\mu\text{g}/100\text{cm}^2$ )	( $\mu\text{g}/100\text{cm}^2$ )	( $\mu\text{g}/100\text{cm}^2$ )	( $\mu\text{g}/100\text{cm}^2$ )	( $\mu\text{g}/100\text{cm}^2$ )
<b>Parameter</b> PCBs	ND	1.50	2.19	4.08	1.50

QC Lot:  
0211998082-WIPE

### Polychlorinated Biphenyls

Analysis Required EPA Method 8082	Extraction Method Shake	Analyst CR	Instrument GC-ECD		
Sample ID	19C *	20A *	20B *	20C *	MDL
	( $\mu\text{g}/100\text{cm}^2$ )	( $\mu\text{g}/100\text{cm}^2$ )	( $\mu\text{g}/100\text{cm}^2$ )	( $\mu\text{g}/100\text{cm}^2$ )	( $\mu\text{g}/100\text{cm}^2$ )
<b>Parameter</b> PCBs	ND	ND	ND	3.72	1.50

QC Lot:  
0211998082-WIPE

#### \* SHEETS

MDL = Analytical Method Detection Limit.

ND = Analyte of interest was not detected at the laboratory determined Analytical Method Detection Limit.



Issue Date  
12 February 99

Report Number  
1999\MAXY\Misc\021099

### Polychlorinated Biphenyls

Analysis Required EPA Method 8082	Extraction Method Shake	Analyst CR	Instrument GC-ECD		
	Sample ID	1085B-1	1085B-2	1085B-3	MDL
		( $\mu\text{g}/100\text{cm}^2$ )	( $\mu\text{g}/100\text{cm}^2$ )	( $\mu\text{g}/100\text{cm}^2$ )	( $\mu\text{g}/100\text{cm}^2$ )
Parameter PCBs		17.2	5.19	1.83	1.50

QC Lot:  
0211998082-WIPE

### Polychlorinated Biphenyls

Analysis Required EPA Method 8082	Extraction Method Shake	Analyst CR	Instrument GC-ECD	
	Sample ID	TRIP BLANK		MDL
		( $\mu\text{g}/100\text{cm}^2$ )		( $\mu\text{g}/100\text{cm}^2$ )
Parameter PCBs		ND		1.50

QC Lot:  
0211998082-WIPE

#### \* SHEETS

MDL = Analytical Method Detection Limit.

ND = Analyte of interest was not detected at the laboratory determined Analytical Method Detection Limit.





Issue Date  
12 February 99

Report Number  
1999\MAXY\Misc\021099

QC LOT INFORMATION /PCB

---

QA/QC Lot:	Sample ID	MS/MSD Limit	% Recovery MS	% Recovery MSD	% RPD	RPD Limit
0115998082-Wipe	NA	81-109	95.0%	95.0%	0.00%	6
0210998082-Wipe	NA	80-110	85.6%	88.6%	3.28%	5
0211998082-Wipe	NA	80-110	99.4%	94.5%	4.91%	6

---

Note: % Recovery and RPD Limits are determined by demonstrated laboratory performance.



2 54

### CHAIN OF CUSTODY RECORD

Client: <u>NIT</u> Date: <u>2/10/99</u> Report To: <u>Chet T</u> Address: _____ Telephone: _____	Project Name: <u>Bldg 68</u> Project Number: <u>77405</u> Address: _____ Date Samples Collected: <u>2/10/99</u> By: <u>C. Rauscher</u>
--	--

Sampling Information					Analysis Required	# Of Cont.	Type of Cont.	Pres.	Comments: (special instruction, cautions, etc.)
ID#	Date	Time	Location	Sample Type					
3A5	2/10/99	A.M.	Bldg 12	Wipe	PCB	1	40 ml	-	
3B5	↓	↓	↓	↓	↓	↓	↓		
3C5	↓	↓	↓	↓	↓	↓	↓		
4A5	↓	↓	↓	↓	↓	↓	↓		
4B5	↓	↓	↓	↓	↓	↓	↓		
4C5	↓	↓	↓	↓	↓	↓	↓		
5A5	↓	↓	↓	↓	↓	↓	↓		
5B5	↓	↓	↓	↓	↓	↓	↓		
5C5	↓	↓	↓	↓	↓	↓	↓		
11A	↓	↓	↓	↓	↓	↓	↓		

REMARKS: (special instructions, sample storage, non-standard sample bottles, etc.)    	Relinquished by: <u>C. Rauscher</u> Date: <u>2-10-99</u> Received by: _____ Date: _____  Relinquished by: _____ Date: _____ Received by: _____ Date: _____  Relinquished by: _____ Date: _____ Received by: _____ Date: _____
--	--

Turnaround: ASAP 24 hrs. \_\_\_\_\_ 48 hrs. \_\_\_\_\_ 1 week \_\_\_\_\_ 2 weeks \_\_\_\_\_ 4 weeks \_\_\_\_\_ Other \_\_\_\_\_

### CHAIN OF CUSTODY RECORD

Client: <u>MT</u> Date: <u>2/10/99</u> Report To: <u>CHIT</u> Address: _____ Telephone: _____	Project Name: <u>Bldg 48</u> Project Number: <u>97405</u> Address: _____ Date Samples Collected: <u>2/10/99</u> By: <u>C. Rauscher</u>
---	--

Sampling Information					Analysis Required	# Of Cont.	Type of Cont.	Pres.	Comments: (special instruction, cautions, etc.)
ID#	Date	Time	Location	Sample Type					
11B	2/10/99	a.m.	Bldg 12	Wipe	PCB	1	40ml	-	
11C	↓	↓	↓	↓	↓	↓	↓		
12A	↓	↓	↓	↓	↓	↓	↓		
12B	↓	↓	↓	↓	↓	↓	↓		
12C	↓	↓	↓	↓	↓	↓	↓		
13A	↓	↓	↓	↓	↓	↓	↓		
13B	↓	↓	↓	↓	↓	↓	↓		
13C	↓	↓	↓	↓	↓	↓	↓		
14A	↓	↓	↓	↓	↓	↓	↓		
14B	↓	↓	↓	↓	↓	↓	↓		

REMARKS: (special instructions, sample storage, non-standard sample bottles, etc.)     	Relinquished by: <u>C. Rauscher</u> Date: <u>2-10-99</u> Received by: _____ Date: _____  Relinquished by: _____ Date: _____ Received by: _____ Date: _____  Relinquished by: _____ Date: _____ Received by: _____ Date: _____
--	--

Turnaround: ASAP 24 hrs. \_\_\_\_\_ 48 hrs. \_\_\_\_\_ 1 week \_\_\_\_\_ 2 weeks \_\_\_\_\_ 4 weeks \_\_\_\_\_ Other \_\_\_\_\_

## CHAIN OF CUSTODY RECORD

Client: <u>MT</u> Date: <u>2/10/99</u> Report To: <u>Chet T</u> Address: _____ Telephone: _____	Project Name: <u>Bldg 65</u> Project Number: <u>97405</u> Address: _____ Date Samples Collected: <u>2/10/99</u> By: <u>C. Rauscher</u>
---	--

Sampling Information					Analysis Required	# Of Cont.	Type of Cont.	Pres.	Comments: (special instruction, cautions, etc.)
ID#	Date	Time	Location	Sample Type					
14 C	2/10/99	a.m.	Bldg 12	Wipe	PCB	1	40 ml		
15 A	↓	↓	↓	↓	↓	↓			
15 B									
15 C									
16 A									
16 B									
16 C									
17 A									
17 B									
17 C									

REMARKS: (special instructions, sample storage, non-standard sample bottles, etc.)   	Relinquished by: <u>C. Rauscher</u> Date: <u>2-10-99</u> Received by: _____ Date: _____  Relinquished by: _____ Date: _____ Received by: _____ Date: _____  Relinquished by: _____ Date: _____ Received by: _____ Date: _____
--	--

Turnaround ASAP 24 hrs \_\_\_\_\_ 48 hrs \_\_\_\_\_ 1 week \_\_\_\_\_ 2 weeks \_\_\_\_\_ 4 weeks \_\_\_\_\_ Other \_\_\_\_\_

## CHAIN OF CUSTODY RECORD

Client: <u>MT</u> Date: <u>2/10/99</u> Report To: <u>C. Rauscher Chet T.</u> Address: Telephone:	Project Name: <u>Bldg 108</u> Project Number: <u>97405</u> Address: Date Samples Collected: <u>2/10/99</u> By: <u>C. Rauscher</u>
--	---

Sampling Information					Analysis Required	# Of Cont.	Type of Cont.	Pres.	Comments: (special instruction, cautions, etc.)
ID#	Date	Time	Location	Sample Type					
18A	2/10/99	9 AM	Bldg 12	Wipe	PCB	1	40 ml		
18B	↓	↓	↓	↓	↓	↓	↓		
18C	↓	↓	↓	↓	↓	↓	↓		
19A	↓	↓	↓	↓	↓	↓	↓		
19B	↓	↓	↓	↓	↓	↓	↓		
19C	↓	↓	↓	↓	↓	↓	↓		
20A	↓	↓	↓	↓	↓	↓	↓		
20B	↓	↓	↓	↓	↓	↓	↓		
20C	↓	↓	↓	↓	↓	↓	↓		
1085B-1	↓	↓	↓	↓	↓	↓	↓		

REMARKS: (special instructions, sample storage, non-standard sample bottles, etc.)

Relinquished by: C. Rauscher Date: 2-10-99  
 Received by: \_\_\_\_\_ Date: \_\_\_\_\_  
 Relinquished by: \_\_\_\_\_ Date: \_\_\_\_\_  
 Received by: \_\_\_\_\_ Date: \_\_\_\_\_  
 Relinquished by: \_\_\_\_\_ Date: \_\_\_\_\_  
 Received by: \_\_\_\_\_ Date: \_\_\_\_\_

Turnaround: ASAP      24 hrs.      48 hrs.      1 week      2 weeks      4 weeks      Other \_\_\_\_\_

**CHAIN OF CUSTODY RECORD**

Client: <u>MT</u> Date: <u>3/10/99</u> Report To: <u>Chet T</u> Address: _____ Telephone: _____	Project Name: <u>Bldg 68</u> Project Number: <u>97405</u> Address: _____ Date Samples Collected: <u>3/10/99</u> By: <u>C. Kauscher</u>
---	--

Sampling Information					Analysis Required	# Of Cont.	Type of Cont.	Pres.	Comments: (special instruction, cautions, etc.)
ID#	Date	Time	Location	Sample Type					
1085 B-2	3/10/99	a.m.	Bldg 10	Wipe	PCB	1	None		
1085 B-3	↓	↓	↓	↓	↓	↓	↓		
Trip Blank	↓	↓	↓	↓					

REMARKS: (special instructions, sample storage, non-standard sample bottles, etc.)     Turnaround: <u>ASAP</u> 24 hrs. _____    48 hrs. _____    1 week _____    2 weeks _____    4 weeks _____    Other _____	Relinquished by: <u>C. Kauscher</u> Date: <u>2-10-99</u> Received by: _____    Date: _____  Relinquished by: _____    Date: _____ Received by: _____    Date: _____  Relinquished by: _____    Date: _____ Received by: _____    Date: _____
---	---



Issue Date  
09 January 98

Report Number  
1998\MAXY\Misc\010898#2

### Polychlorinated Biphenyls

Analysis Required EPA Method 8082	Extraction Method Shake	Analyst CR	Instrument GC-ECD		
Sample ID	B2 ***	PUMP 1	PUMP 2	PUMP 3	MDL
Parameter	( $\mu\text{g}/100\text{cm}^2$ )	( $\mu\text{g}/100\text{cm}^2$ )	( $\mu\text{g}/100\text{cm}^2$ )	( $\mu\text{g}/100\text{cm}^2$ )	( $\mu\text{g}/100\text{cm}^2$ )
PCBs	8.94	116	50.1	125	1.50

QC Lot:  
0108988082-WIPE

\*\*\* BEAM

### Polychlorinated Biphenyls

Analysis Required EPA Method 8082	Extraction Method Shake	Analyst CR	Instrument GC-ECD	
Sample ID	PIPE 1	BUCKET 1	MDL	
Parameter	( $\mu\text{g}/100\text{cm}^2$ )	( $\mu\text{g}/100\text{cm}^2$ )	( $\mu\text{g}/100\text{cm}^2$ )	
PCBs	12.6	8.82	1.50	

QC Lot:  
010898082-WIPE

MDL = Analytical Method Detection Limit.

ND = Analyte of interest was not detected at the laboratory determined Analytical Method Detection Limit.



Issue Date  
09 January 98

Report Number  
1998\MAXY\Misc\010898

QC LOT INFORMATION /PCB

QA/QC Lot:	Sample ID	MS/MSD Limit	% Recovery MS	% Recovery MSD	% RPD	RPD Limit
1229978082-Wipe	NA	74-120	95.5%	92.8%	2.87%	14
0108988082-Wipe	NA	74-120	93.7%	91.0%	2.93%	14

Note: % Recovery and RPD Limits are determined by demonstrated laboratory performance.





## CHAIN OF CUSTODY RECORD

Client: <u>MAYY TECH</u> Date: <u>1-8-98</u> Report To: <u>CHEF. T.</u> Address: <u>GE. BLD 68</u> Telephone: _____	Project Name: <u>BLOG 68</u> Project Number: <u>97405</u> Address: _____ Date Samples Collected: <u>1/8/98</u> By: <u>JH.</u>
---	---

Sampling Information					Analysis Required	# Of Cont.	Type of Cont.	Pres.	Comments: (special instruction, cautions, etc.)
ID#	Date	Time	Location	Sample Type					
P1	1/8	Pm	BLOG 68	WIPE	PCB				
P2	↓	↓	↓	↓	↓				
P3									
S1									
S2									
B1									
B2									
PIPE 1									
BUCKET 1									
PUMP 1	↓	↓	↓	↓	↓				

REMARKS: (special instructions, sample storage, non-standard sample bottles, etc.) <u>P1,2,3 ARE PANS (3)</u> <u>S1,2 STEEL WATER TANK (1)</u> <u>B1,2 ARE BEAMS (2)</u>	Relinquished by: <u>Jeff Hill</u> Date: <u>1-8-98</u> Received by: <u>J. Mittle</u> Date: <u>1/8/98</u>  Relinquished by: _____ Date: _____ Received by: _____ Date: _____  Relinquished by: _____ Date: _____ Received by: _____ Date: _____
---	--

Turnaround:	24 hrs. _____	48 hrs. _____	1 week _____	2 weeks _____	4 weeks _____	Other _____
-------------	---------------	---------------	--------------	---------------	---------------	-------------



## CHAIN OF CUSTODY RECORD

Client: <u>MAXY TECH</u> Date: <u>1-8-98</u> Report To: <u>CHEE T.</u> Address: <u>GF BLD 68</u> Telephone: _____	Project Name: <u>BLDG 68</u> Project Number: <u>97405</u> Address: _____ Date Samples Collected: <u>1/8/98</u> By: <u>JH.</u>
---	---

Sampling Information					Analysis Required	# Of Cont.	Type of Cont.	Pres.	Comments: (special instruction, cautions, etc.)
ID#	Date	Time	Location	Sample Type					
Pump 2	1/8	Pm	BLDG 68	WIPE	PCB				
Pump 3	↓	↓	↓	↓	↓				

REMARKS: (special instructions, sample storage, non-standard sample bottles, etc.)	Relinquished by: <u>Jeff Hill</u> Date: <u>1-8-98</u> Received by: <u>A. Mittle</u> Date: <u>1/8/98</u>  Relinquished by: _____ Date: _____ Received by: _____ Date: _____  Relinquished by: _____ Date: _____ Received by: _____ Date: _____
--	--

Turnaround:	24 hrs. _____	48 hrs. _____	1 week _____	2 weeks _____	4 weeks _____	Other _____
-------------	---------------	---------------	--------------	---------------	---------------	-------------



1801 EAST STREET  
PITTSFIELD, MA 01201  
413 499-3050  
FAX 413 443-0511

# Technical Report

PROJECT NAME - Bldg. 68

prepared for

Maxymillian Technologies, Inc.  
1801 East Street  
Pittsfield, MA 01201

Attention: C. Trzcinski

December 31, 1997

MAXYMILLIAN TECHNOLOGIES, INC.  
Reviewed For Submission

SPEC SECT NO \_\_\_\_\_ TRANS NO \_\_\_\_\_

DATE \_\_\_\_\_ BY \_\_\_\_\_



Issue Date  
31 December 97

Report Number  
1997MAXY\Misc\123197

## LABORATORY SERVICES TECHNICAL REPORT

### PREPARED FOR:

**Maxymillian Technologies, Inc.**  
1801 East Street  
Pittsfield, MA 01201  
(413) 499-3050

**Project: Bldg. 68**

**ATTENTION: C. Trzcinski**

Three (3) wipe samples were received by the Maxymillian Technologies' Analytical Laboratory on December 31, 1997, for PCB analysis. An expedited turnaround time was requested.

All samples were analyzed within the method specified maximum allowed holding times. All quality control was within laboratory determined acceptable limits.


All samples are analyzed by EPA approved methodologies. The *MT* analytical laboratory is a MA DEP and NY DOH certified testing facility.

MA Certification Number      M-MA 146

NY Certification Number      11477

Report Reviewed By:

Date:

 12/31/97

John M. Massimiano  
Laboratory Director



Issue Date  
31 December 97

Report Number  
1997\MAXY\Misc\123197

### SAMPLE RECEPTION INFORMATION

Project Bldg. 68	Purchase Order	Requested TAT ASAP				
Quantity	Matrix	Analysis Method	Description	Collection Date	Preservative	
3	Wipe	8082	PCBs	31 December 97	None	

Samples inspected upon receipt by:  
LM

Date Received  
31 December 97



Issue Date  
31 December 97

Report Number  
1997\MAXY\Misc\123197

### Polychlorinated Biphenyls

Analysis Required EPA Method 8082	Extraction Method Shake	Analyst CR	Instrument GC-ECD	
Sample ID	C5 #1R 1 *	C5 #1R *	C5 #6R *	MDL
	( $\mu\text{g}/100\text{cm}^2$ )	( $\mu\text{g}/100\text{cm}^2$ )	( $\mu\text{g}/100\text{cm}^2$ )	( $\mu\text{g}/100\text{cm}^2$ )
Parameter PCBs	ND	ND	ND	1.50

QC Lot:  
1229978082-WIPE

\* Sheets

MDL = Analytical Method Detection Limit.

ND = Analyte of interest was not detected at the laboratory determined Analytical Method Detection Limit.



Issue Date  
31 December 97

Report Number  
1997\MAXY\Misc\123197

QC LOT INFORMATION /PCB

QA/QC Lot:	Sample ID	MS/MSD Limit	% Recovery MS	% Recovery MSD	% RPD	RPD Limit
1229978082-Wipe	NA	74-120	95.5%	92.8%	2.87%	14

Note: % Recovery and RPD Limits are determined by demonstrated laboratory performance.



## CHAIN OF CUSTODY RECORD

Client: <u>MAXY TECH</u> Date: <u>12/31/97</u> Report To: <u>C. TRZCINSKI</u> Address: <u>GE BLDG 12</u> Telephone: <u>494-3527</u>	Project Name: <u>BLOG 68</u> Project Number: <u>97405</u> Address: <u>GE BLDG 68 - PITTSFIELD</u> Date Samples Collected: <u>12/31/97</u> By: <u>J. H.</u>
---	--

Sampling Information					Analysis Required	# Of Cont.	Type of Cont.	Pres.	Comments: (special instruction, cautions, etc.)
ID#	Date	Time	Location	Sample Type					
	<u>12/31</u>	<u>AM</u>		<u>W.IPE</u>	<u>PCB</u>	<u>1</u>	<u>40ML</u>	<u>NONE</u>	
<u>CELL 5# 1R1</u>	↓	↓		↓	↓	↓	↓	↓	
<u>CELL 5# 1R</u>	↓	↓		↓	↓	↓	↓	↓	
<u>CELL 5# 6R</u>	↓	↓		↓	↓	↓	↓	↓	

REMARKS: (special instructions, sample storage, non-standard sample bottles, etc.)	Relinquished by: <u>J. HEES</u> Date: <u>12/31/97</u> Received by: <u>K. Melette</u> Date: <u>12/31/97</u>  Relinquished by: _____ Date: _____ Received by: _____ Date: _____  Relinquished by: _____ Date: _____ Received by: _____ Date: _____
--	---

Turnaround: 24 hrs. X 48 hrs. \_\_\_\_\_ 1 week \_\_\_\_\_ 2 weeks \_\_\_\_\_ 4 weeks \_\_\_\_\_ Other \_\_\_\_\_





1801 EAST STREET  
PITTSFIELD MA 01201  
413 499-3050  
FAX 413 443-0511

# Technical Report

PROJECT NAME - Bldg. 68

prepared for

Maxymillian Technologies, Inc.  
1801 East Street  
Pittsfield, MA 01201

Attention: C. Trzcinski

December 30, 1997



Issue Date  
30 December 97

Report Number  
1997MAXY\Misc\122997

## LABORATORY SERVICES TECHNICAL REPORT

### PREPARED FOR:

**Maxymillian Technologies, Inc.**  
1801 East Street  
Pittsfield, MA 01201  
(413) 499-3050

**Project: Bldg. 68**

**ATTENTION: C. Trzcinski**

Sixteen (16) wipe samples were received by the Maxymillian Technologies' Analytical Laboratory on December 29, 1997, for PCB analysis. An expedited turnaround time was requested.

All samples were analyzed within the method specified maximum allowed holding times. All quality control was within laboratory determined acceptable limits.


All samples are analyzed by EPA approved methodologies. The *MT* analytical laboratory is a MA DEP and NY DOH certified testing facility.

MA Certification Number      M-MA 146

NY Certification Number      11477

Report Reviewed By:

Date:

 12/30/97

John M. Massimiano  
Laboratory Director



Issue Date  
30 December 97

Report Number  
1997\MAXY\Misc\122997

SAMPLE RECEPTION INFORMATION

Project Bldg. 68	Purchase Order	Requested TAT ASAP			
Quantity	Matrix	Analysis Method	Description	Collection Date	Preservative
16	Wipe	8082	PCBs	29 December 97	None

Samples inspected upon receipt by:  
LM

Date Received  
29 December 97



Issue Date  
30 December 97

Report Number  
1997\MAXY\Misc\122997

### Polychlorinated Biphenyls

Analysis Required EPA Method 8082	Extraction Method Shake	Analyst CR			Instrument GC-ECD	
Sample ID	PC 90 #1 *	KOEH B-1 **	C3 #1R ***	C5 #1R ***	MDL	
	( $\mu\text{g}/100\text{cm}^2$ )	( $\mu\text{g}/100\text{cm}^2$ )	( $\mu\text{g}/100\text{cm}^2$ )	( $\mu\text{g}/100\text{cm}^2$ )	( $\mu\text{g}/100\text{cm}^2$ )	
Parameter PCBs	1.62	5.37	2.01	10.7	1.50	

QC Lot:  
1219978082-WIPE

\* Bucket - BH-44

\*\* Bucket - BH-24

\*\*\* Sheets

### Polychlorinated Biphenyls

Analysis Required EPA Method 8082	Extraction Method Shake	Analyst CR			Instrument GC-ECD	
Sample ID	CELL 5 #1 ***	CELL 5 #2***	CELL 5 #3 ***	CELL 5 #4 ***	MDL	
	( $\mu\text{g}/100\text{cm}^2$ )	( $\mu\text{g}/100\text{cm}^2$ )	( $\mu\text{g}/100\text{cm}^2$ )	( $\mu\text{g}/100\text{cm}^2$ )	( $\mu\text{g}/100\text{cm}^2$ )	
Parameter PCBs	19.6	4.65	2.73	2.91	1.50	

QC Lot:  
1219978082-WIPE

\*\*\* Sheets

MDL = Analytical Method Detection Limit.

ND = Analyte of interest was not detected at the laboratory determined Analytical Method Detection Limit.



Issue Date  
30 December 97

Report Number  
1997\MAXY\Misc\122997

### Polychlorinated Biphenyls

Analysis Required      Extraction Method      Analyst      Instrument  
EPA Method 8082      Shake      CR      GC-ECD

Sample ID    **CELL 5 #5 \*\*\***      MDL

---

Parameter	( $\mu\text{g}/100\text{cm}^2$ )	( $\mu\text{g}/100\text{cm}^2$ )
PCBs	5.13	1.50

---

QC Lot:  
1219978082-WIPE

\*\*\* Sheets

### Polychlorinated Biphenyls

Analysis Required      Extraction Method      Analyst      Instrument  
EPA Method 8082      Shake      CR      GC-ECD

Sample ID    **CELL 5 #6 \*\*\***    **CELL 5 #7 \*\*\***    **CELL 5 #8 \*\*\***    **CELL 5 #9 \*\*\***    MDL

---

Parameter	( $\mu\text{g}/100\text{cm}^2$ )	( $\mu\text{g}/100\text{cm}^2$ )	( $\mu\text{g}/100\text{cm}^2$ )	( $\mu\text{g}/100\text{cm}^2$ )	( $\mu\text{g}/100\text{cm}^2$ )
PCBs	561	6.48	9.00	5.91	1.50

---

QC Lot:  
1229978082-WIPE

\*\*\* Sheets

MDL = Analytical Method Detection Limit.  
ND = Analyte of interest was not detected at the laboratory determined Analytical Method Detection Limit.



Issue Date  
30 December 97

Report Number  
1997\MAXY\Misc\122997

### Polychlorinated Biphenyls

Analysis Required  
EPA Method 8082

Extraction Method  
Shake

Analyst  
CR

Instrument  
GC-ECD

Sample ID	CELL 5 #10 ***	CELL 5 #11 ***	CELL 5 #12 ***	MDL
Parameter	( $\mu\text{g}/100\text{cm}^2$ )	( $\mu\text{g}/100\text{cm}^2$ )	( $\mu\text{g}/100\text{cm}^2$ )	( $\mu\text{g}/100\text{cm}^2$ )
PCBs	6.78	5.25	4.32	1.50

QC Lot:  
1229978082-WIPE

\*\*\* Sheets

MDL = Analytical Method Detection Limit.

ND = Analyte of interest was not detected at the laboratory determined Analytical Method Detection Limit.



Issue Date  
30 December 97

Report Number  
1997\MAXYMisc\122997

QC LOT INFORMATION /PCB

QA/QC Lot:	Sample ID	MS/MSD Limit	% Recovery MS	% Recovery MSD	% RPD	RPD Limit
1219978082-Wipe	NA	75-120	96.4%	93.7%	2.84%	14
1229978082-Wipe	NA	74-120	95.5%	92.8%	2.87%	14

Note: % Recovery and RPD Limits are determined by demonstrated laboratory performance.



## CHAIN OF CUSTODY RECORD

Client: <u>MAXY TECH</u> Date: <u>12/29/97</u> Report To: <u>C. TRZCINSKI</u> Address: <u>GE - BLOG-12</u> Telephone: <u>494-3587</u>	Project Name: <u>BLOG 68</u> Project Number: <u>97405</u> Address: <u>GE BLOG-68 - PITTSFIELD</u> Date Samples Collected: <u>12/29/97</u> By: <u>JH</u>
---	---

Sampling Information					Analysis Required	# Of Cont.	Type of Cont.	Pres.	Comments: (special instruction, cautions, etc.)
ID#	Date	Time	Location	Sample Type					
CELL 5 #1	12/29	PM	BLOG 68	WIPE	PCB	1	40 ml	NONE	
" #2	↓	↓	↓	↓	↓	↓	↓	↓	
" #3	↓	↓	↓	↓	↓	↓	↓	↓	
" #4	↓	↓	↓	↓	↓	↓	↓	↓	
" #5	↓	↓	↓	↓	↓	↓	↓	↓	
" #6	↓	↓	↓	↓	↓	↓	↓	↓	
" #7	↓	↓	↓	↓	↓	↓	↓	↓	
" #8	↓	↓	↓	↓	↓	↓	↓	↓	
" #9	↓	↓	↓	↓	↓	↓	↓	↓	
" #10	↓	↓	↓	↓	↓	↓	↓	↓	

REMARKS: (special instructions, sample storage, non-standard sample bottles, etc.)  <u>CELL 5 #1 - #10 ARE SHEETS</u>	Relinquished by: <u>[Signature]</u> Date: <u>12/29/97</u> Received by: <u>[Signature]</u> Date: <u>12/29/97</u>  Relinquished by: _____ Date: _____ Received by: _____ Date: _____  Relinquished by: _____ Date: _____ Received by: _____ Date: _____
---	--

Turnaround: 24 hrs.  48 hrs. \_\_\_\_\_ 1 week \_\_\_\_\_ 2 weeks \_\_\_\_\_ 4 weeks \_\_\_\_\_ Other \_\_\_\_\_





## CHAIN OF CUSTODY RECORD

Client: <u>MAXY TECH</u> Date: <u>12/29/97</u> Report To: <u>C. TRZCINSKI</u> Address: <u>GE BLDG 12</u> Telephone: <u>494-3587</u>	Project Name: <u>BLOG 68</u> Project Number: <u>97405</u> Address: <u>GE BLDG 68 - PITTSFIELD</u> Date Samples Collected: <u>12/29/97</u> By: <u>JH</u>
---	---

Sampling Information					Analysis Required	# Of Cont.	Type of Cont.	Pres.	Comments: (special instruction, cautions, etc.)
ID#	Date	Time	Location	Sample Type					
CELL 5 #11	12/29	PM		WIPE	PCB	1	40ml	NONE	
11 #12	↓	↓		↓	↓	↓	↓	↓	
CELL 5 #1R									
CELL 3 #1R									
KOEH B-1									
PC 90 #1	↓	↓		↓	↓	↓	↓	↓	

REMARKS: (special instructions, sample storage, non-standard sample bottles, etc.) CELL 5 # 11, #12, #1R ARE SHEETS CELL 3 # 1R IS A SHEET KOEH B-1 BUCKET - BH-24 PC 90 #1 BUCKET - BH-44	Relinquished by: <u>Jeff Hehl</u> Date: <u>12/29/97</u> Received by: <u>L. Smette</u> Date: <u>12/29/97</u>  Relinquished by: _____ Date: _____ Received by: _____ Date: _____  Relinquished by: _____ Date: _____ Received by: _____ Date: _____
--	--

Turnaround: 24 hrs.  48 hrs. \_\_\_\_\_ 1 week \_\_\_\_\_ 2 weeks \_\_\_\_\_ 4 weeks \_\_\_\_\_ Other \_\_\_\_\_



1801 EAST STREET  
PITTSFIELD, MA 01201  
413 499-3050  
FAX 413 443-0511

# Technical Report

PROJECT NAME - Bldg. 68

prepared for

Maxymillian Technologies, Inc.  
1801 East Street  
Pittsfield, MA 01201

Attention: C. Trzcinski

December 22, 1997

MAXYMILLIAN TECHNOLOGIES, INC.  
Reviewed For Submission

SPEC SECT NO \_\_\_\_\_ TRANS NO \_\_\_\_\_

DATE \_\_\_\_\_ BY \_\_\_\_\_



Issue Date  
22 December 97

Report Number  
1997\MAXY\Misc\121997

## LABORATORY SERVICES TECHNICAL REPORT

### PREPARED FOR:

**Maxymillian Technologies, Inc.**  
1801 East Street  
Pittsfield, MA 01201  
(413) 499-3050

**Project: Bldg. 68**

**ATTENTION: C. Trzcinski**

Nine (9) wipe samples were received by the Maxymillian Technologies' Analytical Laboratory on December 19, 1997, for PCB analysis. An expedited turnaround time was requested.

All samples were analyzed within the method specified maximum allowed holding times. All quality control was within laboratory determined acceptable limits.


All samples are analyzed by EPA approved methodologies. The *MT* analytical laboratory is a MA DEP and NY DOH certified testing facility.

MA Certification Number      M-MA 146

NY Certification Number      11477

Report Reviewed By:

Date:

 12/22/97

John M. Massimiano  
Laboratory Director



Issue Date  
22 December 97

Report Number  
1997\MAX\Misc\121997

### SAMPLE RECEPTION INFORMATION

Project Bldg. 68	Purchase Order	Requested TAT ASAP			
Quantity	Matrix	Analysis Method	Description	Collection Date	Preservative
9	Wipe	8082	PCBs	19 December 97	None

Samples inspected upon receipt by:  
LM

Date Received  
19 December 97



Issue Date  
22 December 97

Report Number  
1997\MAXY\Misc\I21997

### Polychlorinated Biphenyls

Analysis Required EPA Method 8082	Extraction Method Shake	Analyst CR			Instrument GC-ECD
Sample ID	A-1 *	A-2 *	A-3 *	A-4 *	MDL
	( $\mu\text{g}/100\text{cm}^2$ )	( $\mu\text{g}/100\text{cm}^2$ )	( $\mu\text{g}/100\text{cm}^2$ )	( $\mu\text{g}/100\text{cm}^2$ )	( $\mu\text{g}/100\text{cm}^2$ )
Parameter PCBs	ND	ND	ND	ND	1.50

QC Lot:  
I219978082-WIPE

### \* Mobile Drill Rig Auger

### Polychlorinated Biphenyls

Analysis Required EPA Method 8082	Extraction Method Shake	Analyst CR			Instrument GC-ECD
Sample ID	CELL 3-1 **	CELL 3-2 *	CELL 3-3 **	CELL 3-4 **	MDL
	( $\mu\text{g}/100\text{cm}^2$ )	( $\mu\text{g}/100\text{cm}^2$ )	( $\mu\text{g}/100\text{cm}^2$ )	( $\mu\text{g}/100\text{cm}^2$ )	( $\mu\text{g}/100\text{cm}^2$ )
Parameter PCBs	8.52	ND	ND	12.8	1.50

QC Lot:  
I219978082-WIPE

### \*\* CELL 3 SHEETS

MDL = Analytical Method Detection Limit.

ND = Analyte of interest was not detected at the laboratory determined Analytical Method Detection Limit.



Issue Date  
22 December 97

Report Number  
1997\MAXY\Misc\121997

**Polychlorinated Biphenyls**

Analysis Required EPA Method 8082	Extraction Method Shake	Analyst CR	Instrument GC-ECD
Sample ID	C5-1 ***		MDL
Parameter	( $\mu\text{g}/100\text{cm}^2$ )		( $\mu\text{g}/100\text{cm}^2$ )
PCBs	13.2		1.50

QC Lot:  
1219978082-WIPE

**\*\*\* CELL 5 SHEETS**

MDL = Analytical Method Detection Limit.  
ND = Analyte of interest was not detected at the laboratory determined Analytical Method Detection Limit.



Issue Date  
22 December 97

Report Number  
1997\MAXY\Misc\121997

QC LOT INFORMATION /PCB

QA/QC Lot:	Sample ID	MS/MSD Limit	% Recovery MS	% Recovery MSD	% RPD	RPD Limit
1219978082-Wipe	NA	75-120	96.4%	93.7%	2.84%	14

Note: % Recovery and RPD Limits are determined by demonstrated laboratory performance.



## CHAIN OF CUSTODY RECORD

Client: <u>MAXY TECH</u> Date: <u>12-19-97</u> Report To: <u>CHET T.</u> Address: <u>GE BLDG 12, PITTSFIELD, MA.</u> Telephone: _____	Project Name: <u>BLDG 68 REMEDIATION</u> Project Number: <u>97405</u> Address: <u>GE BLDG 68, PITTSFIELD, MA.</u> Date Samples Collected: <u>12-19-97</u> By: <u>C. RAUSCHER</u>
---	--

Sampling Information					Analysis Required	# Of Cont.	Type of Cont.	Pres.	Comments: (special instruction, cautions, etc.)
ID#	Date	Time	Location	Sample Type					
A-1 ①	12-19	AM	BLDG 68	WIPE	PCB	1	40ml	NONE	
A-2 ①	↓	↓	↓	↓	↓	↓	↓	↓	
A-3 ①	↓	↓	↓	↓	↓	↓	↓	↓	
A-4 ①	↓	↓	↓	↓	↓	↓	↓	↓	
CELL 3-1 ⑤	↓	↓	↓	↓	↓	↓	↓	↓	
CELL 3-2 ②	↓	↓	↓	↓	↓	↓	↓	↓	
CELL 3-3 ⑤	↓	↓	↓	↓	↓	↓	↓	↓	
CELL 3-4 ⑤	↓	↓	↓	↓	↓	↓	↓	↓	
CS-1 ③	↓	↓	↓	↓	↓	↓	↓	↓	

REMARKS: (special instructions, sample storage, non-standard sample bottles, etc.)

- ① MOBILE DRILL RIG AUGER
- ② CELL 3 SHEETS
- ③ CELL 5 SHEETS

Relinquished by: C. Rauscher Date: 12-19-97  
 Received by: L. Mittle Date: 12/19/97

Relinquished by: \_\_\_\_\_ Date: \_\_\_\_\_  
 Received by: \_\_\_\_\_ Date: \_\_\_\_\_

Relinquished by: \_\_\_\_\_ Date: \_\_\_\_\_  
 Received by: \_\_\_\_\_ Date: \_\_\_\_\_

Turnaround: 24 hrs. \_\_\_\_\_ 48 hrs. \_\_\_\_\_ 1 week \_\_\_\_\_ 2 weeks \_\_\_\_\_ 4 weeks \_\_\_\_\_ Other \_\_\_\_\_





1801 EAST STREET  
PITTSFIELD, MA 01201  
410.459.0001  
FAX 410.459.0511

# Technical Report

PROJECT NAME & NUMBER - Offsite - Bldg. 68 - 97405

prepared for

Maxymillian Technologies, Inc.  
1801 East Street  
Pittsfield, MA 01201

Attention: C. Trzcinski

January 18, 1999



Issue Date  
18 January 99

Report Number  
1999\MAXY\Misc\011499#1

## LABORATORY SERVICES TECHNICAL REPORT

### PREPARED FOR:

**Maxymillian Technologies, Inc.**  
1801 East Street  
Pittsfield, MA 01201  
(413) 499-3050

Project: Bldg. 68 - 97405

ATTENTION: C. Trzcinski

Six (6) wipe samples for PCB analysis and one (1) trip blank were received by the Maxymillian Technologies' Analytical Laboratory on January 14, 1999. An expedited turnaround time was requested.

All samples were analyzed within the method specified maximum allowed holding times. All quality control was within laboratory determined acceptable limits.


All samples are analyzed by EPA approved methodologies. The *MT* analytical laboratory is a MA DEP and NY DOH certified testing facility.

MA Certification Number      M-MA 146

NY Certification Number      11477

Report Reviewed By:

Date:

 1/14/99

John M. Massimiano  
Laboratory Director



Issue Date  
18 January 99

Report Number  
1999\MAXY\Misc\011499#1

### SAMPLE RECEPTION INFORMATION

Project                      Purchase Order      Requested TAT  
Bldg. 68 - 97405    ASAP

Quantity	Matrix	Analysis Method	Description	Collection Date	Preservative
6	Wipe	8082	PCBs	14 January 99	Cool 4° C
1	Trip Blank	8082	PCBs	14 January 99	Cool 4° C

Samples inspected upon receipt by:      Date Received  
LM    14 January 99



Issue Date  
18 January 99

Report Number  
1999\MAXY\Misc\011499#1

### ANALYSIS INFORMATION

#### Polychlorinated Biphenyls

Analysis Required EPA Method 8082	Extraction Method Shake	Analyst CR			Instrument GC-ECD
Sample ID	B-1 *	B-2 *	B-3 *	MDL	
	( $\mu\text{g}/100\text{cm}^2$ )	( $\mu\text{g}/100\text{cm}^2$ )	( $\mu\text{g}/100\text{cm}^2$ )	( $\mu\text{g}/100\text{cm}^2$ )	
Parameter PCBs	2.19	ND	ND	1.50	

QC Lot:  
0108998082-WIPE

\* BUCKET

#### Polychlorinated Biphenyls

Analysis Required EPA Method 8082	Extraction Method Shake	Analyst CR			Instrument GC-ECD
Sample ID	10A4 **	10B4 **	10C4 **	MDL	
	( $\mu\text{g}/100\text{cm}^2$ )	( $\mu\text{g}/100\text{cm}^2$ )	( $\mu\text{g}/100\text{cm}^2$ )	( $\mu\text{g}/100\text{cm}^2$ )	
Parameter PCBs	ND	ND	ND	1.50	

QC Lot:  
0108998082-WIPE

\*\* SHEETS

MDL = Analytical Method Detection Limit.

ND = Analyte of interest was not detected at the laboratory determined Analytical Method Detection Limit.



Issue Date  
18 January 99

Report Number  
1999\MAXY\Misc\011499#1

### Polychlorinated Biphenyls

Analysis Required EPA Method 8082	Extraction Method Shake	Analyst CR	Instrument GC-ECD
Sample ID	TRIP BLANK		MDL
Parameter	( $\mu\text{g}/100\text{cm}^2$ )		( $\mu\text{g}/100\text{cm}^2$ )
PCBs	ND		1.50

QC Lot:  
0108998082-WIPE

MDL = Analytical Method Detection Limit.

ND = Analyte of interest was not detected at the laboratory determined Analytical Method Detection Limit.



Issue Date  
18 January 99

Report Number  
1999\MAXY\Misc\01499#1

QC LOT INFORMATION /PCB

QA/QC Lot:	Sample ID	MS/MSD Limit	% Recovery MS	% Recovery MSD	% RPD	RPD Limit
0108998082-Wipe	NA	80-109	96.8%	93.1%	5	5

Note: % Recovery and RPD Limits are determined by demonstrated laboratory performance.



## CHAIN OF CUSTODY RECORD

Client: <u>MT</u> Date: <u>1/14/99</u> Report To: <u>Chet T</u> Address: _____ Telephone: _____	Project Name: _____ Project Number: <u>97405</u> Address: _____ Date Samples Collected: <u>1/14/99</u> By: <u>C. Rauscher</u>
---	---

Sampling Information					Analysis Required	# Of Cont.	Type of Cont.	Pres.	Comments: (special instruction, cautions, etc.)
ID#	Date	Time	Location	Sample Type					
B-1	1/14/99	A.M	Bldg 12	Wipe	PCB	1	40ml	-	
B-2	↓	↓	↓	↓	↓	↓	↓		
B-3	↓	↓	↓	↓	↓	↓	↓		
TB									

REMARKS: (special instructions, sample storage, non-standard sample bottles, etc.)

Bucket Bldg 68

Relinquished by: C. Rauscher Date: 1-14-99  
 Received by: K. Mielke Date: 1/14/99

Relinquished by: \_\_\_\_\_ Date: \_\_\_\_\_  
 Received by: \_\_\_\_\_ Date: \_\_\_\_\_

Relinquished by: \_\_\_\_\_ Date: \_\_\_\_\_  
 Received by: \_\_\_\_\_ Date: \_\_\_\_\_

Turnaround: ASAP 24 hrs. \_\_\_\_\_ 48 hrs. \_\_\_\_\_ 1 week \_\_\_\_\_ 2 weeks \_\_\_\_\_ 4 weeks \_\_\_\_\_ Other \_\_\_\_\_



## CHAIN OF CUSTODY RECORD

Client: <u>MT</u> Date: <u>1/14/99</u> Report To: <u>CHETT</u> Address: _____ Telephone: _____	Project Name: _____ Project Number: <u>97405</u> Address: _____ Date Samples Collected: <u>1/14/99</u> By: <u>C. RAUSCHER</u>
--	---

Sampling Information					Analysis Required	# Of Cont.	Type of Cont.	Pres.	Comments: (special instruction, cautions, etc.)
ID#	Date	Time	Location	Sample Type					
10 A 4	1/14/99	AM	BLDG 12	W. PE	PCB	1	40 ml		
10 B 4	↓	↓	↓	↓	↓	↓	↓		
10 C 4	↓	↓	↓	↓	↓	↓	↓		

REMARKS: (special instructions, sample storage, non-standard sample bottles, etc.)   	Relinquished by: <u>C. Rauscher</u> Date: <u>1-14-99</u> Received by: <u>L. Mittle</u> Date: <u>1/14/99</u>  Relinquished by: _____ Date: _____ Received by: _____ Date: _____  Relinquished by: _____ Date: _____ Received by: _____ Date: _____
--	--

Turnaround. ASA P 24 hrs. \_\_\_\_\_ 48 hrs. \_\_\_\_\_ 1 week \_\_\_\_\_ 2 weeks \_\_\_\_\_ 4 weeks \_\_\_\_\_ Other \_\_\_\_\_





1801 EAST STREET  
PITTSFIELD, MA 01201  
413 499-3050  
FAX 413 443-0511

# Technical Report

PROJECT NAME - Offsite - Bldg. 68

prepared for

Maxymillian Technologies, Inc.  
1801 East Street  
Pittsfield, MA 01201

Attention: C. Trzcinski

January 7, 1999



Issue Date  
07 January 99

Report Number  
1999\MAXY\Misc\010699#1

## LABORATORY SERVICES TECHNICAL REPORT

### PREPARED FOR:

**Maxymillian Technologies, Inc.**  
1801 East Street  
Pittsfield, MA 01201  
(413) 499-3050

Project: Bldg. 68

ATTENTION: C. Trzcinski

Fifteen (15) wipe samples for PCB analysis and one (1) trip blank were received by the Maxymillian Technologies' Analytical Laboratory on January 6, 1999. An expedited turnaround time was requested.

All samples were analyzed within the method specified maximum allowed holding times. All quality control was within laboratory determined acceptable limits.

All samples are analyzed by EPA approved methodologies. The *MT* analytical laboratory is a MA DEP and NY DOH certified testing facility.

MA Certification Number      M-MA 146

NY Certification Number      11477

Report Reviewed By:

Date:

 1/7/99

John M. Massimiano  
Laboratory Director



Issue Date  
07 January 99

Report Number  
1999\MAXY\Misc\010699#1

### SAMPLE RECEPTION INFORMATION

Project Bldg. 68	Purchase Order	Requested TAT ASAP				
Quantity	Matrix	Analysis Method	Description	Collection Date	Preservative	
15	Wipe	8082	PCBs	06 January 99	Cool 4° C	
1	Trip Blank	8082	PCBs	06 January 99	Cool 4° C	

Samples inspected upon receipt by:  
LM

Date Received  
06 January 99



Issue Date  
07 January 99

Report Number  
1999\MAXY\Misc\010699#1

### ANALYSIS INFORMATION

#### Polychlorinated Biphenyls

Analysis Required EPA Method 8082	Extraction Method Shake	Analyst CR	Instrument GC-ECD		
Sample ID	3A4 *	3B4 *	3C4 *	4A4 *	MDL
	( $\mu\text{g}/100\text{cm}^2$ )	( $\mu\text{g}/100\text{cm}^2$ )	( $\mu\text{g}/100\text{cm}^2$ )	( $\mu\text{g}/100\text{cm}^2$ )	( $\mu\text{g}/100\text{cm}^2$ )
<b>Parameter</b> PCBs	ND	2.88	43.9	38.0	1.50

QC Lot:  
1224988082-WIPE

#### Polychlorinated Biphenyls

Analysis Required EPA Method 8082	Extraction Method Shake	Analyst CR	Instrument GC-ECD		
Sample ID	4B4 *	4C4 *	5A4 *	5B4 *	MDL
	( $\mu\text{g}/100\text{cm}^2$ )	( $\mu\text{g}/100\text{cm}^2$ )	( $\mu\text{g}/100\text{cm}^2$ )	( $\mu\text{g}/100\text{cm}^2$ )	( $\mu\text{g}/100\text{cm}^2$ )
<b>Parameter</b> PCBs	32.5	ND	43.0	17.4	1.50

QC Lot:  
1224988082-WIPE

#### \* SHEETS

MDL = Analytical Method Detection Limit.

ND = Analyte of interest was not detected at the laboratory determined Analytical Method Detection Limit.



Issue Date  
07 January 99

Report Number  
1999\MAXY\Misc\010699#1

### Polychlorinated Biphenyls

Analysis Required EPA Method 8082	Extraction Method Shake	Analyst CR	Instrument GC-ECD	
Sample ID	5C4 *	7A4 *	7B4 *	MDL
	( $\mu\text{g}/100\text{cm}^2$ )	( $\mu\text{g}/100\text{cm}^2$ )	( $\mu\text{g}/100\text{cm}^2$ )	( $\mu\text{g}/100\text{cm}^2$ )
Parameter PCBs	ND	4.56	ND	1.50

QC Lot:  
1224988082-WIPE

### Polychlorinated Biphenyls

Analysis Required EPA Method 8082	Extraction Method Shake	Analyst CR	Instrument GC-ECD		
Sample ID	7C4 *	10A3 *	10B3 *	10C3 *	MDL
	( $\mu\text{g}/100\text{cm}^2$ )	( $\mu\text{g}/100\text{cm}^2$ )	( $\mu\text{g}/100\text{cm}^2$ )	( $\mu\text{g}/100\text{cm}^2$ )	( $\mu\text{g}/100\text{cm}^2$ )
Parameter PCBs	ND	ND	7.05	3.09	1.50

QC Lot:  
0106998082-WIPE

#### \* SHEETS

MDL = Analytical Method Detection Limit.

ND = Analyte of interest was not detected at the laboratory determined Analytical Method Detection Limit



Issue Date  
07 January 99

Report Number  
1999\MAXY\Misc\010699#1

### Polychlorinated Biphenyls

Analysis Required  
EPA Method 8082

Extraction Method  
Shake

Analyst  
CR

Instrument  
GC-ECD

Sample ID **TRIP BLANK**

MDL

---

Parameter	( $\mu\text{g}/100\text{cm}^2$ )	( $\mu\text{g}/100\text{cm}^2$ )
PCBs	<b>ND</b>	1.50

---

QC Lot:  
0106998082-WIPE

MDL = Analytical Method Detection Limit.

ND = Analyte of interest was not detected at the laboratory determined Analytical Method Detection Limit.



Issue Date  
07 January 99

Report Number  
1999\MAXY\Misc\010699#1

QC LOT INFORMATION /PCB

---

QA/QC Lot:	Sample ID	MS/MSD Limit	% Recovery MS	% Recovery MSD	% RPD	RPD Limit
1224988082-Wipe	NA	79-108	104%	104%	0.00%	5
0106998082-Wipe	NA	79-110	104%	102%	1.75%	5

---

Note: % Recovery and RPD Limits are determined by demonstrated laboratory performance.

## CHAIN OF CUSTODY RECORD

Client: <u>MT</u>	Project Name: <u>Bldg 68</u>
Date: <u>1/6/99</u>	Project Number: <u>97405</u>
Report To: <u>CHT T</u>	Address: _____
Address: _____	Date Samples Collected: <u>1/6/99</u>
Telephone: _____	By: <u>R. Simmons</u>

Sampling Information					Analysis Required	# Of Cont	Type of Cont.	Pres.	Comments: (special instruction, cautions, etc.)
ID#	Date	Time	Location	Sample Type					
3A4	1/6/99	A.M.	Bldg 12	Wipe	PCB	1	40ml	-	
3B4	↓	↓	↓	↓	↓	↓	↓		
3C4	↓	↓	↓	↓	↓	↓	↓		
4A4	↓	↓	↓	↓	↓	↓	↓		
4B4	↓	↓	↓	↓	↓	↓	↓		
4C4	↓	↓	↓	↓	↓	↓	↓		
5A4	↓	↓	↓	↓	↓	↓	↓		
5B4	↓	↓	↓	↓	↓	↓	↓		
5C4	↓	↓	↓	↓	↓	↓	↓		

REMARKS: (special instructions, sample storage, non-standard sample bottles, etc.)

4<sup>th</sup> sampling round

Relinquished by: R. Simmons Date: 1/6/99  
 Received by: R. Mullette Date: 1/6/99

Relinquished by: \_\_\_\_\_ Date: \_\_\_\_\_  
 Received by: \_\_\_\_\_ Date: \_\_\_\_\_

Relinquished by: \_\_\_\_\_ Date: \_\_\_\_\_  
 Received by: \_\_\_\_\_ Date: \_\_\_\_\_

Turnaround: ASAP 24 hrs.    48 hrs.    1 week    2 weeks    4 weeks    Other \_\_\_\_\_



### CHAIN OF CUSTODY RECORD

Client: <u>MT</u> Date: <u>1/6/99</u> Report To: <u>CHT T</u> Address: _____ Telephone: _____	Project Name: <u>Bldg 68</u> Project Number: <u>97405</u> Address: _____ Date Samples Collected: <u>1/6/99</u> By: <u>R. Simmons</u>
---	--

Sampling Information					Analysis Required	# of Cont.	Type of Cont.	Pres.	Comments: (special instruction, cautions, etc.)
ID#	Date	Time	Location	Sample Type					
7A4	1/6/99	A.M.	Bldg 12	Wipe	PCB	1	40ml	-	
7B4	↓	↓	↓	↓	↓	↓	↓		
7C4									
10A3									
10B3									
10C-3									

REMARKS: (special instructions, sample storage, non-standard sample bottles, etc.)  <u>4<sup>th</sup> sampling round</u>	Relinquished by: <u>R. Simmons</u> Date: <u>1/6/99</u> Received by: <u>J. Melitte</u> Date: <u>1/6/99</u>  Relinquished by: _____ Date: _____ Received by: _____ Date: _____  Relinquished by: _____ Date: _____ Received by: _____ Date: _____
--	--

Turnaround: 24 hrs. \_\_\_\_\_ 48 hrs. \_\_\_\_\_ 1 week \_\_\_\_\_ 2 weeks \_\_\_\_\_ 4 weeks \_\_\_\_\_ Other \_\_\_\_\_



1801 EAST STREET  
PITTSFIELD MA 01201  
413 499-3050  
FAX 413 443-0511

# Technical Report

PROJECT NAME - GE Bldg. 68 - 97405

prepared for

Maxymillian Technologies, Inc.  
1801 East Street  
Pittsfield, MA 01201

Attention: C. Trzcinski

December 28, 1998



Issue Date  
28 December 98

Report Number  
1998\MAXY\Misc\122498

## LABORATORY SERVICES TECHNICAL REPORT

### PREPARED FOR:

**Maxymillian Technologies, Inc.**  
1801 East Street  
Pittsfield, MA 01201  
(413) 499-3050

Project: GE Bldg. 68 - 97405

ATTENTION: C. Trzcinski

Ten (10) wipe samples for PCB analysis and one (1) trip blank were received by the Maxymillian Technologies' Analytical Laboratory on December 24, 1998. An expedited turnaround time was requested.

All samples were analyzed within the method specified maximum allowed holding times. All quality control was within laboratory determined acceptable limits.


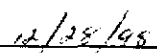
All samples are analyzed by EPA approved methodologies. The *MT* analytical laboratory is a MA DEP and NY DOH certified testing facility.

MA Certification Number      M-MA 146

NY Certification Number      11477

Report Reviewed By:

Date:

John M. Massimiano  
Laboratory Director



Issue Date  
24 December 98

Report Number  
1998MAXYMisc122498

### SAMPLE RECEPTION INFORMATION

Project	Purchase Order	Requested TAT			
GE Bldg. 68		ASAP			
Quantity	Matrix	Analysis Method	Description	Collection Date	Preservative
10	Wipe	8082	PCBs	24 December 98	Cool 4° C
1	Trip Blank	8082	PCBs	24 December 98	Cool 4° C

Samples inspected upon receipt by: CR  
Date Received: 24 December 98



Issue Date  
28 December 98

Report Number  
1998\MAX\Misc\122498

### ANALYSIS INFORMATION

#### Polychlorinated Biphenyls

Analysis Required EPA Method 8082	Extraction Method Shake	Analyst CR	Instrument GC-ECD		
Sample ID	4A3 *	4B3 *	4C3 *	5A3 *	MDL
	( $\mu\text{g}/100\text{cm}^2$ )	( $\mu\text{g}/100\text{cm}^2$ )	( $\mu\text{g}/100\text{cm}^2$ )	( $\mu\text{g}/100\text{cm}^2$ )	( $\mu\text{g}/100\text{cm}^2$ )
Parameter PCBs	70.6	2.73	11.0	ND	1.50

QC Lot:  
1217988082-WIPE

#### Polychlorinated Biphenyls

Analysis Required EPA Method 8082	Extraction Method Shake	Analyst CR	Instrument GC-ECD		
Sample ID	5B3 *	5C3 *	7A3 *	7B3 *	MDL
	( $\mu\text{g}/100\text{cm}^2$ )	( $\mu\text{g}/100\text{cm}^2$ )	( $\mu\text{g}/100\text{cm}^2$ )	( $\mu\text{g}/100\text{cm}^2$ )	( $\mu\text{g}/100\text{cm}^2$ )
Parameter PCBs	19.9	ND	23.9	ND	1.50

QC Lot:  
1217988082-WIPE

\* SHEETS

MDL = Analytical Method Detection Limit.

ND = Analyte of interest was not detected at the laboratory determined Analytical Method Detection Limit.



Issue Date  
18 December 98

Report Number  
1998\MAXY\Misc\121798

### Polychlorinated Biphenyls

Analysis Required EPA Method 8082	Extraction Method Shake	Analyst CR	Instrument GC-ECD			
	Sample ID	7C3 *	10A2 *	10B2 *	10C2 *	MDL
		( $\mu\text{g}/100\text{cm}^2$ )	( $\mu\text{g}/100\text{cm}^2$ )	( $\mu\text{g}/100\text{cm}^2$ )	( $\mu\text{g}/100\text{cm}^2$ )	( $\mu\text{g}/100\text{cm}^2$ )
Parameter PCBs		ND	ND	2.76	5.94	1.50

QC Lot:  
1217988082-WIPE

### Polychlorinated Biphenyls

Analysis Required EPA Method 8082	Extraction Method Shake	Analyst CR	Instrument GC-ECD		
	Sample ID	TB3			MDL
		( $\mu\text{g}/100\text{cm}^2$ )			( $\mu\text{g}/100\text{cm}^2$ )
Parameter PCBs		ND			1.50

QC Lot:  
1217988082-WIPE

#### \* SHEETS

MDL = Analytical Method Detection Limit.

ND = Analyte of interest was not detected at the laboratory determined Analytical Method Detection Limit.



Issue Date  
28 December 98

Report Number  
1998\MAXY\Misc\122498

QC LOT INFORMATION /PCB

QA/QC Lot:	Sample ID	MS/MSD Limit	% Recovery MS	% Recovery MSD	% RPD	RPD Limit
1217988082-Wipe	NA	81-106	101%	100%	1.13%	4

Note: % Recovery and RPD Limits are determined by demonstrated laboratory performance.

## CHAIN OF CUSTODY RECORD

Client: <u>MT</u> Date: <u>12/24/98</u> Report To: <u>CHET T.</u> Address: _____ Telephone: _____	Project Name: <u>BLDG 68</u> Project Number: <u>97405</u> Address: _____ Date Samples Collected: <u>12/24/98</u> By: <u>R. Simmons</u>
---	--

Sampling Information					Analysis Required	# Of Cont.	Type of Cont.	Pres.	Comments: (special instruction, cautions, etc.)
ID#	Date	Time	Location	Sample Type					
4A3	12/24/98	7:30 AM	Bldg 12	WIPE	PCB	1	70 ml	-	
4B3	↓	↓	↓	↓	↓	↓	↓		
4C3	↓	↓	↓	↓	↓	↓	↓		
5A3	↓	↓	↓	↓	↓	↓	↓		
5B3	↓	↓	↓	↓	↓	↓	↓		
5C3	↓	↓	↓	↓	↓	↓	↓		
7A3	↓	↓	↓	↓	↓	↓	↓		
7B3	↓	↓	↓	↓	↓	↓	↓		
7C3	↓	↓	↓	↓	↓	↓	↓		
10A2	↓	↓	↓	↓	↓	↓	↓		

REMARKS: (special instructions, sample storage, non-standard sample bottles, etc.)  <p style="font-size: 1.2em;">Sheeting - 3<sup>rd</sup> sampling round</p>	Relinquished by: <u>R. Simmons</u> Date: <u>12/24/98</u> Received by: <u>C. Karsch</u> Date: <u>12/24/98</u>  Relinquished by: _____ Date: _____ Received by: _____ Date: _____  Relinquished by: _____ Date: _____ Received by: _____ Date: _____
---	---

Turnaround: ASAP 24 hrs. \_\_\_\_\_ 48 hrs. \_\_\_\_\_ 1 week \_\_\_\_\_ 2 weeks \_\_\_\_\_ 4 weeks \_\_\_\_\_ Other \_\_\_\_\_



### CHAIN OF CUSTODY RECORD

Client: <u>MT</u> Date: <u>12/24/98</u> Report To: <u>CHET T</u> Address: _____ Telephone: _____	Project Name: <u>BLDG 68</u> Project Number: <u>97405</u> Address: _____ Date Samples Collected: <u>12/24/98</u> By: <u>R. SIMMONS</u>
--	--

Sampling Information					Analysis Required	# Of Cont.	Type of Cont.	Pres.	Comments: (special instruction, cautions, etc.)
ID#	Date	Time	Location	Sample Type					
10 B 2	12/24/98	7:30 am	Bldg 12	WIPE	PCB	1	to ml		
10 C 2	↓	↓	↓	↓	↓	↓	↓		
TB 3	↓	↓	↓	↓	↓	↓	↓		

REMARKS: (special instructions, sample storage, non-standard sample bottles, etc.)  <u>Sheeting - 3<sup>rd</sup> sampling round</u>	Relinquished by: <u>R. Simmons</u> Date: <u>12/24/98</u> Received by: <u>C. Russell</u> Date: <u>12/24/98</u>  Relinquished by: _____ Date: _____ Received by: _____ Date: _____  Relinquished by: _____ Date: _____ Received by: _____ Date: _____
---	--

Turnaround: ASAP 24 hrs. \_\_\_\_\_ 48 hrs. \_\_\_\_\_ 1 week \_\_\_\_\_ 2 weeks \_\_\_\_\_ 4 weeks \_\_\_\_\_ Other \_\_\_\_\_



1801 EAST STREET  
PITTSFIELD, MA 01201  
413 499-3050  
FAX 413 443-0511

# Technical Report

PROJECT NAME - GE Bldg. 68 - 97405

prepared for

Maxymillian Technologies, Inc.  
1801 East Street  
Pittsfield, MA 01201

Attention: C. Trzcinski

December 18, 1998



Issue Date  
18 December 98

Report Number  
1998\MAXY\Misc\121798

## LABORATORY SERVICES TECHNICAL REPORT

### PREPARED FOR:

**Maxymillian Technologies, Inc.**  
1801 East Street  
Pittsfield, MA 01201  
(413) 499-3050

Project: GE Bldg. 68 - 97405

ATTENTION: C. Trzcinski

Nineteen (19) wipe samples for PCB analysis and one (1) trip blank were received by the Maxymillian Technologies' Analytical Laboratory on December 17, 1998. An expedited turnaround time was requested.

All samples were analyzed within the method specified maximum allowed holding times. All quality control was within laboratory determined acceptable limits.


All samples are analyzed by EPA approved methodologies. The *MT* analytical laboratory is a MA DEP and NY DOH certified testing facility.

MA Certification Number M-MA 146

NY Certification Number 11477

Report Reviewed By:

Date:

  
\_\_\_\_\_ 12/18/98

John M. Massimiano  
Laboratory Director



Issue Date  
18 December 98

Report Number  
1998\MAXY\Misc\121798

### SAMPLE RECEPTION INFORMATION

Project	Purchase Order	Requested TAT			
GE Bldg. 68		ASAP			
Quantity	Matrix	Analysis Method	Description	Collection Date	Preservative
19	Wipe	8082	PCBs	17 December 98	Cool 4° C
1	Trip Blank	8082	PCBs	17 December 98	Cool 4° C

Samples inspected upon receipt by:  
JM

Date Received  
17 December 98



Issue Date  
18 December 98

Report Number  
1998\MAXY\Misc\121798

### ANALYSIS INFORMATION

#### Polychlorinated Biphenyls

Analysis Required EPA Method 8082	Extraction Method Shake	Analyst CR	Instrument GC-ECD		
Sample ID	1A2 *	1B2 *	1C2 *	3A2 *	MDL
Parameter PCBs	( $\mu\text{g}/100\text{cm}^2$ ) ND	( $\mu\text{g}/100\text{cm}^2$ ) ND	( $\mu\text{g}/100\text{cm}^2$ ) ND	( $\mu\text{g}/100\text{cm}^2$ ) 1.80	( $\mu\text{g}/100\text{cm}^2$ ) 1.50

QC Lot:  
1211988082-WIPE

#### Polychlorinated Biphenyls

Analysis Required EPA Method 8082	Extraction Method Shake	Analyst CR	Instrument GC-ECD		
Sample ID	3B2 *	3C2 *	4A2 *	4B2 *	MDL
Parameter PCBs	( $\mu\text{g}/100\text{cm}^2$ ) 2.10	( $\mu\text{g}/100\text{cm}^2$ ) 6.60	( $\mu\text{g}/100\text{cm}^2$ ) 42.3	( $\mu\text{g}/100\text{cm}^2$ ) 30.9	( $\mu\text{g}/100\text{cm}^2$ ) 1.50

QC Lot:  
1211988082-WIPE

\* SHEETS

MDL = Analytical Method Detection Limit.

ND = Analyte of interest was not detected at the laboratory determined Analytical Method Detection Limit.



Issue Date  
18 December 98

Report Number  
1998\MAXY\Misc\121798

### Polychlorinated Biphenyls

Analysis Required EPA Method 8082	Extraction Method Shake	Analyst CR	Instrument GC-ECD	
Sample ID	4C2 *	5A2 *	5B2 *	MDL
	( $\mu\text{g}/100\text{cm}^2$ )	( $\mu\text{g}/100\text{cm}^2$ )	( $\mu\text{g}/100\text{cm}^2$ )	( $\mu\text{g}/100\text{cm}^2$ )
Parameter PCBs	3.72	ND	43.2	1.50

QC Lot:  
1210988082-WIPE

### Polychlorinated Biphenyls

Analysis Required EPA Method 8082	Extraction Method Shake	Analyst CR	Instrument GC-ECD		
Sample ID	5C2 *	7A2 *	7B2 *	7C2 *	MDL
	( $\mu\text{g}/100\text{cm}^2$ )	( $\mu\text{g}/100\text{cm}^2$ )	( $\mu\text{g}/100\text{cm}^2$ )	( $\mu\text{g}/100\text{cm}^2$ )	( $\mu\text{g}/100\text{cm}^2$ )
Parameter PCBs	ND	49.5	ND	ND	1.50

QC Lot:  
1217988082-WIPE

\* SHEETS

MDL = Analytical Method Detection Limit.

ND = Analyte of interest was not detected at the laboratory determined Analytical Method Detection Limit.



Issue Date  
11 December 98

Report Number  
1998\MAXY\Misc\121098

### Polychlorinated Biphenyls

Analysis Required EPA Method 8082	Extraction Method Shake	Analyst CR	Instrument GC-ECD		
Sample ID	8A2 *	8B2 *	8C2 *	10C *	MDL
	( $\mu\text{g}/100\text{cm}^2$ )	( $\mu\text{g}/100\text{cm}^2$ )	( $\mu\text{g}/100\text{cm}^2$ )	( $\mu\text{g}/100\text{cm}^2$ )	( $\mu\text{g}/100\text{cm}^2$ )
Parameter PCBs	1.74	1.86	ND	15.7	1.50

QC Lot:  
1217988082-WIPE

### Polychlorinated Biphenyls

Analysis Required EPA Method 8082	Extraction Method Shake	Analyst CR	Instrument GC-ECD		
Sample ID	TB1-2 *				MDL
	( $\mu\text{g}/100\text{cm}^2$ )				( $\mu\text{g}/100\text{cm}^2$ )
Parameter PCBs	ND				1.50

QC Lot:  
1217988082-WIPE

\* SHEETS

MDL = Analytical Method Detection Limit.

ND = Analyte of interest was not detected at the laboratory determined Analytical Method Detection Limit.



Issue Date  
18 December 98

Report Number  
1998\MAXY\Misc\121798

QC LOT INFORMATION /PCB

QA/QC Lot:	Sample ID	MS/MSD Limit	% Recovery MS	% Recovery MSD	% RPD	RPD Limit
1211988082-Wipe	NA	81-105	92.5%	89.0%	4.07%	4
1217988082-Wipe	NA	81-106	101%	100%	1.13%	4

Note: % Recovery and RPD Limits are determined by demonstrated laboratory performance.



## CHAIN OF CUSTODY RECORD

Client: <u>MT</u> Date: <u>12/17/98</u> Report To: <u>Chet T.</u> Address: _____ Telephone: _____	Project Name: <u>GE - Bldg 68</u> Project Number: <u>97405</u> Address: _____ Date Samples Collected: <u>12/17/98</u> By: <u>R. Simmons</u>
---	---

Sampling Information					Analysis Required	# Of Cont.	Type of Cont.	Pres.	Comments: (special instruction, cautions, etc.)
ID#	Date	Time	Location	Sample Type					
1A2	12/17/98	1:00	Bldg 12	WIPE	PCB	1	40ml	NONE	
1B2	↓	1:05	↓	↓	↓	↓	↓	↓	
1C2	↓	1:09	↓	↓	↓	↓	↓	↓	
3A2	↓	1:01	↓	↓	↓	↓	↓	↓	
3B2	↓	1:15	↓	↓	↓	↓	↓	↓	
3C2	↓	1:18	↓	↓	↓	↓	↓	↓	
4A2	↓	1:22	↓	↓	↓	↓	↓	↓	
4B2	↓	1:25	↓	↓	↓	↓	↓	↓	
4C2	↓	1:30	↓	↓	↓	↓	↓	↓	
5A2	↓	1:32	↓	↓	↓	↓	↓	↓	

REMARKS: (special instructions, sample storage, non-standard sample bottles, etc.)    	Relinquished by: <u>R. Simmons</u> Date: <u>12/17/98</u> Received by: <u>John Minnie</u> Date: <u>12/17/98</u>  Relinquished by: _____ Date: _____ Received by: _____ Date: _____  Relinquished by: _____ Date: _____ Received by: _____ Date: _____
--	---

Turnaround: ASAP 24 hrs.    48 hrs.    1 week    2 weeks    4 weeks    Other \_\_\_\_\_

## CHAIN OF CUSTODY RECORD

Client: <u>MT</u> Date: <u>12/17/98</u> Report To: <u>Chet T.</u> Address: _____ Telephone: _____	Project Name: <u>G.E. Bldg 68</u> Project Number: <u>97405</u> Address: _____ Date Samples Collected: <u>12/17/98</u> By: <u>R. Simmons</u>
---	---

Sampling Information					Analysis Required	# of Cont	Type of Cont	Pres.	Comments: (special instruction, cautions, etc.)
ID#	Date	Time	Location	Sample Type					
5B2	12/17	1:38	Bldg 12	WIPE	PCB	1	40 ml	None	
5C2	↓	1:40	↓	↓	↓	↓	↓	↓	
7A2	↓	1:43	↓	↓	↓	↓	↓	↓	
7B2	↓	1:45	↓	↓	↓	↓	↓	↓	
7C2	↓	1:48	↓	↓	↓	↓	↓	↓	
8A2	↓	1:52	↓	↓	↓	↓	↓	↓	
8B2	↓	1:55	↓	↓	↓	↓	↓	↓	
8C2	↓	1:58	↓	↓	↓	↓	↓	↓	
10C	↓	2:00	↓	↓	↓	↓	↓	↓	
TB1-2	↓	1:00	↓	↓	↓	↓	↓	↓	

REMARKS: (special instructions, sample storage, non-standard sample bottles, etc.)    	Relinquished by: <u>R. Simmons</u> Date: <u>12/17/98</u> Received by: <u>John Millian</u> Date: <u>12/17/98</u>  Relinquished by: _____ Date: _____ Received by: _____ Date: _____  Relinquished by: _____ Date: _____ Received by: _____ Date: _____
--	--

Turnaround: ASAP 24 hrs. \_\_\_\_\_ 48 hrs. \_\_\_\_\_ 1 week \_\_\_\_\_ 2 weeks \_\_\_\_\_ 4 weeks \_\_\_\_\_ Other \_\_\_\_\_



1801 EAST STREET  
PITTSFIELD, MA 01201  
413 499-3050  
FAX 413 443-0511

# Technical Report

PROJECT NAME - GE Bldg. 68 - 97405

prepared for

Maxymillian Technologies, Inc.  
1801 East Street  
Pittsfield, MA 01201

Attention: C. Trzcinski

December 11, 1998



Issue Date  
11 December 98

Report Number  
1998\MAXY\Misc\121098

## LABORATORY SERVICES TECHNICAL REPORT

### PREPARED FOR:

**Maxymillian Technologies, Inc.**  
1801 East Street  
Pittsfield, MA 01201  
(413) 499-3050

**Project: GE Bldg. 68 - 97405**

**ATTENTION: C. Trzcinski**

Twenty-nine (29) wipe samples for PCB analysis and one (1) trip blank were received by the Maxymillian Technologies' Analytical Laboratory on December 10, 1998. An expedited turnaround time was requested.

All samples were analyzed within the method specified maximum allowed holding times. All quality control was within laboratory determined acceptable limits.



All samples are analyzed by EPA approved methodologies. The *MT* analytical laboratory is a MA DEP and NY DOH certified testing facility.

MA Certification Number      M-MA 146

NY Certification Number      11477

Report Reviewed By:

Date:

John M. Massimiano  
Laboratory Director



Issue Date  
11 December 98

Report Number  
1998\MAXY\Misc\121098

### SAMPLE RECEPTION INFORMATION

Project	Purchase Order	Requested TAT			
GE Bldg. 68		ASAP			
Quantity	Matrix	Analysis Method	Description	Collection Date	Preservative
29	Wipe	8082	PCBs	10 December 98	Cool 4° C
1	Trip Blank	8082	PCBs	10 December 98	Cool 4° C

Samples inspected upon receipt by:  
LM

Date Received  
10 December 98



Issue Date  
11 December 98

Report Number  
1998\MAXY\Misc\121098

### ANALYSIS INFORMATION

#### Polychlorinated Biphenyls

Analysis Required EPA Method 8082	Extraction Method Shake	Analyst CR			Instrument GC-ECD	
Sample ID	1A *	1B *	1C *	2A *	MDL	
	( $\mu\text{g}/100\text{cm}^2$ )	( $\mu\text{g}/100\text{cm}^2$ )	( $\mu\text{g}/100\text{cm}^2$ )	( $\mu\text{g}/100\text{cm}^2$ )	( $\mu\text{g}/100\text{cm}^2$ )	
Parameter PCBs	47.4	2.79	ND	ND	1.50	

QC Lot:  
1210988082-WIPE

#### Polychlorinated Biphenyls

Analysis Required EPA Method 8082	Extraction Method Shake	Analyst CR			Instrument GC-ECD	
Sample ID	2B *	2C *	3A *	3B *	MDL	
	( $\mu\text{g}/100\text{cm}^2$ )	( $\mu\text{g}/100\text{cm}^2$ )	( $\mu\text{g}/100\text{cm}^2$ )	( $\mu\text{g}/100\text{cm}^2$ )	( $\mu\text{g}/100\text{cm}^2$ )	
Parameter PCBs	ND	ND	27.4	12.8	1.50	

QC Lot:  
1210988082-WIPE

\* SHEETS

MDL = Analytical Method Detection Limit.

ND = Analyte of interest was not detected at the laboratory determined Analytical Method Detection Limit.



Issue Date  
11 December 98

Report Number  
1998\MAXY\Misc\121098

### Polychlorinated Biphenyls

Analysis Required EPA Method 8082	Extraction Method Shake	Analyst CR	Instrument GC-ECD		
Sample ID	3C *	4A *	4B *	4C *	MDL
	( $\mu\text{g}/100\text{cm}^2$ )	( $\mu\text{g}/100\text{cm}^2$ )	( $\mu\text{g}/100\text{cm}^2$ )	( $\mu\text{g}/100\text{cm}^2$ )	( $\mu\text{g}/100\text{cm}^2$ )
Parameter PCBs	63.0	5.16	13.8	14.8	1.50

QC Lot:  
1210988082-WIPE

### Polychlorinated Biphenyls

Analysis Required EPA Method 8082	Extraction Method Shake	Analyst CR	Instrument GC-ECD		
Sample ID	5A *	5B *	5C *	6A *	MDL
	( $\mu\text{g}/100\text{cm}^2$ )	( $\mu\text{g}/100\text{cm}^2$ )	( $\mu\text{g}/100\text{cm}^2$ )	( $\mu\text{g}/100\text{cm}^2$ )	( $\mu\text{g}/100\text{cm}^2$ )
Parameter PCBs	22.2	ND	59.4	ND	1.50

QC Lot:  
1210988082-WIPE

\* SHEETS

MDL = Analytical Method Detection Limit.

ND = Analyte of interest was not detected at the laboratory determined Analytical Method Detection Limit.



Issue Date  
11 December 98

Report Number  
1998\MAX\Misc\121098

### Polychlorinated Biphenyls

Analysis Required EPA Method 8082	Extraction Method Shake	Analyst CR		Instrument GC-ECD	
Sample ID	6B *	6C *	7A *	7B *	MDL
	( $\mu\text{g}/100\text{cm}^2$ )	( $\mu\text{g}/100\text{cm}^2$ )	( $\mu\text{g}/100\text{cm}^2$ )	( $\mu\text{g}/100\text{cm}^2$ )	( $\mu\text{g}/100\text{cm}^2$ )
Parameter PCBs	3.54	5.01	ND	23.0	1.50

QC Lot:  
1210988082-WIPE

### Polychlorinated Biphenyls

Analysis Required EPA Method 8082	Extraction Method Shake	Analyst CR		Instrument GC-ECD	
Sample ID	7C *	8A *	8B *	8C *	MDL
	( $\mu\text{g}/100\text{cm}^2$ )	( $\mu\text{g}/100\text{cm}^2$ )	( $\mu\text{g}/100\text{cm}^2$ )	( $\mu\text{g}/100\text{cm}^2$ )	( $\mu\text{g}/100\text{cm}^2$ )
Parameter PCBs	ND	ND	ND	44.7	1.50

QC Lot:  
1211988082-WIPE

\* SHEETS

MDL = Analytical Method Detection Limit.

ND = Analyte of interest was not detected at the laboratory determined Analytical Method Detection Limit.





Issue Date  
11 December 98

Report Number  
1998\MAXY\Misc\121098

### Polychlorinated Biphenyls

Analysis Required EPA Method 8082	Extraction Method Shake	Analyst CR	Instrument GC-ECD		
Sample ID	9A *	9B *	9C *	10A *	MDL
	( $\mu\text{g}/100\text{cm}^2$ )	( $\mu\text{g}/100\text{cm}^2$ )	( $\mu\text{g}/100\text{cm}^2$ )	( $\mu\text{g}/100\text{cm}^2$ )	( $\mu\text{g}/100\text{cm}^2$ )
Parameter PCBs	2.88	ND	1.86	ND	1.50

QC Lot:  
1211988082-WIPE

### Polychlorinated Biphenyls

Analysis Required EPA Method 8082	Extraction Method Shake	Analyst CR	Instrument GC-ECD		
Sample ID	10B *				MDL
	( $\mu\text{g}/100\text{cm}^2$ )	( $\mu\text{g}/100\text{cm}^2$ )	( $\mu\text{g}/100\text{cm}^2$ )	( $\mu\text{g}/100\text{cm}^2$ )	( $\mu\text{g}/100\text{cm}^2$ )
Parameter PCBs	3.63				1.50

QC Lot:  
1211988082-WIPE

\* SHEETS

MDL = Analytical Method Detection Limit.

ND = Analyte of interest was not detected at the laboratory determined Analytical Method Detection Limit.



Issue Date  
11 December 98

Report Number  
1998\MAXY\Misc\121098

### Polychlorinated Biphenyls

Analysis Required EPA Method 8082	Extraction Method Shake	Analyst CR	Instrument GC-ECD
Sample ID	TRIP BLANK		MDL
Parameter	( $\mu\text{g}/100\text{cm}^2$ )		( $\mu\text{g}/100\text{cm}^2$ )
PCBs	ND		1.50

QC Lot:  
1211988082-WIPE

MDL = Analytical Method Detection Limit.  
ND = Analyte of interest was not detected at the laboratory determined Analytical Method Detection Limit.



Issue Date  
11 December 98

Report Number  
1998\MAXY\Misc\121098

QC LOT INFORMATION /PCB

QA/QC Lot:	Sample ID	MS/MSD Limit	% Recovery MS	% Recovery MSD	% RPD	RPD Limit
1210988082-Wipe	NA	82-105	90.7%	90.7%	0.00%	4
1211988082-Wipe	NA	81-105	92.5%	89.0%	4.07%	4

Note: % Recovery and RPD Limits are determined by demonstrated laboratory performance.

#10F3



# CHAIN OF CUSTODY RECORD

Client: <u>MAXY TECH.</u> Date: <u>12-10-98</u> Report To: <u>CHET. T.</u> Address: <u>6E BUDD 68, PITTSFIELD, MA.</u> Telephone: _____	Project Name: <u>BUDD 68</u> Project Number: <u>97405</u> Address: _____ Date Samples Collected: <u>12-10-98</u> By: <u>C. RAUSCHER / A. Simmonds</u>
---	---

Sampling Information					Analysis Required	# Of Cont.	Type of Cont.	Pres.	Comments: (special instruction, cautions, etc.)
ID#	Date	Time	Location	Sample Type					
1A	① 12-10-98	A.M.	BUDD 12	WIPE	PCB	1	40ml	NONE	NONE
1B	↓	↓	↓	↓	↓	1	↓	↓	↓
1C	↓	↓	↓	↓	↓	1	↓	↓	↓
2A	↓	↓	↓	↓	↓	1	↓	↓	↓
2B	↓	↓	↓	↓	↓	1	↓	↓	↓
2C	↓	↓	↓	↓	↓	1	↓	↓	↓
3A	↓	↓	↓	↓	↓	1	↓	↓	↓
3B	↓	↓	↓	↓	↓	1	↓	↓	↓
3C	↓	↓	↓	↓	↓	1	↓	↓	↓
4A	↓	↓	↓	↓	↓	1	↓	↓	↓

REMARKS: (special instructions, sample storage, non-standard sample bottles, etc.)  ① - SHEETS	Relinquished by: <u>C. Rauscher</u> Date: <u>12-10-98</u> Received by: <u>Buffy Mellette</u> Date: <u>12/10/98</u>  Relinquished by: _____ Date: _____ Received by: _____ Date: _____  Relinquished by: _____ Date: _____ Received by: _____ Date: _____
--	---

Turnaround: 24 hrs. \_\_\_\_\_ 48 hrs. \_\_\_\_\_ 1 week \_\_\_\_\_ 2 weeks \_\_\_\_\_ 4 weeks \_\_\_\_\_ Other \_\_\_\_\_

2073



# CHAIN OF CUSTODY RECORD

Client: <u>MAXY TECH</u>	Project Name: <u>BLDG 68</u>
Date: <u>12-10-98</u>	Project Number: <u>97405</u>
Report To: <u>CHRISTY</u>	Address: _____
Address: <u>GE BLDG 68, PITTSFIELD, MA</u>	Date Samples Collected: <u>12-10-98</u>
Telephone: _____	By: <u>C. RAUSCHER / R. SIMMONS</u>

Sampling Information						Analysis Required	# Of Cont.	Type of Cont.	Pres.	Comments: (special instruction, cautions, etc.)
ID#	Date	Time	Location	Sample Type						
4B ①	12-10-98	AM	BLDG 12	WIPE	PCB	1	40ml	NONE	NONE	
4C						1				
5A						1				
5B						1				
5C						1				
6A						1				
6B						1				
6C						1				
7A						1				
7B						1				

REMARKS: (special instructions, sample storage, non-standard sample bottles, etc.)

① - SHEETS

Relinquished by: C. Rauscher Date: 12-10-98  
 Received by: Ducy Millette Date: 2/10/98

Relinquished by: \_\_\_\_\_ Date: \_\_\_\_\_  
 Received by: \_\_\_\_\_ Date: \_\_\_\_\_

Relinquished by: \_\_\_\_\_ Date: \_\_\_\_\_  
 Received by: \_\_\_\_\_ Date: \_\_\_\_\_

Turnaround: 24 hrs. \_\_\_\_\_ 48 hrs. \_\_\_\_\_ 1 week \_\_\_\_\_ 2 weeks \_\_\_\_\_ 4 weeks \_\_\_\_\_ Other \_\_\_\_\_

#3073



# CHAIN OF CUSTODY RECORD

Client: <u>MAXY TECH</u>	Project Name: <u>BLDG 68</u>
Date: <u>12-10-98</u>	Project Number: <u>97405</u>
Report To: <u>CHET T.</u>	Address: _____
Address: <u>GE BLDG 68, PITTSFIELD, MA.</u>	Date Samples Collected: <u>12-10-98</u>
Telephone: _____	By: <u>C. RAUSCHER / R. SIMMONS.</u>

Sampling Information					Analysis Required	# Of Cont.	Type of Cont.	Pres.	Comments: (special instruction, cautions, etc.)
ID#	Date	Time	Location	Sample Type					
7C	12-10-98	AM	BLDG 12	WIPE	PCB	1	4ml	none	none
8A						/			
8B						/			
8C						/			
9A						/			
9B						/			
9C						/			
10A						/			
10B						/			
TRIP BLANK						/			

REMARKS: (special instructions, sample storage, non-standard sample bottles, etc.)

① - SHEETS

Relinquished by: C. Rauscher Date: 12-10-98  
 Received by: Lucy Milette Date: 12/10/98

Relinquished by: \_\_\_\_\_ Date: \_\_\_\_\_  
 Received by: \_\_\_\_\_ Date: \_\_\_\_\_

Relinquished by: \_\_\_\_\_ Date: \_\_\_\_\_  
 Received by: \_\_\_\_\_ Date: \_\_\_\_\_

Turnaround: 24 hrs. \_\_\_\_\_ 48 hrs. \_\_\_\_\_ 1 week \_\_\_\_\_ 2 weeks \_\_\_\_\_ 4 weeks \_\_\_\_\_ Other \_\_\_\_\_



1801 EAST STREET  
PITTSFIELD, MA 01201  
413 499-3050  
FAX 413 443-0511

# Technical Report

PROJECT NAME - GE Offsite - 97405

prepared for

Maxymillian Technologies, Inc.  
1801 East Street  
Pittsfield, MA 01201

Attention: C. Trzcinski

August 25, 1998



Issue Date  
25 August 98

Report Number  
1998\MAXY\Misc\082498#2

## LABORATORY SERVICES TECHNICAL REPORT

### PREPARED FOR:

**Maxymillian Technologies, Inc.**  
1801 East Street  
Pittsfield, MA 01201  
(413) 499-3050

**Project: GE Offsite - 97405**

**ATTENTION: C. Trzcinski**

Four (4) wipe samples for PCB analysis and one (1) trip blank were received by the Maxymillian Technologies' Analytical Laboratory on August 24, 1998. An expedited turnaround time was requested.

All samples were analyzed within the method specified maximum allowed holding times. All quality control was within laboratory determined acceptable limits.


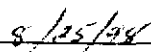
All samples are analyzed by EPA approved methodologies. The *MT* analytical laboratory is a MA DEP and NY DOH certified testing facility.

MA Certification Number      M-MA 146

NY Certification Number      11477

Report Reviewed By:

Date:

John M. Massimiano  
Laboratory Director





Issue Date  
25 August 98

Report Number  
1998\MAXY\Misc\082498#2

### SAMPLE RECEPTION INFORMATION

Project GE Offsite	Purchase Order	Requested TAT ASAP				
Quantity	Matrix	Analysis Method	Description	Collection Date	Preservative	
4	Wipe	8082	PCBs	24 August 98	Cool 4° C	
1	Trip Blank	8082	PCBs	24 August 98	Cool 4° C	

Samples inspected upon receipt by: LM  
Date Received: 24 August 98



Issue Date  
25 August 98

Report Number  
1998\MAXY\Misc\082498#2

### ANALYSIS INFORMATION

#### Polychlorinated Biphenyls

Analysis Required EPA Method 8082	Extraction Method Shake	Analyst CR	Instrument GC-ECD	Sample ID	GE-CS1 *	GE-CS2 *	GE-CM1 *	GE-CM2 *	MDL
					( $\mu\text{g}/100\text{cm}^2$ )	( $\mu\text{g}/100\text{cm}^2$ )	( $\mu\text{g}/100\text{cm}^2$ )	( $\mu\text{g}/100\text{cm}^2$ )	( $\mu\text{g}/100\text{cm}^2$ )
Parameter PCBs					ND	1.62	ND	ND	1.50

QC Lot:  
0824988082-WIPE

\* DRILLS

MDL = Analytical Method Detection Limit.

ND = Analyte of interest was not detected at the laboratory determined Analytical Method Detection Limit.



Issue Date  
25 August 98

Report Number  
1998\MAXY\Misc\082498#2

### Polychlorinated Biphenyls

Analysis Required EPA Method 8082	Extraction Method Shake	Analyst CR	Instrument GC-ECD
Sample ID	TRIP BLANK		MDL
	( $\mu\text{g}/100\text{cm}^2$ )		( $\mu\text{g}/100\text{cm}^2$ )
Parameter PCBs	ND		1.50

QC Lot:  
0824988082-WIPE

MDL = Analytical Method Detection Limit.

ND = Analyte of interest was not detected at the laboratory determined Analytical Method Detection Limit.



Issue Date  
25 August 98

Report Number  
1998\MAXY\Misc\082498#2

QC LOT INFORMATION /PCB

---

QA/QC Lot:	Sample ID	MS/MSD Limit	% Recovery MS	% Recovery MSD	% RPD	RPD Limit
0824988082-Wipe	NA	84-103	90.3%	86.6%	4.41%	2

---

Note: % Recovery and RPD Limits are determined by demonstrated laboratory performance.



## CHAIN OF CUSTODY RECORD

Client: <u>MAXY TECH</u> Date: <u>8/24/98</u> Report To: <u>CHET</u> Address: _____ Telephone: _____	Project Name: <u>Bldg. 68</u> Project Number: <u>97405</u> Address: <u>EAST ST. PITTSFIELD</u> Date Samples Collected: <u>8/24/98</u> By: <u>BRIAN HART</u>
--	---

Sampling Information					Analysis Required	# Of Cont.	Type of Cont.	Pres.	Comments: (special instruction, cautions, etc.)
ID#	Date	Time	Location	Sample Type					
GE-CS1	8/24/98	8:05	middle (3pc.)	WIPE	PCB'S	1	40ml		
GE-CS2	↓	8:07	middle (2pc.)	↓	↓	1	↓		
GE-CM1	↓	8:09	middle (2pc.)	↓	↓	1	↓		
GE-CM2	↓	8:11	middle (3pc.)	↓	↓	1	↓		
TRIP BLANK	↓	8:00	-	WIPE	PCB'S	1	40ml		

REMARKS: (special instructions, sample storage, non-standard sample bottles, etc.)    	Relinquished by: <u>Brian Hart</u> Date: <u>8/24/98</u> Received by: <u>Lucy Mellette</u> Date: <u>8/24/98</u>  Relinquished by: _____ Date: _____ Received by: _____ Date: _____  Relinquished by: _____ Date: _____ Received by: _____ Date: _____
--	---

Turnaround:    24 hrs. \_\_\_\_\_    48 hrs. \_\_\_\_\_    1 week \_\_\_\_\_    2 weeks       4 weeks \_\_\_\_\_    Other ASAP



1801 EAST STREET  
PITTSFIELD, MA 01201  
413 499-3050  
FAX 413 443-0511

# Technical Report

PROJECT NAME - GE Bldg. 68- 97405

prepared for

Maxymillian Technologies, Inc.  
1801 East Street  
Pittsfield, MA 01201

Attention: C. Trzcinski

June 29, 1998



Issue Date  
29 June 98

Report Number  
1998\MAXY\Misc\062698

## LABORATORY SERVICES TECHNICAL REPORT

### PREPARED FOR:

**Maxymillian Technologies, Inc.**  
**1801 East Street**  
**Pittsfield, MA 01201**  
**(413) 499-3050**

**Project: GE Offsite - 97527**

**ATTENTION: C. Trzcinski**

Six (6) wipe samples for PCB analysis and one (1) trip blank were received by the Maxymillian Technologies' Analytical Laboratory on June 26, 1998. An expedited turnaround time was requested.

All samples were analyzed within the method specified maximum allowed holding times. All quality control was within laboratory determined acceptable limits.


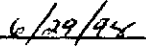
All samples are analyzed by EPA approved methodologies. The *MT* analytical laboratory is a MA DEP and NY DOH certified testing facility.

MA Certification Number      M-MA 146

NY Certification Number      11477

Report Reviewed By:

Date:

John M. Massimiano  
Laboratory Director



Issue Date  
29 June 98

Report Number  
1998\MAXY\Misc\062698

### SAMPLE RECEPTION INFORMATION

Project  
GE Bldg. 68

Purchase Order

Requested TAT  
ASAP

Quantity	Matrix	Analysis Method	Description	Collection Date	Preservative
6	Wipe	8082	PCBs	26 June 98	Cool 4° C
1	Field Blank	8082	PCBs	26 June 98	Cool 4° C

Samples inspected upon receipt by:  
LM

Date Received  
26 June 98





Issue Date  
29 June 98

Report Number  
1998\MAXY\Misc\062698

### ANALYSIS INFORMATION

#### Polychlorinated Biphenyls

Analysis Required EPA Method 8082	Extraction Method Shake	Analyst CR	Instrument GC-ECD		
	Sample ID	68T1-1R *	68T1-2R *	68T1-3R*	MDL
		( $\mu\text{g}/100\text{cm}^2$ )	( $\mu\text{g}/100\text{cm}^2$ )	( $\mu\text{g}/100\text{cm}^2$ )	( $\mu\text{g}/100\text{cm}^2$ )
Parameter PCBs	ND	ND	ND		1.50

QC Lot:  
0625988082-WIPE

#### Polychlorinated Biphenyls

Analysis Required EPA Method 8082	Extraction Method Shake	Analyst CR	Instrument GC-ECD		
	Sample ID	68T2-1R *	68T2-2R *	68T2-3R *	MDL
		( $\mu\text{g}/100\text{cm}^2$ )	( $\mu\text{g}/100\text{cm}^2$ )	( $\mu\text{g}/100\text{cm}^2$ )	( $\mu\text{g}/100\text{cm}^2$ )
Parameter PCBs	ND	ND	ND		1.50

QC Lot:  
0625988082-WIPE

\* TANKS

MDL = Analytical Method Detection Limit.

ND = Analyte of interest was not detected at the laboratory determined Analytical Method Detection Limit.



Issue Date  
29 June 98

Report Number  
J998\MAXY\Misc\062698

### Polychlorinated Biphenyls

Analysis Required	Extraction Method	Analyst	Instrument
EPA Method 8082	Shake	CR	GC-ECD
Sample ID	TRIP BLANK		MDL
Parameter	( $\mu\text{g}/100\text{cm}^2$ )		( $\mu\text{g}/100\text{cm}^2$ )
PCBs	ND		1.50

QC Lot:  
0625988082-WIPE

MDL = Analytical Method Detection Limit.

ND = Analyte of interest was not detected at the laboratory determined Analytical Method Detection Limit.



Issue Date  
29 June 98

Report Number  
1998\MAXY\Misc\062698

QC LOT INFORMATION /PCB

---

QA/QC Lot:	Sample ID	MS/MSD Limit	% Recovery MS	% Recovery MSD	% RPD	RPD Limit
0625988082-Wipe	NA	85-103	92.8%	90.1%	2.96%	2

---

Note: % Recovery and RPD Limits are determined by demonstrated laboratory performance.



## CHAIN OF CUSTODY RECORD

Client: <u>MAXY TECH</u> Date: <u>6-26-98</u> Report To: <u>CHET T.</u> Address: <u>GE. BLDG 68, PITTSFIELD, MA.</u> Telephone: _____	Project Name: <u>BUDG-68</u> Project Number: <u>97405</u> Address: <u>GE. BLDG 68, PITTSFIELD, MA.</u> Date Samples Collected: <u>6-26-98</u> By: <u>C. RAUSCHER</u>
---	--

Sampling Information					Analysis Required	# Of Cont.	Type of Cont.	Pres.	Comments: (special instruction, cautions, etc.)
ID#	Date	Time	Location	Sample Type					
68T1-1R	6-26-98	A.M.	BUDG 68	WIPE	PCB	1	40ml	NONE	NONE
68T1-2R	↓	↓	↓	↓	↓	1	↓	↓	
68T1-3R	↓	↓	↓	↓	↓	1	↓	↓	
68T2-1R	↓	↓	↓	↓	↓	1	↓	↓	
68T2-2R	↓	↓	↓	↓	↓	1	↓	↓	
68T2-3R	↓	↓	↓	↓	↓	1	↓	↓	
TRIP BLANK	↓	↓	↓	↓	↓	1	↓	↓	

REMARKS: (special instructions, sample storage, non-standard sample bottles, etc.)

NONE.

Relinquished by: C. Rauscher Date: 6-26-98  
 Received by: Lucy Mittle Date: 6/26/98

Relinquished by: \_\_\_\_\_ Date: \_\_\_\_\_  
 Received by: \_\_\_\_\_ Date: \_\_\_\_\_

Relinquished by: \_\_\_\_\_ Date: \_\_\_\_\_  
 Received by: \_\_\_\_\_ Date: \_\_\_\_\_

Turnaround: 24 hrs.  48 hrs. \_\_\_\_\_ 1 week \_\_\_\_\_ 2 weeks \_\_\_\_\_ 4 weeks \_\_\_\_\_ Other \_\_\_\_\_



1801 EAST STREET  
PITTSFIELD, MA 01201  
413 499-3050  
FAX 413 443-0511

# Technical Report

PROJECT NAME - BLDG. 68 - 97405

prepared for

Maxymillian Technologies, Inc.  
1801 East Street  
Pittsfield, MA 01201

Attention: C. Trzcinski

March 5, 1998



Issue Date  
05 March 98

Report Number  
1998\MAXY\Misc\030598

## LABORATORY SERVICES TECHNICAL REPORT

### PREPARED FOR:

**Maxymillian Technologies, Inc.**  
1801 East Street  
Pittsfield, MA 01201  
(413) 499-3050

Project: Bldg. - 97405

ATTENTION: C. Trzcinski

Five (5) wipe samples were received by the Maxymillian Technologies' Analytical Laboratory on March 5, 1998, for PCB analysis. An expedited turnaround time was requested.

All samples were analyzed within the method specified maximum allowed holding times. All quality control was within laboratory determined acceptable limits.


All samples are analyzed by EPA approved methodologies. The *MT* analytical laboratory is a MA DEP and NY DOH certified testing facility.

MA Certification Number      M-MA 146

NY Certification Number      11477

Report Reviewed By:

Date:

 \_\_\_\_\_ 3/5/98

John M. Massimiano  
Laboratory Director



Issue Date  
05 March 98

Report Number  
1998\MAXY\Misc\030598

### SAMPLE RECEPTION INFORMATION

Project  
Bldg. 68

Purchase Order

Requested TAT  
ASAP

Quantity	Matrix	Analysis Method	Description	Collection Date	Preservative
5	Wipe	8082	PCBs	05 March 98	None

Samples inspected upon receipt by:  
LM

Date Received  
05 March 98



Issue Date  
05 March 98

Report Number  
1998\MAXY\Misc\030598

### ANALYSIS INFORMATION

#### Polychlorinated Biphenyls

Analysis Required EPA Method 8082	Extraction Method Shake	Analyst CR			Instrument GC-ECD
Sample ID	A1 *	A2 *	A3 *	A4 *	MDL
	( $\mu\text{g}/100\text{cm}^2$ )	( $\mu\text{g}/100\text{cm}^2$ )	( $\mu\text{g}/100\text{cm}^2$ )	( $\mu\text{g}/100\text{cm}^2$ )	( $\mu\text{g}/100\text{cm}^2$ )
Parameter PCBs	ND	ND	ND	ND	1.50

QC Lot:  
022598082-WIPE

#### \* Augers

#### Polychlorinated Biphenyls

Analysis Required EPA Method 8082	Extraction Method Shake	Analyst CR	Instrument GC-ECD
Sample ID	A5 *		MDL
	( $\mu\text{g}/100\text{cm}^2$ )		( $\mu\text{g}/100\text{cm}^2$ )
Parameter PCBs	ND		1.50

QC Lot:  
022598082-WIPE

#### \* Auger

MDL = Analytical Method Detection Limit.

ND = Analyte of interest was not detected at the laboratory determined Analytical Method Detection Limit.





Issue Date  
05 March 98

Report Number  
1998\MAXY\Misc\030598

QC LOT INFORMATION /PCB

QA/QC Lot:	Sample ID	MS/MSD Limit	% Recovery MS	% Recovery MSD	% RPD	RPD Limit
0225988082-Wipe	NA	80-113	91.9%	94.6%	2.90%	7

Note: % Recovery and RPD Limits are determined by demonstrated laboratory performance.



## CHAIN OF CUSTODY RECORD

Client: <u>MAXY TECH</u> Date: <u>3/5/98</u> Report To: <u>CHET T.</u> Address: <u>GE BLD 12 PITTSFIELD MA</u> Telephone: _____	Project Name: <u>GE BLD 68</u> Project Number: <u>97405</u> Address: <u>GE BLD 12 PITTSFIELD MA</u> Date Samples Collected: <u>3/5/98</u> By: <u>JEFF HEBB</u>
---	--

Sampling Information					Analysis Required	# Of Cont.	Type of Cont.	Pres.	Comments: (special instruction, cautions, etc.)
ID#	Date	Time	Location	Sample Type					
A1	3/5/98	0815	GE BLD 12	PCB WIPE	PCB	1			
A2	↓	↓	↓	↓	↓	↓			
A3	↓	↓	↓	↓	↓	↓			
A4	↓	↓	↓	↓	↓	↓			
A5	↓	↓	↓	↓	↓	↓			

REMARKS: (special instructions, sample storage, non-standard sample bottles, etc.)  <u>AUGERS</u>	Relinquished by: <u>Jeff Hebb</u> Date: <u>3/5/98</u> Received by: <u>Lucy Milette</u> Date: <u>3/5/98</u>  Relinquished by: _____ Date: _____ Received by: _____ Date: _____  Relinquished by: _____ Date: _____ Received by: _____ Date: _____
---	---

Turnaround: 24 hrs. \_\_\_\_\_ 48 hrs. \_\_\_\_\_ 1 week \_\_\_\_\_ 2 weeks \_\_\_\_\_ 4 weeks \_\_\_\_\_ Other \_\_\_\_\_



1801 EAST STREET  
PITTSFIELD, MA 01201  
413 499-3050  
FAX 413 443-0511

# Technical Report

PROJECT NAME - BLDG. 68 - 97405

prepared for

Maxymillian Technologies, Inc.  
1801 East Street  
Pittsfield, MA 01201

Attention: C. Trzcinski

January 26, 1998



Issue Date  
26 January 98

Report Number  
1998\MAXY\Misc\012298

## LABORATORY SERVICES TECHNICAL REPORT

### PREPARED FOR:

**Maxymillian Technologies, Inc.**  
1801 East Street  
Pittsfield, MA 01201  
(413) 499-3050

Project: Bldg. - 97405

ATTENTION: C. Trzcinski

Nineteen (19) wipe samples were received by the Maxymillian Technologies' Analytical Laboratory on January 22, 1998, for PCB analysis. An expedited turnaround time was requested.

All samples were analyzed within the method specified maximum allowed holding times. All quality control was within laboratory determined acceptable limits.

All samples are analyzed by EPA approved methodologies. The *MT* analytical laboratory is a MA DEP and NY DOH certified testing facility.

MA Certification Number      M-MA 146

NY Certification Number      11477

Report Reviewed By:

Date:

1/26/98

John M. Massimiano  
Laboratory Director



Issue Date  
26 January 98

Report Number  
1998\MAXY\Misc\012298

### SAMPLE RECEPTION INFORMATION

Project Bldg. 68	Purchase Order	Requested TAT ASAP			
Quantity	Matrix	Analysis Method	Description	Collection Date	Preservative
19	Wipe	8082	PCBs	22 January 98	None

Samples inspected upon receipt by:  
LM

Date Received  
22 January 98



Issue Date  
26 January 98

Report Number  
1998\MAXY\Misc\012298

### ANALYSIS INFORMATION

#### Polychlorinated Biphenyls

Analysis Required EPA Method 8082	Extraction Method Shake	Analyst CR	Instrument GC-ECD		
Sample ID	PUMP 1 *	PUMP 2 *	PUMP 3 *		MDL
	( $\mu\text{g}/100\text{cm}^2$ )	( $\mu\text{g}/100\text{cm}^2$ )	( $\mu\text{g}/100\text{cm}^2$ )		( $\mu\text{g}/100\text{cm}^2$ )
Parameter PCBs	726	3,240	6,270		1.50

QC Lot:  
011398082-WIPE

\* Pump - Elec.

#### Polychlorinated Biphenyls

Analysis Required EPA Method 8082	Extraction Method Shake	Analyst CR	Instrument GC-ECD		
Sample ID	PUMP 4 *	PUMP 5 *	PUMP 6 *	PUMP 7 *	MDL
	( $\mu\text{g}/100\text{cm}^2$ )	( $\mu\text{g}/100\text{cm}^2$ )	( $\mu\text{g}/100\text{cm}^2$ )	( $\mu\text{g}/100\text{cm}^2$ )	( $\mu\text{g}/100\text{cm}^2$ )
Parameter PCBs	471	4,800	516	387	1.50

QC Lot:  
012398082-WIPE

\* Pump - Elec.

MDL = Analytical Method Detection Limit.

ND = Analyte of interest was not detected at the laboratory determined Analytical Method Detection Limit.



Issue Date  
26 January 98

Report Number  
1998\MAXY\Misc\012298

### Polychlorinated Biphenyls

Analysis Required EPA Method 8082	Extraction Method Shake	Analyst CR	Instrument GC-ECD		
Sample ID	PUMP 8 *	PUMP 9 *	PUMP 10 *	PUMP 11 *	MDL
	( $\mu\text{g}/100\text{cm}^2$ )	( $\mu\text{g}/100\text{cm}^2$ )	( $\mu\text{g}/100\text{cm}^2$ )	( $\mu\text{g}/100\text{cm}^2$ )	( $\mu\text{g}/100\text{cm}^2$ )
Parameter PCBs	120	1,360	1,350	1,670	1.50

QC Lot:  
012398082-WIPE

\* Pump - Elec.

### Polychlorinated Biphenyls

Analysis Required EPA Method 8082	Extraction Method Shake	Analyst CR	Instrument GC-ECD		
Sample ID	PUMP 12 *	PUMP 13 *	JACKING CART	PUMP 85 **	MDL
	( $\mu\text{g}/100\text{cm}^2$ )	( $\mu\text{g}/100\text{cm}^2$ )	( $\mu\text{g}/100\text{cm}^2$ )	( $\mu\text{g}/100\text{cm}^2$ )	( $\mu\text{g}/100\text{cm}^2$ )
Parameter PCBs	1,450	106	9.81	44.7	1.50

QC Lot:  
011398082-WIPE

\* Pump - Elec.

\*\* Pump - 4" Gas

MDL = Analytical Method Detection Limit.

ND = Analyte of interest was not detected at the laboratory determined Analytical Method Detection Limit.



Issue Date  
26 January 98

Report Number  
1998\MAXY\Misc\012298

### Polychlorinated Biphenyls

Analysis Required	Extraction Method	Analyst	Instrument		
EPA Method 8082	Shake	CR	GC-ECD		
Sample ID	PUMP 62 **	PUMP 119 **	FITTING 1	FITTING 2	MDL
Parameter	( $\mu\text{g}/100\text{cm}^2$ )	( $\mu\text{g}/100\text{cm}^2$ )	( $\mu\text{g}/100\text{cm}^2$ )	( $\mu\text{g}/100\text{cm}^2$ )	( $\mu\text{g}/100\text{cm}^2$ )
PCBs	5.01	4.23	10.2	18.6	1.50

QC Lot:  
012398082-WIPE

\*\* Pump - 4" Gas

MDL = Analytical Method Detection Limit.

ND = Analyte of interest was not detected at the laboratory determined Analytical Method Detection Limit.





Issue Date  
26 January 98

Report Number  
..1998\MAXY\Misc\012298

QC LOT INFORMATION /PCB

QA/QC Lot:	Sample ID	MS/MSD Limit	% Recovery MS	% Recovery MSD	% RPD	RPD Limit
0113988082-Wipe	NA	74-120	94.6%	91.9%	2.90%	14
0123988082-Wipe	NA	73-120	93.7%	91.0%	2.93%	13

Note: % Recovery and RPD Limits are determined by demonstrated laboratory performance.



## CHAIN OF CUSTODY RECORD

Client: <u>MAXY TECH</u> Date: <u>1-22-98</u> Report To: <u>CHET J.</u> Address: _____ Telephone: _____	Project Name: <u>GE BLD 68</u> Project Number: <u>97405</u> Address: _____ Date Samples Collected: <u>1-22-98</u> By: <u>JEFF HEBB</u>
---	--

Sampling Information					Analysis Required	# Of Cont.	Type of Cont.	Pres.	Comments: (special instruction, cautions, etc.)
ID#	Date	Time	Location	Sample Type					
PUMP 1	1/22	PM	Bldg 68	WIPE	PCB	1	40 ml	NONE	
" 2	↓		↓	↓	↓	↓	↓	↓	
" 3	↓		↓	↓	↓	↓	↓	↓	
" 4	↓		↓	↓	↓	↓	↓	↓	
" 5	↓		↓	↓	↓	↓	↓	↓	
" 6	↓		↓	↓	↓	↓	↓	↓	
" 7	↓		↓	↓	↓	↓	↓	↓	
" 8	↓		↓	↓	↓	↓	↓	↓	
" 9	↓		↓	↓	↓	↓	↓	↓	
" 10	↓		↓	↓	↓	↓	↓	↓	

REMARKS: (special instructions, sample storage, non-standard sample bottles, etc.)  <p style="font-size: 1.2em;">pump 1-10 2" ELEEC.</p>	Relinquished by: <u>Jeff Hebb</u> Date: <u>1/22/98</u> Received by: <u>L. Milette</u> Date: <u>1/22/98</u>  Relinquished by: _____ Date: _____ Received by: _____ Date: _____  Relinquished by: _____ Date: _____ Received by: _____ Date: _____
--	---

Turnaround: 24 hrs. \_\_\_\_\_ 48 hrs. \_\_\_\_\_ 1 week \_\_\_\_\_ 2 weeks \_\_\_\_\_ 4 weeks \_\_\_\_\_ Other \_\_\_\_\_



## CHAIN OF CUSTODY RECORD

Client: <u>MAXY TECH</u> Date: <u>1/22/98</u> Report To: <u>CHET T.</u> Address: _____ Telephone: _____	Project Name: <u>6 E BLD 68</u> Project Number: <u>97405</u> Address: _____ Date Samples Collected: <u>1-22-98</u> By: <u>JEFF HEBB</u>
---	---

Sampling Information					Analysis Required	# Of Cont.	Type of Cont.	Pres.	Comments: (special instruction, cautions, etc.)
ID#	Date	Time	Location	Sample Type					
PUMP 11	1/22	PM	13 BLD 68	WIPE	PCB	1	40ML	NONE	
" 12	↓	↓	↓	↓	↓	↓	↓	↓	
" 13	↓	↓	↓	↓	↓	↓	↓	↓	
JACKING CART									
PUMP 85	↓	↓	↓	↓	↓	↓	↓	↓	
" 62	↓	↓	↓	↓	↓	↓	↓	↓	
" 119	↓	↓	↓	↓	↓	↓	↓	↓	
FITTING 1	↓	↓	↓	↓	↓	↓	↓	↓	
" 2	↓	↓	↓	↓	↓	↓	↓	↓	

REMARKS: (special instructions, sample storage, non-standard sample bottles, etc.) Pump <del>85, 62, 119</del> 4" GAS PUMP Pump 11-13 ELEC PUMP	Relinquished by: <u>Jeff Hebb</u> Date: <u>1/22/98</u> Received by: <u>Billy Meette</u> Date: <u>1/22/98</u>  Relinquished by: _____ Date: _____ Received by: _____ Date: _____  Relinquished by: _____ Date: _____ Received by: _____ Date: _____
---	---

Turnaround: 24 hrs. \_\_\_\_\_ 48 hrs. \_\_\_\_\_ 1 week \_\_\_\_\_ 2 weeks \_\_\_\_\_ 4 weeks \_\_\_\_\_ Other \_\_\_\_\_



1801 EAST STREET  
PITTSFIELD, MA 01201  
410 499-3050  
FAX 410 440-0511

# Technical Report

PROJECT NAME - BLDG. 68 - 97405

prepared for

Maxymillian Technologies, Inc.  
1801 East Street  
Pittsfield, MA 01201

Attention: C. Trzcinski

January 23, 1998



Issue Date  
23 January 98

Report Number  
1998\MAXY\Misc\012198

## LABORATORY SERVICES TECHNICAL REPORT

### PREPARED FOR:

**Maxymillian Technologies, Inc.**  
1801 East Street  
Pittsfield, MA 01201  
(413) 499-3050

Project: Bldg. - 97405

ATTENTION: C. Trzcinski

Nine (9) wipe samples were received by the Maxymillian Technologies' Analytical Laboratory on January 21, 1998, for PCB analysis. An expedited turnaround time was requested.

All samples were analyzed within the method specified maximum allowed holding times. All quality control was within laboratory determined acceptable limits.


All samples are analyzed by EPA approved methodologies. The *MT* analytical laboratory is a MA DEP and NY DOH certified testing facility.

MA Certification Number      M-MA 146

NY Certification Number      11477

Report Reviewed By:

Date:

 1/23/98

John M. Massimiano  
Laboratory Director



Issue Date  
23 January 98

Report Number  
1998\MAXY\Misc\012198

### SAMPLE RECEPTION INFORMATION

Project Bldg. 68	Purchase Order	Requested TAT ASAP			
Quantity	Matrix	Analysis Method	Description	Collection Date	Preservative
9	Wipe	8082	PCBs	21 January 98	None

Samples inspected upon receipt by:  
LM

Date Received  
21 January 98



Issue Date  
23 January 98

Report Number  
1998\MAXY\Misc\012198

### Polychlorinated Biphenyls

Analysis Required EPA Method 8082	Extraction Method Shake	Analyst CR	Instrument GC-ECD		
Sample ID	T69-1R *	T69-2R *	T69-3R *	T70-1R **	MDL
Parameter	( $\mu\text{g}/100\text{cm}^2$ )	( $\mu\text{g}/100\text{cm}^2$ )	( $\mu\text{g}/100\text{cm}^2$ )	( $\mu\text{g}/100\text{cm}^2$ )	( $\mu\text{g}/100\text{cm}^2$ )
PCBs	6.42	2.10	51.0	14.5	1.50

QC Lot:  
011398082-WIPE

\* TRUCK 69  
\*\* TRUCK 70

### Polychlorinated Biphenyls

Analysis Required EPA Method 8082	Extraction Method Shake	Analyst CR	Instrument GC-ECD		
Sample ID	T70-2R **	T70-3R **	B1R ***	B2R ***	MDL
Parameter	( $\mu\text{g}/100\text{cm}^2$ )	( $\mu\text{g}/100\text{cm}^2$ )	( $\mu\text{g}/100\text{cm}^2$ )	( $\mu\text{g}/100\text{cm}^2$ )	( $\mu\text{g}/100\text{cm}^2$ )
PCBs	9.18	35.7	17.7	2.85	1.50

QC Lot:  
011398082-WIPE

\*\* TRUCK 70  
\*\*\* BUCKET

MDL = Analytical Method Detection Limit.

ND = Analyte of interest was not detected at the laboratory determined Analytical Method Detection Limit.



Issue Date  
23 January 98

Report Number  
1998\MAXY\Misc\012198

### Polychlorinated Biphenyls

Analysis Required EPA Method 8082	Extraction Method Shake	Analyst CR	Instrument GC-ECD
Sample ID	<b>B3R ***</b>		MDL
Parameter	( $\mu\text{g}/100\text{cm}^2$ )		( $\mu\text{g}/100\text{cm}^2$ )
PCBs	<b>13.6</b>		1.50

QC Lot:  
011398082-WIPE

**\*\*\* BUCKET**

MDL = Analytical Method Detection Limit.

ND = Analyte of interest was not detected at the laboratory determined Analytical Method Detection Limit.





Issue Date  
23 January 98

Report Number  
1998\MAXY\Misc\012198

QC LOT INFORMATION /PCB

---

QA/QC Lot:	Sample ID	MS/MSD Limit	% Recovery MS	% Recovery MSD	% RPD	RPD Limit
0113988082-Wipe	NA	74-120	94.6%	91.9%	2.90%	14

---

Note: % Recovery and RPD Limits are determined by demonstrated laboratory performance.



## CHAIN OF CUSTODY RECORD

Client: <u>MAXY TECH</u> Date: <u>1-21-98</u> Report To: <u>C. TRZCINSKI</u> Address: <u>1801 EAST ST. PITTSFIELD, MA</u> Telephone: <u>(413) 499-3050</u>	Project Name: <u>BLDG. 68 - GE</u> Project Number: <u>97405</u> Address: <u>PITTSFIELD, MA</u> Date Samples Collected: <u>1/21/98</u> By: <u>C. RAUSCHER</u>
--	--

Sampling Information					Analysis Required	# Of Cont.	Type of Cont.	Pres.	Comments: (special instruction, cautions, etc.)
ID#	Date	Time	Location	Sample Type					
T69-1R ⊕	1/21	PM	BLDG. 68	WIPE	PCB	1	40ml	None	
↓ 2R ⊕	↓	↓	↓	↓	↓	↓	↓	↓	
↓ 3R ⊕	↓	↓	↓	↓	↓	↓	↓	↓	
T70-1R ⊕	↓	↓	↓	↓	↓	↓	↓	↓	
↓ 2R ⊕	↓	↓	↓	↓	↓	↓	↓	↓	
↓ 3R ⊕	↓	↓	↓	↓	↓	↓	↓	↓	
B1R ⊕	↓	↓	↓	↓	↓	↓	↓	↓	
B2R ⊕	↓	↓	↓	↓	↓	↓	↓	↓	
B3R ⊕	↓	↓	↓	↓	↓	↓	↓	↓	

REMARKS: (special instructions, sample storage, non-standard sample bottles, etc.)  ⊕ - TRUCK 69 ⊕ - TRUCK 70 ⊕ - BUCKET	Relinquished by: <u>C. Rauscher</u> Date: <u>1-21-98</u> Received by: <u>K. Milette</u> Date: <u>1/21/98</u>  Relinquished by: _____ Date: _____ Received by: _____ Date: _____  Relinquished by: _____ Date: _____ Received by: _____ Date: _____
--	---

Turnaround: 24 hrs.  48 hrs. \_\_\_\_\_ 1 week \_\_\_\_\_ 2 weeks \_\_\_\_\_ 4 weeks \_\_\_\_\_ Other \_\_\_\_\_



1801 EAST STREET  
PITTSFIELD, MA 01201  
413 499-3050  
FAX 413 443-0511

# Technical Report

PROJECT NAME - Bldg. 68

prepared for

Maxymillian Technologies, Inc.  
1801 East Street  
Pittsfield, MA 01201

Attention: C. Trzcinski

January 14, 1998



Issue Date  
14 January 98

Report Number  
1998\MAXY\Misc\011398#2

## LABORATORY SERVICES TECHNICAL REPORT

### PREPARED FOR:

**Maxymillian Technologies, Inc.**  
**1801 East Street**  
**Pittsfield, MA 01201**  
**(413) 499-3050**

Project: Bldg. 68

ATTENTION: C. Trzcinski

Twelve (12) wipe samples were received by the Maxymillian Technologies' Analytical Laboratory on January 13, 1998, for PCB analysis. An expedited turnaround time was requested.

All samples were analyzed within the method specified maximum allowed holding times. All quality control was within laboratory determined acceptable limits.

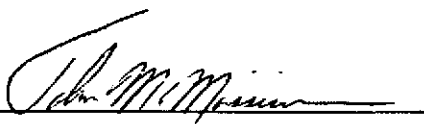

All samples are analyzed by EPA approved methodologies. The *MT* analytical laboratory is a MA DEP and NY DOH certified testing facility.

MA Certification Number      M-MA 146

NY Certification Number      11477

Report Reviewed By:

Date:

John M. Massimiano  
Laboratory Director



Issue Date  
14 January 98

Report Number  
1998\MAXY\Misc\011398#2

### SAMPLE RECEPTION INFORMATION

Project Bldg. 68	Purchase Order	Requested TAT ASAP			
Quantity	Matrix	Analysis Method	Description	Collection Date	Preservative
12	Wipe	8082	PCBs	13 January 98	None

Samples inspected upon receipt by:  
LM

Date Received  
13 January 98



Issue Date  
14 January 98

Report Number  
1998\MAXY\Misc\011398#2

### Polychlorinated Biphenyls

Analysis Required EPA Method 8082	Extraction Method Shake	Analyst CR			Instrument GC-ECD	
Sample ID	P1 *	T1-1 **	T1-2 **	T1-3 **	MDL	
	( $\mu\text{g}/100\text{cm}^2$ )	( $\mu\text{g}/100\text{cm}^2$ )	( $\mu\text{g}/100\text{cm}^2$ )	( $\mu\text{g}/100\text{cm}^2$ )	( $\mu\text{g}/100\text{cm}^2$ )	
Parameter PCBs	1.86	ND	4.47	19.7	1.50	

QC Lot:  
0108988082-WIPE

\* 6" Diesel Pump

\*\* Tank Trailer

### Polychlorinated Biphenyls

Analysis Required EPA Method 8082	Extraction Method Shake	Analyst CR			Instrument GC-ECD	
Sample ID	T70-1 ***	T70-2 ***	T70-3 ***		MDL	
	( $\mu\text{g}/100\text{cm}^2$ )	( $\mu\text{g}/100\text{cm}^2$ )	( $\mu\text{g}/100\text{cm}^2$ )		( $\mu\text{g}/100\text{cm}^2$ )	
Parameter PCBs	215	111	.38.4		1.50	

QC Lot:  
0108988082-WIPE

\*\*\* Rock Body-Dump

MDL = Analytical Method Detection Limit.

ND = Analyte of interest was not detected at the laboratory determined Analytical Method Detection Limit.



Issue Date  
14 January 98

Report Number  
1998\MAXY\Misc\011398#2

### Polychlorinated Biphenyls

Analysis Required EPA Method 8082	Extraction Method Shake	Analyst CR	Instrument GC-ECD		
Sample ID	T69-1***	T69-2***	T69-3 ***	T2-1 M****	MDL
	( $\mu\text{g}/100\text{cm}^2$ )	( $\mu\text{g}/100\text{cm}^2$ )	( $\mu\text{g}/100\text{cm}^2$ )	( $\mu\text{g}/100\text{cm}^2$ )	( $\mu\text{g}/100\text{cm}^2$ )
<b>Parameter</b> PCBs	17.8	23.1	140	6.48	1.50

QC Lot:  
0113988082-WIPE

\*\*\* Rock Body-Dump

\*\*\*\* Tank Trailer

### Polychlorinated Biphenyls

Analysis Required EPA Method 8082	Extraction Method Shake	Analyst CR	Instrument GC-ECD	
Sample ID	T2-2 ****			MDL
	( $\mu\text{g}/100\text{cm}^2$ )			( $\mu\text{g}/100\text{cm}^2$ )
<b>Parameter</b> PCBs	5.88			1.50

QC Lot:  
0113988082-WIPE

\*\*\*\* Tank Trailer

MDL = Analytical Method Detection Limit.

ND = Analyte of interest was not detected at the laboratory determined Analytical Method Detection Limit.



Issue Date  
14 January 98

Report Number  
1998\MAXY\Misc\011398#2

QC LOT INFORMATION /PCB

QA/QC Lot:	Sample ID	MS/MSD Limit	% Recovery MS	% Recovery MSD	% RPD	RPD Limit
0108988082-Wipe	NA	74-120	93.7%	91.0%	2.93%	14
0113988082-Wipe	NA	74-120	94.6%	91.9%	2.90%	14

Note: % Recovery and RPD Limits are determined by demonstrated laboratory performance.





## CHAIN OF CUSTODY RECORD

Client: <u>MAXY TECH</u> Date: <u>1-13-98</u> Report To: <u>CHEF TRZCIVSKI</u> Address: _____ Telephone: _____	Project Name: <u>G.E. BLDG 68</u> Project Number: <u>97405</u> Address: _____ Date Samples Collected: <u>1-13-98</u> By: <u>JEFF HEBB</u>
--	---

Sampling Information					Analysis Required	# Of Cont.	Type of Cont.	Pres.	Comments: (special instruction, cautions, etc.)
ID#	Date	Time	Location	Sample Type					
P1	1/13	Pm	BLDG 68	WIPE	PCB				
T1-1	↓	↓	↓	↓	↓				
T1-2									
T1-3									
T70-1									
T70-2									
T70-3									
T69-1									
T69-2									
T69-3	↓	↓	↓	↓	↓				

REMARKS: (special instructions, sample storage, non-standard sample bottles, etc.)  P <sub>1</sub> - 6" DIESEL PUMP T <sub>1</sub> - TANK TRAILER T <sub>69,70</sub> - ROCK BODY - DUMP	Relinquished by: <u>Jeff Hebb</u> Date: <u>1-13-98</u> Received by: <u>L. Milette</u> Date: <u>1/13/98</u>  Relinquished by: _____ Date: _____ Received by: _____ Date: _____  Relinquished by: _____ Date: _____ Received by: _____ Date: _____
---	---

Turnaround: 24 hrs \_\_\_\_\_ 48 hrs \_\_\_\_\_ 1 week \_\_\_\_\_ 2 weeks \_\_\_\_\_ 4 weeks \_\_\_\_\_ Other \_\_\_\_\_



## CHAIN OF CUSTODY RECORD

Client: <u>MAXY TECH</u> Date: <u>1-13-98</u> Report To: <u>CHEI TRZGIVSKI</u> Address: _____ Telephone: _____	Project Name: <u>GE BLD 68</u> Project Number: <u>97405</u> Address: _____ Date Samples Collected: <u>1-13-98</u> By: <u>JEFF HERB</u>
--	--

Sampling Information					Analysis Required	# Of Cont.	Type of Cont.	Pres.	Comments: (special instruction, cautions, etc.)
ID#	Date	Time	Location	Sample Type					
T2-1	1/13	PM	BLDG 68	WIPE	PCB	1			
T2-2	↓	↓	↓	↓	↓	↓			

REMARKS: (special instructions, sample storage, non-standard sample bottles, etc.)  <u>T2 - TANK TRAILER</u>	Relinquished by: <u>Jeff Herb</u> Date: <u>1-13-98</u> Received by: <u>L. Milette</u> Date: <u>1/13/98</u>  Relinquished by: _____ Date: _____ Received by: _____ Date: _____  Relinquished by: _____ Date: _____ Received by: _____ Date: _____
--	---

Turnaround: 24 hrs. \_\_\_\_\_ 48 hrs. \_\_\_\_\_ 1 week \_\_\_\_\_ 2 weeks \_\_\_\_\_ 4 weeks \_\_\_\_\_ Other \_\_\_\_\_



# Technical Report

PROJECT NAME - Bldg. 68

prepared for

Maxymillian Technologies, Inc.  
1801 East Street  
Pittsfield, MA 01201

Attention: C. Trzcinski

January 9, 1998

MAXYMILLIAN TECHNOLOGIES, INC.  
Reviewed For Submission  
SPEC SECT NO \_\_\_\_\_ TRANS NO \_\_\_\_\_  
DATE \_\_\_\_\_ BY \_\_\_\_\_



Issue Date  
09 January 98

Report Number  
1998\MAXY\Misc\010898#2

## LABORATORY SERVICES TECHNICAL REPORT

### PREPARED FOR:

**Maxymillian Technologies, Inc.**  
1801 East Street  
Pittsfield, MA 01201  
(413) 499-3050

**Project: Bldg. 68**

**ATTENTION: C. Trzcinski**

Twelve (12) wipe samples were received by the Maxymillian Technologies' Analytical Laboratory on January 8, 1998, for PCB analysis. An expedited turnaround time was requested.

All samples were analyzed within the method specified maximum allowed holding times. All quality control was within laboratory determined acceptable limits.


All samples are analyzed by EPA approved methodologies. The *MT* analytical laboratory is a MA DEP and NY DOH certified testing facility.

MA Certification Number      M-MA 146

NY Certification Number      11477

Report Reviewed By:

Date:

 1/9/98

John M. Massimiano  
Laboratory Director



Issue Date  
09 January 98

Report Number  
1998\MAXY\Misc\010898#2

### SAMPLE RECEPTION INFORMATION

Project Bldg. 68	Purchase Order	Requested TAT ASAP			
Quantity	Matrix	Analysis Method	Description	Collection Date	Preservative
12	Wipe	8082	PCBs	08 January 98	None

Samples inspected upon receipt by:  
LM

Date Received  
08 January 98



Issue Date  
09 January 98

Report Number  
1998\MAXY\Misc\010898#2

### Polychlorinated Biphenyls

Analysis Required EPA Method 8082	Extraction Method Shake	Analyst CR	Instrument GC-ECD	
Sample ID	P1 *	P2 *		MDL
	( $\mu\text{g}/100\text{cm}^2$ )	( $\mu\text{g}/100\text{cm}^2$ )		( $\mu\text{g}/100\text{cm}^2$ )
Parameter PCBs	5.58	167		1.50

QC Lot:  
1229978082-WIPE

#### \* PANS

### Polychlorinated Biphenyls

Analysis Required EPA Method 8082	Extraction Method Shake	Analyst CR	Instrument GC-ECD		
Sample ID	P3 *	S1 **	S2 **	B1 ***	MDL
	( $\mu\text{g}/100\text{cm}^2$ )	( $\mu\text{g}/100\text{cm}^2$ )	( $\mu\text{g}/100\text{cm}^2$ )	( $\mu\text{g}/100\text{cm}^2$ )	( $\mu\text{g}/100\text{cm}^2$ )
Parameter PCBs	3.42	30.9	103	44.7	1.50

QC Lot:  
0108988082-WIPE

- \* PAN
- \*\* STEEL WATER TANK
- \*\*\* BEAM

MDL = Analytical Method Detection Limit.  
ND = Analyte of interest was not detected at the laboratory determined Analytical Method Detection Limit.

---

BLASLAND, BOUCK & LEE, INC.  
*engineers & scientists*

***Appendix G***  
***Air Monitoring Results***  
***(Separately Bound)***

---

BLASLAND, BOUCK & LEE, INC.  
*e n g i n e e r s & s c i e n t i s t s*

***Appendix H***  
***Analytical Data Review***



# Appendix H - Building 68 Remediation Data Validation

---

This appendix summarizes the Tier I and Tier II data review performed for soil samples collected during remedial activities at the General Electric Company Building 68 area located in Pittsfield, Massachusetts. The samples were analyzed for PCBs and Appendix IX+3 parameters by Northeast Analytical, Inc. of Schenectady, New York; CompuChem Environmental Corporation of Research Triangle Park, North Carolina; En Chem, Inc. of Madison, Wisconsin; and Quanterra, Inc. of Sacramento, California. A total of 873 PCB samples and 39 Appendix IX+3 samples were reviewed in accordance with the data validation procedures specified in the SAP/DCAQAP (BBL, 1994). In addition to this memorandum, a validation summary in tabular format is included as Table I.

This appendix outlines the applicable quality control criteria utilized during the data review process, summarizes any deviations from those criteria, and presents the qualification of data associated with quality assurance/quality control (QA/QC) parameter deviations. The data review was conducted in accordance with the following documents:

- *Sampling and Analysis Plan/Data Collection and Analysis Quality Assurance Plan*, General Electric Company, Pittsfield, Massachusetts, Blasland, Bouck & Lee, Inc., 1994 (and several subsequent revisions) (referred to herein as "SAP/DCAQAP");
- *Region I Tiered Organic and Inorganic Data Validation Guidelines*, USEPA Region I, July 1, 1993;
- *Region I Laboratory Data Validation Functional Guidelines for Evaluating Inorganics Analyses*, USEPA Region I, June 13, 1988 (Modified February 1989);
- *Region I, EPA - New England Data Validation Functional Guidelines for Evaluating Environmental Analyses, Part II - Volatile/Semivolatile Data Validation Functional Guidelines*, USEPA Region I, December, 1996;
- *Region I Laboratory Data Validation Functional Guidelines for Evaluating Organics Analyses*, USEPA Region I, February 1, 1988 (Modified November 1, 1988);
- *National Functional Guidelines for Dioxin/Furan Data Validation*, USEPA, January, 1996;
- *The Analysis of Polychlorinated Dibenzo-p-dioxins and Polychlorinated Dibenzofurans by High Resolution Gas Chromatography/High Resolution Mass Spectrometry (HRGC/HRMS)*, USEPA Method 8290.

## Tier I

As specified in the SAP/DCAQAP, the analytical data were validated to a Tier I level following the procedures presented in the *Region I Tiered Organic and Inorganic Data Validation Guidelines* (USEPA guidelines). The Tier I review consisted of a completeness evidence audit as outlined in the *USEPA Region I CSF Completeness Evidence Audit Program* (USEPA Region I, 7/31/91) to ensure that the required laboratory data and documentation were present. A total of 70 laboratory data packages were reviewed during the Tier I validation. Overall, the data packages were complete with the exception of thirteen packages which required additional documentation. The additional documentation that was requested consisted of individual sample chromatograms and/or quantitation reports for select samples in each of the data packages.

## Tier II

In accordance with the SAP/DCAQAP, approximately 25 percent of the laboratory data were subject to a Tier II review. Evaluation of data under the Tier II data validation procedure consisted of a completeness evidence audit in addition to review of all data package summary forms for identification of QA/QC deviations. Tier II also includes

---

review of QA/QC parameter summary forms for compliance with criteria specified in the analytical methods and those presented in the USEPA Region I validation guidelines.

A tabulated summary of the Tier I and Tier II data evaluation is presented in Table 1. Each sample subjected to evaluation is listed in Table 1 to document the highest level of data evaluation (Tier I or Tier II) that was applied. Samples that required data qualification are listed separately for each parameter (compound or analyte) that required qualification.

The following data qualifiers have been used in this data evaluation.

- U The compound or analyte was analyzed for, but was not detected. The sample quantitation limit is presented and adjusted for dilution and (for solid samples only) percent moisture.
- J The compound or analyte was positively identified, although, the associated numerical value is an estimated concentration. This qualifier is used when the data evaluation procedure identifies a deficiency in the data generation process. This qualifier is also used when a compound or analyte is detected at estimated concentrations less than the contract-required detection limit (CRDL) for inorganic analyses or the contract-required quantitation limit (CRQL) for organic analyses.
- UJ The compound or analyte was not detected above the reported sample quantitation limit. However, the reported limit is approximate and may or may not represent the actual level of quantitation.
- R Indicates that the previously reported detection limit or sample result has been rejected due to a major deficiency in the data generation procedure. The data should not be used for any qualitative or quantitative purposes.

The Tier II review of 25 percent of the data encompassed approximately 247 PCB samples. However, during the performance of the Tier II data review for the Appendix IX+3 parameters, QA/QC parameter deviations related to the initial and continuing calibrations were observed for the volatile and semivolatile organic analyses. Based on the frequency of these deviations, it was deemed necessary to perform a Tier II data review for 100 percent of the volatile and semivolatile data in order to evaluate the overall impact of the calibration deviations. The sample data subject to qualification based on the Tier II validation are summarized below.

### **Inorganics Analysis**

Matrix spike (MS) sample analysis recovery criteria require that spike recoveries be between 75 and 125 percent. Detected and non-detected sample results for analytes with MS recoveries between 30 and 75 percent were qualified as approximated (J, UJ). Non-detected sample results for analytes with MS recoveries below 30 percent were rejected (R). Based on these deviations, antimony, lead, and mercury results for four samples were qualified as approximate. Additionally, based on deviations from these MS recovery criteria, antimony was qualified as approximate and silver was rejected for sample 3-6C-EB-13 (20-22).

### **Volatiles Analysis**

Volatile organics initial calibration criteria require that the average relative response factor (RRF) for each compound have a minimum value of 0.05. Initial calibration criteria also require that the percent relative standard deviation (%RSD) for each compound be less than 30 percent. Qualification of sample data for compounds exceeding these criteria included the rejection (R) of non-detected sample results for RRF deviations and the approximation (J, UJ) of detected and non-detected results for %RSD deviations. Based on these criteria, propionitrile, isobutyl alcohol, 1,4-dioxane, methyl methacrylate, acrolein, and acetonitrile were rejected

in thirty-nine samples and twelve other volatile compounds were qualified as approximate for twenty-nine samples.

Volatile organics continuing calibration criteria require that the RRF for each compound have a minimum value of 0.05. Continuing calibration criteria also require that the percent difference (%D) for each compound be less than 25 percent. Qualification of sample data for compounds exceeding these criteria included the rejection (R) of non-detected sample results for RRF deviations and the approximation (UJ) of non-detected results for %D deviations. Based on these criteria, propionitrile, methyl methacrylate, acrolein, 2-butanone, and acetone were rejected in twenty-five samples and thirty-one other volatile compounds were qualified as approximate for twenty-nine samples.

Twenty-nine method blank samples contained one or more of the following: methylene chloride, acetone, acetonitrile, 1,2-dibromo-3-chloropropane, and/or trichlorofluoromethane. Blank action levels for the common laboratory contaminants (methylene chloride and acetone) were calculated as ten times the method blank concentration. Other contaminants (acetonitrile, 1,2-dibromo-3-chloropropane, and trichlorofluoromethane) were calculated as five times the method blank concentration. Detected sample results that were below these blank action levels and above the MDL, but less than the reporting limit, were raised to the reporting limit and qualified with a "U". The "U" qualifier indicates that the volatile compound was not detected above the reported quantitation limit. Based on these criteria, 29 samples were qualified due to blank contamination.

Chlorobenzene matrix spike/matrix spike duplicate (MS/MSD) recoveries of 236 and 214 percent for sample 68S-4 (8-10) and 219 and 200 percent for sample 3-6C-EB-9 (6-8), respectively, exceeded the limits of 60 to 133 percent. Based on these deviations, the detected chlorobenzene results for these samples were qualified as approximate (J). MS/MSD analysis criteria that requires the relative percent difference (RPD) between the MS and MSD to be less than 22 percent for 1,1-dichloroethene was exceeded for sample 3-6C-EB-9 (6-8) with a value of 24 percent. Based on this deviation, the non-detected 1,1-Dichloroethene result for this sample was qualified as approximate (UJ).

Toluene-d8 surrogate recoveries exceeded the limits of 81 to 117 percent for sample 3-6C-EB-13 (18-20) with a recovery of 134 percent. Based on this deviation, chlorobenzene was qualified as approximate (J) for this sample.

### **Semivolatiles Analysis**

Semivolatile organics initial calibration criteria require that the RRF for each compound have a minimum value of 0.05. Initial calibration criteria also require that the %RSD for each compound be less than 30 percent. Qualification of sample data for compounds exceeding these criteria included the rejection (R) of non-detected sample results for RRF deviations and the approximation (UJ) of non-detected results for %RSD deviations. Based on these criteria, 1,4-benzenediamine, 4-nitroquinoline-1-oxide, and  $\alpha,\alpha$ -dimethylphenethylamine were rejected in eleven samples and six other semivolatile compounds were qualified as approximate for eight samples.

Semivolatile organics continuing calibration criteria require that the %D for each compound be less than 25 percent. Qualification of sample data for compounds exceeding this criteria included the approximation (J, UJ) of detected and non-detected results for sixteen semivolatile compounds for eleven samples.

One method blank sample contained the common laboratory contaminant bis(2-ethylhexyl)phthalate at a concentration of 1 ug/L. A blank action level was calculated as ten times the method blank concentration for this compound. Detected sample results that were below the blank action level and above the MDL, but less than the reporting limit, were raised to the reporting limit and qualified with a "U". The "U" qualifier indicates that the semivolatile compound was not detected above the reported quantitation limit. Based on these criteria,

the detected bis(2-ethylhexyl)phthalate result for sample 3-6C-EB-13 was raised to the reporting limit and qualified as non-detected (U).

The 1,4-dichlorobenzene and 1,2,4-trichlorobenzene MS/MSD recoveries for sample 3-6C-4 and the 1,4-dichlorobenzene MS/MSD recoveries for sample 3-6C-EB-13 (20-22) exceeded the control limits specified in the SAP/DCAQAP. Based on MS/MSD recoveries below the established limits, the detected results for 1,4-dichlorobenzene for 3-6C-EB-13 (20-22) and 1,4-dichlorobenzene and 1,2,4-trichlorobenzene for 3-6C-4 were qualified as approximate (J).

Semivolatile organics internal standard criteria require that internal standard area counts be within the range of -50 percent to +100 percent of the corresponding internal standard compound area from the associated continuing calibration standard. The perylene-d12 internal standard exceeded the lower recovery limit for 68S-4 (0-2). Based on this deviation, the sample was reanalyzed by the laboratory. The re-analysis of the sample also exhibited a perylene-d12 area below the lower acceptable limit. Due to these deviations, the data from the original analysis for 68S-4 (0-2), were reported and the data from the re-analyses were determined to be unusable. The original analysis also required the rejection of non-detected results for benzo(b)fluoranthene, benzo(k)fluoranthene, benzo(a)pyrene, dibenzo(a,h)anthracene, and benzo(g,h,i)perylene because the perylene-d12 area was less than 25 percent of the associated continuing calibration standard.

### **PCBs Analysis**

Two method blank samples contained Aroclor 1260 at concentrations of 0.169 ug/g and 0.355 ug/g and one method blank sample contained Aroclor 1254 at a concentration of 0.019 J ug/L. Blank action levels were calculated as five times the method blank concentration for each blank. Detected sample results below the blank action level and above the CRQL, were qualified as non-detected (U). Detected sample results with concentrations above the method blank action level were reported unqualified. Based on these criteria, one sample result for Aroclor 1260 and seven sample results for Aroclor 1254 were qualified as non-detected and seven samples for Aroclor 1260 and one sample for 1254 were reported unqualified.

MS/MSD analysis criteria that requires the RPD between the MS and MSD to be less than 20 percent for Aroclor 1260 was exceeded for samples 3-6C-73 (1.0-1.5) and 68-10-10-97-U1 with values of 24.8 and 40.6 percent, respectively. Based on these deviations, the detected Aroclor 1260 results were qualified as approximate (J) for these samples.

Additionally, as requested by the USEPA, "field-split" duplicate samples were collected for 15 soil and 23 water samples and submitted to Northeast Analytical, Inc. and an independent USEPA laboratory for the analysis of PCBs (Table 2). The results for these "split" samples were then compared to one another for evaluation of analyte concentration variability and laboratory performance. The USEPA Region I data validation guidelines specify maximum RPD limits of 50 percent for soil and 30 percent for water matrix field duplicate samples analyzed by the same laboratory. Split samples analyzed by two individual laboratories are susceptible to greater sample result variability due to analytical procedure differences between the laboratories. These procedural differences include, extraction technique, extraction weight or volume, clean-up procedures utilized, analytical system calibration, and dilution factors used during quantitation. Of the split samples collected for this program, eight soil samples had RPD values greater than 50 percent and three water samples had RPD values greater than 30 percent. Qualification of sample data was not performed due to these deviations because the sample concentration variations were attributed to analytical procedure differences between the laboratories as well as the inhomogeneity of the soil samples and the suspended solids content of the water samples. However, the variability of analyte concentrations observed in the "field-split" sample analyses should be considered when the data are used to assess site conditions.

---

### Dioxins/Furans Analysis

Based on the USEPA Region I Tier II data validation procedures, QA/QC parameter deviations that required sample result qualification were not observed.

### Cyanide and Sulfide Analysis

The MS sample recoveries for cyanide exceeded the limits of 75 to 125 percent with recoveries of 54.5 and 60.4 percent. Based on these deviations, the non-detected sample results for five samples were qualified as approximated (UJ).

Overall, the laboratories performed the organic and inorganic analyses in accordance with the requirements specified in the methods listed in the SAP/DCAQAP. Qualification of data included rejection of volatile organic analyses for isobutanol, 1,4-dioxane, acrolein, acetonitrile, propionitrile, methyl methacrylate, acetone, and 2-butanone due to calibration deviations. Several semivolatile organic analyses, including 1,4-benzenediamine, 4-nitroquinoline-1-oxide, and  $\alpha,\alpha$ -dimethylphenethylamine, were also rejected due to initial calibration deviations. In addition, one silver analysis was rejected due to matrix spike recovery deviations. Several minor QA/QC deviations that resulted in the approximation of sample data were observed for the volatiles, semivolatiles, PCBs, and inorganic analyses.

Based on USEPA Region I data validation guidelines, 98.3 percent of the data for samples related to the Building 68 remedial activities have been determined to be usable for qualitative and quantitative purposes.

Although results for several volatile and semivolatile compounds were rejected, the rejection of sample data for these compounds was due to low calibration response factors which is an inherent problem with the current analytical methodology. Several volatile and semivolatile compounds (including the rejected compounds listed above) exhibit instrument response factors that are below the USEPA Region I minimum value of 0.05, but are within method criteria because the analytical method does not specify minimum response factors for these compounds. Additional sampling and re-analysis of these compounds is not recommended because these compounds are not constituents of concern for these sampling events, and subsequent reanalyses would also be subject to the same analytical performance limitations.

TABLE I  
GENERAL ELECTRIC COMPANY - PITTSFIELD, MASSACHUSETTS  
REMEDIAL INVESTIGATION - BUILDING 68 AREA

ANALYTICAL DATA VALIDATION SUMMARY  
(Results are presented in parts per billion, ppb)

SDC#	Sample IDs	Date Collected	Matrix	Validation Level	Qualification	Compound	QA/QC Parameter	Value	Control Limits	Qualified Result	Notes
PCBs											
031696BBL	3-6C-1 (0-0.5')	5/14/96	Soil	Tier II	No						
031696BBL	3-6C-1 (0.5-6')	5/14/96	Soil	Tier II	No						
031796BBL	3-6C-2 (0-0.5')	5/17/96	Soil	Tier I	No						
031796BBL	3-6C-2 (0.5-6')	5/17/96	Soil	Tier I	No						
031796BBL	3-6C-3 (0-0.5')	5/17/96	Soil	Tier I	No						
031796BBL	3-6C-3 (0.5-6')	5/17/96	Soil	Tier I	No						
031796BBL	3-6C-4 (0-0.5')	5/17/96	Soil	Tier I	No						
031796BBL	3-6C-4 (0.5-6')	5/17/96	Soil	Tier I	No						
031796BBL	3-6C-FB-1 (0-6')	5/17/96	Soil	Tier I	No						
031796BBL	3-6C-FB-2 (0-6')	5/17/96	Soil	Tier I	No						
080996BBL	3-6C-FB-3 (0-2)	8/7/96	Soil	Tier II	No						
080996BBL	3-6C-FB-3 (2-4)	8/7/96	Soil	Tier II	No						
080996BBL	3-6C-FB-3 (4-6)	8/7/96	Soil	Tier II	No						
080996BBL	3-6C-FB-3 (6-8)	8/7/96	Soil	Tier II	No						
080996BBL	3-6C-FB-3 (8-10)	8/7/96	Soil	Tier II	No						
080996BBL	3-6C-FB-7 (0-2)	8/7/96	Soil	Tier II	No						
080996BBL	3-6C-FB-7 (2-4)	8/7/96	Soil	Tier II	No						
080996BBL	3-6C-FB-7 (4-6)	8/7/96	Soil	Tier II	No						
080996BBL	3-6C-FB-7 (6-8)	8/7/96	Soil	Tier II	No						
080996BBL	68S-1 (0-12)	8/7/96	Soil	Tier II	No						
080996BBL	68S-1 (2-4)	8/7/96	Soil	Tier II	No						
080996BBL	68S-1 (6-8)	8/7/96	Soil	Tier II	No						
080996BBL	68S-1 (8-10)	8/7/96	Soil	Tier II	No						
080996BBL	68S-2 (0-12)	8/7/96	Soil	Tier II	No						
080996BBL	68S-2 (2-4)	8/7/96	Soil	Tier II	No						
080996BBL	68S-2 (4-6)	8/7/96	Soil	Tier II	No						
080996BBL	68S-2 (6-8)	8/7/96	Soil	Tier II	No						
080996BBL	68S-3 (4-6)	8/7/96	Soil	Tier II	No						
080996BBL	68S-3 (6-8)	8/7/96	Soil	Tier II	No						
080996BBL	68S-3 (8-10)	8/7/96	Soil	Tier II	No						
080996BBL	68S-3-DUP	8/7/96	Soil	Tier II	No						Duplicate of 68S-3 (2-4)
080996BBL	RB-08-07-96	8/7/96	Soil	Tier II	No						
080996BBL	3-6C-FB-4 (0-2)	8/8/96	Soil	Tier II	No						
080996BBL	3-6C-FB-4 (2-4)	8/8/96	Soil	Tier II	No						
080996BBL	3-6C-FB-4 (6-8)	8/8/96	Soil	Tier II	No						
080996BBL	3-6C-FB-5 (0-2)	8/8/96	Soil	Tier II	No						
080996BBL	3-6C-FB-5 (2-4)	8/8/96	Soil	Tier II	No						
080996BBL	3-6C-FB-5 (6-8)	8/8/96	Soil	Tier II	No						
080996BBL	3-6C-FB-5-DUP	8/8/96	Soil	Tier II	No						Duplicate of 3-6C-FB-5 (2-4)
080996BBL	3-6C-FB-6 (0-2)	8/8/96	Soil	Tier II	No						
080996BBL	3-6C-FB-6 (2-4)	8/8/96	Soil	Tier II	No						
080996BBL	3-6C-FB-6 (4-6)	8/8/96	Soil	Tier II	No						
080996BBL	3-6C-FB-6 (6-8)	8/8/96	Soil	Tier II	No						
080996BBL	68S-4 (2-4)	8/8/96	Soil	Tier II	No						
080996BBL	68S-4 (4-6)	8/8/96	Soil	Tier II	No						
080996BBL	68S-4 (8-10)	8/8/96	Soil	Tier II	No						
080996BBL	RB-08-08-96	8/8/96	Soil	Tier II	No						
081296BBL	3-6C-10 (0-0.5')	8/9/96	Soil	Tier I	No						
081296BBL	3-6C-10 (0.5-1)	8/9/96	Soil	Tier I	No						
081296BBL	3-6C-10 (1-1.5)	8/9/96	Soil	Tier I	No						
081296BBL	3-6C-10 (2-2.3)	8/9/96	Soil	Tier I	No						
081296BBL	3-6C-11 (0-0.5')	8/9/96	Soil	Tier I	No						
081296BBL	3-6C-11 (0.5-1)	8/9/96	Soil	Tier I	No						
081296BBL	3-6C-11 (1-1.5)	8/9/96	Soil	Tier I	No						

TABLE 1  
 GENERAL ELECTRIC COMPANY - PITTSFIELD, MASSACHUSETTS  
 REMEDIAL INVESTIGATION - BUILDING 68 AREA

ANALYTICAL DATA VALIDATION SUMMARY  
 (Results are presented in parts per billion, ppb)

SDCM	Sample IDs	Date Collected	Matrix	Validation Level	Qualification	Compound	QA/QC Parameter	Value	Control Limits	Qualified Result	Notes
PCB (continued)											
081296BBL	3-6C-11 (1.5-2)	8/9/96	Soil	Tier I	No						
081296BBL	3-6C-11 (2.2-3)	8/9/96	Soil	Tier I	No						
081296BBL	3-6C-12 (0.0-5)	8/9/96	Soil	Tier I	No						
081296BBL	3-6C-12 (0.5-1)	8/9/96	Soil	Tier I	No						
081296BBL	3-6C-12 (1.5-5)	8/9/96	Soil	Tier I	No						
081296BBL	3-6C-12 (1.5-2)	8/9/96	Soil	Tier I	No						
081296BBL	3-6C-12 (2.5-3)	8/9/96	Soil	Tier I	No						
081296BBL	3-6C-12 (3.5-5)	8/9/96	Soil	Tier I	No						
081296BBL	3-6C-12 (3.5-4)	8/9/96	Soil	Tier I	No						
081296BBL	3-6C-12 (4.4-5)	8/9/96	Soil	Tier I	No						
081296BBL	3-6C-12 (4.5-2)	8/9/96	Soil	Tier I	No						
081296BBL	3-6C-2 (0.5-1)	8/9/96	Soil	Tier I	No						
081296BBL	3-6C-2 (1.1-3)	8/9/96	Soil	Tier I	No						
081296BBL	3-6C-2 (1.5-2)	8/9/96	Soil	Tier I	No						
081296BBL	3-6C-2 (2.2-3)	8/9/96	Soil	Tier I	No						
081296BBL	3-6C-2 (2.5-3.2)	8/9/96	Soil	Tier I	No						
081296BBL	3-6C-3 (0.5-1)	8/9/96	Soil	Tier I	No						
081296BBL	3-6C-3 (1.1-5)	8/9/96	Soil	Tier I	No						
081296BBL	3-6C-3 (1.5-2)	8/9/96	Soil	Tier I	No						
081296BBL	3-6C-3 (2.2-5)	8/9/96	Soil	Tier I	No						
081296BBL	3-6C-3 (2.5-3)	8/9/96	Soil	Tier I	No						
081296BBL	3-6C-3 (3.3-4)	8/9/96	Soil	Tier I	No						
081296BBL	3-6C-4 (0.5-1)	8/9/96	Soil	Tier I	No						
081296BBL	3-6C-4 (1.1-5)	8/9/96	Soil	Tier I	No						
081296BBL	3-6C-4 (2.2-5)	8/9/96	Soil	Tier I	No						
081296BBL	3-6C-5 (0.0-5)	8/9/96	Soil	Tier I	No						
081296BBL	3-6C-5 (0.5-1)	8/9/96	Soil	Tier I	No						
081296BBL	3-6C-5 (1.1-5)	8/9/96	Soil	Tier I	No						
081296BBL	3-6C-5 (1.5-2)	8/9/96	Soil	Tier I	No						
081296BBL	3-6C-5 (2.2-5)	8/9/96	Soil	Tier I	No						
081296BBL	3-6C-5 (3.3-5)	8/9/96	Soil	Tier I	No						
081296BBL	3-6C-5 (3.5-4)	8/9/96	Soil	Tier I	No						
081296BBL	3-6C-5 (4.4-5)	8/9/96	Soil	Tier I	No						
081296BBL	3-6C-5 (4.5-5.5)	8/9/96	Soil	Tier I	No						
081296BBL	3-6C-6 (0.0-5)	8/9/96	Soil	Tier I	No						
081296BBL	3-6C-6 (0.5-1)	8/9/96	Soil	Tier I	No						
081296BBL	3-6C-6 (1.1-5)	8/9/96	Soil	Tier I	No						
081296BBL	3-6C-6 (1.5-2)	8/9/96	Soil	Tier I	No						
081296BBL	3-6C-6 (2.2-5)	8/9/96	Soil	Tier I	No						
081296BBL	3-6C-6 (2.5-3)	8/9/96	Soil	Tier I	No						
081296BBL	3-6C-7 (0.0-5)	8/9/96	Soil	Tier I	No						
081296BBL	3-6C-7 (0.5-1)	8/9/96	Soil	Tier I	No						
081296BBL	3-6C-7 (1.1-5)	8/9/96	Soil	Tier I	No						
081296BBL	3-6C-7 (1.5-2)	8/9/96	Soil	Tier I	No						
081296BBL	3-6C-7 (2.2-5)	8/9/96	Soil	Tier I	No						
081296BBL	3-6C-7 (2.5-3)	8/9/96	Soil	Tier I	No						
081296BBL	3-6C-7 (3.3-5)	8/9/96	Soil	Tier I	No						
081296BBL	3-6C-7 (3.5-3.8)	8/9/96	Soil	Tier I	No						
081296BBL	3-6C-8 (0.0-5)	8/9/96	Soil	Tier I	No						
081296BBL	3-6C-8 (0.5-1)	8/9/96	Soil	Tier I	No						
081296BBL	3-6C-8 (1.1-5)	8/9/96	Soil	Tier I	No						
081296BBL	3-6C-8 (1.5-2)	8/9/96	Soil	Tier I	No						
081296BBL	3-6C-8 (2.2-5)	8/9/96	Soil	Tier I	No						
081296BBL	3-6C-8 (2.5-3)	8/9/96	Soil	Tier I	No						
081296BBL	3-6C-8 (3.3-7)	8/9/96	Soil	Tier I	No						

TABLE 1  
 GENERAL ELECTRIC COMPANY - PITTSFIELD, MASSACHUSETTS  
 REMEDIAL INVESTIGATION - BUILDING 68 AREA  
 ANALYTICAL DATA VALIDATION SUMMARY  
 (Results are presented in parts per billion, ppb)

SDC#	Sample IDs	Date Collected	Matrix	Validation Level	Qualification	Compound	QA/QC Parameter	Value	Control Limits	Qualified Result	Notes
PCBs continued											
081296BBL	3-6C-9 (0-0.5)	8/9/96	Soil	Tier 1	No						
081296BBL	3-6C-9 (0.5-1)	8/9/96	Soil	Tier 1	No						
081296BBL	3-6C-9 (1-1.5)	8/9/96	Soil	Tier 1	No						
081296BBL	3-6C-9 (1.5-2)	8/9/96	Soil	Tier 1	No						
081296BBL	3-6C-9 (2-2.5)	8/9/96	Soil	Tier 1	No						
081296BBL	3-6C-9 (2.5-2.9)	8/9/96	Soil	Tier 1	No						
081296BBL	3-6C-FB-1	8/9/96	Water	Tier 1	No						
081296BBL	3-6C-FB-2	8/9/96	Water	Tier 1	No						
081296BBL	3-6C-FB-3	8/9/96	Water	Tier 1	No						
081296BBL	3-6C-FB-4	8/9/96	Water	Tier 1	No						
081296BBL	3-6C-FD-1	8/9/96	Soil	Tier 1	No						
081296BBL	3-6C-FD-2	8/9/96	Soil	Tier 1	No						
081296BBL	3-6C-FD-3	8/9/96	Soil	Tier 1	No						
081296BBL	3-6C-FD-4	8/9/96	Soil	Tier 1	No						
081096BBL	3-6C-13 (0-4")	8/29/96	Soil	Tier 1	No						Duplicate of 3-6C-1 (0.5-1)
081096BBL	3-6C-13 (4-8")	8/29/96	Soil	Tier 1	No						Duplicate of 3-6C-7 (1.5-2)
081096BBL	3-6C-13 (8-12")	8/29/96	Soil	Tier 1	No						Duplicate of 3-6C-6 (0-0.5)
081096BBL	3-6C-13 (12-18")	8/29/96	Soil	Tier 1	No						
081096BBL	3-6C-13 (18-24")	8/29/96	Soil	Tier 1	No						
081096BBL	3-6C-13 (24-30")	8/29/96	Soil	Tier 1	No						
081096BBL	3-6C-13 (30-36")	8/29/96	Soil	Tier 1	No						
081096BBL	3-6C-13 (36-42")	8/29/96	Soil	Tier 1	No						
081096BBL	3-6C-13 (42-48")	8/29/96	Soil	Tier 1	No						
081096BBL	3-6C-13 (48-54")	8/29/96	Soil	Tier 1	No						
081096BBL	3-6C-13 (54-58")	8/29/96	Soil	Tier 1	No						
081096BBL	3-6C-13 (6-12")	8/29/96	Soil	Tier 1	No						
081096BBL	3-6C-13 (0-6")	8/29/96	Soil	Tier 1	No						
081096BBL	3-6C-13 (12-18")	8/29/96	Soil	Tier 1	No						
081096BBL	3-6C-13 (18-24")	8/29/96	Soil	Tier 1	No						
081096BBL	3-6C-13 (24-30")	8/29/96	Soil	Tier 1	No						
081096BBL	3-6C-13 (30-36")	8/29/96	Soil	Tier 1	No						
081096BBL	3-6C-13 (36-39")	8/29/96	Soil	Tier 1	No						
081096BBL	3-6C-13 (6-12")	8/29/96	Soil	Tier 1	No						
081096BBL	3-6C-17 (12-18")	8/29/96	Soil	Tier 1	No						
081096BBL	3-6C-17 (18-25")	8/29/96	Soil	Tier 1	No						
081096BBL	3-6C-17 (6-12")	8/29/96	Soil	Tier 1	No						
081096BBL	3-6C-19 (0-4")	8/29/96	Soil	Tier 1	No						
081096BBL	3-6C-19 (12-18")	8/29/96	Soil	Tier 1	No						
081096BBL	3-6C-19 (24-30")	8/29/96	Soil	Tier 1	No						
081096BBL	3-6C-19 (6-12")	8/29/96	Soil	Tier 1	No						
081096BBL	3-6C-21 (0-6")	8/29/96	Soil	Tier 1	No						
081096BBL	3-6C-21 (12-18")	8/29/96	Soil	Tier 1	No						
081096BBL	3-6C-21 (6-12")	8/29/96	Soil	Tier 1	No						
081096BBL	3-6C-23 (0-6")	8/29/96	Soil	Tier 1	No						
081096BBL	3-6C-24 (0-6")	8/29/96	Soil	Tier 1	No						
081096BBL	3-6C-29 (0-6")	8/29/96	Soil	Tier 1	No						
081096BBL	3-6C-29 (12-14")	8/29/96	Soil	Tier 1	No						
081096BBL	3-6C-29 (6-12")	8/29/96	Soil	Tier 1	No						
081096BBL	3-6C-FD3	8/29/96	Soil	Tier 1	No						
081096BBL	3-6C-FD6	8/29/96	Soil	Tier 1	No						
081096BBL	3-6C-RB1	8/29/96	Water	Tier 1	No						
081096A BBL/090396A BBL	3-6C-18 (0-5")	8/30/96	Soil	Tier 1	No						
081096A BBL/090396A BBL	3-6C-18 (12-18")	8/30/96	Soil	Tier 1	No						
081096A BBL/090396A BBL	3-6C-18 (18-24")	8/30/96	Soil	Tier 1	No						
081096A BBL/090396A BBL	3-6C-18 (6-12")	8/30/96	Soil	Tier 1	No						
081096A BBL/090396A BBL	3-6C-20 (0-3")	8/30/96	Soil	Tier 1	No						
081096A BBL/090396A BBL	3-6C-20 (12-19")	8/30/96	Soil	Tier 1	No						
											Duplicate of 3-6C-21 (6-12")
											Duplicate of 3-6C-13 (12-18")



TABLE I  
GENERAL ELECTRIC COMPANY - PITTSFIELD, MASSACHUSETTS  
REMEDIAL INVESTIGATION - BUILDING 68 AREA

ANALYTICAL DATA VALIDATION SUMMARY  
(Results are presented in parts per billion, ppb)

SDC#	Sample IDs	Date Collected	Matrix	Validation Level	Qualification	Compound	QA/QC Parameter	Value	Control Limits	Qualified Result	Notes
PCBs continued											
083096A	BBL090396A BBL 3-6C-20 (6-12)	8/10/96	Soil	Tier I	No						
083096A	BBL090396A BBL 3-6C-22 (0-6)	8/10/96	Soil	Tier I	No						
083096A	BBL090396A BBL 3-6C-22 (6-12)	8/10/96	Soil	Tier I	No						
083096A	BBL090396A BBL 3-6C-23 (0-5)	9/19/96	Soil	Tier I	No						
083096A	BBL090396A BBL 3-6C-23 (6-12)	9/19/96	Soil	Tier I	No						
083096A	BBL090396A BBL 3-6C-25 (0-5)	9/19/96	Soil	Tier I	No						
083096A	BBL090396A BBL 3-6C-25 (6-12)	9/19/96	Soil	Tier I	No						
090396B	BBL092896A BBL 3-6C-27 (0-5)	9/19/96	Soil	Tier I	No						
090396B	BBL092896A BBL 3-6C-28 (0-5)	9/19/96	Soil	Tier I	No						
083096A	BBL090396A BBL 3-6C-30 (0-6)	9/19/96	Soil	Tier I	No						
083096A	BBL090396A BBL 3-6C-30 (6-8)	9/19/96	Soil	Tier I	No						
083096A	BBL090396A BBL 3-6C-31 (0-4)	9/19/96	Soil	Tier I	No						
090396BBL	3-6C-32 (0-6)	9/4/96	Soil	Tier I	No						
090396BBL	3-6C-EB-10 (0-0.5)	9/4/96	Soil	Tier I	No						
090396BBL	3-6C-EB-10 (0.5-2)	9/4/96	Soil	Tier I	No						
090396BBL	3-6C-EB-10 (2-4)	9/4/96	Soil	Tier I	No						
090396BBL	3-6C-EB-10 (4-6)	9/4/96	Soil	Tier I	No						
090396BBL	3-6C-EB-10 (6-8)	9/4/96	Soil	Tier I	No						
090396BBL	3-6C-EB-11 (0-0.5)	9/4/96	Soil	Tier I	No						
090396BBL	3-6C-EB-11 (0.5-2)	9/4/96	Soil	Tier I	No						
090396BBL	3-6C-EB-11 (2-4)	9/4/96	Soil	Tier I	No						
090396BBL	3-6C-EB-11 (6-8)	9/4/96	Soil	Tier I	No						
090396BBL	3-6C-EB-11 (8-10)	9/4/96	Soil	Tier I	No						
090396BBL	3-6C-EB-12 (0-0.5)	9/4/96	Soil	Tier I	No						
090396BBL	3-6C-EB-12 (0.5-2)	9/4/96	Soil	Tier I	No						
090396BBL	3-6C-EB-12 (2-4)	9/4/96	Soil	Tier I	No						
090396BBL	3-6C-EB-12 (4-6)	9/4/96	Soil	Tier I	No						
090396BBL	3-6C-EB-12 (6-8)	9/4/96	Soil	Tier I	No						
090396BBL	3-6C-EB-8 (0-0.5)	9/4/96	Soil	Tier I	No						
090396BBL	3-6C-EB-8 (0.5-2)	9/4/96	Soil	Tier I	No						
090396BBL	3-6C-EB-8 (2-4)	9/4/96	Soil	Tier I	No						
090396BBL	3-6C-EB-8 (4-6)	9/4/96	Soil	Tier I	No						
090396BBL	3-6C-EB-8 (6-8)	9/4/96	Soil	Tier I	No						
090396BBL	3-6C-EB-9 (0-0.5)	9/4/96	Soil	Tier I	No						
090396BBL	3-6C-EB-9 (0.5-2)	9/4/96	Soil	Tier I	No						
090396BBL	3-6C-EB-9 (2-4)	9/4/96	Soil	Tier I	No						
090396BBL	3-6C-EB-9 (4-6)	9/4/96	Soil	Tier I	No						
090396BBL	3-6C-EB-9 (6-8)	9/4/96	Soil	Tier I	No						
090396BBL	3-6C-EB-DUP	9/4/96	Soil	Tier I	No						
090396BBL	RB-09-04-96	9/4/96	Water	Tier I	No						
090696BBL	3-6C-EB-13 (0.7-2)	9/5/96	Soil	Tier II	No						
090696BBL	3-6C-EB-13 (10-12)	9/5/96	Soil	Tier II	No						
090696BBL	3-6C-EB-13 (12-14)	9/5/96	Soil	Tier II	No						
090696BBL	3-6C-EB-13 (14-16)	9/5/96	Soil	Tier II	No						
090696BBL	3-6C-EB-13 (16-18)	9/5/96	Soil	Tier II	No						
090696BBL	3-6C-EB-13 (18-20)	9/5/96	Soil	Tier II	No						
090696BBL	3-6C-EB-13 (2-4)	9/5/96	Soil	Tier II	No						
090696BBL	3-6C-EB-13 (20-22)	9/5/96	Soil	Tier II	No						
090696BBL	3-6C-EB-13 (22-24)	9/5/96	Soil	Tier II	No						
090696BBL	3-6C-EB-13 (24-26)	9/5/96	Soil	Tier II	No						
090696BBL	3-6C-EB-13 (26-28)	9/5/96	Soil	Tier II	No						
090696BBL	3-6C-EB-13 (28-30)	9/5/96	Soil	Tier II	No						
090696BBL	3-6C-EB-13 (30-32)	9/5/96	Soil	Tier II	No						
090696BBL	3-6C-EB-13 (12-14)	9/5/96	Soil	Tier II	No						
090696BBL	3-6C-EB-13 (14-16)	9/5/96	Soil	Tier II	No						
090696BBL	3-6C-EB-13 (16-18)	9/5/96	Soil	Tier II	No						
090696BBL	3-6C-EB-13 (18-20)	9/5/96	Soil	Tier II	No						
090696BBL	3-6C-EB-13 (4-6)	9/5/96	Soil	Tier II	No						
090696BBL	3-6C-EB-13 (6-8)	9/5/96	Soil	Tier II	No						
090696BBL	3-6C-EB-13 (8-10)	9/5/96	Soil	Tier II	No						

Duplicate of 3-6C-EB-10 (6-8)

**TABLE I**  
**GENERAL ELECTRIC COMPANY - PITTSFIELD, MASSACHUSETTS**  
**REMEDIAL INVESTIGATION - BUILDING 68 AREA**  
**ANALYTICAL DATA VALIDATION SUMMARY**  
 (Results are presented in parts per billion, ppb)

SDG#	Sample ID#	Date Collected	Matrix	Validation Level	Qualification	Compound	QA/QC Parameter	Value	Control Limits	Qualified Result	Notes
PCBs continued											
00032	3-6C-EB-13 (8-10)	9/5/96	Soil	Tier II	No						
090696BBL	3-6C-EB-DUP-1	9/5/96	Soil	Tier II	No						Duplicate of 3-6C-EB-13 (6-8)
090696BBL	3-6C-EB-DUP-2	9/5/96	Soil	Tier II	No						Duplicate of 3-6C-EB-13 (3-36)
090696BBL	RB-09-05-96	9/5/96	Water	Tier II	No						
CAF100107	3-6C-EB-13	9/5/96	Water	Tier II	No						
090596B BBL092896A BBL	3-6C-33 (0-0.6)	9/26/96	Soil	Tier I	No						
090596B BBL092896A BBL	3-6C-33 (0-0.7)	9/26/96	Soil	Tier I	No						
090596B BBL092896A BBL	3-6C-36 (0-0.5)	9/26/96	Soil	Tier I	No						
090596B BBL092896A BBL	3-6C-36 (0.5-1)	9/26/96	Soil	Tier I	No						
090596B BBL092896A BBL	3-6C-37 (0-0.7)	9/26/96	Soil	Tier I	No						
090596B BBL092896A BBL	3-6C-38 (0-0.7)	9/26/96	Soil	Tier I	No						
090596B BBL092896A BBL	3-6C-39 (0-0.5)	9/26/96	Soil	Tier I	No						
090596B BBL092896A BBL	3-6C-39 (0.5-1)	9/26/96	Soil	Tier I	No						
090596B BBL092896A BBL	3-6C-40 (0-0.5)	9/26/96	Soil	Tier I	No						
090596B BBL092896A BBL	3-6C-40 (0.5-1)	9/26/96	Soil	Tier I	No						
090596B BBL092896A BBL	3-6C-41 (0-0.5)	9/26/96	Soil	Tier I	No						
090596B BBL092896A BBL	3-6C-41 (0.5-1)	9/26/96	Soil	Tier I	No						
092896BBL	3-6C-42 (0-0.5)	9/28/96	Soil	Tier I	No						
092896BBL	3-6C-42 (0.5-1.0)	9/28/96	Soil	Tier I	No						
092896BBL	3-6C-43 (1.0-1.5)	9/28/96	Soil	Tier I	No						
092896BBL	3-6C-43 (0-0.5)	9/28/96	Soil	Tier I	No						
092896BBL	3-6C-43 (0.5-1.0)	9/28/96	Soil	Tier I	No						
092896BBL	3-6C-43 (1.0-1.4)	9/28/96	Soil	Tier I	No						
111596BBL	3-6C-43 (0-0.5)	11/15/96	Soil	Tier I	No						
111596BBL	3-6C-43 (0.5-1.0)	11/15/96	Soil	Tier I	No						
111596BBL	3-6C-43 (1.0-1.3)	11/15/96	Soil	Tier I	No						
111596BBL	3-6C-46 (0-0.6)	11/15/96	Soil	Tier I	No						
111596BBL	3-6C-46 (0.6-1.2)	11/15/96	Soil	Tier I	No						
111596BBL	3-6C-47 (0-0.5)	11/15/96	Soil	Tier I	No						
111596BBL	3-6C-47 (0.5-1.0)	11/15/96	Soil	Tier I	No						
111596BBL	3-6C-48 (0-0.6)	11/15/96	Soil	Tier I	No						
111596BBL	3-6C-49 (0-0.5)	11/15/96	Soil	Tier I	No						
111596BBL	3-6C-DUP	11/15/96	Soil	Tier I	No						Duplicate of 3-6C-46 (0.6-1.2)
020597BBL	3-6C-50 (0-0.5)	2/3/97	Soil	Tier I	No						
020597BBL	3-6C-50 (0.5-1.0)	2/3/97	Soil	Tier I	No						
020597BBL	3-6C-50 (1.0-1.5)	2/3/97	Soil	Tier I	No						
020597BBL	3-6C-50 (1.5-2.0)	2/3/97	Soil	Tier I	No						
020597BBL	3-6C-50 (2-2.5)	2/3/97	Soil	Tier I	No						
020597BBL	3-6C-50 (2.5-3.0)	2/3/97	Soil	Tier I	No						
020597BBL	3-6C-50 (3-3.5)	2/3/97	Soil	Tier I	No						
020597BBL	3-6C-50 (3.5-4.0)	2/3/97	Soil	Tier I	No						
020597BBL	3-6C-50 (4-4.5)	2/3/97	Soil	Tier I	No						
020597BBL	3-6C-50 (4.5-5.0)	2/3/97	Soil	Tier I	No						
020597BBL	3-6C-50 (5-5.3)	2/3/97	Soil	Tier I	No						
020597BBL	3-6C-51 (0-0.5)	2/3/97	Soil	Tier I	No						
020597BBL	3-6C-51 (0.5-1.0)	2/3/97	Soil	Tier I	No						
020597BBL	3-6C-51 (1.0-1.5)	2/3/97	Soil	Tier I	No						
020597BBL	3-6C-51 (1.5-2.0)	2/3/97	Soil	Tier I	No						
020597BBL	3-6C-51 (2-2.5)	2/3/97	Soil	Tier I	No						
020597BBL	3-6C-51 (2.5-3.0)	2/3/97	Soil	Tier I	No						
020597BBL	3-6C-51 (3-3.5)	2/3/97	Soil	Tier I	No						
020597BBL	3-6C-51 (3.5-4.0)	2/3/97	Soil	Tier I	No						
020597BBL	3-6C-51 (4-4.5)	2/3/97	Soil	Tier I	No						
020597BBL	3-6C-51 (4.5-5.0)	2/3/97	Soil	Tier I	No						
020597BBL	3-6C-51 (5-5.4)	2/3/97	Soil	Tier I	No						
020597BBL	3-6C-51 (5.4-6)	2/3/97	Soil	Tier I	No						
020597BBL	3-6C-51 (6-6.5)	2/3/97	Soil	Tier I	No						
020597BBL	3-6C-51 (6.5-7)	2/3/97	Soil	Tier I	No						
020597BBL	3-6C-51 (7-7.5)	2/3/97	Soil	Tier I	No						
020597BBL	3-6C-51 (7.5-8)	2/3/97	Soil	Tier I	No						
020597BBL	3-6C-51 (8-8.5)	2/3/97	Soil	Tier I	No						
020597BBL	3-6C-51 (8.5-9)	2/3/97	Soil	Tier I	No						
020597BBL	3-6C-51 (9-9.5)	2/3/97	Soil	Tier I	No						
020597BBL	3-6C-51 (9.5-10)	2/3/97	Soil	Tier I	No						
020597BBL	3-6C-51 (10-11)	2/3/97	Soil	Tier I	No						

TABLE 1  
GENERAL ELECTRIC COMPANY - PITTSFIELD, MASSACHUSETTS  
REMEDIAL INVESTIGATION - BUILDING 68 AREA

ANALYTICAL DATA VALIDATION SUMMARY  
(Results are presented in parts per billion, ppb)

SDCW#	Sample IDs	Date Collected	Matrix	Validation Level	Qualification	Compound	QA/QC Parameter	Value	Control Limits	Qualified Result	Notes
FC Bi continued											
020597BBL	3-6C-52 (1.5-2.0)	2/3/97	Soil	Tier 1	No						
020597BBL	3-6C-52 (2.0-2.5)	2/3/97	Soil	Tier 1	No						
020597BBL	3-6C-52 (2.5-3.0)	2/3/97	Soil	Tier 1	No						
020597BBL	3-6C-52 (3.0-3.5)	2/3/97	Soil	Tier 1	No						
020597BBL	3-6C-52 (3.5-4.0)	2/3/97	Soil	Tier 1	No						
020597BBL	3-6C-52 (4.0-4.5)	2/3/97	Soil	Tier 1	No						
020597BBL	3-6C-53 (0.0-0.5)	2/3/97	Soil	Tier 1	No						
020597BBL	3-6C-53 (0.5-1.0)	2/3/97	Soil	Tier 1	No						
020597BBL	3-6C-53 (1.0-1.5)	2/3/97	Soil	Tier 1	No						
020597BBL	3-6C-53 (1.5-2.0)	2/3/97	Soil	Tier 1	No						
020597BBL	3-6C-53 (2.0-2.4)	2/3/97	Soil	Tier 1	No						
020597BBL	3-6C-54 (0.0-0.5)	2/3/97	Soil	Tier 1	No						
020597BBL	3-6C-54 (0.5-1.0)	2/3/97	Soil	Tier 1	No						
020597BBL	3-6C-54 (1.0-1.4)	2/3/97	Soil	Tier 1	No						
020597BBL	3-6C-55 (0.0-0.5)	2/3/97	Soil	Tier 1	No						
020597BBL	3-6C-55 (0.5-1.0)	2/3/97	Soil	Tier 1	No						
020597BBL	3-6C-55 (1.0-1.5)	2/3/97	Soil	Tier 1	No						
020597BBL	3-6C-55 (1.5-1.8)	2/3/97	Soil	Tier 1	No						
020597BBL	3-6C-66 (0.0-0.5)	2/3/97	Soil	Tier 1	No						
020597BBL	3-6C-66 (0.5-1.0)	2/3/97	Soil	Tier 1	No						
020597BBL	3-6C-66 (1.0-1.5)	2/3/97	Soil	Tier 1	No						
020597BBL	3-6C-66 (1.5-1.9)	2/3/97	Soil	Tier 1	No						
020597BBL	3-6C-56 (0.0-0.5)	2/4/97	Soil	Tier 1	No						
020597BBL	3-6C-56 (0.5-1.0)	2/4/97	Soil	Tier 1	No						
020597BBL	3-6C-57 (0.0-0.6)	2/4/97	Soil	Tier 1	No						
020597BBL	3-6C-57 (0.6-1.1)	2/4/97	Soil	Tier 1	No						
020597BBL	3-6C-58 (0.0-0.5)	2/4/97	Soil	Tier 1	No						
020597BBL	3-6C-58 (0.5-0.7)	2/4/97	Soil	Tier 1	No						
020597BBL	3-6C-59 (0.0-0.3)	2/4/97	Soil	Tier 1	No						
020597BBL	3-6C-60 (0.0-0.5)	2/4/97	Soil	Tier 1	No						
020597BBL	3-6C-60 (0.5-1.0)	2/4/97	Soil	Tier 1	No						
020597BBL	3-6C-61 (0.0-0.6)	2/4/97	Soil	Tier 1	No						
020597BBL	3-6C-62 (0.0-0.5)	2/4/97	Soil	Tier 1	No						
020597BBL	3-6C-62 (0.5-1.0)	2/4/97	Soil	Tier 1	No						
020597BBL	3-6C-62 (1.0-1.3)	2/4/97	Soil	Tier 1	No						
020597BBL	3-6C-63 (0.0-0.5)	2/4/97	Soil	Tier 1	No						
020597BBL	3-6C-63 (0.5-1.0)	2/4/97	Soil	Tier 1	No						
020597BBL	3-6C-64 (0.0-0.5)	2/4/97	Soil	Tier 1	No						
020597BBL	3-6C-64 (0.5-1.0)	2/4/97	Soil	Tier 1	No						
020597BBL	3-6C-64 (1.0-1.5)	2/4/97	Soil	Tier 1	No						
020597BBL	3-6C-64 (1.5-2.0)	2/4/97	Soil	Tier 1	No						
020597BBL	3-6C-64 (2.0-2.5)	2/4/97	Soil	Tier 1	No						
020597BBL	3-6C-64 (2.5-3.0)	2/4/97	Soil	Tier 1	No						
020597BBL	3-6C-64 (3.0-3.2)	2/4/97	Soil	Tier 1	No						
020597BBL	3-6C-65 (0.0-0.5)	2/4/97	Soil	Tier 1	No						
020597BBL	3-6C-65 (0.5-1.0)	2/4/97	Soil	Tier 1	No						
020597BBL	3-6C-65 (1.0-1.5)	2/4/97	Soil	Tier 1	No						
020597BBL	3-6C-D1	2/4/97	Soil	Tier 1	No						
020597BBL	3-6C-D2	2/4/97	Soil	Tier 1	No						
020597BBL	3-6C-D3	2/4/97	Soil	Tier 1	No						
020597BBL	3-6C-D4	2/4/97	Soil	Tier 1	No						
021197BBL/021297BBL	3-6C-EB-15 (0.0-2.0)	2/10/97	Soil	Tier 1	No						Duplicate of 3-6C-51 (0.5-1.0)
021197BBL/021297BBL	3-6C-EB-15 (2.0-12.0)	2/10/97	Soil	Tier 1	No						Duplicate of 3-6C-52 (0.5-1.0)
021197BBL/021297BBL	3-6C-EB-15 (12.0-14.0)	2/10/97	Soil	Tier 1	No						Duplicate of 3-6C-54 (0.0-0.5)
021197BBL/021297BBL	3-6C-EB-15 (2.0-4.0)	2/10/97	Soil	Tier 1	No						Duplicate of 3-6C-56 (1.0-1.6)
021197BBL/021297BBL	3-6C-EB-15 (4.0-6.0)	2/10/97	Soil	Tier 1	No						
021197BBL/021297BBL	3-6C-EB-15 (6.0-8.0)	2/10/97	Soil	Tier 1	No						
021197BBL/021297BBL	3-6C-EB-15 (8.0-10.0)	2/10/97	Soil	Tier 1	No						
021197BBL/021297BBL	3-6C-EB-15 (0.0-2.0)	2/10/97	Soil	Tier 1	No						

TABLE 1  
GENERAL ELECTRIC COMPANY - PITTSFIELD, MASSACHUSETTS

REMEDIAL INVESTIGATION - BUILDING 68 AREA

ANALYTICAL DATA VALIDATION SUMMARY  
(Results are presented in parts per billion, ppb)

SDC#	Sample ID#	Date Collected	Matrix	Validation Level	Qualification	Compound	QA/QC Parameter	Value	Control Limits	Qualified Result	Notes
PCBs continued											
021197BBL/021297BBL	3-6C-EB-16 (10.0-12.0)	2/10/97	Soil	Tier I	No						
021197BBL/021297BBL	3-6C-EB-16 (2.0-4.0)	2/10/97	Soil	Tier I	No						
021197BBL/021297BBL	3-6C-EB-16 (4.0-6.0)	2/10/97	Soil	Tier I	No						
021197BBL/021297BBL	3-6C-EB-16 (6.0-8.0)	2/10/97	Soil	Tier I	No						
021197BBL/021297BBL	3-6C-EB-16 (8.0-10.0)	2/10/97	Soil	Tier I	No						
021197BBL/021297BBL	68-PR-D1	2/10/97	Soil	Tier I	No						Duplicate of 3-6C-EB-16 (8.0-10.0)
021197BBL/021297BBL	68-EB-RB1	2/11/97	Water	Tier I	No						
032397BBL	3-6C-72 (0.0-0.5)	3/24/97	Soil	Tier II	No						
032397BBL	3-6C-72 (0.5-1.0)	3/24/97	Soil	Tier II	No						
032397BBL	3-6C-72 (1.0-1.5)	3/24/97	Soil	Tier II	No						
032397BBL	3-6C-73 (0.0-0.5)	3/24/97	Soil	Tier II	No						
032397BBL	3-6C-73 (0.5-1.0)	3/24/97	Soil	Tier II	No						
032397BBL	3-6C-73 (1.0-1.5)	3/24/97	Soil	Tier II	No						
032397BBL	3-6C-73 (1.5-2.0)	3/24/97	Soil	Tier II	Yes	Aroclor 1260	M/MSD RPD	24.8%	<20%	16.5 J	
032397BBL	3-6C-73 (2.0-2.5)	3/24/97	Soil	Tier II	No						
032397BBL	3-6C-74 (0.0-0.5)	3/24/97	Soil	Tier II	No						
032397BBL	3-6C-74 (0.5-0.8)	3/24/97	Soil	Tier II	No						
032397BBL	3-6C-75 (0.0-0.5)	3/24/97	Soil	Tier II	No						
032397BBL	3-6C-75 (0.5-1.0)	3/24/97	Soil	Tier II	No						
032397BBL	3-6C-75 (1.0-1.5)	3/24/97	Soil	Tier II	No						
032397BBL	3-6C-75 (1.5-1.8)	3/24/97	Soil	Tier II	No						
032397BBL	3-6C-76 (0.0-0.5)	3/24/97	Soil	Tier II	No						
032397BBL	3-6C-76 (0.5-0.9)	3/24/97	Soil	Tier II	No						
032397BBL	3-6C-77 (0.0-0.55)	3/24/97	Soil	Tier II	No						
032397BBL	3-6C-78 (0.0-0.25)	3/24/97	Soil	Tier II	No						
032397BBL	3-6C-79 (0.0-0.55)	3/24/97	Soil	Tier II	No						
032397BBL	3-6C-D1	3/24/97	Soil	Tier II	No						Duplicate of 3-6C-76 (0.5-0.9)
041597BBL	3-6C-80 (0.0-0.5)	4/14/97	Soil	Tier I	No						
041597BBL	3-6C-80 (0.5-1.1)	4/14/97	Soil	Tier I	No						
041597BBL	3-6C-80 (1.1-1.5)	4/14/97	Soil	Tier I	No						
041597BBL	3-6C-80 (1.5-2.2)	4/14/97	Soil	Tier I	No						
041597BBL	3-6C-80 (2.2-2.5)	4/14/97	Soil	Tier I	No						
041597BBL	3-6C-80 (2.5-3.1)	4/14/97	Soil	Tier I	No						
041597BBL	3-6C-80 (3.1-3.5)	4/14/97	Soil	Tier I	No						
041597BBL	3-6C-80 (4-4.5)	4/14/97	Soil	Tier I	No						
041597BBL	3-6C-80 (4.5-5.5)	4/14/97	Soil	Tier I	No						
041597BBL	3-6C-DUP	4/14/97	Soil	Tier I	No						Duplicate of 3-6C-80 (0.0-0.5)
Pond 1											
Caged Fish											
Pond 2											
050297BBL	68-05-01-97-D1	5/1/97	Water	Tier I	No						
050297BBL	68-05-01-97-U1	5/1/97	Water	Tier I	No						
20144005	HRCF001	5/1/97	Biota	Tier I	No						
20144005	HRCF002	5/1/97	Biota	Tier I	No						
050797BBL/050997BBL	68-5-6-97-D1	5/6/97	Water	Tier I	No						
050797BBL/050997BBL	68-5-6-97-U1	5/6/97	Water	Tier I	No						
050797BBL/050997BBL	68-5-8-97-D1	5/8/97	Water	Tier I	No						
050797BBL/050997BBL	68-5-8-97-U1	5/8/97	Water	Tier I	No						
051697BBL/052097BBL	68-5-14-97-D1	5/14/97	Water	Tier I	No						
052397BBL											
051697BBL/052097BBL	68-5-14-97-U1	5/14/97	Water	Tier I	No						
052397BBL											
20144005	HRCF003	5/15/97	Biota	Tier I	No						
20144005	HRCF004	5/15/97	Biota	Tier I	No						
20144005	HRCF005	5/15/97	Biota	Tier I	No						
20144005	HRCF006	5/15/97	Biota	Tier I	No						
051697BBL/052097BBL	68-5-16-97-D1	5/16/97	Water	Tier I	No						
052397BBL											



TABLE J  
 GENERAL ELECTRIC COMPANY - PITTSFIELD, MASSACHUSETTS  
 REMEDIAL INVESTIGATION - BUILDING 68 AREA  
 ANALYTICAL DATA VALIDATION SUMMARY  
 (Results are presented in parts per billion, ppb)

SDC#	Sample IDs	Date Collected	Matrix	Validation Level	Qualification	Compound	QA/QC Parameter	Value	Control Limits	Qualified Result	Notes
PCBs continued											
062497BBL070197BBL/070197BBL	68-6-20-97-D1	6/20/97	Water	Tier I	No						
070397BBL	68-6-20-97-U1	6/20/97	Water	Tier I	No						
070397BBL	68-6-23-97-D1	6/23/97	Water	Tier I	No						
062497BBL070197BBL/070197BBL	68-6-23-97-U1	6/23/97	Water	Tier I	No						
070397BBL	68-6-27-97-D1	6/27/97	Water	Tier I	No						
070397BBL	68-6-27-97-U1	6/27/97	Water	Tier I	No						
062497BBL070197BBL/070397BBL	68-6-30-97-D1	6/30/97	Water	Tier I	No						
070397BBL	68-6-30-97-U1	6/30/97	Water	Tier I	No						
062497BBL070197BBL/070397BBL	68-7-1-97-D1	7/1/97	Water	Tier I	No						
070397BBL	68-7-1-97-U1	7/1/97	Water	Tier I	No						
062497BBL070197BBL/070397BBL	68-7-2-97-D1	7/2/97	Water	Tier I	No						
070397BBL	68-7-2-97-U1	7/2/97	Water	Tier I	No						
062497BBL070197BBL/070397BBL	68-7-3-97-D1	7/3/97	Water	Tier I	No						
070397BBL	68-7-3-97-U1	7/3/97	Water	Tier I	No						
070397BBL	68-7-4-97-D1	7/4/97	Water	Tier I	No						
070397BBL	68-7-4-97-U1	7/4/97	Water	Tier I	No						
070397BBL	68-7-8-97-D1	7/8/97	Water	Tier I	No						
070397BBL	68-7-8-97-U1	7/8/97	Water	Tier I	No						
070397BBL	68-DUP-1	7/8/97	Water	Tier I	No						Duplicate of 68-7-8-97-D1
070397BBL	68-7-9-97-D1	7/9/97	Water	Tier I	No						
070397BBL	68-7-9-97-U1	7/9/97	Water	Tier I	No						
070397BBL	68-7-10-97-D1	7/10/97	Water	Tier I	No						
070397BBL	68-7-10-97-U1	7/10/97	Water	Tier I	No						
071597BBL	68-7-11-97-D1	7/11/97	Water	Tier I	No						
071597BBL	68-7-11-97-U1	7/11/97	Water	Tier I	No						
071597BBL	68-7-14-97-D1	7/14/97	Water	Tier I	No						
071597BBL	68-7-14-97-U1	7/14/97	Water	Tier I	No						
071897BBL	68-7-15-97-D1	7/15/97	Water	Tier I	No						
071897BBL	68-7-15-97-U1	7/15/97	Water	Tier I	No						
071897BBL	3-6C-51A (0-6")	7/16/97	Soil	Tier II	No						
071897BBL	3-6C-51A (6-12")	7/16/97	Soil	Tier II	No						
071897BBL	68-7-16-97-D1	7/16/97	Water	Tier I	No						
071897BBL	68-7-16-97-U1	7/16/97	Water	Tier I	No						
071897BBL	68-7-17-97-D1	7/17/97	Water	Tier I	No						

TABLE I  
GENERAL ELECTRIC COMPANY - PITTSFIELD, MASSACHUSETTS

REMEDIAL INVESTIGATION - BUILDING 68 AREA

ANALYTICAL DATA VALIDATION SUMMARY  
(Results are presented in parts per billion, ppb)

SPEC#	Sample ID#	Date Collected	Matrix	Validation Level	Qualification	Compound	QA/QC Parameter	Value	Control Limits	Qualified Result	Notes
PCBs continued											
071897BBL072297BBL	68-7-17-97-U1	7/17/97	Water	Tier I	No						
071897BBL072297BBL	68-7-18-97-D1	7/18/97	Water	Tier I	No						
071897BBL072297BBL	68-7-18-97-U1	7/18/97	Water	Tier I	No						
071897BBL072297BBL	68-7-21-97-D1	7/21/97	Water	Tier I	No						
071897BBL072297BBL	68-7-21-97-U1	7/21/97	Water	Tier I	No						
072597GEP	68-7-22-97-D1	7/22/97	Water	Tier II	No						
072597GEP	68-7-22-97-U1	7/22/97	Water	Tier II	No						
072597GEP	68-7-23-97-D1	7/23/97	Water	Tier II	No						
072597GEP	68-7-23-97-U1	7/23/97	Water	Tier II	No						
072597GEP	68-DL7P-2	7/23/97	Water	Tier II	No						Duplicate of 68-7-23-97-D1
072597GEP	68-RB-1	7/23/97	Water	Tier II	No						
072597GEP	68-RB-2	7/23/97	Water	Tier II	No						
072597GEP	68-7-24-97-D1	7/24/97	Water	Tier II	No						
072597GEP	68-7-24-97-U1	7/24/97	Water	Tier II	No						
072597GEP	68-7-25-97-D1	7/25/97	Water	Tier I	No						
080597BBL080897BBL	68-7-25-97-U1	7/25/97	Water	Tier I	No						
072997BBL080197BBL	68-7-28-97-D1	7/28/97	Water	Tier I	No						
080597BBL080897BBL	68-7-28-97-U1	7/28/97	Water	Tier I	No						
080597BBL080897BBL	68-7-28-97-U1	7/28/97	Water	Tier I	No						
080597BBL080897BBL	68-7-29-97-D1	7/29/97	Water	Tier I	No						
080597BBL080897BBL	68-7-29-97-U1	7/29/97	Water	Tier I	No						
072997BBL080197BBL	68-7-30-97-D1	7/30/97	Water	Tier I	No						
080597BBL080897BBL	68-7-30-97-U1	7/30/97	Water	Tier I	No						
080597BBL080897BBL	68-7-30-97-U1	7/30/97	Water	Tier I	No						
072997BBL080197BBL	68-7-31-97-D1	7/31/97	Water	Tier I	No						
080597BBL080897BBL	68-7-31-97-U1	7/31/97	Water	Tier I	No						
HRCP019	HRCP019	7/31/97	Biota	Tier I	No						
HRCP020	HRCP020	7/31/97	Biota	Tier I	No						
072997BBL080197BBL	68-8-1-97-D1	8/1/97	Water	Tier I	No						
072997BBL080197BBL	68-8-1-97-U1	8/1/97	Water	Tier I	No						
080597BBL080897BBL	68-8-4-97-D1	8/4/97	Water	Tier I	No						
080597BBL080897BBL	68-8-4-97-U1	8/4/97	Water	Tier I	No						
072997BBL080197BBL	68-8-4-97-U1	8/4/97	Water	Tier I	No						
080597BBL080897BBL	68-8-5-97-D1	8/5/97	Water	Tier I	No						
080597BBL080897BBL	68-8-5-97-U1	8/5/97	Water	Tier I	No						
072997BBL080197BBL	68-8-5-97-U1	8/5/97	Water	Tier I	No						
080597BBL080897BBL	68-8-6-97-D1	8/6/97	Water	Tier I	No						
080597BBL080897BBL	68-8-6-97-U1	8/6/97	Water	Tier I	No						
072997BBL080197BBL	68-8-6-97-U1	8/6/97	Water	Tier I	No						
080597BBL080897BBL	68-DUP-3	8/6/97	Water	Tier I	No						Duplicate of 68-8-6-97-U1
072997BBL080197BBL	68-RB-3	8/6/97	Water	Tier I	No						
080597BBL080897BBL	68-8-7-97-D1	8/7/97	Water	Tier I	No						

TABLE 1  
GENERAL ELECTRIC COMPANY - PITTSFIELD, MASSACHUSETTS  
REMEDIAL INVESTIGATION - BUILDING 68 AREA

ANALYTICAL DATA VALIDATION SUMMARY  
(Results are presented in parts per billion, ppb)

SUX#	Sample IDs	Date Collected	Matrix	Validation Level	Qualification	Compound	QA/QC Parameter	Value	Control Limits	Qualified Result	Notes
PC Ba continued											
080597BBL/080197BBL/080597BBL/080897BBL	68-8-7-97-U1	8/7/97	Water	Tier I	No						
081297GEP	68-8-8-97-D1	8/8/97	Water	Tier II	No						
081297GEP	68-8-8-97-U1	8/8/97	Water	Tier II	No						
081297GEP	68-8-11-97-D1	8/11/97	Water	Tier II	No						
081297GEP	68-8-11-97-U1	8/11/97	Water	Tier II	No						
081597GEP/081997GEP	68-8-12-97-D1	8/12/97	Water	Tier I	No						
081597GEP/081997GEP	68-8-12-97-U1	8/12/97	Water	Tier I	No						
081597GEP/081997GEP	68-8-13-97-D1	8/13/97	Water	Tier I	No						
081597GEP/081997GEP	68-8-13-97-U1	8/13/97	Water	Tier I	No						
081597GEP/081997GEP	68-8-14-97-D1	8/14/97	Water	Tier I	No						
081597GEP/081997GEP	68-8-14-97-U1	8/14/97	Water	Tier I	No						
081597GEP/081997GEP	68-8-15-97-D1	8/15/97	Water	Tier I	No						
081597GEP/081997GEP	68-8-15-97-U1	8/15/97	Water	Tier I	No						
20144005	HRCF-21	8/15/97	Biota	Tier I	No						
20144005	HRCF-22	8/15/97	Biota	Tier I	No						
20144005	HRCF-23	8/15/97	Biota	Tier I	No						
20144005	HRCF-24	8/15/97	Biota	Tier I	No						
081597GEP/081997GEP	68-8-18-97-D1	8/18/97	Water	Tier I	No						
081597GEP/081997GEP	68-8-18-97-U1	8/18/97	Water	Tier I	No						
081897GEP/081997GEP	68-POST-RIV-1 (0-6')	8/18/97	Soil	Tier I	No						
081897GEP/081997GEP	68-POST-RIV-2 (0-6')	8/18/97	Soil	Tier I	No						
081897GEP/081997GEP	68-POST-RIV-3 (0-6')	8/18/97	Soil	Tier I	No						
081897GEP/081997GEP	68-POST-RIV-4 (0-6')	8/18/97	Soil	Tier I	No						
082297GEP	68-POST-RIV-5 (0-6')	8/18/97	Soil	Tier I	No						
082297GEP	68-8-19-97-D1	8/19/97	Water	Tier I	No						
082297GEP	68-8-19-97-U1	8/19/97	Water	Tier I	No						
082297GEP	68-8-20-97-D1	8/20/97	Water	Tier I	No						
082297GEP	68-8-20-97-U1	8/20/97	Water	Tier I	No						
082297GEP	68-8-21-97-D1	8/21/97	Water	Tier I	No						
082297GEP	68-8-21-97-U1	8/21/97	Water	Tier I	No						
082297GEP	68-DTP-4	8/21/97	Water	Tier I	No						
082297GEP	68-RB-4	8/21/97	Water	Tier I	No						
082697GEP	68-8-22-97-D1	8/22/97	Water	Tier I	No						
082697GEP	68-8-22-97-U1	8/22/97	Water	Tier I	No						
082697GEP	68-8-23-97-D1	8/23/97	Water	Tier I	No						
082697GEP	68-8-23-97-U1	8/23/97	Water	Tier I	No						
082597GEP	68-8-25-97-U1	8/25/97	Water	Tier I	No						
082597GEP	68-POST-RIV-5 (0-6')-R1	8/25/97	Soil	Tier I	No						
082597GEP	68-8-8-1	8/25/97	Water	Tier I	No						
082597GEP/080297GEP/090597GEP	68-8-26-97-D1	8/26/97	Water	Tier I	No						Duplicate of 68-8-21-97-D1
082597GEP/080297GEP/090597GEP	68-8-26-97-U1	8/26/97	Water	Tier I	No						
082597GEP/080297GEP/090597GEP	68-8-27-97-D1	8/27/97	Water	Tier I	No						
082597GEP/080297GEP/090597GEP	68-8-27-97-U1	8/27/97	Water	Tier I	No						
082597GEP/080297GEP/090597GEP	68-BLD-SW-1 (0-6')	8/27/97	Soil	Tier II	No						
082597GEP/080297GEP/090597GEP	68-BLD-SW-2 (0-6')	8/27/97	Soil	Tier II	No						
082597GEP/080297GEP/090597GEP	68-BLD-SW-3 (0-6')	8/27/97	Soil	Tier II	No						
082597GEP/080297GEP/090597GEP	68-BLD-SW-4 (0-6')	8/27/97	Soil	Tier II	No						
082597GEP/080297GEP/090597GEP	68-BLD-SW-5 (0-6')	8/27/97	Soil	Tier II	No						
082597GEP/080297GEP/090597GEP	68-POST-RIV-1A	8/27/97	Soil	Tier II	No						
082597GEP/080297GEP/090597GEP	68-POST-RIV-2A	8/27/97	Soil	Tier II	No						
082597GEP/080297GEP/090597GEP	68-8-28-97-D1	8/28/97	Water	Tier I	No						
082597GEP/080297GEP/090597GEP	68-8-28-97-U1	8/28/97	Water	Tier I	No						



TABLE 1  
GENERAL ELECTRIC COMPANY - PITTSFIELD, MASSACHUSETTS  
REMEDIAL INVESTIGATION - BUILDING 68 AREA  
ANALYTICAL DATA VALIDATION SUMMARY  
(Results are presented in parts per billion, ppb)

SDG#	Sample ID#	Date Collected	Matrix	Validation Level	Qualification	Compound	QA/QC Parameter	Value	Control Limits	Qualified Result	Notes
PCBs continued											
20143005	HRCF-025	8/28/97	Biota	Tier II	No						
20143005	HRCF-026	8/28/97	Biota	Tier II	No						
20143005	HRCF-027	8/28/97	Biota	Tier II	No						
20143005	HRCF-028	8/28/97	Biota	Tier II	No						
082997GEP/090297GEP/	68-8-29-97-D1	8/29/97	Water	Tier I	No						
090597GEP	68-8-29-97-U1	8/29/97	Water	Tier I	No						
090597GEP	68-09-02-97-D1	9/2/97	Water	Tier I	No						
082997GEP/090297GEP/	68-09-02-97-U1	9/2/97	Water	Tier I	No						
090597GEP	68-09-03-97-D1	9/3/97	Water	Tier I	No						
090597GEP	68-09-03-97-U1	9/3/97	Water	Tier I	No						
082997GEP/090297GEP/	68-09-04-97-D1	9/4/97	Water	Tier I	No						
090597GEP	68-09-04-97-U1	9/4/97	Water	Tier I	No						
082997GEP/090297GEP/	68-09-05-97-D1	9/5/97	Water	Tier I	No						
090597GEP	68-09-05-97-U1	9/5/97	Water	Tier I	No						
090997GEP/091297GEP	68-DUP-5	9/5/97	Water	Tier I	No						Duplicate of 68-09-05-97-D1
090997GEP/091297GEP	68-RB-5	9/5/97	Water	Tier I	No						
090997GEP/091297GEP	68-09-08-97-D1	9/8/97	Water	Tier I	No						
090997GEP/091297GEP	68-09-08-97-U1	9/8/97	Water	Tier I	No						
090997GEP/091297GEP	68-09-09-97-D1	9/9/97	Water	Tier I	No						
090997GEP/091297GEP	68-09-09-97-U1	9/9/97	Water	Tier I	No						
090997GEP/091297GEP	68-09-10-97-D1	9/10/97	Water	Tier I	No						
090997GEP/091297GEP	68-09-10-97-U1	9/10/97	Water	Tier I	No						
090997GEP/091297GEP	68-09-11-97-D1	9/11/97	Water	Tier I	No						
090997GEP/091297GEP	68-09-11-97-U1	9/11/97	Water	Tier I	No						
091697GEP/091897GEP/	68-9-12-97-D1	9/12/97	Water	Tier I	No						
092397GEP/092497GEP/	68-9-12-97-U1	9/12/97	Water	Tier I	No						
092397GEP/092497GEP	HRCF-029	9/12/97	Biota	Tier I	No						
20143005	HRCF-030	9/12/97	Biota	Tier I	No						
20143005	HRCF-031	9/12/97	Biota	Tier I	No						
20143005	HRCF-032	9/12/97	Biota	Tier I	No						
20143005	HRCF-033	9/12/97	Biota	Tier I	No						
20143005	HRCF-034	9/12/97	Biota	Tier I	No						
20143005	HRCF-035	9/12/97	Biota	Tier I	No						
20143005	HRCF-036	9/12/97	Biota	Tier I	No						
091697GEP/091897GEP/	68-9-15-97-D1	9/15/97	Water	Tier I	No						
092397GEP/092497GEP/	68-9-15-97-U1	9/15/97	Water	Tier I	No						
092397GEP/092497GEP	68-9-16-97-D1	9/16/97	Water	Tier I	No						
092397GEP/092497GEP	68-9-16-97-U1	9/16/97	Water	Tier I	No						

TABLE 1  
GENERAL ELECTRIC COMPANY - PITTSFIELD, MASSACHUSETTS

REMEDIAL INVESTIGATION - BUILDING 68 AREA

ANALYTICAL DATA VALIDATION SUMMARY  
(Results are presented in parts per billion, ppb)

SIDC#	Sample IDs	Date Collected	Matrix	Validation Level	Qualification	Compound	QA/QC Parameter	Value	Control Limits	Qualified Result	Notes
PCBs continued											
091697GEP/091897GEP/092397GEP/092497GEP	68-9-17-97-D1	9/17/97	Water	Tier I	No						
091697GEP/091897GEP/092397GEP/092497GEP	68-9-17-97-U1	9/17/97	Water	Tier I	No						
091697GEP/091897GEP/092397GEP/092497GEP	68-09-18-97-D1	9/18/97	Water	Tier I	No						
091697GEP/091897GEP/092397GEP/092497GEP	68-09-18-97-U1	9/18/97	Water	Tier I	No						
091697GEP/091897GEP/092397GEP/092497GEP	68-Decontaining-1	9/18/97	Water	Tier I	No						
091697GEP/091897GEP/092397GEP/092497GEP	68-09-19-97-D1	9/19/97	Water	Tier I	No						
091697GEP/091897GEP/092397GEP/092497GEP	68-09-19-97-U1	9/19/97	Water	Tier I	No						
091997GEP	68-POST-RIV-6 (0-6')	9/19/97	Soil	Tier II	Yes	Aroclor 1260	Method Blank	0.169		2.78	Remove "B" qualifier
091997GEP	68-POST-RIV-7 (0-6')	9/19/97	Soil	Tier II	Yes	Aroclor 1260	Method Blank	0.169		3.42	Remove "B" qualifier
091997GEP	68-POST-RIV-8 (0-6')	9/19/97	Soil	Tier II	Yes	Aroclor 1260	Method Blank	0.169		0.258 U	Remove "B" qualifier
091997GEP	68-POST-RIV-9 (0-6')	9/19/97	Soil	Tier II	Yes	Aroclor 1260	Method Blank	0.169		1.11	Remove "B" qualifier
091997GEP	68-RB-2	9/19/97	Water	Tier II	No						
091697GEP/091897GEP/092397GEP/092497GEP	68-09-22-97-D1	9/22/97	Water	Tier I	No						
091697GEP/091897GEP/092397GEP/092497GEP	68-09-22-97-U1	9/22/97	Water	Tier I	No						
091697GEP/091897GEP/092397GEP/092497GEP	68-DUP-6	9/22/97	Water	Tier I	No						Duplicate of 68-09-22-97-D1
092297GEP/092397GEP/092497GEP	68-POST-RIV-10 (0-6')	9/22/97	Soil	Tier I	No						
092297GEP/092397GEP/092497GEP	68-POST-RIV-11 (0-6')	9/22/97	Soil	Tier I	No						
092297GEP/092397GEP/092497GEP	68-POST-RIV-12 (0-6')	9/22/97	Soil	Tier I	No						
092297GEP/092397GEP/092497GEP	68-POST-RIV-6A (0-6')	9/22/97	Soil	Tier I	No						
092297GEP/092397GEP/092497GEP	68-POST-RIV-6B (0-6')	9/22/97	Soil	Tier I	No						
092297GEP/092397GEP/092497GEP	68-POST-RIV-7A (0-6')	9/22/97	Soil	Tier I	No						
092297GEP/092397GEP/092497GEP	68-POST-RIV-9A (0-6')	9/22/97	Soil	Tier I	No						
092297GEP/092397GEP/092497GEP	68-POST-RIV-9B (0-6')	9/22/97	Soil	Tier I	No						
092297GEP/092397GEP/092497GEP	68-RB-1	9/22/97	Water	Tier I	No						
092297GEP/092397GEP/092497GEP	68-RB-4	9/22/97	Water	Tier I	No						
092297GEP/092397GEP/092497GEP	68-RB-5	9/22/97	Water	Tier I	No						
092297GEP/092397GEP/092497GEP	68-RB-6	9/22/97	Water	Tier I	No						
092297GEP/092397GEP/092497GEP	68-09-23-97-D1	9/23/97	Water	Tier I	No						
092297GEP/092397GEP/092497GEP	68-09-23-97-U1	9/23/97	Water	Tier I	No						
092297GEP/092397GEP/092497GEP	68-9-24-97-D1	9/24/97	Water	Tier II	No						

TABLE 1  
 GENERAL ELECTRIC COMPANY - PITTSFIELD, MASSACHUSETTS  
 REMEDIAL INVESTIGATION - BUILDING 68 AREA  
 ANALYTICAL DATA VALIDATION SUMMARY  
 (Results are presented in parts per billion, ppb)

SDG#	Sample ID#	Date Collected	Matrix	Validation Level	Qualification	Compound	QA/QC Parameter	Value	Control Limits	Qualified Result	Notes
PCBs continued											
092697GEP/093097GEP/ 100197GEP/100697GEP/ 100797GEP/100997GEP/ 101097GEP/101197GEP	68-9-24-97-U1	9/24/97	Water	Tier II	No						
092697GEP/093097GEP/ 100197GEP/100697GEP/ 100797GEP/100997GEP/ 101097GEP/101197GEP	68-9-25-97-D1	9/25/97	Water	Tier II	No						
092697GEP/093097GEP/ 100197GEP/100697GEP/ 100797GEP/100997GEP/ 101097GEP/101197GEP	68-9-25-97-U1	9/25/97	Water	Tier II	No						
092697GEP/093097GEP/ 100197GEP/100697GEP/ 100797GEP/100997GEP/ 101097GEP/101197GEP	68-POST-RIV-9C (0-6')	9/25/97	Soil	Tier I	No						
092697GEP/093097GEP/ 100197GEP/100697GEP/ 100797GEP/100997GEP/ 101097GEP/101197GEP	68-RB-6	9/25/97	Water	Tier I	No						
092697GEP/093097GEP/ 100197GEP/100697GEP/ 100797GEP/100997GEP/ 101097GEP/101197GEP	68-9-26-97-D1	9/26/97	Water	Tier II	No						
092697GEP/093097GEP/ 100197GEP/100697GEP/ 100797GEP/100997GEP/ 101097GEP/101197GEP	68-9-26-97-U1	9/26/97	Water	Tier II	No						
092697GEP/093097GEP/ 100197GEP/100697GEP/ 100797GEP/100997GEP/ 101097GEP/101197GEP	68-POST-RIV-10A (0-6')	9/26/97	Soil	Tier I	No						
092697GEP/093097GEP/ 100197GEP/100697GEP/ 100797GEP/100997GEP/ 101097GEP/101197GEP	68-POST-RIV-11A (0-6')	9/26/97	Soil	Tier I	No						
092697GEP/093097GEP/ 100197GEP/100697GEP/ 100797GEP/100997GEP/ 101097GEP/101197GEP	68-POST-RIV-12A (0-6')	9/26/97	Soil	Tier I	No						
092697GEP/093097GEP/ 100197GEP/100697GEP/ 100797GEP/100997GEP/ 101097GEP/101197GEP	68-RB-7	9/26/97	Water	Tier I	No						
092697GEP/093097GEP/ 100197GEP/100697GEP/ 100797GEP/100997GEP/ 101097GEP/101197GEP	68-9-29-97-D1	9/29/97	Water	Tier II	No						
092697GEP/093097GEP/ 100197GEP/100697GEP/ 100797GEP/100997GEP/ 101097GEP/101197GEP	68-9-29-97-U1	9/29/97	Water	Tier II	No						
092697GEP/093097GEP/ 100197GEP/100697GEP/ 100797GEP/100997GEP/ 101097GEP/101197GEP	68-POST-RIV-13 (0-6')	9/29/97	Soil	Tier II	Yes	Method Blank	0.355	1260		Remove 'B' qualifier	
092697GEP/093097GEP/ 100197GEP/100697GEP/ 100797GEP/100997GEP/ 101097GEP/101197GEP	68-POST-RIV-14 (0-6')	9/29/97	Soil	Tier II	Yes	Method Blank	0.355	5560		Remove 'B' qualifier	
092697GEP/093097GEP/ 100197GEP/100697GEP/ 100797GEP/100997GEP/ 101097GEP/101197GEP	68-POST-RIV-15 (0-6')	9/29/97	Soil	Tier II	Yes	Method Blank	0.355	24600		Remove 'B' qualifier	
092697GEP/093097GEP/ 100197GEP/100697GEP/ 100797GEP/100997GEP/ 101097GEP/101197GEP	68-POST-RIV-16 (0-6')	9/29/97	Soil	Tier II	Yes	Method Blank	0.355	3160		Remove 'B' qualifier	
092697GEP/093097GEP/ 100197GEP/100697GEP/ 100797GEP/100997GEP/ 101097GEP/101197GEP	68-9-30-97-D1	9/30/97	Water	Tier II	No						
092697GEP/093097GEP/ 100197GEP/100697GEP/ 100797GEP/100997GEP/ 101097GEP/101197GEP	68-9-30-97-U1	9/30/97	Water	Tier II	No						
092697GEP/093097GEP/ 100197GEP/100697GEP/ 100797GEP/100997GEP/ 101097GEP/101197GEP	68-POST-RIV-17 (0-6')	9/30/97	Soil	Tier I	No						
092697GEP/093097GEP/ 100197GEP/100697GEP/ 100797GEP/100997GEP/ 101097GEP/101197GEP	68-POST-RIV-18 (0-6')	9/30/97	Soil	Tier I	No						
092697GEP/093097GEP/ 100197GEP/100697GEP/ 100797GEP/100997GEP/ 101097GEP/101197GEP	68-POST-RIV-19 (0-6')	9/30/97	Soil	Tier I	No						
092697GEP/093097GEP/ 100197GEP/100697GEP/ 100797GEP/100997GEP/ 101097GEP/101197GEP	68-POST-RIV-20 (0-6')	9/30/97	Soil	Tier I	No						
092697GEP/093097GEP/ 100197GEP/100697GEP/ 100797GEP/100997GEP/ 101097GEP/101197GEP	68-POST-RIV-21 (0-6')	9/30/97	Soil	Tier I	No						
092697GEP/093097GEP/ 100197GEP/100697GEP/ 100797GEP/100997GEP/ 101097GEP/101197GEP	68-POST-RIV-22 (0-6')	9/30/97	Soil	Tier I	No						
092697GEP/093097GEP/ 100197GEP/100697GEP/ 100797GEP/100997GEP/ 101097GEP/101197GEP	68-POST-RIV-23 (0-6')	9/30/97	Soil	Tier I	No						
092697GEP/093097GEP/ 100197GEP/100697GEP/ 100797GEP/100997GEP/ 101097GEP/101197GEP	68-POST-RIV-24 (0-6')	9/30/97	Soil	Tier I	No						
092697GEP/093097GEP/ 100197GEP/100697GEP/ 100797GEP/100997GEP/ 101097GEP/101197GEP	68-10-01-97-D1	10/1/97	Water	Tier II	No						

(See notes on page 13)

TABLE 1  
GENERAL ELECTRIC COMPANY - PITTSFIELD, MASSACHUSETTS  
REMEDIAL INVESTIGATION - BUILDING 68 AREA

ANALYTICAL DATA VALIDATION SUMMARY  
(Results are presented in parts per billion, ppb)

SDG#	Sample ID#	Date Collected	Matrix	Validation Level	Qualification	Compound	QA/QC Parameter	Value	Control Limits	Qualified Result	Notes
PLCs continued											
092697GEP/093097GEP/	68-10-01-97-U1	10/1/97	Water	Tier II	No						
100197GEP/100697GEP/											
100797GEP/100897GEP/											
101097GEP/101197GEP											
093097GEP/100297GEP	68-POST-RIV-10B (0-6')	10/1/97	Soil	Tier II	No						
093097GEP/100297GEP	68-POST-RIV-11B (0-6')	10/1/97	Soil	Tier II	No						
093097GEP/100297GEP	68-POST-RIV-12B (0-6')	10/1/97	Soil	Tier II	No						
093097GEP/100297GEP	68-POST-RIV-23 (0-6')	10/1/97	Soil	Tier II	No						
093097GEP/100297GEP	68-POST-RIV-25 (12-24')	10/1/97	Soil	Tier II	No						
093097GEP/100297GEP	68-POST-RIV-25 (24-36')	10/1/97	Soil	Tier II	No						
093097GEP/100297GEP	68-POST-RIV-23 (36-48')	10/1/97	Soil	Tier II	No						
093097GEP/100297GEP	68-POST-RIV-23 (48-60')	10/1/97	Soil	Tier II	No						
093097GEP/100297GEP	68-POST-RIV-23 (6-12')	10/1/97	Soil	Tier II	No						
093097GEP/100297GEP	68-RB-8	10/1/97	Water	Tier II	No						
092697GEP/093097GEP/	68-10-02-97-D1	10/2/97	Water	Tier II	No						
100197GEP/100697GEP/											
100797GEP/100897GEP/											
101097GEP/101197GEP											
092697GEP/093097GEP/	68-10-03-97-U1	10/2/97	Water	Tier II	No						
100197GEP/100697GEP/											
100797GEP/100897GEP/											
101097GEP/101197GEP											
092697GEP/093097GEP/	68-10-03-97-U1	10/2/97	Water	Tier II	No						
100197GEP/100697GEP/											
100797GEP/100897GEP/											
101097GEP/101197GEP											
092697GEP/093097GEP/	68-POST-RIV-18A (0-6')	10/3/97	Soil	Tier II	No						
100197GEP/100697GEP/											
100797GEP/100897GEP/											
101097GEP/101197GEP											
092697GEP/093097GEP/	68-POST-RIV-19A (0-6')	10/3/97	Soil	Tier II	No						
100197GEP/100697GEP/											
100797GEP/100897GEP/											
101097GEP/101197GEP											
092697GEP/093097GEP/	68-POST-RIV-20A (0-6')	10/3/97	Soil	Tier II	No						
100197GEP/100697GEP/											
100797GEP/100897GEP/											
101097GEP/101197GEP											
092697GEP/093097GEP/	68-POST-RIV-22A (0-6')	10/3/97	Soil	Tier II	No						
100197GEP/100697GEP/											
100797GEP/100897GEP/											
101097GEP/101197GEP											
092697GEP/093097GEP/	68-POST-RIV-23A (0-6')	10/3/97	Soil	Tier II	No						
100197GEP/100697GEP/											
100797GEP/100897GEP/											
101097GEP/101197GEP											
092697GEP/093097GEP/	68-POST-RIV-24A (0-6')	10/3/97	Soil	Tier II	No						
100197GEP/100697GEP/											
100797GEP/100897GEP/											
101097GEP/101197GEP											
092697GEP/093097GEP/	68-POST-RIV-RB-9	10/3/97	Water	Tier II	No						
100197GEP/100697GEP/											
100797GEP/100897GEP/											
101097GEP/101197GEP											
092697GEP/093097GEP/	68-10-06-97-D1	10/6/97	Water	Tier II	No						
100197GEP/100697GEP/											
100797GEP/100897GEP/											
101097GEP/101197GEP											
092697GEP/093097GEP/	68-10-06-97-U1	10/6/97	Water	Tier II	No						
100197GEP/100697GEP/											
100797GEP/100897GEP/											
101097GEP/101197GEP											
092697GEP/093097GEP/	68-POST-RIV-D3	10/6/97	Soil	Tier II	No						
100197GEP/100697GEP/											
100797GEP/100897GEP/											
101097GEP/101197GEP											
092697GEP/093097GEP/	68-POST-RIV-13A (0-6')	10/6/97	Soil	Tier II	No						Duplicate of 68-POST-RIV-13A (0-6')
100197GEP/100697GEP/											
100797GEP/100897GEP/											
101097GEP/101197GEP											
092697GEP/093097GEP/	68-POST-RIV-14A (0-6')	10/6/97	Soil	Tier II	No						
100197GEP/100697GEP/											
100797GEP/100897GEP/											
101097GEP/101197GEP											

TABLE 1  
GENERAL ELECTRIC COMPANY - PITTSFIELD, MASSACHUSETTS  
REMEDIAL INVESTIGATION - BUILDING 68 AREA

ANALYTICAL DATA VALIDATION SUMMARY  
(Results are presented in parts per billion, ppb)

SDC#	Sample IDs	Date Collected	Matrix	Validation Level	Qualification	Compound	QA/QC Parameter	Value	Control Limits	Qualified Result	Notes
PCBs continued											
100497GEP/100797GEP/100897GEP	68-POST-RIV-15A (0-6')	10/6/97	Soil	Tier II	No						
100497GEP/100797GEP/100897GEP	68-POST-RIV-16A (0-6')	10/6/97	Soil	Tier II	No						
100497GEP/100797GEP/100897GEP	68-POST-RIV-19A (0-6')	10/6/97	Soil	Tier II	No						
100497GEP/100797GEP/100897GEP	68-POST-RIV-21A (0-6')	10/6/97	Soil	Tier II	No						
100497GEP/100797GEP/100897GEP	68-POST-RIV-RR-10	10/6/97	Water	Tier II	No						
092697GEP/090997GEP/100197GEP/100697GEP/100797GEP/100997GEP/101097GEP/101197GEP	68-10-07-97-D1	10/7/97	Water	Tier II	No						
100497GEP/100797GEP/100897GEP	68-10-07-97-U1	10/7/97	Water	Tier II	No						
100497GEP/100797GEP/100897GEP	68-POST-RIV-19B (0-6')	10/7/97	Soil	Tier II	No						
100497GEP/100797GEP/100897GEP	68-POST-RIV-20B (0-6')	10/7/97	Soil	Tier II	No						
100497GEP/100797GEP/100897GEP	68-POST-RIV-22B (0-6')	10/7/97	Soil	Tier II	No						
100497GEP/100797GEP/100897GEP	68-POST-RIV-23B (0-6')	10/7/97	Soil	Tier II	No						
100497GEP/100797GEP/100897GEP	68-POST-RIV-24B (0-6')	10/7/97	Soil	Tier II	No						
100497GEP/100797GEP/100897GEP	68-POST-RIV-26 (0-6')	10/7/97	Soil	Tier II	No						
100497GEP/100797GEP/100897GEP	68-POST-RIV-27 (0-6')	10/7/97	Soil	Tier II	No						
100497GEP/100797GEP/100897GEP	68-POST-RIV-28 (0-6')	10/7/97	Soil	Tier II	No						
100497GEP/100797GEP/100897GEP	68-RB-11	10/7/97	Water	Tier II	No						
092697GEP/090997GEP/100197GEP/100697GEP/100797GEP/100997GEP/101097GEP/101197GEP	68-10-08-97-D1	10/8/97	Water	Tier II	No						
092697GEP/090997GEP/100197GEP/100697GEP/100797GEP/100997GEP/101097GEP/101197GEP	68-10-08-97-U1	10/8/97	Water	Tier II	No						
100497GEP/100797GEP/100897GEP	68-POST-RIV-D4	10/8/97	Soil	Tier II	No						Duplicate of 68-POST-RIV-18B (0-6')
100497GEP/100797GEP/100897GEP	68-POST-RIV-11B (0-6')	10/8/97	Soil	Tier II	No						
100497GEP/100797GEP/100897GEP	68-POST-RIV-14B (0-6')	10/8/97	Soil	Tier II	No						
100497GEP/100797GEP/100897GEP	68-POST-RIV-15B (0-6')	10/8/97	Soil	Tier II	No						
100497GEP/100797GEP/100897GEP	68-POST-RIV-16B (0-6')	10/8/97	Soil	Tier II	No						
100497GEP/100797GEP/100897GEP	68-POST-RIV-17B (0-6')	10/8/97	Soil	Tier II	No						
100497GEP/100797GEP/100897GEP	68-POST-RIV-18B (0-6')	10/8/97	Soil	Tier II	No						

TABLE 1  
GENERAL ELECTRIC COMPANY - PITTSFIELD, MASSACHUSETTS

REMEDIAL INVESTIGATION - BUILDING 68 AREA

ANALYTICAL DATA VALIDATION SUMMARY  
(Results are presented in parts per billion, ppb)

SIXCH	Sample IDs	Date Collected	Matrix	Validation Level	Qualification	Compound	QA/QC Parameter	Value	Control Limit	Qualified Result	Notes
PCBs continued											
100497GEP/100797GEP/	68-POST-RIV-21B (0-6')	10/8/97	Soil	Tier II	No						
100897GEP											
100497GEP/100797GEP/	68-POST-RIV-29 (0-6')	10/8/97	Soil	Tier II	No						
100897GEP											
100497GEP/100797GEP/	68-POST-RIV-30 (0-6')	10/8/97	Soil	Tier II	No						
100897GEP											
100497GEP/100797GEP/	68-POST-RIV-31 (0-6')	10/8/97	Soil	Tier II	No						
100897GEP											
100497GEP/100797GEP/	68-POST-RIV-32 (0-6')	10/8/97	Soil	Tier II	No						
100897GEP											
100497GEP/100797GEP/	68-RB-12	10/8/97	Water	Tier II	No						
100897GEP											
092697GEP/093097GEP/	68-10-09-97-D1	10/9/97	Water	Tier II	No						
100197GEP/100697GEP/											
100797GEP/100897GEP/											
101097GEP/10197GEP											
092697GEP/093097GEP/	68-10-09-97-U1	10/9/97	Water	Tier II	No						
100197GEP/100697GEP/											
100797GEP/100897GEP/											
101097GEP/10197GEP											
092697GEP/093097GEP/	68-10-10-97-D1	10/10/97	Water	Tier II	No						
100197GEP/100697GEP/											
100797GEP/100897GEP/											
101097GEP/10197GEP											
092697GEP/093097GEP/	68-10-10-97-U1	10/10/97	Water	Tier II	Yes	Aroclor 1260	MSMSD RPD	40.6%	<20%	0.126 J	
100197GEP/100697GEP/											
100797GEP/100897GEP/											
101097GEP/10197GEP											
092697GEP/093097GEP/	68-DUP-7	10/10/97	Water	Tier II	No						Duplicate of 68-10-10-97-U1
100197GEP/100697GEP/											
100797GEP/100897GEP/											
101097GEP/10197GEP											
101197GEP	68-POST-RIV-31 (0-6')	10/10/97	Soil	Tier I	No						
101197GEP	68-POST-RIV-34 (0-6')	10/10/97	Soil	Tier I	No						
101197GEP	68-POST-RIV-35 (0-6')	10/10/97	Soil	Tier I	No						
101197GEP	68-POST-RIV-36 (0-6')	10/10/97	Soil	Tier I	No						
101197GEP	68-RB-13	10/10/97	Water	Tier I	No						
101197GEP	68-RB-7	10/10/97	Water	Tier II	No						
092697GEP/093097GEP/											
100197GEP/100697GEP/											
100797GEP/100897GEP/											
101097GEP/10197GEP											
101797GEP/102097GEP/	68-10-14-97-D1	10/14/97	Water	Tier I	No						
102197GEP/102297GEP											
101797GEP/102097GEP/	68-10-14-97-U1	10/14/97	Water	Tier I	No						
102197GEP/102297GEP											
101797GEP/102097GEP/	68-10-15-97-D1	10/15/97	Water	Tier I	No						
102197GEP/102297GEP											
101797GEP/102097GEP/	68-10-15-97-U1	10/15/97	Water	Tier I	No						
102197GEP/102297GEP											
101597GEP/101697GEP	68-POST-RIV-33A (0-6')	10/15/97	Soil	Tier I	No						
101597GEP/101697GEP	68-POST-RIV-35A (0-6')	10/15/97	Soil	Tier I	No						
101597GEP/101697GEP	68-POST-RIV-37 (0-6')	10/15/97	Soil	Tier I	No						
101597GEP/101697GEP	68-POST-RIV-38 (0-6')	10/15/97	Soil	Tier I	No						
101597GEP/101697GEP	68-POST-RIV-39 (0-6')	10/15/97	Soil	Tier I	No						
101597GEP/101697GEP	68-POST-RIV-40 (0-6')	10/15/97	Soil	Tier I	No						
101597GEP/101697GEP	68-POST-RIV-41 (0-6')	10/15/97	Soil	Tier I	No						
101597GEP/101697GEP	68-POST-RIV-42 (0-6')	10/15/97	Soil	Tier I	No						
101597GEP/101697GEP	68-RB-14	10/15/97	Water	Tier I	No						

TABLE 1  
GENERAL ELECTRIC COMPANY - PITTSFIELD, MASSACHUSETTS  
REMEDIAL INVESTIGATION - BUILDING 68 AREA

ANALYTICAL DATA VALIDATION SUMMARY  
(Results are presented in parts per billion, ppb)

SDIC#	Sample IDs	Date Collected	Matrix	Validation Level	Qualification	Compound	QA/QC Parameter	Value	Control Limits	Qualified Result	Notes
PCBs continued											
101797GEP/102097GEP/102197GEP/102297GEP	68-10-16-97-D1	10/16/97	Water	Tier I	No						
101797GEP/102097GEP/102197GEP/102297GEP	68-10-16-97-U1	10/16/97	Water	Tier I	No						
101697GEP	68-POST-RIV-18C (0-6')	10/16/97	Soil	Tier I	No						
101697GEP	68-POST-RIV-19C (0-6')	10/16/97	Soil	Tier I	No						
101697GEP	68-POST-RIV-20 C (0-6')	10/16/97	Soil	Tier I	No						
101697GEP	68-POST-RIV-23C (0-6')	10/16/97	Soil	Tier I	No						
101797GEP/102097GEP/102197GEP/102297GEP	68-10-17-97-D1	10/17/97	Water	Tier I	No						
101797GEP/102097GEP/102197GEP/102297GEP	68-10-17-97-U1	10/17/97	Water	Tier I	No						
101797GEP/102097GEP/102197GEP/102297GEP	68-10-20-97-D1	10/20/97	Water	Tier I	No						
101797GEP/102097GEP/102197GEP/102297GEP	68-10-20-97-U1	10/20/97	Water	Tier I	No						
102097GEP/102197GEP/102097GEP/102197GEP	68-POST-RIV-13C	10/20/97	Soil	Tier I	No						
102097GEP/102197GEP/102097GEP/102197GEP	68-POST-RIV-14C	10/20/97	Soil	Tier I	No						
102097GEP/102197GEP/102097GEP/102197GEP	68-POST-RIV-32A	10/20/97	Soil	Tier I	No						
102097GEP/102197GEP/102097GEP/102197GEP	68-POST-RIV-D5	10/20/97	Soil	Tier I	No						Duplicate of 68-POST-RIV-13C
102097GEP/102197GEP/102097GEP/102197GEP	68-FB-15	10/20/97	Water	Tier I	No						
101797GEP/102097GEP/102197GEP/102297GEP	68-10-21-97-D1	10/21/97	Water	Tier I	No						
101797GEP/102097GEP/102197GEP/102297GEP	68-10-21-97-U1	10/21/97	Water	Tier I	No						
102097GEP/102197GEP/102097GEP/102197GEP	68-POST-RIV-15C (0-6')	10/21/97	Soil	Tier I	No						
102097GEP/102197GEP/102097GEP/102197GEP	68-POST-RIV-16C (0-6')	10/21/97	Soil	Tier I	No						
102097GEP/102197GEP/102097GEP/102197GEP	68-POST-RIV-30A (0-6')	10/21/97	Soil	Tier I	No						
102097GEP/102197GEP/102097GEP/102197GEP	68-POST-RIV-31A (0-6')	10/21/97	Soil	Tier I	No						
102097GEP/102197GEP/102097GEP/102197GEP	68-FB-16	10/21/97	Water	Tier I	No						
102897GEP/102497GEP/101197GEP	68-10-22-97-D1	10/22/97	Water	Tier I	No						
102897GEP/102497GEP/101197GEP	68-10-22-97-U1	10/22/97	Water	Tier I	No						
101797GEP/102097GEP/102197GEP/102297GEP	68-DUP-8	10/22/97	Water	Tier I	No						Duplicate of 68-10-21-97-U1
101797GEP/102097GEP/102197GEP/102297GEP	68-FB-8	10/22/97	Water	Tier I	No						
102397GEP/102497GEP/102897GEP/1029GEP/103197GEP	68-10-23-97-D1	10/23/97	Water	Tier I	No						
102397GEP/102497GEP/102897GEP/1029GEP/103197GEP	68-10-23-97-U1	10/23/97	Water	Tier I	No						
102397GEP/102497GEP/102897GEP/1029GEP/103197GEP	68-10-24-97-D1	10/24/97	Water	Tier I	No						
102397GEP/102497GEP/102897GEP/1029GEP/103197GEP	68-10-24-97-U1	10/24/97	Water	Tier I	No						
102397GEP/102497GEP/102897GEP/1029GEP/103197GEP	68-10-27-97-D1	10/27/97	Water	Tier I	No						
102397GEP/102497GEP/102897GEP/1029GEP/103197GEP	68-10-27-97-U1	10/27/97	Water	Tier I	No						

(See notes on page 31)

TABLE 1  
GENERAL ELECTRIC COMPANY - PITTSFIELD, MASSACHUSETTS  
REMEDIAL INVESTIGATION - BUILDING 60 AREA

ANALYTICAL DATA VALIDATION SUMMARY  
(Results are presented in parts per billion, ppb)

SDGM	Sample IDs	Date Collected	Matrix	Validation Level	Qualification	Compound	OA/QC Parameter	Value	Control Limits	Qualified Result	Notes
PCBs continued											
102397GEP/102497GEP/102897GEP/1029GEP/103197GEP	68-10-28-97-D1	10/28/97	Water	Tier I	No						
102397GEP/102497GEP/102897GEP/1029GEP/103197GEP	68-10-28-97-U1	10/28/97	Water	Tier I	No						
102897GEP	68-POST-RIV-43	10/28/97	Soil	Tier II	No						
102897GEP	68-POST-RIV-44	10/28/97	Soil	Tier II	No						
102897GEP	68-POST-RIV-45	10/28/97	Soil	Tier II	No						
102897GEP	68-POST-RIV-46	10/28/97	Soil	Tier II	No						
102897GEP	68-POST-RIV-D6	10/28/97	Soil	Tier II	No						
102897GEP	68-RB-17	10/28/97	Water	Tier II	No						Duplicate of 68-POST-RIV-43
102397GEP/102497GEP/102897GEP/1029GEP/103197GEP	68-10-29-97-D1	10/29/97	Water	Tier I	No						
102397GEP/102497GEP/102897GEP/1029GEP/103197GEP	68-10-29-97-U1	10/29/97	Water	Tier I	No						
102397GEP/102497GEP/102897GEP/1029GEP/103197GEP	68-10-30-97-D1	10/30/97	Water	Tier I	No						
102397GEP/102497GEP/102897GEP/1029GEP/103197GEP	68-10-30-97-U1	10/30/97	Water	Tier I	No						
111197GEP	68-10-31-97-D1	10/31/97	Water	Tier I	No						
111197GEP	68-10-31-97-U1	10/31/97	Water	Tier I	No						
111197GEP	68-11-03-97-D1	11/3/97	Water	Tier I	No						
111197GEP	68-11-03-97-U1	11/3/97	Water	Tier I	No						
111197GEP	68-DUP-9	11/3/97	Water	Tier I	No						Duplicate of 68-11-03-97-D1
111197GEP	68-RB-9	11/3/97	Water	Tier I	No						
111197GEP	68-11-04-97-D1	11/4/97	Water	Tier I	No						
111197GEP	68-11-04-97-U1	11/4/97	Water	Tier I	No						
111197GEP	68-11-05-97-D1	11/5/97	Water	Tier I	No						
111197GEP	68-11-05-97-U1	11/5/97	Water	Tier I	No						
10297GEP	3-6C-23 (0-0.5)	11/6/97	Soil	Tier I	No						
10297GEP	3-6C-23 (0.5-1)	11/6/97	Soil	Tier I	No						
10297GEP	3-6C-23 (1-2)	11/6/97	Soil	Tier I	No						
10297GEP	3-6C-23 (10-12)	11/6/97	Soil	Tier I	No						
10297GEP	3-6C-23 (12-14)	11/6/97	Soil	Tier I	No						
10297GEP	3-6C-23 (14-16)	11/6/97	Soil	Tier I	No						
10297GEP	3-6C-23 (2-4)	11/6/97	Soil	Tier I	No						
10297GEP	3-6C-23 (4-6)	11/6/97	Soil	Tier I	No						
10297GEP	3-6C-23 (6-8)	11/6/97	Soil	Tier I	No						
10297GEP	3-6C-23 (8-10)	11/6/97	Soil	Tier I	No						
10297GEP	3-6C-24 (0-0.5)	11/6/97	Soil	Tier I	No						
10297GEP	3-6C-24 (0.5-1)	11/6/97	Soil	Tier I	No						
10297GEP	3-6C-24 (1-2)	11/6/97	Soil	Tier I	No						
10297GEP	3-6C-24 (10-12)	11/6/97	Soil	Tier I	No						



TABLE I  
GENERAL ELECTRIC COMPANY - PITTSFIELD, MASSACHUSETTS  
REMEDIAL INVESTIGATION - BUILDING 68 AREA

ANALYTICAL DATA VALIDATION SUMMARY  
(Results are presented in parts per billion, ppb)

SDCF	Sample IDs	Date Collected	Matrix	Validation Level	Qualification	Compound	QA/QC Parameter	Value	Control Limits	Qualified Result	Notes
PCBs continued											
110797GEP	3-6C-24 (12-14)	11/6/97	Soil	Tier I	No						
110797GEP	3-6C-24 (14-16)	11/6/97	Soil	Tier I	No						
110797GEP	3-6C-24 (4-6)	11/6/97	Soil	Tier I	No						
110797GEP	3-6C-24 (6-8)	11/6/97	Soil	Tier I	No						
110797GEP	3-6C-24 (8-10)	11/6/97	Soil	Tier I	No						
110797GEP	3-6C-24(2-4)	11/6/97	Soil	Tier I	No						
110797GEP	3-6C-24 DLP	11/6/97	Soil	Tier I	No						
110497GEP/110797GEP/111197GEP	68-11-06-97-D1	11/6/97	Water	Tier I	No						
110497GEP/110797GEP/111197GEP	68-11-06-97-D1	11/6/97	Water	Tier I	No						
110697GEP	68-POST-RIV-37A (0-6")	11/6/97	Soil	Tier I	No						
110697GEP	68-POST-RIV-38A (0-6")	11/6/97	Soil	Tier I	No						
110697GEP	68-POST-RIV-39A (0-6")	11/6/97	Soil	Tier I	No						
110697GEP	68-POST-RIV-40A (0-6")	11/6/97	Soil	Tier I	No						
110697GEP	68-POST-RIV-41A (0-6")	11/6/97	Soil	Tier I	No						
110697GEP	68-POST-RIV-42A (0-6")	11/6/97	Soil	Tier I	No						
110797GEP/11197GEP	68-POST-RIV-43A (0-6")	11/6/97	Soil	Tier II	No						
110797GEP/11197GEP	68-POST-RIV-44A (0-6")	11/6/97	Soil	Tier II	No						
110797GEP/11197GEP	68-POST-RIV-45A (0-6")	11/6/97	Soil	Tier II	No						
110797GEP/11197GEP	68-POST-RIV-46A (0-6")	11/6/97	Soil	Tier II	No						
110697GEP	68-RB-1K	11/6/97	Water	Tier I	No						
110797GEP/11197GEP	68-RB-19	11/6/97	Water	Tier II	No						
110497GEP/110797GEP/111197GEP	68-11-07-97-D1	11/7/97	Water	Tier I	No						
111197GEP	68-11-07-97-U1	11/7/97	Water	Tier I	No						
110497GEP/10797GEP/111197GEP	68-11-10-97-D1	11/10/97	Water	Tier I	No						
111197GEP	68-11-10-97-U1	11/10/97	Water	Tier I	No						
110497GEP/10797GEP/111197GEP	68-11-10-97-U1	11/10/97	Water	Tier I	No						
110797GEP/11197GEP	68-POST-RIV-38B (0-6")	11/10/97	Soil	Tier II	No						
110797GEP/11197GEP	68-POST-RIV-39B (0-6")	11/10/97	Soil	Tier II	No						
110797GEP/11197GEP	68-RB-20	11/10/97	Water	Tier II	No						
111397GEP/11497GEP/111897GEP/111997GEP	68-11-11-97-D1	11/11/97	Water	Tier I	No						
111397GEP/11497GEP/111897GEP/111997GEP	68-11-11-97-U1	11/11/97	Water	Tier I	No						
111397GEP/11497GEP/111897GEP/111997GEP	68-11-12-97-D1	11/12/97	Water	Tier I	No						
111397GEP/11497GEP/111897GEP/111997GEP	68-11-12-97-U1	11/12/97	Water	Tier I	No						
111397GEP/11497GEP/111897GEP/111997GEP	68-11-13-97-D1	11/13/97	Water	Tier I	No						
111397GEP/11497GEP/111897GEP/111997GEP	68-11-13-97-U1	11/13/97	Water	Tier I	No						
111397GEP/11497GEP/111897GEP/111997GEP	68-11-14-97-D1	11/14/97	Water	Tier I	No						
111397GEP/11497GEP/111897GEP/111997GEP	68-11-14-97-U1	11/14/97	Water	Tier I	No						
111397GEP/11497GEP/111897GEP/111997GEP	68-11-17-97-D1	11/17/97	Water	Tier I	No						
111397GEP/11497GEP/111897GEP/111997GEP	68-11-17-97-U1	11/17/97	Water	Tier I	No						
111397GEP/11497GEP/111897GEP/111997GEP	68-DU-10	11/17/97	Water	Tier I	No						
111397GEP/11497GEP/111897GEP/111997GEP	68-RB-10	11/17/97	Water	Tier I	No						Duplicate of 68-11-17-97-D1

TABLE 1  
GENERAL ELECTRIC COMPANY - PITTSFIELD, MASSACHUSETTS  
REMEDIAL INVESTIGATION - BUILDING 68 AREA

ANALYTICAL DATA VALIDATION SUMMARY  
(Results are presented in parts per billion, ppb)

SDC#	Sample ID#	Date Collected	Matrix	Validation Level	Qualification	Compound	QA/QC Parameter	Value	Central Limits	Qualified Result	Notes
PCBs continued											
111347GCEP/11497GCEP/	68-11-18-97-D1	11/18/97	Water	Tier I	No						
111897GCEP/111997GCEP/	68-11-18-97-U1	11/18/97	Water	Tier I	No						
111347GCEP/11497GCEP/											
111897GCEP/111997GCEP/											
120597GCEP	68-POST-RB-1 (0-6')	12/2/97	Soil	Tier I	No						
120597GCEP	68-EB-1	12/4/97	Water	Tier I	No						
120597GCEP	68-POST-RB-2 (0-6')	12/4/97	Water	Tier I	No						
121097GCEP	68-POST-RB-3 (0-6')	12/9/97	Soil	Tier I	No						
121297GCEP	68-POST-RB-4 (0-6')	12/11/97	Soil	Tier I	No						
121297GCEP	68-POST-RB-5 (0-6')	12/11/97	Soil	Tier I	No						
121297GCEP	68-POST-RB-6 (0-6')	12/12/97	Soil	Tier I	No						
121697GCEP/121897GCEP	68-POST-RB-7	12/15/97	Soil	Tier I	No						
121697GCEP/121897GCEP	68-AR-AVEL-C1	12/15/97	Soil	Tier I	No						
121797GCEP	68-POST-RB-8 (0-6')	12/16/97	Soil	Tier I	No						
121697GCEP/121897GCEP	68-POST-RB-10 (0-6')	12/17/97	Soil	Tier I	No						
121697GCEP/121897GCEP	68-POST-RB-9 (0-6')	12/17/97	Soil	Tier I	No						
123097GCEP	68-POST-RB-11 (0-6')	12/30/97	Soil	Tier II	No						
123097GCEP	68-POST-RB-12 (0-6')	12/30/97	Soil	Tier II	No						
123097GCEP	68-POST-RB-13 (0-6')	12/30/97	Soil	Tier II	No						
61100107	3-6C-EB-13 (filtered)	9/9/96	Water	Tier II	No						
050598GCEP	68-5-4-98-D1	5/4/98	Water	Tier II	No						
050598GCEP	68-5-4-98-U1	5/4/98	Water	Tier II	No						
050598GCEP	68-5-6-98-D1	5/6/98	Water	Tier II	No						
050598GCEP	68-5-6-98-U1	5/6/98	Water	Tier II	No						
050598GCEP	68-5-8-98-D1	5/8/98	Water	Tier II	No						
050598GCEP	68-5-8-98-U1	5/8/98	Water	Tier II	No						
050598GCEP	68-5-11-98-D1	5/11/98	Water	Tier II	No						
050598GCEP	68-5-11-98-DUP-1	5/11/98	Water	Tier II	No						
050598GCEP	68-5-11-98-U1	5/11/98	Water	Tier II	No						
051498GCEP	68-5-13-98-D1	5/13/98	Water	Tier I	No						
051498GCEP	68-5-13-98-U1	5/13/98	Water	Tier I	No						
051498GCEP	68-5-15-98-D1	5/15/98	Water	Tier I	No						
051498GCEP	68-5-15-98-U1	5/15/98	Water	Tier I	No						
051498GCEP	68-5-18-98-D1	5/18/98	Water	Tier I	No						
051498GCEP	68-5-18-98-U1	5/18/98	Water	Tier I	No						
051498GCEP	68-5-20-98-D1	5/20/98	Water	Tier I	No						
051498GCEP	68-5-20-98-U1	5/20/98	Water	Tier I	No						
052698GCEP	68-5-22-98-D1	5/22/98	Water	Tier II	No						
052698GCEP	68-5-22-98-U1	5/22/98	Water	Tier II	No						
052698GCEP	68-5-26-98-D1	5/26/98	Water	Tier II	No						
052698GCEP	68-5-26-98-U1	5/26/98	Water	Tier II	No						
052898GCEP	68-5-28-98-D1	5/28/98	Water	Tier II	No						
052898GCEP	68-5-28-98-U1	5/28/98	Water	Tier II	No						
052898GCEP	68-5-28-98-DUP-2	5/29/98	Water	Tier II	Yes	Aroclor-1254	Method Blank	0.019 J		0.031 U	
052898GCEP	68-EQB-1	5/29/98	Water	Tier II	No						
052898GCEP	68-EQB-2	5/29/98	Water	Tier II	No						
052898GCEP	68-5-29-98-D1	5/29/98	Water	Tier II	Yes	Aroclor-1254	Method Blank	0.019 J		0.033 U	
052898GCEP	68-5-29-98-U1	5/29/98	Water	Tier II	Yes	Aroclor-1254	Method Blank	0.019 J		0.028 U	
052898GCEP	68-6-1-98-D1	6/1/98	Water	Tier II	Yes	Aroclor-1254	Method Blank	0.019 J		0.037 U	
052898GCEP	68-6-1-98-U1	6/1/98	Water	Tier II	Yes	Aroclor-1254	Method Blank	0.019 J		0.025 U	
052898GCEP	68-6-3-98-D1	6/3/98	Water	Tier II	Yes	Aroclor-1254	Method Blank	0.019 J		0.028 U	
052898GCEP	68-6-3-98-U1	6/3/98	Water	Tier II	Yes	Aroclor-1254	Method Blank	0.019 J		0.0797 U	
060998GCEP	68-6-5-98-D1	6/5/98	Water	Tier I	No						
060998GCEP	68-6-5-98-U1	6/5/98	Water	Tier I	No						
060998GCEP	68-6-8-98-D1	6/8/98	Water	Tier I	No						
060998GCEP	68-6-8-98-U1	6/8/98	Water	Tier I	No						
061198GCEP	68-6-10-98-D1	6/10/98	Water	Tier I	No						
061198GCEP	68-6-10-98-DUP-3	6/10/98	Water	Tier I	No						PUP OF 68-6-10-98-D1

TABLE I  
GENERAL ELECTRIC COMPANY - PITTSFIELD, MASSACHUSETTS

REMEDIAL INVESTIGATION - BUILDING 68 AREA

ANALYTICAL DATA VALIDATION SUMMARY  
(Results are presented in parts per billion, ppb)

SID#	Sample IDs	Date Collected	Matrix	Validation Level	Qualification	Compound	QA/QC Parameter	Value	Control Limits	Qualified Result	Notes
PCBs continued											
061198GEP	68-EQB-3	6/10/98	Water	Tier I	No						DUP OF 68-6-10-98-D1
061198GEP	68-6-10-98-U1	6/10/98	Water	Tier I	No						
061198GEP	68-6-12-98-D1	6/12/98	Water	Tier I	No						
061198GEP	68-6-12-98-U1	6/12/98	Water	Tier I	No						
060998GEP	68-6-15-98-D1	6/15/98	Water	Tier I	No						
060998GEP	68-6-15-98-U1	6/15/98	Water	Tier I	No						
061898GEP	68-6-17-98-D1	6/17/98	Water	Tier I	No						
061898GEP	68-6-17-98-U1	6/17/98	Water	Tier I	No						
061898GEP	68-6-19-98-D1	6/19/98	Water	Tier I	No						
061898GEP	68-6-19-98-U1	6/19/98	Water	Tier I	No						
061898GEP	68-6-22-98-D1	6/22/98	Water	Tier I	No						
061898GEP	68-6-22-98-U1	6/22/98	Water	Tier I	No						
061898GEP	68-6-24-98-D1	6/24/98	Water	Tier I	No						
061898GEP	68-6-24-98-U1	6/24/98	Water	Tier I	No						DUP OF 68-6-24-98-U1
061898GEP	68-DUP-4	6/24/98	Water	Tier I	No						
061898GEP	68-6-26-98-D1	6/26/98	Water	Tier I	No						
061898GEP	68-6-26-98-U1	6/26/98	Water	Tier I	No						
061098GEP	68-6-29-98-D1	6/29/98	Water	Tier I	No						
061098GEP	68-6-29-98-U1	6/29/98	Water	Tier I	No						
061098GEP	68-6-30-98-D1	6/30/98	Water	Tier I	No						
061098GEP	68-6-30-98-U1	6/30/98	Water	Tier I	No						
980702GEP	68-7-2-98-D1	7/2/98	Water	Tier I	No						
980702GEP	68-7-2-98-U1	7/2/98	Water	Tier I	No						
980702GEP	68-DUP-5	7/2/98	Water	Tier I	No						DUP OF 68-7-2-98-D1
980702GEP	68-EQB-5	7/2/98	Water	Tier I	No						
BB2069	HRCF019	5/19/98	Biota	Tier I	No						
BB2069	HRCF040	5/19/98	Biota	Tier I	No						
BB2069	HRCF041	5/19/98	Biota	Tier I	No						
BB2069	HRCF042	5/19/98	Biota	Tier I	No						
BB2353	HRCF043	6/5/98	Biota	Tier I	No						
BB2353	HRCF044	6/5/98	Biota	Tier I	No						
BB2353	HRCF045	6/5/98	Biota	Tier I	No						
BB2353	HRCF046	6/5/98	Biota	Tier I	No						
BB2670	HRCF047	6/23/98	Biota	Tier II	No						
BB2670	HRCF048	6/23/98	Biota	Tier II	No						
BB2670	HRCF049	6/23/98	Biota	Tier II	No						
BB2670	HRCF050	6/23/98	Biota	Tier II	No						
VOCs											
00020	68S-1 (10-12)	8/7/96	Soil	Tier II	Yes	Methylene Chloride Methylene Chloride Acetone Acetone Propionitrile Isobutyl Alcohol 1,4-Dioxane	Method Blank Initial Calibration %RSD Method Blank Initial Calibration %RSD Initial Calibration RRF Initial Calibration RRF Initial Calibration RRF Initial Calibration RRF	4.1 48.2% 8 J 108.0% 0.034 0.006 0.001	<10% <10% >0.05 >0.05 >0.05	26 UJ 26 UJ 19 UJ 19 UJ R R R	Result previously qualified due to blank contamination Result previously qualified due to blank contamination
00020	68S-3 (6-8)	8/7/96	Soil	Tier II	Yes	2-Purane 1,1,2,2-Tetrachloroethane Xylene (total) Acrylonitrile Propionitrile Isobutyl Alcohol 1,4-Dioxane 1,2-Dibromo-3-chloropropane	Method Blank Continuing Calibration %D Initial Calibration %RSD Initial Calibration %RSD Continuing Calibration %D Continuing Calibration %D Continuing Calibration RRF Initial Calibration RRF Initial Calibration RRF Continuing Calibration %D	31.8% 32.2% 31.5% 30.6% 26.7% 0.040 0.009 0.003 35.9%	<10% <25% <10% <10% <25% >0.05 >0.05 >0.05 <25%	6900 UJ 4800 UJ 4900 UJ 1200 J 74000 UJ R R R R 15000 UJ	

TABLE I  
GENERAL ELECTRIC COMPANY - PITTSFIELD, MASSACHUSETTS  
REMEDIAL INVESTIGATION - BUILDING 68 AREA  
ANALYTICAL DATA VALIDATION SUMMARY  
(Results are presented in parts per billion, Ppb)

SDG#	Sample IDs	Date Collected	Matrix	Validation Level	Qualification	Compound	QA/QC Parameter	Value	Control Limits	Qualified Result	Notes		
00020 VOCs continued	3-6C-3 (3-10)	8/7/96	Soil	Tier II	Yes	Methylene Chloride	Initial Calibration %RSD	37.7%	<30%	68 J	Remove 'B' qualifier Remove 'B' qualifier		
						Acetone	Initial Calibration %RSD	63.2%	<10%	100 J			
						2-Butanone	Initial Calibration %RSD	60.7%	<25%	220 UJ			
						Trichlorofluoromethane	Initial Calibration %RSD	33.5%	<25%	130 UJ			
						Vinyl Acetate	Initial Calibration %RSD	30.2%	<25%	130 UJ			
						Propionitrile	Continuing Calibration RRF	0.048	>0.05	R			
						Isobutyl Alcohol	Initial Calibration RRF	0.023	>0.05	R			
						Methyl Methacrylate	Initial Calibration RRF	0.049	>0.05	R			
						1,4-Dioxane	Initial Calibration RRF	0.007	>0.05	R			
						1,2-Dibromo-3-chloropropane	Initial Calibration %RSD	45.7%	<25%	320 UJ			
						TRIP BLANK	Water	Tier II	Yes	0.009		>0.05	R
						Isobutyl Alcohol	Initial Calibration RRF	0.003	>0.05	R			
1,4-Dioxane	Continuing Calibration RRF	0.047	>0.05	R									
Propionitrile	Continuing Calibration %AD	33.7%	<25%	15 UJ									
00020	3-6C-3	8/8/96	Soil	Tier II	Yes	Methylene Chloride	Method Blank	5 J		150 UJ	Result previously qualified due to blank contamination		
						Acetone	Initial Calibration %RSD	37.7%	<30%	150 UJ			
						2-Butanone	Initial Calibration %RSD	63.2%	<10%	320 J			
						Trichlorofluoromethane	Initial Calibration %RSD	60.7%	<10%	260 UJ			
						Vinyl Acetate	Initial Calibration %RSD	33.5%	<10%	150 UJ			
						Propionitrile	Initial Calibration %RSD	30.2%	<10%	150 UJ			
						Isobutyl Alcohol	Continuing Calibration RRF	0.048	>0.05	R			
						Methyl Methacrylate	Initial Calibration RRF	0.023	>0.05	R			
						1,4-Dioxane	Initial Calibration RRF	0.049	>0.05	R			
						1,2-Dibromo-3-chloropropane	Initial Calibration RRF	0.007	>0.05	R			
						TRIP BLANK	Water	Tier II	Yes	0.009		>0.05	R
						Isobutyl Alcohol	Initial Calibration RRF	0.003	>0.05	R			
1,4-Dioxane	Continuing Calibration RRF	0.047	>0.05	R									
Propionitrile	Continuing Calibration %AD	33.7%	<25%	15 UJ									
00020	3-6C-4	8/8/96	Soil	Tier II	Yes	Methylene Chloride	Method Blank	3 J		26 UJ	Result previously qualified due to blank contamination		
						Acetone	Initial Calibration %RSD	37.7%	<10%	26 UJ			
						2-Butanone	Initial Calibration %RSD	63.2%	<10%	19 UJ			
						Trichlorofluoromethane	Initial Calibration %RSD	60.7%	<25%	45 UJ			
						Vinyl Acetate	Initial Calibration %RSD	33.5%	<10%	26 UJ			
						Propionitrile	Initial Calibration %RSD	30.2%	<10%	26 UJ			
						Isobutyl Alcohol	Continuing Calibration RRF	0.048	>0.05	R			
						Methyl Methacrylate	Initial Calibration RRF	0.023	>0.05	R			
						1,4-Dioxane	Initial Calibration RRF	0.049	>0.05	R			
						1,2-Dibromo-3-chloropropane	Initial Calibration %RSD	45.7%	<30%	65 UJ			
						TRIP BLANK	Water	Tier II	Yes	0.009		>0.05	R
						Isobutyl Alcohol	Initial Calibration RRF	0.003	>0.05	R			
1,4-Dioxane	Continuing Calibration RRF	0.047	>0.05	R									
Propionitrile	Continuing Calibration %AD	33.7%	<25%	15 UJ									
00020	3-6C-EB-4 (5-8)	8/8/96	Soil	Tier II	Yes	Methylene Chloride	Method Blank	5 J		27 UJ	Result previously qualified due to blank contamination		
						Acetone	Initial Calibration %RSD	12 J	<10%	21 UJ			
						2-Butanone	Initial Calibration %RSD	31.8%	<10%	21 UJ			
						Trichlorofluoromethane	Initial Calibration %RSD	31.5%	<10%	14 UJ			
						Vinyl Acetate	Initial Calibration %RSD	30.6%	<10%	27 UJ			
						Propionitrile	Initial Calibration %RSD	12 J	<10%	270 UJ			
						Isobutyl Alcohol	Continuing Calibration RRF	26.9%	<25%	27 UJ			
						Methyl Methacrylate	Initial Calibration RRF	0.009	0.05	R			
						1,4-Dioxane	Initial Calibration RRF	0.002	0.05	R			
						TRIP BLANK	Water	Tier II	Yes	0.009		>0.05	R
						Isobutyl Alcohol	Initial Calibration RRF	0.003	>0.05	R			
						1,4-Dioxane	Continuing Calibration RRF	0.047	>0.05	R			
Propionitrile	Continuing Calibration %AD	33.7%	<25%	15 UJ									
00020	3-6C-EB-5 (5-8)	8/8/96	Soil	Tier II	Yes	Methylene Chloride	Method Blank	3 J		31 UJ	Result previously qualified due to blank contamination		
						Acetone	Initial Calibration %RSD	50.9%	<10%	31 UJ			
						2-Butanone	Initial Calibration %RSD	67.5%	<10%	23 UJ			
						Trichlorofluoromethane	Initial Calibration %RSD	40.5%	<10%	23 UJ			
						Vinyl Acetate	Initial Calibration %RSD	42.3%	<10%	54 UJ			
						Propionitrile	Initial Calibration %RSD	124.0%	<25%	31 UJ			
						Isobutyl Alcohol	Continuing Calibration %AD	106.0%	<25%	23 UJ			
						Methyl Methacrylate	Continuing Calibration %AD	53.3%	<25%	31 UJ			
						1,4-Dioxane	Continuing Calibration %AD	113.0%	<25%	15 UJ			
						TRIP BLANK	Water	Tier II	Yes	0.009		>0.05	R
						Isobutyl Alcohol	Initial Calibration RRF	0.003	>0.05	R			
						1,4-Dioxane	Continuing Calibration RRF	0.047	>0.05	R			
Propionitrile	Continuing Calibration %AD	33.7%	<25%	15 UJ									

TABLE I  
GENERAL ELECTRIC COMPANY - PITTSFIELD, MASSACHUSETTS  
REMEDIAL INVESTIGATION - BUILDING 68 AREA

ANALYTICAL DATA VALIDATION SUMMARY  
(Results are presented in parts per billion, ppb)

SDG#	Sample ID#	Date Collected	Matrix	Validation Level	Qualification	Compound	QA/QC Parameter	Value	Control Limits	Qualified Result	Notes						
00020 VOC, continued	3-6C-EB-5 (6-8) cont	8/8/96	Soil	Tier II	Yes	Benzene	Continuing Calibration %D	118.0%	<25%	23 UJ							
						trans-1,3-Dichloropropene	Continuing Calibration %D	101.0%	<25%	23 UJ							
						Bromobenzene	Continuing Calibration %D	94.7%	<25%	23 UJ							
						2-Hexanone	Initial Calibration %RSD	17.8%	<30%	54 UJ							
						Trichlorofluoromethane	Continuing Calibration %D	46.1%	<25%	31 UJ							
						Acetonitrile	Continuing Calibration %D	70.1%	<25%	310 UJ							
						Vinyl Acetate	Continuing Calibration %D	102.0%	<25%	31 UJ							
						Propionitrile	Initial Calibration %RSD	14.1%	<30%	910 UJ							
						Isobutyl Alcohol	Initial Calibration RRF	0.010	>0.05	R							
						Methyl Methacrylate	Initial Calibration %RSD	30.9%	<30%	77 UJ							
						Dibromomethane	Continuing Calibration %D	55.7%	<25%	31 UJ							
						1,4-Dioxane	Initial Calibration RRF	0.002	>0.05	R							
						2-Chloroethyl vinyl ether	Continuing Calibration %D	74.4%	<25%	23 UJ							
						1,2-Dibromomethane	Continuing Calibration %D	100.0%	<25%	31 UJ							
						1,1,1,2-Tetrachloroethane	Continuing Calibration %D	111.0%	<25%	31 UJ							
						trans-1,4-Dichloro-2-butene	Continuing Calibration %D	55.0%	<25%	31 UJ							
						1,2-Dibromo-3-chloropropane	Initial Calibration %RSD	39.4%	<30%	77 UJ							
						Dichlorodifluoromethane	Continuing Calibration %D	69.2%	<25%	15 UJ							
						00020	68S-4 (0-2)	8/8/96	Soil	Tier II	Yes	Methylene Chloride	Method Blank	3 J	<30%	22 UJ	Result previously qualified due to blank contamination
												Methylene Chloride	Initial Calibration %RSD	37.7%	<30%	22 UJ	
Acetone	Method Blank	6 J		16 UJ													
Acetone	Initial Calibration %RSD	63.2%	<30%	16 UJ													
2-Butanone	Initial Calibration %RSD	60.7%	<25%	38 UJ													
Trichlorofluoromethane	Initial Calibration %RSD	33.1%	<25%	22 UJ													
Vinyl Acetate	Initial Calibration %RSD	30.2%	<25%	22 UJ													
Propionitrile	Continuing Calibration RRF	0.048	>0.05	R													
Isobutyl Alcohol	Initial Calibration RRF	0.023	>0.05	R													
Methyl Methacrylate	Initial Calibration RRF	0.049	>0.05	R													
1,4-Dioxane	Initial Calibration RRF	0.007	>0.05	R													
1,2-Dibromo-3-chloropropane	Initial Calibration %RSD	45.7%	<25%	54 UJ													
Methylene Chloride	Method Blank	3 J		23 UJ													
Methylene Chloride	Initial Calibration %RSD	37.7%	<30%	23 UJ													
Acetone	Method Blank	6 J		17 UJ													
Acetone	Initial Calibration %RSD	63.2%	<30%	17 UJ													
2-Butanone	Initial Calibration %RSD	60.7%	<25%	40 UJ													
Trichlorofluoromethane	Initial Calibration %RSD	33.1%	<25%	23 UJ													
Vinyl Acetate	Initial Calibration %RSD	30.2%	<25%	23 UJ													
Propionitrile	Continuing Calibration RRF	0.046	>0.05	R													
Isobutyl Alcohol	Initial Calibration RRF	0.023	>0.05	R													
Methyl Methacrylate	Initial Calibration RRF	0.049	>0.05	R													
1,4-Dioxane	Initial Calibration RRF	0.007	>0.05	R													
1,2-Dibromo-3-chloropropane	Initial Calibration %RSD	45.7%	<25%	57 UJ													
00020	68S-4 (4-6)	8/8/96	Soil	Tier II	Yes	Methylene Chloride	Method Blank	4 J	<30%	23 UJ	Result previously qualified due to blank contamination						
						Methylene Chloride	Initial Calibration %RSD	48.2%	<30%	23 UJ							
						Acetone	Method Blank	8 J		17 UJ							
						Acetone	Initial Calibration %RSD	108.0%	<30%	17 UJ							
						2-Butanone	Initial Calibration %RSD	0.034	>0.05	R							
						Trichlorofluoromethane	Initial Calibration RRF	0.006	>0.05	R							
						Vinyl Acetate	Initial Calibration RRF	0.001	>0.05	R							
						Propionitrile	Initial Calibration RRF	0.001	>0.05	R							
						Isobutyl Alcohol	Initial Calibration RRF	0.001	>0.05	R							
						1,4-Dioxane	Initial Calibration RRF	0.001	>0.05	R							
						Methylene Chloride	Method Blank	7 J		25 UJ							
						Methylene Chloride	Initial Calibration %RSD	48.2%	<30%	25 UJ							
						Acetone	Method Blank	18 J		19 UJ							
						Acetone	Initial Calibration %RSD	108.0%	<30%	19 UJ							
						2-Butanone	Initial Calibration %RSD	0.034	>0.05	R							
						Trichlorofluoromethane	Initial Calibration RRF	0.006	>0.05	R							
						Vinyl Acetate	Initial Calibration RRF	0.001	>0.05	R							
						Propionitrile	Initial Calibration RRF	0.001	>0.05	R							
						Isobutyl Alcohol	Initial Calibration RRF	0.006	>0.05	R							
						Dibromomethane	Continuing Calibration %D	27.7%	<25%	25 UJ							
1,4-Dioxane	Initial Calibration RRF	0.1%	>0.05	R													

TABLE 1  
GENERAL ELECTRIC COMPANY - PITTSFIELD, MASSACHUSETTS  
REMEDIAL INVESTIGATION - BUILDING 68 AREA

ANALYTICAL DATA VALIDATION SUMMARY  
(Results are presented in parts per billion, ppb)

SDGW	Sample IDs	Date Collected	Matrix	Validation Level	Qualification	Compound	QA/QC Parameter	Value	Control Limits	Qualified Result	Notes
VOCs continued	68S-4 (6-9)cont 68S-4 (8-10)	8/8/96 8/8/96	Soil Soil	Tier II Tier II	Yes Yes	1,2-Dibromo-3-chloropropane	Method Blank	2 J	<10%	65 U	
						Acetone	Initial Calibration %RSD	31.8%	<10%		
						2-Butanone	Continuing Calibration %D	32.2%	<25%	1200 UJ	
						1,1,2,2-Tetrachloroethane	Initial Calibration %RSD	31.5%	<10%	1300 UJ	
						Chlorobenzene	MS/MSD %R	23.6%/21.4%	60-133%	23000 J	
						Xylene (total)	Initial Calibration %RSD	30.6%	<10%	2900 UJ	
						Acrylonitrile	Continuing Calibration %D	26.7%	<25%	19000 UJ	
						Propionitrile	Continuing Calibration RRF	0.048	>0.05	R	
						Isobutyl Alcohol	Initial Calibration RRF	0.009	>0.05	R	
						1,4-Dioxane	Initial Calibration RRF	0.003	>0.05	R	
00020	68S-4-DUP	8/8/96	Soil	Tier II	Yes	1,2-Dibromo-3-chloropropane	Continuing Calibration %D	35.9%	<25%	3800 UJ	
						Methylene Chloride	Method Blank	7 J	<10%	26 UJ	Duplicate of 68S-4 (8-10). Result previously qualified due to blank contamination
						Methylene Chloride	Initial Calibration %RSD	48.2%	<10%	26 UJ	Duplicate of 68S-4 (8-10). Result previously qualified due to blank contamination
						Acetone	Method Blank	18 J	<10%	19 UJ	Duplicate of 68S-4 (8-10). Result previously qualified due to blank contamination
						Acetone	Initial Calibration %RSD	65.0%	<10%	19 UJ	Duplicate of 68S-4 (8-10). Result previously qualified due to blank contamination
						Propionitrile	Initial Calibration RRF	0.034	>0.05	R	Duplicate of 68S-4 (8-10)
						Isobutyl Alcohol	Initial Calibration RRF	0.009	>0.05	R	Duplicate of 68S-4 (8-10)
						Dibromomethane	Continuing Calibration %D	27.7%	<25%	26 UJ	Duplicate of 68S-4 (8-10)
						1,4-Dioxane	Initial Calibration RRF	0.2%	>0.05	R	Duplicate of 68S-4 (8-10)
						Chlorobenzene	Linear Range	380 F		2700 DJ	Duplicate of 68S-4 (8-10). Result for 68S-4-DUPDL used, this value also exceeded linear range and therefore qualified as approximate (1)
0020B	RINSE BLK	8/8/96	Water	Tier II	Yes	Isobutyl Alcohol	Initial Calibration RRF	0.009	>0.05	R	
						1,4-Dioxane	Initial Calibration RRF	0.003	>0.05	R	
						Propionitrile	Continuing Calibration RRF	0.047	>0.05	R	
						Acetone	Continuing Calibration %D	33.7%	<25%	15 UJ	
						Isobutyl Alcohol	Initial Calibration RRF	0.009	>0.05	R	
						1,4-Dioxane	Initial Calibration RRF	0.003	>0.05	R	
						Propionitrile	Continuing Calibration RRF	0.047	>0.05	R	
						Acetone	Continuing Calibration %D	33.7%	<25%	15 UJ	
						Propionitrile	Initial Calibration RRF	0.045	>0.05	R	
						Isobutyl Alcohol	Initial Calibration RRF	0.007	>0.05	R	
0020B	TRIP BLK	8/8/96	Water	Tier II	Yes	1,4-Dioxane	Initial Calibration RRF	0.002	>0.05	R	
						Propionitrile	Initial Calibration RRF	31.0%	<10%	20 UJ	Previously qualified due to blank contamination
						Acetone	Initial Calibration %RSD	76.3%	<10%	66 UJ	Previously qualified due to blank contamination
						Acetone	Continuing Calibration RRF	0.014	>0.05	R	
						Methyl Methacrylate	Continuing Calibration RRF	0.038	>0.05	R	
						trans-1,3-Dichloropropene	Continuing Calibration %D	30.4%	<25%	20 UJ	
						4-Methyl-2-pentanone	Continuing Calibration %D	34.6%	<25%	34 UJ	
						2-Hexanone	Continuing Calibration %D	44.5%	<25%	47 UJ	
						1,1,2,2-Tetrachloroethane	Continuing Calibration %D	30.9%	<25%	14 UJ	
						Acrylonitrile	Continuing Calibration %D	28.5%	<25%	280 UJ	
00058	3-6C-EB-10(4-6)	9/9/96	Soil	Tier II	Yes	Vinyl Acetate	Continuing Calibration %D	69.5%	<25%	27 UJ	
						Methacrylonitrile	Continuing Calibration %D	25.3%	<25%	27 UJ	
						2-Chlorovinyl ether	Continuing Calibration %D	33.0%	<25%	20 UJ	
						trans-1,4-Dichloro-2-butene	Continuing Calibration %D	37.9%	<25%	27 UJ	
						1,2-Dibromo-3-chloropropane	Continuing Calibration %D	26.2%	<25%	66 UJ	
						Methylene Chloride	Method Blank	7 J		24 UJ	
						Acetone	Method Blank	32 J		57 UJ	
						Acetone	Method Blank	17 J		270 UJ	

TABLE 1  
 GENERAL ELECTRIC COMPANY - PITTSFIELD, MASSACHUSETTS  
 REMEDIAL INVESTIGATION - BUILDING 68 AREA  
 ANALYTICAL DATA VALIDATION SUMMARY  
 (Results are presented in parts per billion, ppb)

SDCA#	Sample IDs	Date Collected	Matrix	Validation Level	Qualification	Compound	QA/QC Parameter	Value	Control Limits	Qualified Result	Notes
00058 VOCs continued	3-6C-EB-10 (6-8)	9/4/96	Soil	Tier II	Yes	Propionitrile	Initial Calibration RRF	0.045	>0.05	R	Previously qualified due to blank contamination Previously qualified due to blank contamination
						Isobutyl Alcohol	Initial Calibration RRF	0.007	>0.05	R	
						1,4-Dioxane	Initial Calibration RRF	0.002	>0.05	R	
						Methylene Chloride	Initial Calibration %RSD	31.0%	<30%	22 UJ	
						Acetone	Initial Calibration %RSD	76.3%	<30%	46 UJ	
						Acrolein	Continuing Calibration RRF	0.034	>0.05	R	
						Methyl Methacrylate	Continuing Calibration RRF	0.038	>0.05	R	
						trans-1,3-Dichloropropene	Continuing Calibration %D	30.4%	<25%	21 UJ	
						4-Methyl-2-pentanone	Continuing Calibration %D	34.6%	<25%	34 UJ	
						2-Hexanone	Continuing Calibration %D	44.5%	<25%	48 UJ	
						1,1,2,2-Tetrachloroethane	Continuing Calibration %D	30.9%	<25%	14 UJ	
						Acrylonitrile	Continuing Calibration %D	28.5%	<25%	290 UJ	
						Vinyl Acetate	Continuing Calibration %D	69.5%	<25%	27 UJ	
						Methacrylonitrile	Continuing Calibration %D	33.0%	<25%	21 UJ	
						2-Chloroethylvinyl ether	Continuing Calibration %D	37.9%	<25%	27 UJ	
trans-1,4-Dichloro-2-butene	Continuing Calibration %D	28.2%	<25%	68 UJ							
1,2-Dibromo-3-chloropropane	Continuing Calibration %D	7.1	<25%	22 UJ							
Methylene Chloride	Method Blank	32.1		46 UJ							
Acetone	Method Blank	17.1		270 UJ							
00058	3-6C-EB-9 (4-6)	9/4/96	Soil	Tier II	Yes	Propionitrile	Initial Calibration RRF	0.045	>0.05	R	Previously qualified due to blank contamination Previously qualified due to blank contamination
						Isobutyl Alcohol	Initial Calibration RRF	0.007	>0.05	R	
						1,4-Dioxane	Initial Calibration RRF	0.002	>0.05	R	
						Methylene Chloride	Initial Calibration %RSD	31.0%	<30%	20 UJ	
						Acetone	Initial Calibration %RSD	76.3%	<30%	66 UJ	
						Acrolein	Continuing Calibration RRF	0.034	>0.05	R	
						Methyl Methacrylate	Continuing Calibration RRF	0.038	>0.05	R	
						trans-1,3-Dichloropropene	Continuing Calibration %D	30.4%	<25%	20 UJ	
						4-Methyl-2-pentanone	Continuing Calibration %D	34.6%	<25%	34 UJ	
						2-Hexanone	Continuing Calibration %D	44.5%	<25%	47 UJ	
						1,1,2,2-Tetrachloroethane	Continuing Calibration %D	30.9%	<25%	14 UJ	
						Acrylonitrile	Continuing Calibration %D	28.5%	<25%	280 UJ	
						Vinyl Acetate	Continuing Calibration %D	69.5%	<25%	27 UJ	
						Methacrylonitrile	Continuing Calibration %D	33.0%	<25%	27 UJ	
						2-Chloroethylvinyl ether	Continuing Calibration %D	37.9%	<25%	27 UJ	
trans-1,4-Dichloro-2-butene	Continuing Calibration %D	28.2%	<25%	68 UJ							
1,2-Dibromo-3-chloropropane	Continuing Calibration %D	7.1	<25%	20 UJ							
Methylene Chloride	Method Blank	32.1		66 UJ							
Acetone	Method Blank	17.1		270 UJ							
00058	3-6C-EB-9 (6-8)	9/4/96	Soil	Tier II	Yes	Propionitrile	Initial Calibration RRF	0.045	>0.05	R	Previously qualified due to blank contamination Previously qualified due to blank contamination
						Isobutyl Alcohol	Initial Calibration RRF	0.007	>0.05	R	
						1,4-Dioxane	Initial Calibration RRF	0.002	>0.05	R	
						Methylene Chloride	Initial Calibration %RSD	31.0%	<30%	20 UJ	
						Acetone	Initial Calibration %RSD	76.3%	<30%	66 UJ	
						Acrolein	Continuing Calibration RRF	0.034	>0.05	R	
						Methyl Methacrylate	Continuing Calibration RRF	0.038	>0.05	R	
						trans-1,3-Dichloropropene	Continuing Calibration %D	30.4%	<25%	20 UJ	
						4-Methyl-2-pentanone	Continuing Calibration %D	34.6%	<25%	34 UJ	
						2-Hexanone	Continuing Calibration %D	44.5%	<25%	47 UJ	
						1,1,2,2-Tetrachloroethane	Continuing Calibration %D	30.9%	<25%	14 UJ	
						Acrylonitrile	Continuing Calibration %D	28.5%	<25%	280 UJ	
						Vinyl Acetate	Continuing Calibration %D	69.5%	<25%	27 UJ	
						Methacrylonitrile	Continuing Calibration %D	33.0%	<25%	27 UJ	
						2-Chloroethylvinyl ether	Continuing Calibration %D	37.9%	<25%	27 UJ	
trans-1,4-Dichloro-2-butene	Continuing Calibration %D	28.2%	<25%	67 UJ							
1,2-Dibromo-3-chloropropane	Continuing Calibration %D	7.1	<25%	20 UJ							
Methylene Chloride	Method Blank	32.1		67 UJ							
Acetone	Method Blank	17.1		20 UJ							

TABLE 1  
GENERAL ELECTRIC COMPANY - PITTSFIELD, MASSACHUSETTS  
REMEDIAL INVESTIGATION - BUILDING 68 AREA

ANALYTICAL DATA VALIDATION SUMMARY  
(Results are presented in parts per billion, ppb)

SDGW	Sample ID#	Date Collected	Matrix	Validation Level	Qualification	Compound	QA/QC Parameter	Value	Control Limits	Qualified Result	Notes
00058 VOCs continued	3-6C-EB-9 (6-8) cont	9/4/96	Soil	Tier II	Yes	Acetone	Method Blank	32 J	<27%	48 U	
						Acetonitrile	MS/MSD RPD	17 J	<27%	27 UJ	
						1,1-Dichloroethene	MS/MSD %R	24.0%	60-133%	70 J	
						Chlorobenzene	Initial Calibration RRF	0.045	>0.05	R	Duplicate of 3-6C-EB-10 (6-8)
						Propionitrile	Initial Calibration RRF	0.007	>0.05	R	Duplicate of 3-6C-EB-10 (6-8)
						Isobutyl Alcohol	Initial Calibration RRF	0.002	>0.05	R	Duplicate of 3-6C-EB-10 (6-8)
						1,4-Dioxane	Initial Calibration %RSD	31.9%	<30%	20 UJ	Duplicate of 3-6C-EB-10 (6-8). Previously qualified due to blank contamination
						Methylene Chloride	Initial Calibration %RSD	76.3%	<30%	66 UJ	Duplicate of 3-6C-EB-10 (6-8). Previously qualified due to blank contamination
						Acetone	Continuing Calibration RRF	0.014	>0.05	R	Duplicate of 3-6C-EB-10 (6-8)
						Acrolein	Continuing Calibration RRF	0.038	>0.05	R	Duplicate of 3-6C-EB-10 (6-8)
Methyl Methacrylate	Continuing Calibration %D	30.4%	<25%	19 UJ	Duplicate of 3-6C-EB-10 (6-8)						
trans-1,3-Dichloropropene	Continuing Calibration %D	34.6%	<25%	32 UJ	Duplicate of 3-6C-EB-10 (6-8)						
4-Methyl-2-pentanone	Continuing Calibration %D	44.5%	<25%	45 UJ	Duplicate of 3-6C-EB-10 (6-8)						
2-Hexanone	Continuing Calibration %D	30.9%	<25%	13 UJ	Duplicate of 3-6C-EB-10 (6-8)						
1,1,2,2-Tetrachloroethane	Continuing Calibration %D	28.5%	<25%	270 UJ	Duplicate of 3-6C-EB-10 (6-8)						
Acrylonitrile	Continuing Calibration %D	69.5%	<25%	26 UJ	Duplicate of 3-6C-EB-10 (6-8)						
Vinyl Acetate	Continuing Calibration %D	25.1%	<25%	26 UJ	Duplicate of 3-6C-EB-10 (6-8)						
Methacrylonitrile	Continuing Calibration %D	33.0%	<25%	19 UJ	Duplicate of 3-6C-EB-10 (6-8)						
2-Chloroethylvinyl ether	Continuing Calibration %D	37.9%	<25%	26 UJ	Duplicate of 3-6C-EB-10 (6-8)						
trans-1,4-Dichloro-2-butene	Continuing Calibration %D	28.2%	<25%	64 UJ	Duplicate of 3-6C-EB-10 (6-8)						
1,2-Dibromo-3-chloropropane	Continuing Calibration %D	7 J	<25%	19 UJ	Duplicate of 3-6C-EB-10 (6-8)						
Methylene Chloride	Method Blank	32 J	<25%	32 UJ	Duplicate of 3-6C-EB-10 (6-8)						
Acetone	Method Blank	17 J	<25%	260 UJ	Duplicate of 3-6C-EB-10 (6-8)						
Acetonitrile	Method Blank	14 J	<25%	15 UJ							
00088	RB-09-04-96	9/4/96	Water	Tier II	Yes	Acetone	Initial Calibration RRF	0.042	>0.05	R	
						Propionitrile	Initial Calibration RRF	0.004	>0.05	R	
						Isobutyl Alcohol	Initial Calibration RRF	0.048	>0.05	R	
						Methyl Methacrylate	Initial Calibration RRF	0.001	>0.05	R	
						1,4-Dioxane	Initial Calibration RRF	0.036	>0.05	R	
						2-Butanone	Continuing Calibration RRF	0.040	>0.05	R	
						Acrolein	Continuing Calibration RRF	26.0%	<25%	10 UJ	
						4-Methyl-2-pentanone	Continuing Calibration %D	27.6%	<25%	15 UJ	
						2-Hexanone	Continuing Calibration %D	56.2%	<25%	10 UJ	
						Vinyl Acetate	Continuing Calibration %D	14 J	<25%	15 UJ	
00088	TRIP BLANK	9/4/96	Water	Tier II	Yes	Acetone	Method Blank	0.042	>0.05	R	
						Propionitrile	Initial Calibration RRF	0.004	>0.05	R	
						Isobutyl Alcohol	Initial Calibration RRF	0.048	>0.05	R	
						Methyl Methacrylate	Initial Calibration RRF	0.001	>0.05	R	
						1,4-Dioxane	Initial Calibration RRF	0.036	>0.05	R	
						2-Butanone	Continuing Calibration RRF	0.040	>0.05	R	
						Acrolein	Continuing Calibration RRF	26.0%	<25%	10 UJ	
						4-Methyl-2-pentanone	Continuing Calibration %D	27.6%	<25%	15 UJ	
						2-Hexanone	Continuing Calibration %D	56.2%	<25%	10 UJ	
						Vinyl Acetate	Continuing Calibration %D	14 J	<25%	10 UJ	
00058	3-6C-EB-13 (18-20)	9/5/96	Soil	Tier II	Yes	Propionitrile	Initial Calibration RRF	0.045	>0.05	R	
						Isobutyl Alcohol	Initial Calibration RRF	0.007	>0.05	R	
						1,4-Dioxane	Initial Calibration RRF	0.002	>0.05	R	
						Methylene Chloride	Initial Calibration %RSD	31.9%	<30%	20 UJ	Previously qualified due to blank contamination
						Acetone	Initial Calibration %RSD	76.3%	<30%	66 UJ	Previously qualified due to blank contamination
						Acrolein	Continuing Calibration RRF	0.034	>0.05	R	
						Methyl Methacrylate	Continuing Calibration RRF	0.038	>0.05	R	
						trans-1,3-Dichloropropene	Continuing Calibration %D	34.6%	<25%	17 UJ	
						4-Methyl-2-pentanone	Continuing Calibration %D	30.4%	<25%	28 UJ	
						2-Hexanone	Continuing Calibration %D	44.5%	<25%	39 UJ	
1,1,2,2-Tetrachloroethane	Continuing Calibration %D	30.9%	<25%	11 UJ							



TABLE I  
GENERAL ELECTRIC COMPANY - PITTSFIELD, MASSACHUSETTS

REMEDIATION INVESTIGATION - BUILDING 68 AREA

ANALYTICAL DATA VALIDATION SUMMARY  
(Results are presented in parts per billion, ppb)

SDG#	Sample IDs	Date Collected	Matrix	Validation Level	Qualification	Compound	QA/QC Parameter	Value	Control Limits	Qualified Result	Notes
00038	3-6C-EB-13 (18-20) cont.	9/5/96	Soil	Tier II	Yes	Acrylonitrile	Continuing Calibration %D	28.3%	<25%	230 UJ	
						Vinyl Acetate	Continuing Calibration %D	69.5%	<25%	22 UJ	
						Methacrylonitrile	Continuing Calibration %D	25.3%	<25%	17 UJ	
						2-Chloroethylvinyl ether	Continuing Calibration %D	33.0%	<25%	22 UJ	
						trans-1,4-Dichloro-2-butene	Continuing Calibration %D	37.9%	<25%	56 UJ	
						1,2-Dibromo-3-chloropropane	Continuing Calibration %D	28.2%	<25%	17 UJ	
						Methylene Chloride	Method Blank	10 J		31 UJ	
						Acetone	Method Blank	28 J		220 UJ	
						Acetonitrile	Method Blank	15 J		110 J	
						Chlorobenzene	Surrogate %R (Toluene-d8)	134.0%	81-117%		
						Propionitrile	Initial Calibration RRF	0.042	>0.05	R	
						Isobutyl Alcohol	Initial Calibration RRF	0.004	>0.05	R	
						Methyl Methacrylate	Initial Calibration RRF	0.048	>0.05	R	
00038	3-6C-EB-13 (22-24)	9/5/96	Soil	Tier II	Yes	1,4-Dioxane	Initial Calibration RRF	0.001	>0.05	R	
						Acetone	Continuing Calibration RRF	0.030	>0.05	R	
						2-Butanone	Continuing Calibration RRF	0.046	>0.05	R	
						Carbon Disulfide	Continuing Calibration %D	31.5%	<25%	2200 UJ	
						1,2-Dichloroethane	Continuing Calibration %D	32.2%	<25%	1100 UJ	
						4-Methyl-2-pentanone	Continuing Calibration %D	25.6%	<25%	1300 UJ	
						1,1,2-Tetrachloroethane	Continuing Calibration %D	31.4%	<25%	1100 UJ	
						2-Chloroethylvinyl ether	Continuing Calibration %D	27.4%	<25%	1600 UJ	
						1,1,1,2-Tetrachloroethane	Continuing Calibration %D	29.5%	<25%	780 UJ	
						Methylene Chloride	Method Blank	210 J		1100 UJ	
						Propionitrile	Initial Calibration RRF	0.045	>0.05	R	
						Isobutyl Alcohol	Initial Calibration RRF	0.007	>0.05	R	
						1,4-Dioxane	Initial Calibration RRF	0.002	>0.05	R	
00038	3-6C-EB-13 (24-26)	9/5/96	Soil	Tier II	Yes	Methylene Chloride	Initial Calibration %RSD	31.0%	<30%	17 UJ	Previously qualified due to blank contamination
						Acetone	Initial Calibration %RSD	76.3%	<30%	23 UJ	Previously qualified due to blank contamination
						Acrolein	Continuing Calibration %D	40.3%	<25%	270 UJ	
						Iodomethane	Continuing Calibration %D	25.3%	<25%	12 UJ	
						Vinyl Acetate	Continuing Calibration %D	55.0%	<25%	23 UJ	
						Methacrylonitrile	Continuing Calibration %D	32.4%	<25%	23 UJ	
						Methyl Methacrylate	Continuing Calibration %D	28.8%	<25%	58 UJ	
						1,2-Dibromoethane	Continuing Calibration %D	27.5%	<25%	23 UJ	
						Methylene Chloride	Method Blank	7 J		17 UJ	
						Acetone	Method Blank	13 J		23 UJ	
						Trichlorofluoromethane	Method Blank	1 J		23 UJ	
						Acetonitrile	Method Blank	8 J		230 UJ	
						00038	3-6C-EB-13 (26-28)	9/5/96	Soil	Tier II	Yes
Isobutyl Alcohol	Initial Calibration RRF	0.007	>0.05	R							
1,4-Dioxane	Initial Calibration RRF	0.002	>0.05	R							
Methylene Chloride	Initial Calibration %RSD	31.0%	<30%	17 UJ	Previously qualified due to blank contamination						
Acetone	Initial Calibration %RSD	76.3%	<30%	23 UJ	Previously qualified due to blank contamination						
Acrolein	Continuing Calibration %D	40.3%	<25%	270 UJ							
Iodomethane	Continuing Calibration %D	25.3%	<25%	12 UJ							
Vinyl Acetate	Continuing Calibration %D	55.0%	<25%	23 UJ							
Methacrylonitrile	Continuing Calibration %D	32.4%	<25%	23 UJ							
Methyl Methacrylate	Continuing Calibration %D	28.8%	<25%	58 UJ							
1,2-Dibromoethane	Continuing Calibration %D	27.5%	<25%	23 UJ							
Methylene Chloride	Method Blank	7 J		17 UJ							
Acetone	Method Blank	13 J		23 UJ							
Trichlorofluoromethane	Method Blank	1 J		23 UJ							
Acetonitrile	Method Blank	8 J		230 UJ							
00038	3-6C-EB-13 (28-30)	9/5/96	Soil	Tier II	Yes	Propionitrile	Initial Calibration RRF	0.045	>0.05	R	
						Isobutyl Alcohol	Initial Calibration RRF	0.007	>0.05	R	
						1,4-Dioxane	Initial Calibration RRF	0.002	>0.05	R	
						Methylene Chloride	Initial Calibration %RSD	31.0%	<30%	17 UJ	Previously qualified due to blank contamination
						Acetone	Initial Calibration %RSD	76.3%	<30%	24 UJ	Previously qualified due to blank contamination
						Acrolein	Continuing Calibration %D	40.3%	<25%	260 UJ	
						Iodomethane	Continuing Calibration %D	25.3%	<25%	11 UJ	
						Vinyl Acetate	Continuing Calibration %D	55.0%	<25%	23 UJ	
						Methacrylonitrile	Continuing Calibration %D	32.4%	<25%	23 UJ	
						Methyl Methacrylate	Continuing Calibration %D	28.8%	<25%	57 UJ	
						1,2-Dibromoethane	Continuing Calibration %D	27.5%	<25%	23 UJ	
						Methylene Chloride	Method Blank	7 J		17 UJ	
						Acetone	Method Blank	13 J		24 UJ	
Acetonitrile	Method Blank	8 J		210 UJ							
00038	3-6C-EB-13 (28-30)	9/5/96	Soil	Tier II	Yes	Propionitrile	Initial Calibration RRF	0.045	>0.05	R	
						Isobutyl Alcohol	Initial Calibration RRF	0.007	>0.05	R	
						1,4-Dioxane	Initial Calibration RRF	0.002	>0.05	R	
						Methylene Chloride	Initial Calibration %RSD	31.0%	<30%	17 UJ	Previously qualified due to blank contamination
						Acetone	Initial Calibration %RSD	76.3%	<30%	22 UJ	Previously qualified due to blank contamination

TABLE I  
GENERAL ELECTRIC COMPANY - PITTSFIELD, MASSACHUSETTS  
REMEDIAL INVESTIGATION - BUILDING 68 AREA

ANALYTICAL DATA VALIDATION SUMMARY  
(Results are presented in parts per billion, ppb)

SDC#	Sample ID#	Date Collected	Matrix	Validation Level	Qualification	Compound	QA/QC Parameter	Value	Control Limits	Qualified Result	Note
00058	3-6C-EB-13 (28-30) cont.	9/5/96	Soil	Tier II	Yes	Acrolein	Continuing Calibration %D	40.5%	<-25%	260 UJ	
						Iodomethane	Continuing Calibration %D	25.3%	<-25%	11 UJ	
						Vinyl Acetate	Continuing Calibration %D	55.0%	<-25%	22 UJ	
						Methacrylonitrile	Continuing Calibration %D	32.4%	<-25%	22 UJ	
						Methyl Methacrylate	Continuing Calibration %D	28.8%	<-25%	56 UJ	
						1,2-Dibromomethane	Continuing Calibration %D	27.5%	<-25%	22 UJ	
						Methylene Chloride	Method Blank	7 J		17 U	
						Acetone	Method Blank	13 J		22 U	
						Acetonitrile	Method Blank	8 J		220 U	
						Propionitrile	Initial Calibration RRF	0.045	>0.05	R	
						Isobutyl Alcohol	Initial Calibration RRF	0.007	>0.05	R	
						1,4-Dioxane	Initial Calibration RRF	0.002	>0.05	R	
						Methylene Chloride	Initial Calibration %RSD	31.0%	<10%	17 UJ	Previously qualified due to blank contamination
						Acetone	Initial Calibration %RSD	76.3%	<10%	28 UJ	Previously qualified due to blank contamination
						Acrolein	Continuing Calibration %D	40.5%	<-25%	260 UJ	
00058	3-6C-EB-13 (32-34)	9/5/96	Soil	Tier II	Yes	Acrolein	Continuing Calibration %D	25.3%	<-25%	11 UJ	
						Vinyl Acetate	Continuing Calibration %D	55.0%	<-25%	22 UJ	
						Methacrylonitrile	Continuing Calibration %D	32.4%	<-25%	22 UJ	
						Methyl Methacrylate	Continuing Calibration %D	28.8%	<-25%	56 UJ	
						1,2-Dibromomethane	Continuing Calibration %D	27.5%	<-25%	22 UJ	
						Methylene Chloride	Method Blank	7 J		17 U	
						Acetone	Method Blank	13 J		28 U	
						Acetonitrile	Initial Calibration RRF	0.045	>0.05	R	
						Isobutyl Alcohol	Initial Calibration RRF	0.007	>0.05	R	
						1,4-Dioxane	Initial Calibration RRF	0.002	>0.05	R	
						Methylene Chloride	Initial Calibration %RSD	31.0%	<10%	16 UJ	Previously qualified due to blank contamination
						Acetone	Initial Calibration %RSD	76.3%	<10%	29 UJ	Previously qualified due to blank contamination
						Acrolein	Continuing Calibration %D	40.5%	<-25%	250 UJ	
						Iodomethane	Continuing Calibration %D	25.3%	<-25%	11 UJ	
						Vinyl Acetate	Continuing Calibration %D	55.0%	<-25%	22 UJ	
Methacrylonitrile	Continuing Calibration %D	32.4%	<-25%	22 UJ							
Methyl Methacrylate	Continuing Calibration %D	28.8%	<-25%	55 UJ							
1,2-Dibromomethane	Continuing Calibration %D	27.5%	<-25%	22 UJ							
Methylene Chloride	Method Blank	7 J		16 U							
Acetone	Method Blank	13 J		29 U							
Acetonitrile	Method Blank	8 J		220 U							
00058	3-6C-EB-13 (34-36)	9/5/96	Soil	Tier II	Yes	Acrolein	Continuing Calibration %D	40.5%	<-25%	260 UJ	
						Iodomethane	Continuing Calibration %D	25.3%	<-25%	11 UJ	
						Vinyl Acetate	Continuing Calibration %D	55.0%	<-25%	22 UJ	
						Methacrylonitrile	Continuing Calibration %D	32.4%	<-25%	22 UJ	
						Methyl Methacrylate	Continuing Calibration %D	28.8%	<-25%	55 UJ	
						1,2-Dibromomethane	Continuing Calibration %D	27.5%	<-25%	22 UJ	
						Methylene Chloride	Method Blank	7 J		16 U	
						Acetone	Method Blank	13 J		29 U	
						Acetonitrile	Initial Calibration RRF	0.045	>0.05	R	
						Isobutyl Alcohol	Initial Calibration RRF	0.007	>0.05	R	
						1,4-Dioxane	Initial Calibration RRF	0.002	>0.05	R	
						Methylene Chloride	Initial Calibration %RSD	31.0%	<10%	16 UJ	Previously qualified due to blank contamination
						Acetone	Initial Calibration %RSD	76.3%	<10%	22 UJ	Previously qualified due to blank contamination
						Acrolein	Continuing Calibration %D	27.1%	<-25%	220 UJ	
						Dichlorodifluoromethane	Continuing Calibration %D	29.7%	<-25%	11 UJ	
Methylene Chloride	Method Blank	14 J		16 U							
Acetone	Method Blank	9 J		22 U							
Acetonitrile	Method Blank	13 J		220 U							
00058	3-6C-EB-10(J-1)	9/5/96	Soil	Tier II	Yes	Acrolein	Continuing Calibration %D	40.5%	<-25%	260 UJ	
						Iodomethane	Continuing Calibration %D	25.3%	<-25%	11 UJ	
						Vinyl Acetate	Continuing Calibration %D	55.0%	<-25%	22 UJ	
						Methacrylonitrile	Continuing Calibration %D	32.4%	<-25%	22 UJ	
						Methyl Methacrylate	Continuing Calibration %D	28.8%	<-25%	56 UJ	
						1,2-Dibromomethane	Continuing Calibration %D	27.5%	<-25%	22 UJ	
						Methylene Chloride	Method Blank	7 J		17 U	
						Acetone	Method Blank	13 J		22 U	
						Acetonitrile	Initial Calibration RRF	0.045	>0.05	R	
						Isobutyl Alcohol	Initial Calibration RRF	0.007	>0.05	R	
						1,4-Dioxane	Initial Calibration RRF	0.002	>0.05	R	
						Methylene Chloride	Initial Calibration %RSD	31.0%	<10%	16 UJ	Previously qualified due to blank contamination
						Acetone	Initial Calibration %RSD	76.3%	<10%	17 UJ	Previously qualified due to blank contamination
						Acrolein	Continuing Calibration %D	27.1%	<-25%	220 UJ	
						Dichlorodifluoromethane	Continuing Calibration %D	29.7%	<-25%	11 UJ	
Methylene Chloride	Method Blank	14 J		16 U							
Acetone	Method Blank	9 J		22 U							
Acetonitrile	Method Blank	13 J		220 U							

TABLE 1  
GENERAL ELECTRIC COMPANY - PITTSFIELD, MASSACHUSETTS  
REMEDIAL INVESTIGATION - BUILDING 68 AREA

ANALYTICAL DATA VALIDATION SUMMARY  
(Results are presented in parts per billion, ppb)

SDG#	Sample IDs	Date Collected	Matrix	Validation Level	Qualification	Compound	QA/QC Parameter	Value	Control Limits	Qualified Result	Notes
00558	3-6C-EB-DUP-1 cont	9/5/96	Soil	Tier II	Yes	Methyl Methacrylate	Continuing Calibration %D	28.8%	<25%	57 UJ	Duplicate of 3-6C-EB-13 (6-8)
						1,2-Dibromooethane	Continuing Calibration %D	27.5%	<25%	23 UJ	Duplicate of 3-6C-EB-13 (6-8)
						Methylene Chloride	Method Blank	7 J		17 UJ	Duplicate of 3-6C-EB-13 (6-8)
						Acetone	Method Blank	13 J		27 UJ	Duplicate of 3-6C-EB-13 (6-8)
						Acetonitrile	Method Blank	8 J		23 UJ	Duplicate of 3-6C-EB-13 (6-8)
						Acetone	Method Blank	14 J		15 UJ	
						Propionitrile	Initial Calibration RRF	0.042	>0.05	R	
						Isobutyl Alcohol	Initial Calibration RRF	0.004	>0.05	R	
						Methyl Methacrylate	Initial Calibration RRF	0.048	>0.05	R	
						1,4-Dioxane	Initial Calibration RRF	0.001	>0.05	R	
0058B	RB-09-05-96	9/5/96	Water	Tier II	Yes	2-Butanone	Continuing Calibration RRF	0.036	>0.05	R	
						Acrolein	Continuing Calibration RRF	0.040	>0.05	R	
						4-Methyl-2-pentanone	Continuing Calibration %D	26.0%	<25%	10 UJ	
						2-Hexanone	Continuing Calibration %D	27.6%	<25%	15 UJ	
						Vinyl Acetate	Continuing Calibration %D	56.2%	<25%	10 UJ	
						Propionitrile	Initial Calibration RRF	0.042	>0.05	R	
						Isobutyl Alcohol	Initial Calibration RRF	0.004	>0.05	R	
						Methyl Methacrylate	Initial Calibration RRF	0.048	>0.05	R	
						1,4-Dioxane	Initial Calibration RRF	0.001	>0.05	R	
						2-Butanone	Continuing Calibration RRF	0.036	>0.05	R	
00558	3-6C-EB-13 (20-22)	9/6/96	Soil	Tier II	Yes	4-Methyl-2-pentanone	Continuing Calibration %D	26.0%	<25%	10 UJ	
						2-Hexanone	Continuing Calibration %D	27.6%	<25%	15 UJ	
						Vinyl Acetate	Continuing Calibration %D	56.2%	<25%	10 UJ	
						Propionitrile	Initial Calibration RRF	0.045	>0.05	R	
						Isobutyl Alcohol	Initial Calibration RRF	0.007	>0.05	R	
						1,4-Dioxane	Initial Calibration RRF	0.002	>0.05	R	
						Methylene Chloride	Initial Calibration %RSD	31.0%	<30%	20 UJ	Previously qualified due to blank contamination
						Acetone	Initial Calibration %RSD	76.3%	<30%	66 UJ	Previously qualified due to blank contamination
						Acrolein	Continuing Calibration RRF	0.034	>0.05	R	
						00558	3-6C-EB-13 (8-10)	9/6/96	Soil	Tier II	Yes
trans-1,3-Dichloropropene	Continuing Calibration %D	30.4%	<25%	18 UJ							
4-Methyl-2-pentanone	Continuing Calibration %D	34.6%	<25%	30 UJ							
2-Hexanone	Continuing Calibration %D	44.5%	<25%	42 UJ							
1,1,2,2-Tetrachloroethane	Continuing Calibration %D	30.9%	<25%	12 UJ							
Acrylonitrile	Continuing Calibration %D	28.5%	<25%	25 UJ							
Vinyl Acetate	Continuing Calibration %D	69.5%	<25%	24 UJ							
Methylacrylonitrile	Continuing Calibration %D	25.3%	<25%	24 UJ							
2-Chloroethylvinyl ether	Continuing Calibration %D	31.0%	<25%	18 UJ							
trans-1,4-Dichloro-2-butene	Continuing Calibration %D	37.9%	<25%	34 UJ							
00558	3-6C-EB-13 (8-10)	9/6/96	Soil	Tier II	Yes	1,2-Dibromo-3-chloropropane	Continuing Calibration %D	28.2%	<25%	60 UJ	
						Methylene Chloride	Method Blank	10 J		18 UJ	
						Acetone	Method Blank	28 J		42 UJ	
						Acetonitrile	Method Blank	15 J		24 UJ	
						Propionitrile	Initial Calibration RRF	0.045	>0.05	R	
						Isobutyl Alcohol	Initial Calibration RRF	0.007	>0.05	R	
						1,4-Dioxane	Initial Calibration RRF	0.002	>0.05	R	
						Methylene Chloride	Initial Calibration %RSD	31.0%	<30%	20 UJ	Previously qualified due to blank contamination
						Acetone	Initial Calibration %RSD	76.3%	<30%	66 UJ	Previously qualified due to blank contamination
						Acrolein	Continuing Calibration RRF	0.034	>0.05	R	

TABLE 1  
GENERAL ELECTRIC COMPANY - PITTSFIELD, MASSACHUSETTS  
REMEDIAL INVESTIGATION - BUILDING 68 AREA  
ANALYTICAL DATA VALIDATION SUMMARY  
(Results are presented in parts per billion, ppb)

SDGH	Sample IDs	Date Collected	Matrix	Validation Level	Qualification	Compound	QA/QC Parameter	Value	Control Limits	Qualified Result	Notes
00038 VOCs continued	J-6C-EB-13 (8-10)	9/6/96	Soil	Tier II	Yes	Methacrylonitrile	Continuing Calibration %D	25.3%	<25%	25 UJ	
						2-Chloroethylvinyl ether	Continuing Calibration %D	33.0%	<25%	19 UJ	
						trans-1,4-Dichloro-2-butene	Continuing Calibration %D	37.9%	<25%	25 UJ	
						1,2-Dibromo-3-chloropropane	Continuing Calibration %D	28.2%	<25%	62 UJ	
						Methylene Chloride	Method Blank	10.7		19 UJ	
						Acetone	Method Blank	28.1		29 UJ	
						Acetonitrile	Method Blank	15.1		250 UJ	
						Acrolein	Initial Calibration RRF	0.031	>0.05	R	
						Acetonitrile	Initial Calibration RRF	0.027	>0.05	R	
						Propionitrile	Initial Calibration RRF	0.028	>0.05	R	
00024 SYNCH	685-3 (8-10)	8/7/96	Soil	Tier II	Yes	1,4-Benzene-diamine	Initial Calibration RRF	0.024	>0.05	R	
						4-Nitroquinoline-1-oxide	Initial Calibration RRF	0.038	>0.05	R	
						Benzidine	Initial Calibration %RSD	39.3%	<30%	2000 UJ	
						Methyl Methanesulfonate	Continuing Calibration %D	39.1%	<25%	880 UJ	
						Hexachlorocyclopentadiene	Continuing Calibration %D	39.9%	<25%	810 UJ	
						Dibenz(a,h)anthracene	Continuing Calibration %D	40.8%	<25%	540 UJ	
						Benzofluoranthene	Continuing Calibration %D	77.8%	<25%	170 UJ	
						1,4-Benzene-diamine	Initial Calibration RRF	0.024	>0.05	R	
						4-Nitroquinoline-1-oxide	Initial Calibration RRF	0.038	>0.05	R	
						00024	685-4 (0-2) cont.	8/8/96	Soil	Tier II	Yes
Methyl Methanesulfonate	Continuing Calibration %D	42.4%	<25%	3800 UJ							
1,4-Dimethylphenethylamine	Continuing Calibration %D	117.0%	<25%	3600 UJ							
Hexachlorocyclopentadiene	Continuing Calibration %D	30.1%	<25%	3600 UJ							
4-Nitrophenol	Continuing Calibration %D	41.5%	<25%	24000 UJ							
1-Naphthylamine	Continuing Calibration %D	26.1%	<25%	7600 UJ							
1,2-Diphenylhydrazine	Continuing Calibration %D	26.0%	<25%	3700 UJ							
Methapyrene	Continuing Calibration %D	46.7%	<25%	7000 UJ							
Aramite	Continuing Calibration %D	31.4%	<25%	3600 UJ							
Chlorobenzilate	Continuing Calibration %D	30.4%	<25%	3800 UJ							
00024	J-6C-3	8/9/96	Soil	Tier II	Yes	Benzofluoranthene	Internal Standard Area	5985	19584-78338	R	Perylene-d12 internal standard area was below limits
						Benzofluoranthene	Internal Standard Area	5985	19584-78338	R	Perylene-d12 internal standard area was below limits
						Benzofluoranthene	Internal Standard Area	5985	19584-78338	R	Perylene-d12 internal standard area was below limits
						Benzofluoranthene	Internal Standard Area	5985	19584-78338	R	Perylene-d12 internal standard area was below limits
						Benzofluoranthene	Internal Standard Area	5985	19584-78338	R	Perylene-d12 internal standard area was below limits
						Benzofluoranthene	Internal Standard Area	5985	19584-78338	R	Perylene-d12 internal standard area was below limits
						Benzofluoranthene	Internal Standard Area	5985	19584-78338	R	Perylene-d12 internal standard area was below limits
						Benzofluoranthene	Internal Standard Area	5985	19584-78338	R	Perylene-d12 internal standard area was below limits
						Benzofluoranthene	Internal Standard Area	5985	19584-78338	R	Perylene-d12 internal standard area was below limits
						Benzofluoranthene	Internal Standard Area	5985	19584-78338	R	Perylene-d12 internal standard area was below limits
00024	685-3 (8-10)	8/7/96	Soil	Tier II	Yes	1,4-Benzene-diamine	Initial Calibration RRF	0.024	>0.05	R	
						4-Nitroquinoline-1-oxide	Initial Calibration RRF	0.038	>0.05	R	
						Benzidine	Initial Calibration %RSD	39.3%	<30%	2100 UJ	
						Methyl Methanesulfonate	Continuing Calibration %D	39.1%	<25%	1000 UJ	
						Hexachlorocyclopentadiene	Continuing Calibration %D	39.9%	<25%	970 UJ	
						Dibenz(a,h)anthracene	Continuing Calibration %D	40.8%	<25%	610 UJ	
						Benzofluoranthene	Continuing Calibration %D	77.8%	<25%	910 UJ	
						1,4-Dichlorobenzene	Linear Range	38000 E		54000 D	Result for 3-6C-3DL used
						1,4-Dichlorobenzene	Linear Range	8900 E		17000 D	Result for 3-6C-3DL used
						1,2,4-Trichlorobenzene	Linear Range	14000 E		7700 D	Result for 3-6C-3DL used

TABLE 1  
GENERAL ELECTRIC COMPANY - PITTSFIELD, MASSACHUSETTS

REMEDIAL INVESTIGATION - BUILDING 66 AREA

ANALYTICAL DATA VALIDATION SUMMARY  
(Results are presented in parts per billion, ppb)

SDG#	Sample IDs	Date Collected	Matrix	Validation Level	Qualification	Compound	QA/QC Parameter	Value	Control Limits	Qualified Result	Notes									
00024 SVOCs continued	3-6C-4	8/9/96	Soil	Tier II	Yes	1,4-Dichlorobenzene	MS/MSD %R	16%/31%	<28-104%	1500 UJ										
						1,2,4-Trichlorobenzene	MS/MSD %R	0.0%/20.0%	38-107%	5700 UJ										
						1,4-Benzendiamine	Initial Calibration RRF	0.028	>0.05	R										
						4-Nitroquinoline-1-oxide	Initial Calibration RRF	0.038	>0.05	R										
						Benzidine	Initial Calibration %RSD	0.393	<10%	2000 UJ										
						1,2,4,5-Tetrachlorobenzene	Linear Range	8700 E		21000 D	Result for 3-6C-4DL used									
						Pentachlorobenzene	Continuing Calibration %D	39.1%	<25%	900 UJ										
						Methyl Methanesulfonate	Continuing Calibration %D	39.9%	<25%	830 UJ										
						Hexachlorocyclopentadiene	Continuing Calibration %D	40.8%	<25%	550 UJ										
						Dibenz(a,h)anthracene	Continuing Calibration %D	77.8%	<25%	790 UJ										
00065	3-6C-11 (0-2-3)	9/4/96	Soil	Tier II	Yes	1,4-Dimethylphenethylamine	Initial Calibration RRF	0.048	>0.05	R										
						2,4-Dinitrophenol	Continuing Calibration %D	28.9%	<25%	2300 UJ										
						4-Nitrophenol	Continuing Calibration %D	30.4%	<25%	6100 UJ										
						2-Naphthylamine	Continuing Calibration %D	51.5%	<25%	1200 UJ										
						1-Naphthylamine	Continuing Calibration %D	58.2%	<25%	1900 UJ										
						4-Aminoobiphenyl	Continuing Calibration %D	45.2%	<25%	760 UJ										
						Benzidine	Continuing Calibration %D	89.3%	<25%	2200 UJ										
						3,3'-Dimethylbenzidine	Continuing Calibration %D	51.9%	<25%	1300 UJ										
						1,4-Dimethylphenethylamine	Initial Calibration RRF	0.048	>0.05	R										
						2,4-Dinitrophenol	Continuing Calibration %D	28.9%	<25%	2200 UJ										
00065	3-6C-EB-13 (20-22)	9/5/96	Soil	Tier II	Yes	1,4-Dichlorobenzene	MS/MSD %R	23.0%/22.0%	36-97%	850 UJ										
						1,4-Dimethylphenethylamine	Initial Calibration RRF	0.048	>0.05	R										
						2,4-Dinitrophenol	Continuing Calibration %D	28.9%	<25%	2000 UJ										
						4-Nitrophenol	Continuing Calibration %D	30.4%	<25%	5300 UJ										
						2-Naphthylamine	Continuing Calibration %D	51.5%	<25%	1000 UJ										
						1-Naphthylamine	Continuing Calibration %D	58.2%	<25%	1700 UJ										
						4-Aminoobiphenyl	Continuing Calibration %D	45.2%	<25%	490 UJ										
						Benzidine	Continuing Calibration %D	89.3%	<25%	1900 UJ										
						3,3'-Dimethylbenzidine	Continuing Calibration %D	51.9%	<25%	1200 UJ										
						1,4-Dimethylphenethylamine	Initial Calibration RRF	0.048	>0.05	R										
00065	3-6C-EB-13 (20-22) cont	9/5/96	Soil	Tier II	Yes	1,4-Dichlorobenzene	MS/MSD %R	23.0%/22.0%	36-97%	850 UJ										
						1,4-Dimethylphenethylamine	Initial Calibration RRF	0.048	>0.05	R										
						2,4-Dinitrophenol	Continuing Calibration %D	28.9%	<25%	2000 UJ										
						4-Nitrophenol	Continuing Calibration %D	30.4%	<25%	5300 UJ										
						2-Naphthylamine	Continuing Calibration %D	51.5%	<25%	1000 UJ										
						1-Naphthylamine	Continuing Calibration %D	58.2%	<25%	1700 UJ										
						4-Aminoobiphenyl	Continuing Calibration %D	45.2%	<25%	490 UJ										
						Benzidine	Continuing Calibration %D	89.3%	<25%	1900 UJ										
						3,3'-Dimethylbenzidine	Continuing Calibration %D	51.9%	<25%	1200 UJ										
						1,4-Dimethylphenethylamine	Initial Calibration RRF	0.048	>0.05	R										
C61101107	3-6C-EB-13	9/8/96	Water	Tier II	Yes	Bis(2-ethylhexyl)phthalate	Method Blank	1 J	10 UJ	10 UJ										
						N-Nitrosopyridine	Initial Calibration %RSD	30.4%	<10%	10 UJ										
						O-Toluidine	Initial Calibration %RSD	31.3%	<10%	10 UJ										
						2,4-Dinitrophenol	Initial Calibration %RSD	59.8%	<10%	25 UJ										
						4-Nitrophenol	Initial Calibration %RSD	31.5%	<10%	25 UJ										
						Benz(a)fluoranthene	Initial Calibration %RSD	31.1%	<10%	10 UJ										
						Dioxins/Furans	68S-38-10	8/7/96	Soil	Tier II	No									
												68S-40-2								
												3-6C-3								
												3-6C-4								
3-6C-EB-13 (20-22)																				
3-6C-EB-13 (8-10)																				

TABLE 1  
GENERAL ELECTRIC COMPANY - PITTSFIELD, MASSACHUSETTS

REMEDIAL INVESTIGATION - BUILDING 68 AREA

ANALYTICAL DATA VALIDATION SUMMARY  
(Results are presented in parts per billion, ppb)

SDC#	Sample IDs	Date Collected	Matrix	Validation Level	Qualification	Compound	QA/QC Parameter	Value	Control Limits	Qualified Result	Notes
<b>Drums/Furans continued</b>											
C6100107	3-6C-EB-13	9/9/96	Water	Tier II	No						
<b>Metals</b>											
22	3-6C-3	8/9/96	Soil	Tier II	Yes	Sb	MS %R	54.1%	75-125%	0.74 J	
						Pb	MS %R	0%	75-125%	82.4 J	
						Hg	MS %R	73.5%	75-125%	0.19 J	
22	3-6C-4	8/9/96	Soil	Tier II	Yes	Sb	MS %R	54.10%	75-125%	0.29 UJ	
						Pb	MS %R	0%	75-125%	4.7 J	
						Hg	MS %R	73.50%	75-125%	0.13 UJ	
22	68S-38-10	8/9/96	Soil	Tier II	Yes	Sb	MS %R	54.10%	75-125%	0.39 J	
						Pb	MS %R	0%	75-125%	193 J	
						Hg	MS %R	73.5%	75-125%	0.26 J	
22	68S-40-2	8/9/96	Soil	Tier II	Yes	Sb	MS %R	54.1%	75-125%	7.2 J	
						Pb	MS %R	0%	75-125%	1010 J	
						Hg	MS %R	73.5%	75-125%	6.1 J	
76	3-6C-EB-13 (20-22)	9/5/96	Soil	Tier II	Yes	Sb	MS %R	56.0%	75-125%	0.31 J	
						Ag	MS %R	15.6%	75-125%	R	
76	3-6C-EB-13 (8-10)	9/5/96	Soil	Tier II	No						
C6100107	3-6C-EB-13	9/9/96	Water	Tier II	No						
C6100107	3-6C-EB-13 (filtered)	9/9/96	Water	Tier II	No						
<b>Wet Chemistry</b>											
051796BBL	3-6C-1 (0.5-6')	5/14/96	Soil	Tier II	No						
051696BBL	3-6C-1 (0.5-6')	5/14/96	Soil	Tier II	No						
051796BBL	3-6C-2 (0.5-6')	5/17/96	Soil	Tier I	No						
051796BBL	3-6C-3 (0.5-6')	5/17/96	Soil	Tier I	No						
051796BBL	3-6C-3 (0.5-6')	5/17/96	Soil	Tier I	No						
051796BBL	3-6C-3 (0.5-6')	5/17/96	Soil	Tier I	No						
051796BBL	3-6C-4 (0.5-6')	5/17/96	Soil	Tier I	No						
051796BBL	3-6C-4 (0.5-6')	5/17/96	Soil	Tier I	No						
051796BBL	3-6C-EB-1 (0-6')	5/17/96	Soil	Tier I	No						
051796BBL	3-6C-EB-2 (0-6')	5/17/96	Soil	Tier I	No						
25	3-6C-3	8/9/96	Soil	Tier II	Yes	Cyanide	MS %R	54.5%	75-125%	0.73 UJ	
25	3-6C-4	8/9/96	Soil	Tier II	Yes	Cyanide	MS %R	54.5%	75-125%	0.65 UJ	
25	68S-3 (8-10)	8/9/96	Soil	Tier II	Yes	Cyanide	MS %R	54.5%	75-125%	0.66 UJ	
25	68S-4 (0-2)	8/9/96	Soil	Tier II	Yes	Cyanide	MS %R	54.5%	75-125%	0.55 UJ	
089483	3-6C-EB-13 (20-22)	9/5/96	Soil	Tier II	Yes	Cyanide	MS %R	54.5%	75-125%	0.55 UJ	
089483	3-6C-EB-13 (20-22)	9/5/96	Soil	Tier II	No	Cyanide	MS %R	60.4%	75-125%	1.1 UJ	
089483	3-6C-EB-13 (8-10)	9/5/96	Soil	Tier II	No						
C6100107	3-6C-EB-13	9/9/96	Water	Tier II	No						

Notes

1. R - Sample result rejected due to major deficiency in data generation procedure
2. J - The compound was detected at a concentration less than the associated detection or quantitation limit
3. UJ - The compound or analyte was analyzed for, but was not detected. The sample quantitation limit was adjusted for dilution and percent moisture
4. UJ - The compound or analyte was not detected above the reported sample quantitation limit, however, the reported limit is approximate and may not represent the actual level of quantitation.

TABLE 2

**GENERAL ELECTRIC COMPANY  
PITTSFIELD, MASSACHUSETTS**

**BUILDING 68 REMOVAL ACTION  
COMPARISON OF USEPA SPLIT SAMPLES**

Sample ID	GE Laboratory Total PCB Result	USEPA Laboratory Total PCB Result	RPD
<i>Sediment/Soil Samples (ppm)</i>			
68-POST-RIV-6	7.93 J	20.2 J	87.2%
68-POST-RIV-10	61.1 J	300 J	132.0%
68-POST-RIV-12A	1730 J	3400 J	65.1%
68-POST-RIV-12B	2240	2700	18.6%
68-POST-RIV-19A	304 J	81 J	116.0%
68-POST-RIV-15A	359 J	950 J	90.3%
68-POST-RIV-17B	5.83	4.6	23.6%
68-POST-RIV-21B	2.66	3.1	15.3%
68-POST-RIV-35A	1.52 J	4.7 J	102.0%
68-POST-RIV-30A	19.2	18	6.5%
68-POST-RIV-46	14.4 J	37 J	87.9%
68-POST-RIV-43A	5.58 J	3.0 J	60.1%
68-POST-RIV-44A	2.23	2.1	6.0%
68-POST-RB-3	907	1300	35.6%
68-POST-RB-11	2030	2200	8.0%
<i>Water Samples (ppb)</i>			
68-09-19-97-D1	0.393	<0.5	---
68-09-19-97-U1	<0.022	<0.5	---
68-09-26-97-D1	0.447	<0.5	---
68-09-26-97-U1	<0.022	<0.5	---
68-10-02-97-D1	0.32	<0.5	---
68-10-02-97-U1	<0.022	<0.5	---
68-10-09-97-D1	0.284 J	0.52 J	58.7%
68-10-09-97-U1	<0.022	<0.5	---
68-10-16-97-D1	0.035	<0.5	---
68-10-16-97-U1	<0.022	<0.5	---
68-10-23-97-D1	0.49	<0.5	---
68-10-23-97-U1	<0.052	<0.5	---
68-10-30-97-D1	0.03	<0.48	---
68-10-30-97-U1	<0.022	<0.48	---
68-11-06-97-D1	0.037	<0.47	---
68-11-06-97-U1	<0.022	<0.48	---
68-11-13-97-D1	0.077 J	1.4 J	179.0%
68-11-13-97-U1	<0.022	<0.5	---
68-11-20-97-D1	0.246 J	1.2 J	132.0%
68-11-20-97-U1	<0.022	<0.48	---
68-11-26-97-D1	0.091	<0.48	---
68-11-26-97-U1	<0.022	<0.53	---
RB-7	<0.022	<0.5	---

Notes:

NR Not Received  
 ppm Parts Per Million (milligrams per kilogram)  
 ppb Parts Per Billion (micrograms per liter)