



THE OVERTURE GALLERY OF SEATING

A BUYER'S SOURCE GUIDE

PRICES EFFECTIVE JUNE 2006

UNICOR



**Freedom
Chair**



**CXO
Chair**



**Legacy I
Chair**



**Legacy II
Chair**



**Classic Ergo
Chair**



**Tempo
Chair**



**Budget
Chair**



**Sonata
Chair**



**24/7
Chair**



**Executive Leather
Chair**



**Minuet
Seating**



**Stanza
Chair**



**Matchmaker Wood
Chair**



**Matchmaker
Chair**



**Banker's
Chair**



**B Sharp
Chair**



**Soprano
Seating**



**Queen's English
Seating**



**Queen Anne
Chair**



**Torsion on The Go
Chair**



**Rapture
Chair**



**Chorale I
Chair**



**Chorale II and III
Chair**



**Matrix
Chair**



**SXO
Chair**



**LXO
Chair**



**Piretti Stacker
Chair**



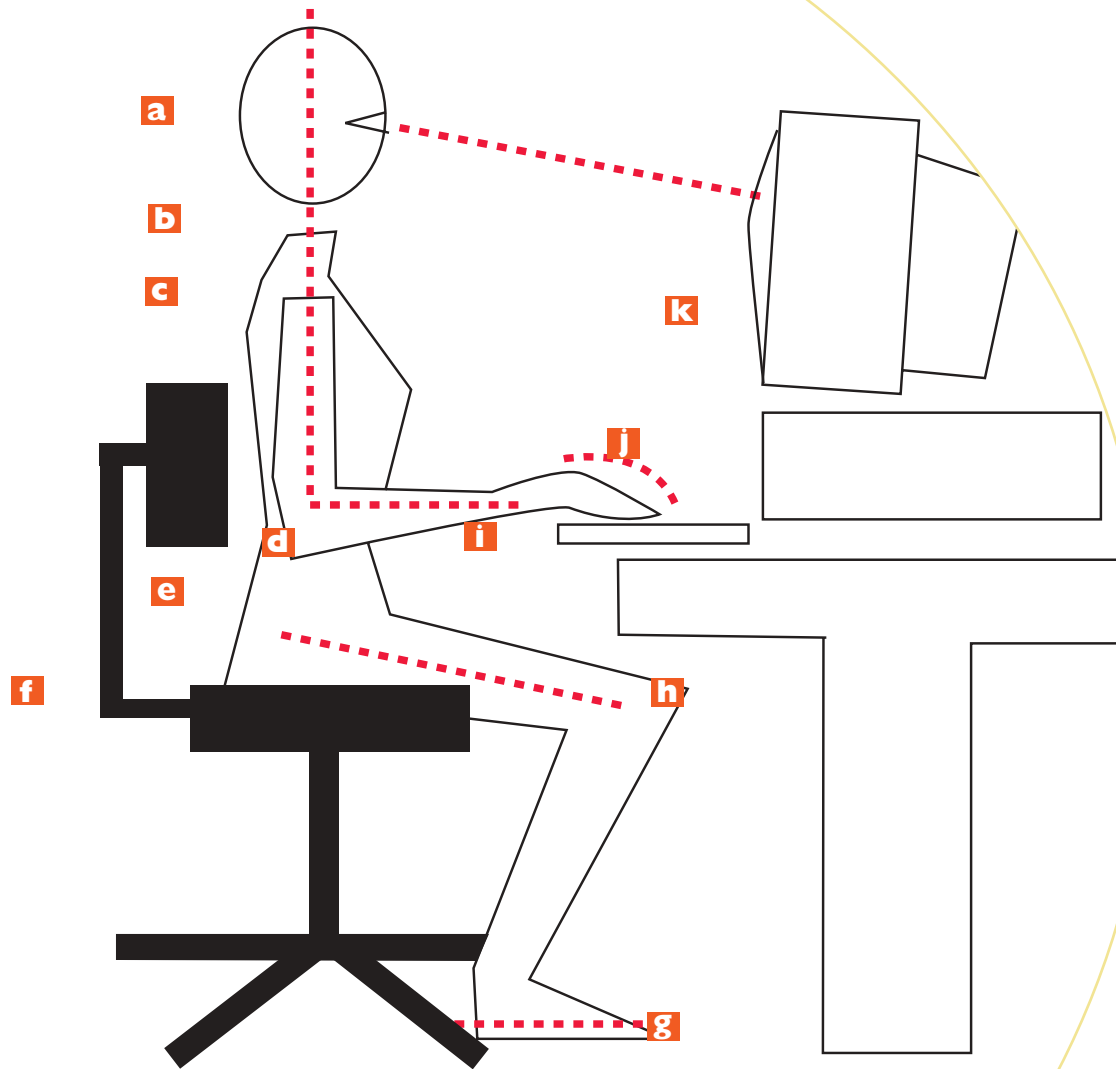
**Executive Faux
Leather Chair**



**Minuet II
Seating**



**XO Series
Chairs**



THE ERGONOMICALLY POSITIONED WORKSTATION

PREVENTING WORK-RELATED MUSCULOSKELETAL DISORDERS

Many posture problems are easily corrected and/or avoided with a fully adjustable chair and a computer screen that tilts and adjusts to avoid awkward positions.

All UNICOR/Office Furniture Group task seating supports ergonomically correct work environments by providing the selections and choices needed to ensure correct posture.

- a** HEAD
Directly over shoulders,
without straining forward or
backward, about an arm's
length from the screen.
- b** NECK
Elongated and relaxed.
- c** SHOULDERS
Kept down, with the chest
open and wide.
- d** ELBOWS
Relaxed at a 90 degree angle.
- e** BACK
Upright or inclined slightly
forward from the hips.
Maintain the slight natural
curve of the lower back.
- f** CHAIR
Sloped slightly forward to
facilitate proper knee position.
- g** FEET
Firmly planted on the floor. A
footrest may be needed.
- h** KNEES
Slightly lower than the hips.
- i** WRISTS
Relaxed in a neutral position,
without being flexed either
up or down.
- j** FINGERS
Slightly curved.
- k** SCREEN
At eye level or slightly lower.



UNICOR/Office Furniture Group



A few tips can prevent

work-related repetitive stress injuries:

- Use a fully adjustable UNICOR chair to ensure correct posture
- Use wrist rests
- Take a short break every hour

Remember: In most cases, it's much

easier to prevent musculoskeletal

disorders than to treat or cure them.

For more information on ergonomics,

visit www.osha.gov



Ergonomics and posture in the workplace

Over the last several years, more and more American workers have been spending their days in an office environment, much of that time in front of a computer. This makes it even more important for employers to understand ergonomics and to choose office furnishings, tools and supplies that will meet the needs of their employees.

So what is ergonomics?

Ergonomics is the study of the relationship between workers and their environment, including the tools they use, the chair they sit in, and the design of their computers and workstations. In short, it's the science of fitting the job to the worker. According to OSHA, when the physical demands of the job don't mesh with the physical abilities of the worker, it can result in musculoskeletal disorders such as back pain and repetitive strain injuries.

Why is ergonomics so important?

Along with good posture, ergonomics is key to the prevention of these workplace-related disorders. In 1999, the Bureau of Labor Statistics reported 582,300 musculoskeletal injuries that resulted in missed work. While the numbers continue to decrease, musculoskeletal disorders still account for approximately one-third of all work-related injuries, with office workers making up one of the largest groups of sufferers.

Preventing work-related musculoskeletal disorders

Back Problems

Back pain is a problem for workers who sit at a desk or other type of workstation all day. The pain is caused in part by poor posture, which can:

- *Put undue stress on the spine*
- *Cause tension of the neck, shoulder, back and chest muscles*
- *Constrict the digestive and respiratory organs*
- *Lead to fatigue and a lack of concentration*

*Many posture problems are easily corrected and/or avoided with a **fully adjustable chair and a computer screen that tilts and adjusts to avoid awkward positions.***

Repetitive Strain Injuries

Hand, finger and wrist pain can be caused by repetitive movements over long periods of time. Some of the many repetitive strain injuries include:

- *Carpal Tunnel Syndrome*
- *Cumulative Trauma Disorder*
- *Tendonitis*
- *Bursitis*



FCMB00 (Black)


FREEDOM TASK & CONFERENCE SEATING



High Back Task Chair



Mid Back Task Chair



The Freedom collection will liberate you from the confines of ordinary office seating. State-of-the-art advanced ergonomic seating automatically adjusts to support your body as it moves from task to task. Freedom is more than just a chair: It is a high-performance work tool, utilizing technology to maximize the natural, spontaneous movement—movement essential for a healthy body and a comfortable and productive day's work.

FREEDOM SERIES STANDARD FEATURES AND FUNCTIONS:

- contemporary metal frame construction
- convenient transport handle
- upholstered foam seat and back
- pneumatic single level height adjustment
- adjustable seat depth
- intelligent synchro mechanism
- height-adjustable synchronized arms
- finger tip adjustable arms
- urethane soft gel armrest
- adjustable passive lumbar back support
- passive recline support
- position sensitive headrest (high back model only)
- carpet casters

STYLES:

- task
- conference

FINISH:

- graphite

STANDARDS:

- meets or exceeds ANSI/BIFMA
- EPA emissions ASTM D5116
- fabric abrasion ASTM D4966
- California 117 Fire Safety

OPTIONS:

- California 133 Fire Safety — additional cost
- upholstered gel seat pan
- height range of pneumatic cylinder
- forward tilt (check for availability)
- advance pivoting arm rest
- glides
- foot ring (saddle stool)
- hard floor casters

STANDARD OFFERING

HIGH BACK TASK CHAIR

Overall Height: 56"
 Seat Height: 16" – 21"
 Seat Size: 21"w x 20"d
 Back Size: 20½"w x 21"h

product no. upholstery
 FCHB
A **B**

MID BACK TASK CHAIR

Overall Height: 41½"
 Seat Height: 16" – 21"
 Seat Size: 21"w x 20"d
 Back Size: 20½"w x 20"h

product no. upholstery
 FCMB
A **B**

HOW TO BUILD A MODEL NUMBER:

- A** — Select a chair style indicated by the product number.
- B** — Select fabric or leather upholstery.

THE OVERTURE SEATING COLLECTION — FREEDOM SERIES

INTELLIGENT HEADREST

Freedom's dynamic, position-sensitive headrest moves into place as you recline and out of the way as you sit upright. Its contours cradle your neck for unmatched comfort.



Headrest height can easily be set within a 5-inch range to fit virtually any user.

INSTANTLY ADJUSTABLE ARMRESTS

Body-friendly armrests adjust in sync to keep you in balance.

Adjustment is accomplished instantly with a simple, one-handed motion. With an expansive height range of 7 inches that includes below-thigh-level positioning, armrests can quickly move into the ideal position for any task.



PASSIVE RECLINE SUPPORT

Freedom incorporates an intelligent mechanism that senses the weight of the user and automatically adjusts to provide optimal support in every seated position — without knobs, locks or levers. The recline ranges from 6° forward to 27° back, providing maximum flexibility and constant support.



FREEDOM—TASK AND CONFERENCE SEATING PRODUCT OPTIONS

BACK STYLE

HB HIGH BACK CHAIR WITH HEADREST
 MB MID BACK CHAIR

ARMREST STYLE

VA HEIGHT ADJUSTMENT GEL ARMREST (Standard)
 VG HEIGHT ADJUSTMENT UPHOLSTERED GEL ARMREST
 AA ADVANCED TASK ARMS URETHANE GEL ARMREST

SEAT PAN STYLE

UF UPHOLSTERED FOAM SEAT PAN (Standard)
 UG UPHOLSTERED GEL SEAT PAN

MECHANISM TYPE

SM MECHANISM (Standard)
 TM TILT MECHANISM**

SEAT HEIGHT CYLINDER

S NORMAL RANGE (16" - 21") (Standard)
 L LOW RANGE (14½" - 19½")
 H HIGH RANGE (17" - 22")

CASTERS TYPE

C CARPET CASTERS (Standard)
 H HARD FLOOR CASTERS

FABRIC COLOR CODE*

00 BLACK (Standard) 02 BLUE (Standard)
 03 BURGUNDY (Standard) 04 BLACK LEATHER (Standard)

SHIPPING


FOB DESTINATION

CUSTOM OPTIONS ARE IN SHADED AREA

upholstery swatches and codes*



frame finish



*Available in these fabrics only

**Check for availability

Product Numbering for a Custom Chair

EXAMPLE

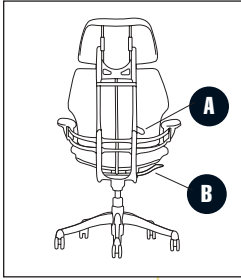
For a custom chair, you would make choices resulting in a 14-character product number like this:

FC-HB-AA-UG-SM-S-C-00

1. Always start with FC (Freedom Chair)
2. Choose **Back** style code
3. Choose **Armrest** style code
4. Choose **Seat Pan** style code
5. Choose **Mechanism** style code
6. Choose **Seat Height Cylinder** style code
7. Choose **Caster** style code
8. Choose **Fabric** style code

STANDARD FEATURES

CHAIR ADJUSTMENTS

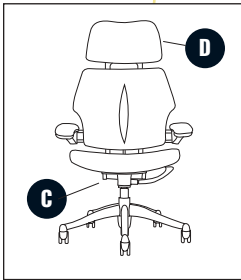


BACK HEIGHT ADJUSTMENT

A. While seated, grasp backrest with both hands on lower corners. Squeeze handle at right with fingertips and move backrest to most comfortable height.

SEAT HEIGHT ADJUSTMENT

B. Lift up on lever under right side of seat cushion and position chair to desired height.

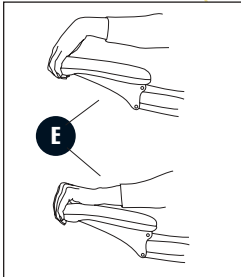


SEAT DEPTH ADJUSTMENT

C. Lift up on lever under forward edge of seat and slide seat to desired position.

HEADREST ADJUSTMENT

D. Grasp headrest with both hands and move to desired position.



ARM REST ADJUSTMENT

E. To raise gently pull upward on the armrests and raise to desired position. They will automatically lock in place when released. To lower, place hand on armrest and rotate wrist toward you (as if revving a motorcycle) to disengage. Lower to desired position. The armrests will automatically lock in place when released.



CX06200 BL 0301

C X O SEATING



Mid back task chair with arms



High back task chair with arms



Sled base chair

**Pure comfort has never
been more attractive. With
cutting-edge styling, long-
lasting durability, and the
latest in ergonomic
technology, the CXO series of
fully-adjustable mesh chairs
combines the quality and
innovation you have come to
expect from UNICOR with the
all-day comfort you require.**

**CXO SERIES STANDARD FEATURES
AND FUNCTIONS:**

- *synchronous knee-tilt swivel mechanism with built-in seat slide depth adjuster*
- *infinite position tilt-lock*
- *flexible mesh back for comfort and support*
- *easy to use adjustable arms with lockable, finger-tip vertical, horizontal and swivel movements*
- *super soft elongated polyurethane arm pads*
- *adjustable ratchet headrest with built-in coat hook*
- *enersorb memory foam seat, lumbar and headrest*
- *contoured seat foam with waterfall design to minimize pressure on thighs*

STYLE:

- *task*

FINISH:

- *black*

STANDARDS:

- *meets or exceeds ANSI/BIFMA*
- *California Fire Code #117*

MID BACK TASK CHAIR
WITH ARMS



Overall Height: 36½" - 55"
 Seat Height: 16" - 21"
 Seat Size: 20"w x 19½" - 21½"d
 Back Size: 22"w x 22"h

product no.	finish	upholstery
CX0 6201	BL	<input type="checkbox"/> <input type="checkbox"/> <input type="checkbox"/> <input type="checkbox"/>

A **B** **C**

SLED BASE CHAIR



Overall Height: 38"
 Seat Height: 17½"
 Seat Size: 20"w x 19½"d
 Back Size: 22"w x 22"h

product no.	finish	upholstery
CX0 6202	BL	<input type="checkbox"/> <input type="checkbox"/> <input type="checkbox"/> <input type="checkbox"/>

A **B** **C**

HIGH BACK TASK CHAIR
WITH ARMS



Overall Height: 47½" - 55"
 Seat Height: 16" - 21"
 Seat Size: 20"w x 19½" - 21½"d
 Back Size: 22"w x 29½"h

product no.	finish	upholstery
CX0 6200	BL	<input type="checkbox"/> <input type="checkbox"/> <input type="checkbox"/> <input type="checkbox"/>

A **B** **C**

HOW TO BUILD A MODEL NUMBER:

- A** — Select a chair style indicated by the product number.
- B** — Select an arm and base frame finish.
- C** — Select fabric or leather upholstery.

frame finish



black- **BL**

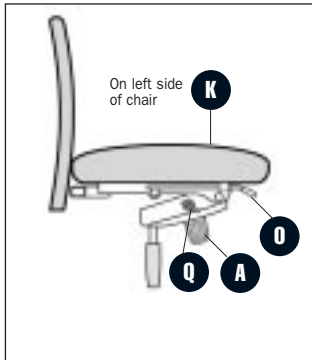
upholstery finish

Refer to "colorworks" (CATMF500) brochure for full selection of upholstery choices.

pricing

Refer to the Overture Price List for complete pricing information.

CHAIR ADJUSTMENTS



TENSION KNOB

A. Turn clockwise to increase tension, turn counter-clockwise to decrease tension.

INFINITE POSITION TILT LOCK

K. To lock chair in position, push paddle down, to allow free movement, pull paddle up.

SEAT SLIDER

O. Pull lever bar up to unlock, move seat to desired position, release lever to lock into position.

PNEUMATIC HEIGHT ADJUSTMENT

Q. To lower, turn lever. To raise, turn lever with your weight off seat.



UST2006 BLK 3511 (Sapphire)

LEGACY | SEATING

 <p><i>High Back Deluxe Task Chair with Arms and Large Seat</i></p>	 <p><i>High Back Task Chair with Arms</i></p>	 <p><i>Mid Back Task Chair with Arms</i></p>	 <p><i>Low Back Task Chair with Arms</i></p>
 <p><i>High Back Task Chair without Arms</i></p>	 <p><i>Mid Back Task Chair without Arms</i></p>	 <p><i>Low Back Task Chair without Arms</i></p>	
 <p><i>Sled Base Guest Chair with Adjustable Arms</i></p>	 <p><i>Sled Base Guest Chair without Arms</i></p>	 <p><i>Drafting Stool with Arms</i></p>	 <p><i>Drafting Stool without Arms</i></p>

The Legacy I collection

features Enersorb,[®] a unique

foam composition that

conforms to the weight and

shape of each user, helping to

dramatically reduce the

potential for fatigue—even

after hours at your desk.

Legacy I has all the

ergonomical features you

would expect to find in

premier seating collections.

**LEGACY I SERIES STANDARD FEATURES
AND FUNCTIONS:**

- *swivel tilt/forward tilt mechanism*
- *infinite position tilt lock adjustment*
- *pneumatic height adjustment*
- *manual adjustable tension control*
- *patented internal passive lumbar and lateral back support mechanism*
- *manual adjustable seat depth*
- *vertical/arm dial adjustment and horizontal/arm quick release adjustments*
- *tear drop polyurethane arm pads*
- *ratchet adjustable back*
- *Enersorb[®] (memory foam cushion seat)*
- *adjustable foot ring available on stools*
- *5 star nylon base with carpet casters*

STYLES:

- *task*
- *guest*
- *drafting*

FINISH:

- *black*

STANDARDS:

- *meets or exceeds ANSI/BIFMA*
- *California 117 Fire Safety*

OPTIONS:

- *California 133 Fire Safety — additional cost*

HIGH BACK DELUXE TASK CHAIR WITH ARMS AND LARGE SEAT



Overall Height: 42" – 50"
 Seat Height: 18" – 23"
 Seat Size: 22"w x 18" – 20"d
 Back Size: 20¼"w x 26½" – 29"h

product no.	finish	upholstery
UST2018	BLK	<input type="checkbox"/> <input type="checkbox"/> <input type="checkbox"/> <input type="checkbox"/>

A **B** **C**

not available in leather

HIGH BACK TASK CHAIR WITH ARMS



Overall Height: 42" – 50"
 Seat Height: 18" – 23"
 Seat Size: 22"w x 18" – 20"d
 Back Size: 20¼"w x 26½" – 29"h

product no.	finish	upholstery
UST2006	BLK	<input type="checkbox"/> <input type="checkbox"/> <input type="checkbox"/> <input type="checkbox"/>

A **B** **C**

not available in leather

MID BACK TASK CHAIR WITH ARMS



Overall Height: 36" – 44"
 Seat Height: 18" – 23"
 Seat Size: 20"w x 18" – 20"d
 Back Size: 19½"w x 19" – 21½"h

product no.	finish	upholstery
UST2008	BLK	<input type="checkbox"/> <input type="checkbox"/> <input type="checkbox"/> <input type="checkbox"/>

A **B** **C**

not available in leather

LOW BACK TASK CHAIR WITH ARMS



Overall Height: 34" – 42"
 Seat Height: 18" – 23"
 Seat Size: 20"w x 18" – 20"d
 Back Size: 19½"w x 17" – 19½"h

product no.	finish	upholstery
UST2005	BLK	<input type="checkbox"/> <input type="checkbox"/> <input type="checkbox"/> <input type="checkbox"/>

A **B** **C**

not available in leather

HIGH BACK TASK CHAIR WITHOUT ARMS



Overall Height: 42" – 50"
 Seat Height: 18" – 23"
 Seat Size: 20"w x 18" – 20"d
 Back Size: 20¼"w x 26½" – 29"h

product no.	finish	upholstery
UST2007	BLK	<input type="checkbox"/> <input type="checkbox"/> <input type="checkbox"/> <input type="checkbox"/>

A **B** **C**

not available in leather

MID BACK TASK CHAIR WITHOUT ARMS



Overall Height: 36" – 44"
 Seat Height: 18" – 23"
 Seat Size: 20"w x 18" – 20"d
 Back Size: 19½"w x 19" – 21½"h

product no.	finish	upholstery
UST2009	BLK	<input type="checkbox"/> <input type="checkbox"/> <input type="checkbox"/> <input type="checkbox"/>

A **B** **C**

not available in leather

LOW BACK TASK CHAIR WITHOUT ARMS



Overall Height: 34" – 42"
 Seat Height: 18" – 23"
 Seat Size: 20"w x 18" – 20"d
 Back Size: 19½"w x 17" – 19½"h

product no.	finish	upholstery
UST2004	BLK	<input type="checkbox"/> <input type="checkbox"/> <input type="checkbox"/> <input type="checkbox"/>

A **B** **C**

not available in leather

SLED BASE GUEST CHAIR WITH ADJUSTABLE ARMS



Overall Height: 37"
 Seat Height: 19½"
 Seat Size: 19½"w x 19" – 21"d
 Back Size: 19½"w x 17" – 19"h

product no.	finish	upholstery
UST2010	BLK	<input type="checkbox"/> <input type="checkbox"/> <input type="checkbox"/> <input type="checkbox"/>

A **B** **C**

not available in leather

SLED BASE GUEST CHAIR WITHOUT ARMS



Overall Height: 37½"
 Seat Height: 19½"
 Seat Size: 19½"w x 19" – 21"d
 Back Size: 19½"w x 17" – 19"h

product no.	finish	upholstery
UST2011	BLK	<input type="checkbox"/> <input type="checkbox"/> <input type="checkbox"/> <input type="checkbox"/>

A **B** **C**

not available in leather

DRAFTING STOOL WITH ARMS



Overall Height: 40½" – 53"
 Seat Height: 24" – 34"
 Seat Size: 20"w x 18" – 20"d
 Back Size: 20¼"w x 17" – 19½"h

product no.	finish	upholstery
UST2012	BLK	<input type="checkbox"/> <input type="checkbox"/> <input type="checkbox"/> <input type="checkbox"/>

A **B** **C**

not available in leather

DRAFTING STOOL WITHOUT ARMS



Overall Height: 40½" – 53"
 Seat Height: 24" – 34"
 Seat Size: 20"w x 18" – 20"d
 Back Size: 20¼"w x 17" – 19½"h

product no.	finish	upholstery
UST2013	BLK	<input type="checkbox"/> <input type="checkbox"/> <input type="checkbox"/> <input type="checkbox"/>

A **B** **C**

not available in leather

HOW TO BUILD A MODEL NUMBER:

- A** — Select a chair style indicated by the product number.
- B** — Select an arm and base frame finish.
- C** — Select fabric or leather upholstery.

frame finish



black- BLK

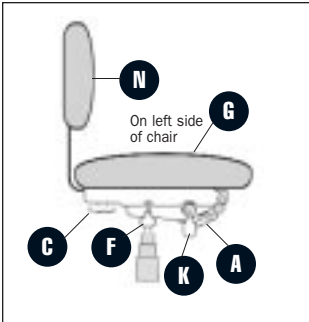
upholstery finish

Refer to "colorworks" (CATMF500) brochure for full selection of upholstery choices.

pricing

Refer to the Overture Price List for complete pricing information.

CHAIR ADJUSTMENTS



TENSION KNOB

A. Turn clockwise to increase tension, turn counter-clockwise to decrease tension.

SEAT DEPTH ADJUSTMENT

C. Loosen hand wheel (do not remove) and slide back to desired position, then re-tighten hand wheel.

PNEUMATIC HEIGHT ADJUSTMENT

F. To lower, lift paddle while seated. To raise, lift paddle with your weight off seat.

FORWARD TILT

G. Lean back in chair and roll or pull lever back for forward tilt, push or roll lever forward for straight position.

INFINITE TILT LOCK

K. To lock chair in position, push paddle down, to allow free movement, pull paddle up.









RACHET BACK HEIGHT ADJUSTMENT

N. Simply lift back to desired position and back locks automatically.



UST2026 BLK 3526 (Cornsilk)

LEGACY II ERGONOMIC TASK SEATING

 <p><i>High Back Task Chair with Arms</i></p>	 <p><i>Mid Back Task Chair with Arms</i></p>	 <p><i>Low Back Task Chair with Arms</i></p>	 <p><i>Drafting Stool with Arms and Adjustable Foot Ring</i></p>
 <p><i>High Back Task Chair without Arms</i></p>	 <p><i>Mid Back Task Chair without Arms</i></p>	 <p><i>Low Back Task Chair without Arms</i></p>	 <p><i>Drafting Stool without Arms and Adjustable Foot Ring</i></p>

The Legacy II collection

features the same Enersorb®

foam as is found in Legacy I.

Legacy II has been re-engineered

with a new look and features.

LEGACY II SERIES STANDARD FEATURES AND FUNCTIONS:

- *swivel tilt/passive seat mechanism*
- *infinite position tilt lock adjustment*
- *pneumatic height adjustment*
- *seat slider*
- *patented internal passive lumbar and lateral back support mechanism*
- *manual adjustable tension control*
- *vertical and horizontal arm adjustments/ratchet adjustment*
- *pivoting polyurethane arm pads that cradle for support*
- *new concealed ratchet back adjustments*
- *"Enersorb®" (memory foam cushion seat)*
- *adjustable foot ring standard on stools*
- *new low profile nylon base with carpet casters*

STYLES:

- *task*
- *drafting*

FINISH:

- *black*

STANDARDS:

- *meets or exceeds ANSI/BIFMA*
- *California 117 Fire Safety*

OPTIONS:

- *California 133 Fire Safety — additional cost*

HIGH BACK TASK CHAIR WITH ARMS



Overall Height: 42" – 50"
 Seat Height: 18" – 23"
 Seat Size: 20"w x 18" – 20"d
 Back Size: 20¼"w x 26½" – 29"h

product no.	finish	upholstery
UST2026	BLK	<input type="checkbox"/> <input type="checkbox"/> <input type="checkbox"/> <input type="checkbox"/>

A **B** **C**

not available in leather

MID BACK TASK CHAIR WITH ARMS



Overall Height: 36" – 44"
 Seat Height: 18" – 23"
 Seat Size: 20"w x 18" – 20"d
 Back Size: 19½"w x 19" – 21½"h

product no.	finish	upholstery
UST2028	BLK	<input type="checkbox"/> <input type="checkbox"/> <input type="checkbox"/> <input type="checkbox"/>

A **B** **C**

not available in leather

LOW BACK TASK CHAIR WITH ARMS



Overall Height: 34" – 42"
 Seat Height: 18" – 23"
 Seat Size: 20"w x 18" – 20"d
 Back Size: 19½"w x 17" – 19½"h

product no.	finish	upholstery
UST2025	BLK	<input type="checkbox"/> <input type="checkbox"/> <input type="checkbox"/> <input type="checkbox"/>

A **B** **C**

not available in leather

DRAFTING STOOL WITH ARMS AND ADJUSTABLE FOOT RING



Overall Height: 40½" – 53"
 Seat Height: 24" – 34"
 Seat Size: 20"w x 18" – 20"d
 Back Size: 20¼"w x 17" – 19½"h

product no.	finish	upholstery
UST2022	BLK	<input type="checkbox"/> <input type="checkbox"/> <input type="checkbox"/> <input type="checkbox"/>

A **B** **C**

not available in leather

HIGH BACK TASK CHAIR WITHOUT ARMS



Overall Height: 42" – 50"
 Seat Height: 18" – 23"
 Seat Size: 20"w x 18" – 20"d
 Back Size: 20¼"w x 26½" – 29"h

product no.	finish	upholstery
UST2027	BLK	<input type="checkbox"/> <input type="checkbox"/> <input type="checkbox"/> <input type="checkbox"/>

A **B** **C**

not available in leather

MID BACK TASK CHAIR WITHOUT ARMS



Overall Height: 36" – 44"
 Seat Height: 18" – 23"
 Seat Size: 20"w x 18" – 20"d
 Back Size: 19½"w x 19" – 21½"h

product no.	finish	upholstery
UST2029	BLK	<input type="checkbox"/> <input type="checkbox"/> <input type="checkbox"/> <input type="checkbox"/>

A **B** **C**

not available in leather

LOW BACK TASK CHAIR WITHOUT ARMS



Overall Height: 34" – 42"
 Seat Height: 18" – 23"
 Seat Size: 20"w x 18" – 20"d
 Back Size: 19½"w x 17" – 19½"h

product no.	finish	upholstery
UST2024	BLK	<input type="checkbox"/> <input type="checkbox"/> <input type="checkbox"/> <input type="checkbox"/>

A **B** **C**

not available in leather

DRAFTING STOOL WITHOUT ARMS AND ADJUSTABLE FOOT RING



Overall Height: 40½" – 53"
 Seat Height: 24" – 34"
 Seat Size: 20"w x 18" – 20"d
 Back Size: 20¼"w x 17" – 19½"h

product no.	finish	upholstery
UST2023	BLK	<input type="checkbox"/> <input type="checkbox"/> <input type="checkbox"/> <input type="checkbox"/>

A **B** **C**

not available in leather

HOW TO BUILD A MODEL NUMBER:

- A** — Select a chair style indicated by the product number.
- B** — Select an arm and base frame finish.
- C** — Select fabric or leather upholstery.

frame finish



black
BLK

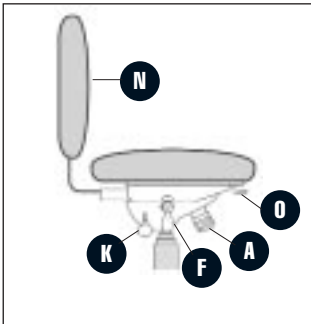
upholstery finish

Refer to "colorworks" (CATMF500) brochure for full selection of upholstery choices.

pricing

Refer to the Overture Price List for complete pricing information.

CHAIR ADJUSTMENTS



TENSION KNOB

A. Turn clockwise to increase tension, turn counter-clockwise to decrease tension.

PNEUMATIC HEIGHT ADJUSTMENT

F. To lower, lift paddle while seated. To raise, lift paddle with your weight off seat.

INFINITE POSITION TILT LOCK

K. To lock chair in position, push paddle down, to allow free movement, pull paddle up.

RACHET BACK HEIGHT ADJUSTMENT

N. Simply lift back to desired position and back locks automatically.

SEAT SLIDER

O. Pull lever bar up to unlock, move seat to desired position, release lever to lock into position.



WP8000 BLK 7578 (Navy)

CLASSIC ERGO TASK SEATING

 <p><i>High Back Task Chair with Arms</i></p>	 <p><i>Low Back Task Chair with Arms</i></p>	 <p><i>Low Back Petite Task Chair w/Arms</i></p>	 <p><i>Low Back Task Chair without Arms</i></p>
 <p><i>High Back Task Chair with Arms and Adjustable Lumbar</i></p>	 <p><i>Low Back Task Chair with Arms and Adjustable Lumbar</i></p>	 <p><i>Low Back Task Chair without Arms and with Adjustable Lumbar</i></p>	 <p><i>Drafting Stool without Arms, with Foot Stirrup</i></p>
 <p><i>Cantilever Base Guest Chair with Stationary Arms</i></p>	 <p><i>Cantilever Base Guest Chair without Arms</i></p>	 <p><i>Sled Base Guest Chair with Stationary Arms</i></p>	 <p><i>Four-Leg Side Chair without Arms</i></p>

The Ergo collection offers attractive styling with a full plastic back shell that enhances the clean look without compromising durability. Designed to meet the rigorous demands of institutional and educational environments, this next-generation desk chair offers the same standard features typically found only in higher-priced chairs.

CLASSIC ERGO SERIES STANDARD FEATURES AND FUNCTIONS:

- *swivel tilt/forward tilt mechanism*
- *infinite position tilt lock adjustment*
- *pneumatic height adjustment*
- *manual adjustable tension control*
- *manual adjustable seat depth*
- *vertical/arm trigger adjustment and horizontal/arm quick release adjustment*
- *waterfall polyurethane arm pads*
- *ratchet adjustable back*
- *waterfall front edge cushion seat*
- *5 star nylon base with carpet casters or nylon glides for guest seating*

STYLES:

- *task*
- *guest*
- *conference*
- *drafting*

FINISH:

- *black*

STANDARDS:

- *meets or exceeds ANSI/BIFMA*
- *California 117 Fire Safety*

OPTIONS:

- *California 133 Fire Safety — additional cost*
- *hard floor casters*

HIGH BACK TASK CHAIR WITH ARMS

Overall Height: 36" – 42"
 Seat Height: 17½" – 21"
 Seat Size: 20"w x 18" – 20"d
 Back Size: 19"w x 19" – 22"h

product no.	finish	upholstery
WP8000	BLK	<input type="checkbox"/> <input type="checkbox"/> <input type="checkbox"/> <input type="checkbox"/>
A	B	C



LOW BACK TASK CHAIR WITH ARMS

Overall Height: 33" – 39"
 Seat Height: 17½" – 21"
 Seat Size: 20"w x 18" – 20"d
 Back Size: 19"w x 17" – 19"h

product no.	finish	upholstery
WP8010	BLK	<input type="checkbox"/> <input type="checkbox"/> <input type="checkbox"/> <input type="checkbox"/>
A	B	C



LOW BACK PETITE TASK CHAIR WITH ARMS

Overall Height: 36" – 42"
 Seat Height: 17½" – 21"
 Seat Size: 20"w x 18" – 20"d
 Back Size: 19"w x 19" – 22"h

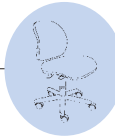
product no.	finish	upholstery
WP8040	BLK	<input type="checkbox"/> <input type="checkbox"/> <input type="checkbox"/> <input type="checkbox"/>
A	B	C



LOW BACK TASK CHAIR WITHOUT ARMS

Overall Height: 33" – 39"
 Seat Height: 17½" – 21"
 Seat Size: 20"w x 18" – 20"d
 Back Size: 19"w x 17" – 19"h

product no.	finish	upholstery
WP8020	BLK	<input type="checkbox"/> <input type="checkbox"/> <input type="checkbox"/> <input type="checkbox"/>
A	B	C



HIGH BACK TASK CHAIR WITH ARMS & MECHANICALLY ADJUSTABLE LUMBAR

Overall Height: 36" – 42"
 Seat Height: 17½" – 21"
 Seat Size: 20"w x 18" – 20"d
 Back Size: 19"w x 19" – 22"h

product no.	finish	upholstery
WP8007	BLK	<input type="checkbox"/> <input type="checkbox"/> <input type="checkbox"/> <input type="checkbox"/>
A	B	C



LOW BACK TASK CHAIR WITH ARMS & MECHANICALLY ADJUSTABLE LUMBAR

Overall Height: 36" – 42"
 Seat Height: 17½" – 21"
 Seat Size: 20"w x 18" – 20"d
 Back Size: 19"w x 19" – 22"h

product no.	finish	upholstery
WP8017	BLK	<input type="checkbox"/> <input type="checkbox"/> <input type="checkbox"/> <input type="checkbox"/>
A	B	C



LOW BACK TASK CHAIR WITHOUT ARMS AND WITH MECHANICALLY ADJUSTABLE LUMBAR

Overall Height: 33" – 39"
 Seat Height: 17½" – 21"
 Seat Size: 20"w x 18" – 20"d
 Back Size: 19"w x 17" – 19"h

product no.	finish	upholstery
WP8025	BLK	<input type="checkbox"/> <input type="checkbox"/> <input type="checkbox"/> <input type="checkbox"/>
A	B	C



DRAFTING STOOL WITHOUT ARMS, WITH FOOT STIRRUP

Overall Height: 38" – 43"
 Seat Height: 24" – 29"
 Seat Size: 18"w x 15" – 17"d
 Back Size: 18½"w x 15" – 18"h

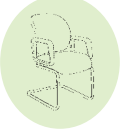
product no.	finish	upholstery
WP8030	BLK	<input type="checkbox"/> <input type="checkbox"/> <input type="checkbox"/> <input type="checkbox"/>
A	B	C



CANTILEVER BASE GUEST CHAIR WITH STATIONARY ARMS

Overall Height: 34" – 36"
 Seat Height: 18"
 Seat Size: 20"w x 17" – 19"d
 Back Size: 19"w x 17" – 19"h

product no.	finish	upholstery
WP8060	BLK	<input type="checkbox"/> <input type="checkbox"/> <input type="checkbox"/> <input type="checkbox"/>
A	B	C



CANTILEVER BASE GUEST CHAIR WITHOUT ARMS

Overall Height: 34" – 36"
 Seat Height: 18"
 Seat Size: 20"w x 17" – 19"d
 Back Size: 19"w x 17" – 19"h

product no.	finish	upholstery
WP8070	BLK	<input type="checkbox"/> <input type="checkbox"/> <input type="checkbox"/> <input type="checkbox"/>
A	B	C



SLED BASE GUEST CHAIR WITH STATIONARY ARMS

Overall Height: 31½"
 Seat Height: 18"
 Seat Size: 20"w x 19"d
 Back Size: 19"w x 15"h

product no.	finish	upholstery
WP8050	BLK	<input type="checkbox"/> <input type="checkbox"/> <input type="checkbox"/> <input type="checkbox"/>
A	B	C



FOUR LEG SIDE CHAIR WITHOUT ARMS

Overall Height: 34" – 36"
 Seat Height: 18"
 Seat Size: 20"w x 17" – 19"d
 Back Size: 19"w x 17" – 19"h

product no.	finish	upholstery
WP8080	BLK	<input type="checkbox"/> <input type="checkbox"/> <input type="checkbox"/> <input type="checkbox"/>
A	B	C



HOW TO BUILD A MODEL NUMBER:

- A** — Select a chair style indicated by the product number.
- B** — Select an arm and base frame finish.
- C** — Select fabric or leather upholstery.

frame finish



black- BLK

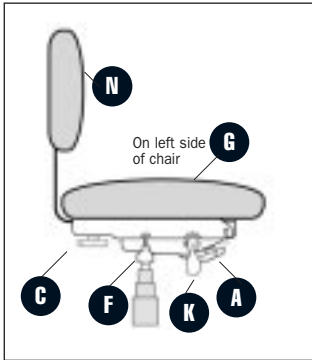
upholstery finish

Refer to "colorworks" (CATMF500) brochure for full selection of upholstery choices.

pricing

Refer to the Overture Price List for complete pricing information.

CHAIR ADJUSTMENTS



TENSION KNOB

A. Turn clockwise to increase tension, turn counterclockwise to decrease tension.

SEAT DEPTH ADJUSTMENT

C. Loosen hand wheel (do not remove) and slide back to desired position, then retighten hand wheel.

PNEUMATIC HEIGHT ADJUSTMENT

F. To lower, lift paddle while seated. To raise, lift paddle with your weight off seat.

FORWARD TILT

G. Lean back in chair and roll or pull lever back for forward tilt, push or roll lever forward for straight position.

INFINITE POSITION TILT LOCK

K. To lock chair in position, push paddle down, to allow free movement, pull paddle up.

RACHET BACK HEIGHT ADJUSTMENT

N. Simply lift back to desired position and back locks automatically.



UST2016 BLK 7576 (Burgundy)

TEMPO ERGONOMIC TASK SEATING



High Back Task Chair with Arms

High Back Task Chair without Arms

Low Back Task Chair with Arms

Low Back Task Chair without Arms

Drafting Stool with Arms and Adjustable Foot Ring

Drafting Stool without Arms and with Adjustable Foot Ring

The Tempo collection is perfect when economy needs to be considered without compromising comfort and function. Ideal for workstations where seating solutions are too large and out-of-scale, this series features high-density, resilient foam in both back and seat, and offers all the same features typically found only in much higher-priced seating.

TEMPO SERIES STANDARD FEATURES AND FUNCTIONS:

- adjustable vertical and horizontal arms
- tear drop soft polyurethane arms
- fixed seat depth
- tension knob control
- back angle adjustment
- pneumatic height adjustment
- forward tilt
- back height adjustment
- infinite position tilt-lock
- adjustable foot ring available on stools
- carpet casters

STYLE:

- task
- drafting

FINISH:

- black

STANDARDS:

- meets or exceeds ANSI/BIFMA
- California 117 Fire Safety

OPTIONS:

- California 133 Fire Safety — additional cost

HIGH BACK TASK CHAIR WITH ARMS



Overall Height: 35" – 43½"
 Seat Height: 17" – 22"
 Seat Size: 19½"w x 17" – 19"d
 Back Size: 18½"w x 18"h

product no.	finish	upholstery
UST2016	BLK	<input type="checkbox"/> <input type="checkbox"/> <input type="checkbox"/> <input type="checkbox"/>

A **B** **C**

HIGH BACK TASK CHAIR WITHOUT ARMS



Overall Height: 35" – 43½"
 Seat Height: 17" – 22"
 Seat Size: 19½"w x 17" – 19"d
 Back Size: 18½"w x 18"h

product no.	finish	upholstery
UST2017	BLK	<input type="checkbox"/> <input type="checkbox"/> <input type="checkbox"/> <input type="checkbox"/>

A **B** **C**

LOW BACK TASK CHAIR WITH ARMS



Overall Height: 31½" – 36"
 Seat Height: 17" – 22"
 Seat Size: 19½"w x 17" – 19"d
 Back Size: 18"w x 14½"h

product no.	finish	upholstery
UST2002	BLK	<input type="checkbox"/> <input type="checkbox"/> <input type="checkbox"/> <input type="checkbox"/>

A **B** **C**

LOW BACK TASK CHAIR WITHOUT ARMS



Overall Height: 31½" – 36"
 Seat Height: 17" – 22"
 Seat Size: 19½"w x 17" – 19"d
 Back Size: 18"w x 14½"h

product no.	finish	upholstery
UST2003	BLK	<input type="checkbox"/> <input type="checkbox"/> <input type="checkbox"/> <input type="checkbox"/>

A **B** **C**

DRAFTING STOOL WITH ARMS AND ADJUSTABLE FOOT RING



Overall Height: 38" – 48"
 Seat Height: 24" – 34"
 Seat Size: 19½"w x 17" – 19"d
 Back Size: 18"w x 14½"h

product no.	finish	upholstery
UST2014	BLK	<input type="checkbox"/> <input type="checkbox"/> <input type="checkbox"/> <input type="checkbox"/>

A **B** **C**

DRAFTING STOOL WITHOUT ARMS AND WITH ADJUSTABLE FOOT RING



Overall Height: 38" – 48"
 Seat Height: 24" – 34"
 Seat Size: 19½"w x 17" – 19"d
 Back Size: 18"w x 14½"h

product no.	finish	upholstery
UST2015	BLK	<input type="checkbox"/> <input type="checkbox"/> <input type="checkbox"/> <input type="checkbox"/>

A **B** **C**

HOW TO BUILD A MODEL NUMBER:

- A** — Select a chair style indicated by the product number.
- B** — Select an arm and base frame finish.
- C** — Select fabric or leather upholstery.

frame finish



black- **BLK**

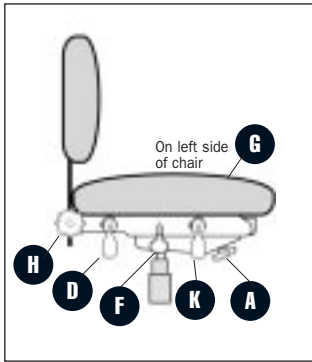
upholstery finish

Refer to "colorworks" (CATMF500) brochure for full selection of upholstery choices.

pricing

Refer to the Overture Price List for complete pricing information.

CHAIR ADJUSTMENTS



TENSION KNOB

A. Turn clockwise to increase tension, turn counterclockwise to decrease tension.

BACK ANGLE ADJUSTMENT

D. While seated, pull paddle up, when desired angle is achieved push paddle down to lock.

PNEUMATIC HEIGHT ADJUSTMENT

F. To lower, lift paddle while seated. To raise, lift paddle with your weight off seat.

FORWARD TILT

G. Lean back in chair and roll or pull lever back for forward tilt, push or roll lever forward for straight position.

BACK HEIGHT ADJUSTMENT

H. Turn knob counterclockwise to loosen, lift or lower chair back to desired position and re-tighten.




INFINITE POSITION TILT LOCK

K. To lock chair in position, push paddle down, to allow free movement, pull paddle up.



ZZUST2031BLK3500

BUDGET SEATING

 <i>Arm chair</i>	 <i>Task chair</i>	
 <i>Guest chair with arms</i>		

When you need an all around

good task chair, priced right

and available to ship in

48 hours, the Budget task

chair is your answer. Built to

be used and not fall apart

like many budget chairs after

minimal use.



**Ships in 48 hours
from our distribution
warehouse or it's free!**

The Budget chair is only available
through the FedFast program.

**Order Today!
1-800-827-3168**

**BUDGET SERIES STANDARD FEATURES
AND FUNCTIONS:**

- *infinite seat angle adjustment with 6 degree forward tilt*
- *free float or variable back angle adjustment*
- *back height adjustment*
- *height adjustable arms with polyurethane arm pads*
- *horizontal arm adjustment*
- *waterfall seat design to reduce muscle fatigue*
- *soft sculptured seat and back foam for passive ergonomic support*

STYLE:

- *task*

FINISH:

- *black*

STANDARDS:

- *meets or exceeds ANSI/BIFMA*
- *California 117 Fire Safety*

ARM CHAIR



Overall Height: 39½" - 44½"
 Seat Height: 16½" - 21"
 Seat Size: 18¾" w x 18" d
 Back Size: 17" w x 15½" - 20" h

product no.	finish	upholstery
ZZUST2031	BLK	<input type="checkbox"/> <input type="checkbox"/> <input type="checkbox"/> <input type="checkbox"/>

A **B** **C**

GUEST CHAIR WITH ARMS



Overall Height: 31"
 Seat Height: 17½"
 Seat Size: 18" w x 19" d
 Back Size: 18" w x 13¾" h

product no.	finish	upholstery
ZZUST2033	BLK	<input type="checkbox"/> <input type="checkbox"/> <input type="checkbox"/> <input type="checkbox"/>

A **B** **C**

TASK CHAIR



Overall Height: 39½" - 44½"
 Seat Height: 16½" - 21"
 Seat Size: 18¾" w x 18" d
 Back Size: 17" w x 15½" - 20" h

product no.	finish	upholstery
ZZUST2032	BLK	<input type="checkbox"/> <input type="checkbox"/> <input type="checkbox"/> <input type="checkbox"/>

A **B** **C**

HOW TO BUILD A MODEL NUMBER:

- A** — Select a chair style indicated by the product number.
- B** — Select an arm and base frame finish.
- C** — Select fabric or leather upholstery.

frame finish



black
BLK

upholstery finish



wine
3500



ebony
3501

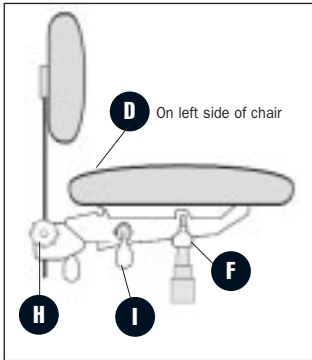


sapphire
3511



navy
7578

CHAIR ADJUSTMENTS



BACK ANGLE ADJUSTMENT

D. While seated, pull paddle up, when desired angle is achieved push paddle down to lock.

PNEUMATIC HEIGHT ADJUSTMENT

F. To lower, lift paddle while seated. To raise, lift paddle with your weight off seat.

BACK HEIGHT ADJUSTMENT

H. Turn knob counter-clockwise to loosen, lift or lower chair back to desired position and re-tighten.

INFINITE SEAT ANGLE ADJUSTMENT WITH 6° FORWARD TILT

I. To change seat angle, pull paddle up while seated, push paddle down to lock when desired angle is achieved.



UST4100 BLK 3511 (Sapphire)

SONATA DESK AND CONFERENCE SEATING



High Back Chair with Stationary Arms




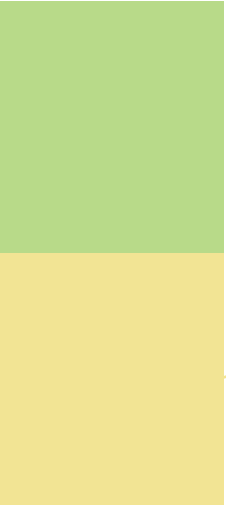
Mid Back Chair with Stationary Arms



Cantilever Base Guest Chair with Stationary Arms



Four Leg Guest Chair with Stationary Arms



Whatever your needs,

Sonata Desk and Conference

Seating is a masterpiece of

simplicity and convenience,

at home in the office, break

room or conference room.

Attractive, functional and

sensibly designed, the Sonata

Series can adapt to any office

style, from transitional to

contemporary.

**SONATA SERIES STANDARD FEATURES
AND FUNCTIONS:**

- *swivel tilt mechanism*
- *single position tilt lock adjustment*
- *pneumatic height adjustment*
- *manual adjustable tension control*
- *passive lumbar and lateral back support mechanism*
- *fixed injection molded arms*
- *5-star nylon base with hooded carpet casters or nylon glides for guest seating*

STYLES:

- *task*
- *guest*

FINISH:

- *black*

STANDARDS:

- *meets or exceeds ANSI/BIFMA*
- *California 117 Fire Safety*

OPTIONS:

- *California 133 Fire Safety — additional cost*

HIGH BACK CHAIR
WITH STATIONARY ARMS



Overall Height: 40" – 43½"
Seat Height: 17" – 20½"
Seat Size: 20"w x 19"d
Back Size: 20"w x 24"h

product no.	finish	upholstery
UST4100	BLK	<input type="checkbox"/> <input type="checkbox"/> <input type="checkbox"/>

A **B** **C**

not available in leather

MID BACK CHAIR
WITH STATIONARY ARMS



Overall Height: 34" – 37½"
Seat Height: 17" – 20½"
Seat Size: 20"w x 19"d
Back Size: 20"w x 18"h

product no.	finish	upholstery
UST4101	BLK	<input type="checkbox"/> <input type="checkbox"/> <input type="checkbox"/>

A **B** **C**

not available in leather

CANTILEVER BASE
GUEST CHAIR WITH
STATIONARY ARMS



Overall Height: 35½"
Seat Height: 18½"
Seat Size: 20"w x 19"d
Back Size: 20"w x 18"h

product no.	finish	upholstery
UST4102	BLK	<input type="checkbox"/> <input type="checkbox"/> <input type="checkbox"/>

A **B** **C**

not available in leather

FOUR LEG GUEST CHAIR
WITH STATIONARY ARMS



Overall Height: 35½"
Seat Height: 18½"
Seat Size: 20"w x 19"d
Back Size: 20"w x 18"h

product no.	finish	upholstery
UST4104	BLK	<input type="checkbox"/> <input type="checkbox"/> <input type="checkbox"/>

A **B** **C**

not available in leather

HOW TO BUILD A MODEL NUMBER:

- A** — Select a chair style indicated by the product number.
- B** — Select an arm and base frame finish.
- C** — Select fabric or leather upholstery.

frame finish



black
BLK

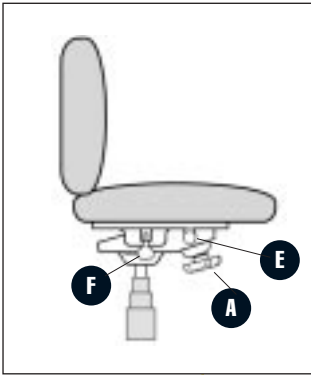
upholstery finish

Refer to "colorworks" (CATMF500) brochure for full selection of upholstery choices.

pricing

Refer to the Overture Price List for complete pricing information.

CHAIR ADJUSTMENTS



TENSION KNOB

A. Turn clockwise to increase tension, turn counterclockwise to decrease tension.

TILT LOCK

E. To lock chair in position, push knob in, to allow free movement, pull knob out.

PNEUMATIC HEIGHT ADJUSTMENT

F. To lower, lift paddle while seated. To raise, lift paddle with your weight off seat.









UST2020 BLK 3501 (Ebony)

24 / 7 ERGONOMI C TASK CHAIR



Task Chair with Adjustable Arms



**Built tough for multi-shift,
extended use, the 24/7
Ergonomic Task chair was
designed to last all day, every
day. Heavy-duty, all steel plate
construction with a
steel substructure makes this
chair ideal for multiple users
or any area needing a tough
chair with ergonomic features.**

24/7 STANDARD FEATURES AND FUNCTIONS:

- *intensive use/multi shift chair*
- *swivel tilt with passive seat mechanism*
- *infinite position tilt lock adjustment*
- *pneumatic height adjustment rating (450 lbs)*
- *seat slider*
- *manual adjustable tension control*
- *vertical/arm dial adjustment and horizontal/arm knob release adjustments*
- *soft edge tear drop polyurethane arm pads*
- *5 star nylon base with steel substructure and carpet casters*

STYLE:

- *task*

FINISH:

- *black*

STANDARDS:

- *meets or exceeds ANSI/BIFMA*
- *California 117 Fire Safety*

OPTIONS:

- *California 133 Fire Safety — additional cost*

TASK CHAIR WITH
ADJUSTABLE ARMS



Overall Height: 40" – 43½"

Seat Height: 17" – 20½"

Seat Size: 20"w x 19"d

Back Size: 20"w x 24"h

product no.	finish	upholstery
UST2020	BLK	<input type="checkbox"/> <input type="checkbox"/> <input type="checkbox"/>

A

B

C

HOW TO BUILD A MODEL NUMBER:

- A** — Select a chair style indicated by the product number.
- B** — Select an arm and base frame finish.
- C** — Select fabric or leather upholstery.

frame finish



black
BLK

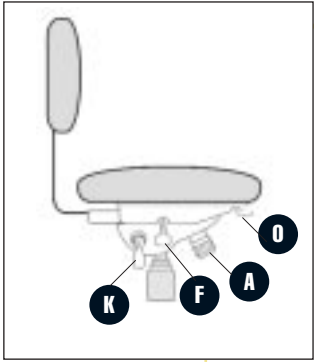
upholstery finish

Refer to "colorworks" (CATMF500) brochure for full selection of upholstery choices.

pricing

Refer to the Overture Price List for complete pricing information.

CHAIR ADJUSTMENTS



TENSION KNOB

A. Turn clockwise to increase tension, turn counterclockwise to decrease tension.

PNEUMATIC HEIGHT ADJUSTMENT

F. To lower, lift paddle while seated. To raise, lift paddle with your weight off seat.

INFINITE POSITION TILT LOCK

K. To lock chair in position, push paddle down, to allow free movement, pull paddle up.

SEAT SLIDER

O. Pull lever bar up to unlock, move seat to desired position, release lever to lock into position.




UST9000 BLK 7540 (Black Leather)

EXECUTIVE LEATHER CHAIR



Task Chair with Stationary Arms



Get the very best in seating

with our Executive Chair:

Ergonomic comfort combined

with luxurious styling.

Genuine leather covers the

seat, pillow, back cushions

and outer shell. Multi-density

foam cushions provide firm

support and long-term

resiliency. Adjustable pneumatic

swivel tilt mechanism and

infinite lock mechanism with

reinforced, contoured molded

arms are standard.

EXECUTIVE LEATHER STANDARD FEATURES:

- *swivel tilt mechanism*
- *multi-position tilt lock adjustment*
- *pneumatic height adjustment*
- *manual adjustable tension control*
- *pillow head rest*
- *fixed polyurethane arm*
- *fully upholstered leather chair*
- *5 star nylon base with hooded carpet casters*

STYLE:

- *desk/task*

FINISH:

- *black*

STANDARDS:

- *meets or exceeds ANSI/BIFMA*
- *California 117 Fire Safety*

OPTIONS:

- *California 133 Fire Safety — additional cost*
- *Embroidered agency seal in pillow head rest*

TASK CHAIR WITH
STATIONARY ARMS



Overall Height: 40" – 43½"
 Seat Height: 17" – 20½"
 Seat Size: 20"w x 19"d
 Back Size: 20"w x 24"h

product no.	finish	upholstery
UST9000	BLK	<input type="checkbox"/> <input type="checkbox"/> <input type="checkbox"/>

A **B** **C**

available only in black leather

HOW TO BUILD A MODEL NUMBER:

- A** — Select a chair style indicated by the product number.
- B** — Select an arm and base frame finish.
- C** — Select fabric or leather upholstery.

frame finish



black
BLK

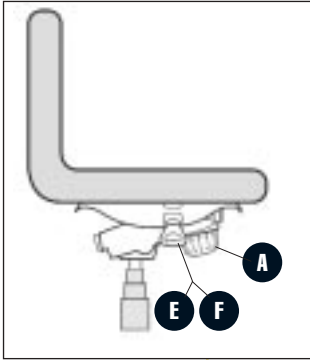
upholstery finish

Refer to "colorworks" (CATMF500) brochure for full selection of upholstery choices.

pricing

Refer to the Overture Price List for complete pricing information.

CHAIR ADJUSTMENTS



TENSION KNOB

A. Turn clockwise to increase tension, turn counterclockwise to decrease tension.

TILT LOCK

E. To lock chair in position, push knob in, to allow free movement, pull knob out.

PNEUMATIC HEIGHT ADJUSTMENT

F. To lower, lift paddle while seated. To raise, lift paddle with your weight off seat.




WVC7231 BLK 7543 (Gray Leather)


MINUET SEATING



High Back Task Chair with Urethane Arms



Mid Back Task Chair with Urethane Arms



Lounge Chair



Two-Place Sofa



Three-Place Sofa

When you choose the Minuet

collection, you can be sure

you're getting design

excellence and durability

packaged together in an

attractive, classic chair style.

This seating collection offers

the latest in web seat and

back construction, with a

swivel knee tilt mechanism

ensuring ergonomic comfort.

**MINUET SERIES STANDARD FEATURES
AND FUNCTIONS:**

- *Die cast swivel knee tilt mechanism*
- *rotational multi-position tilt lock adjustment*
- *pneumatic height adjustment*
- *high resilience (HR) molded soft foam seat and back*
- *adjustable tension control*
- *soft polyurethane arms*
- *waterfall edge seat*
- *structural hardwood and urethane frame*
- *patented web seat and back comfort suspension*
- *passive lumbar and lateral back support mechanism*
- *steel reinforced wood base with carpet casters or nylon glides for lounge seating*

STYLES:

- *task*
- *lounge*

FINISH:

- *black (task chair)*

STANDARDS:

- *meets or exceeds ANSI/BIFMA*
- *California 117 Fire Safety*

OPTIONS:

- *California 133 Fire Safety — additional cost*

**HIGH BACK TASK CHAIR
WITH URETHANE ARMS**



Overall Height: 47¼" – 50¼"
 Seat Height: 18" – 21"
 Seat Size: 19½"w x 18"d
 Back Size: 19½"w x 27½"h

product no.	finish	upholstery
WVC7231	BLK	<input type="checkbox"/> <input type="checkbox"/> <input type="checkbox"/>

A **B** **C**

**MID BACK TASK CHAIR
WITH URETHANE ARMS**



Overall Height: 39¼" – 42¼"
 Seat Height: 18" – 21"
 Seat Size: 19½"w x 18"d
 Back Size: 19½"w x 19½"h

product no.	finish	upholstery
WVC7232	BLK	<input type="checkbox"/> <input type="checkbox"/> <input type="checkbox"/>

A **B** **C**

LOUNGE CHAIR

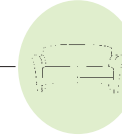


Overall Height: 34¼"
 Seat Height: 18¼"
 Seat Size: 22½"w x 20½"d
 Back Size: 23½"w x 16"h

product no.	finish	upholstery
WVC0612	UP	<input type="checkbox"/> <input type="checkbox"/> <input type="checkbox"/>

A **B** **C**

TWO-PLACE SOFA

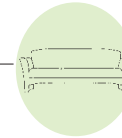


Overall Height: 34¼"
 Seat Height: 18¼"
 Seat Size: 47"w x 20½"d
 Back Size: 48"w x 16"h

product no.	finish	upholstery
WVC0712	UP	<input type="checkbox"/> <input type="checkbox"/> <input type="checkbox"/>

A **B** **C**

THREE-PLACE SOFA



Overall Height: 34¼"
 Seat Height: 18¼"
 Seat Size: 71½"w x 20½"d
 Back Size: 71½"w x 16"h

product no.	finish	upholstery
WVC0812	UP	<input type="checkbox"/> <input type="checkbox"/> <input type="checkbox"/>

A **B** **C**

HOW TO BUILD A MODEL NUMBER:

- A** — Select a chair style indicated by the product number.
- B** — Select an arm and base frame finish.
- C** — Select fabric or leather upholstery.

frame finish



black
BLK

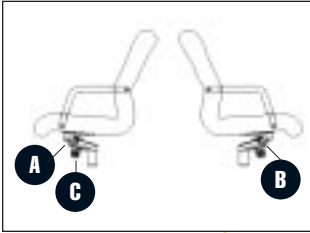
upholstery finish

Refer to "colorworks" (CATMF500) brochure for full selection of upholstery choices.

pricing

Refer to the Overture Price List for complete pricing information.

CHAIR ADJUSTMENTS



SEAT HEIGHT ADJUSTMENT

A. Rotary command lever to activate gas lift for seat height adjustment; in seated position, rotate upward to activate.

CHAIR TILT ADJUSTMENT

B. Rotary command lever for locking-unlocking chair tilt with “shock resistant” function (five positions); rotate upward for free float tilting.

CHAIR TENSION ADJUSTMENT

C. Knob for adjusting tension according to user’s weight; turn clockwise to increase tension & counterclockwise for less tension.



WVC 7241 7540 (Black Leather)

STANZA SEATING



High Back Task Chair with Scallop Top and Wood Arms



Mid Back Task Chair with Scallop Top and Wood Arms



Guest Chair with Scallop Top and Wood Arms



Guest Chair with Scallop Top and Cantilever Wood Frame



Cont. Guest Chair with Scallop Top and Cantilever Wood Frame



The Stanza seating line

combines traditional line and

function into a truly versatile

transitional style, one that is

certain to work well with any

office décor. The revolutionary

web design is unique and

functional and provides

all the ergonomic functions

you would expect in a

top-of-the-line chair.

STANZA SERIES STANDARD FEATURES:

- die cast swivel knee tilt mechanism
- rotational multi-position tilt lock adjustment
- pneumatic height adjustment
- high resilience (HR) molded soft foam seat and back
- adjustable tension control
- radio frequency bent solid maple hardwood veneer arms
- waterfall edge seat and crown back detail
- structural hardwood and urethane frame
- patented web seat and back comfort suspension
- passive lumbar and lateral back support mechanism
- steel reinforced wood base with carpet casters or nylon glides for guest seating

STYLES:

- task
- guest

FINISHES:

- black
- cherry
- mahogany
- natural

STANDARDS:

- meets or exceeds ANSI/BIFMA
- California 117 Fire Safety

OPTIONS:

- California 133 Fire Safety — additional cost

HIGH BACK TASK CHAIR WITH SCALLOP TOP AND WOOD ARMS



Overall Height: 47¾" – 50¾"
 Seat Height: 18" – 21"
 Seat Size: 20½"w x 18"d
 Back Size: 20½"w x 27¾"h

product no.	finish	upholstery
WVC7241	<input type="checkbox"/> <input type="checkbox"/>	<input type="checkbox"/> <input type="checkbox"/> <input type="checkbox"/> <input type="checkbox"/>

A **B** **C**

MID BACK TASK CHAIR WITH SCALLOP TOP AND WOOD ARMS



Overall Height: 38¾" – 41¾"
 Seat Height: 18" – 21"
 Seat Size: 19½"w x 18"d
 Back Size: 20½"w x 19"h

product no.	finish	upholstery
WVC7242	<input type="checkbox"/> <input type="checkbox"/>	<input type="checkbox"/> <input type="checkbox"/> <input type="checkbox"/> <input type="checkbox"/>

A **B** **C**

GUEST CHAIR WITH SCALLOP TOP AND WOOD ARMS



Overall Height: 37½"
 Seat Height: 18½"
 Seat Size: 20½"w x 19"d
 Back Size: 20½"w x 19¾"h

product no.	finish	upholstery
WVC7132	<input type="checkbox"/> <input type="checkbox"/>	<input type="checkbox"/> <input type="checkbox"/> <input type="checkbox"/> <input type="checkbox"/>

A **B** **C**

GUEST CHAIR WITH SCALLOP TOP AND CANTILEVER WOOD FRAME



Overall Height: 36¾"
 Seat Height: 19"
 Seat Size: 20½"w x 19"d
 Back Size: 20½"w x 19¾"h

product no.	finish	upholstery
WVC7142	<input type="checkbox"/> <input type="checkbox"/>	<input type="checkbox"/> <input type="checkbox"/> <input type="checkbox"/> <input type="checkbox"/>

A **B** **C**

CONT. GUEST CHAIR WITH SCALLOP TOP AND CANTILEVER WOOD FRAME



Overall Height: 35½"
 Seat Height: 19"
 Seat Size: 20¼"w x 19"d
 Back Size: 20¼"w x 18¾"h

product no.	finish	upholstery
WVC7152	<input type="checkbox"/> <input type="checkbox"/>	<input type="checkbox"/> <input type="checkbox"/> <input type="checkbox"/> <input type="checkbox"/>

A **B** **C**

HOW TO BUILD A MODEL NUMBER:

- A** — Select a chair style indicated by the product number.
- B** — Select an arm and base frame finish.
- C** — Select fabric or leather upholstery.

frame finishes



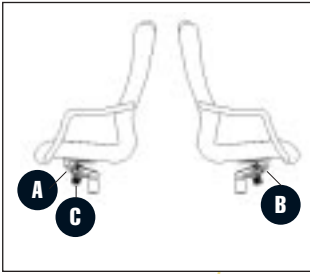
upholstery finish

Refer to "colorworks" (CATMF500) brochure for full selection of upholstery choices.

pricing

Refer to the Overture Price List for complete pricing information.

CHAIR ADJUSTMENTS



SEAT HEIGHT ADJUSTMENT

A. Rotary command lever to activate gas lift for seat height adjustment; in seated position, rotate upward to activate.

CHAIR TILT ADJUSTMENT

B. Rotary command lever for locking-unlocking chair tilt with “shock resistant” function (five positions); rotate upward for free float tilting.

CHAIR TENSION ADJUSTMENT

C. Knob for adjusting tension according to user’s weight; turn clockwise to increase tension & counterclockwise for less tension.



WVC3232 NT 7540 (Black Leather)

MATCHMAKER WOOD
TASK/CONFERENCE/GUEST SEATING

 <p><i>Guest Chair with Open Wood Arms and Cantilever Base</i></p>	 <p><i>Guest Chair with Panel Wood Arms and Cantilever Base</i></p>	 <p><i>Guest Chair with Open Wood Arms</i></p>	 <p><i>Guest Chair with Panel Wood Arms</i></p>
 <p><i>High Back Task Chair with Open Wood Arms</i></p>	 <p><i>Mid Back Task Chair with Open Wood Arms</i></p>		

The Matchmaker collection

utilizes the latest technology,

enhanced ergonomic features

and durability at an

affordable price. It's built to

provide improved comfort

through out the work day.

The solid bent wood frame

comes in four finishes to

match your office décor.

**MATCHMAKER WOOD SERIES
STANDARD FEATURES AND FUNCTIONS:**

- *die cast swivel knee tilt mechanism*
- *rotational multi-position tilt lock adjustment*
- *pneumatic height adjustment*
- *adjustable tension control*
- *urethane back shell*
- *waterfall edge seat*
- *structural nylon and steel frame*
- *radio frequency bent solid hardwood maple veneer arms and side frames*
- *passive lumbar and lateral back support mechanism*
- *high resilience (HR) molded soft foam seat and back*
- *field replaceable upholstery*
- *steel reinforced wood base with carpet casters or nylon glides for guest seating*

STYLES:

- *task*
- *conference*
- *guest*

FINISHES:

- *black*
- *cherry*
- *mahogany*
- *natural*

STANDARDS:

- *all seating meets or exceeds ANSI/BIFMA*
- *California 117 Fire Safety*

OPTIONS:

- *California 133 Fire Safety — additional cost*
- *hook and loop removable cover*

GUEST CHAIR WITH
OPEN WOOD ARMS AND
CANTILEVER BASE



Overall Height: 34½"
Seat Height: 17¾"
Seat Size: 20"w x 18½"d
Back Size: 20"w x 18½"h

product no.	frame finish	upholstery
WVC3520	<input type="checkbox"/> <input type="checkbox"/>	<input type="checkbox"/> <input type="checkbox"/> <input type="checkbox"/> <input type="checkbox"/>
A	B	C

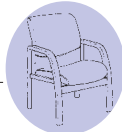
GUEST CHAIR WITH
PANEL WOOD ARMS AND
CANTILEVER BASE



Overall Height: 34½"
Seat Height: 17¾"
Seat Size: 20"w x 18½"d
Back Size: 20"w x 18½"h

product no.	frame finish	upholstery
WVC3510	<input type="checkbox"/> <input type="checkbox"/>	<input type="checkbox"/> <input type="checkbox"/> <input type="checkbox"/> <input type="checkbox"/>
A	B	C

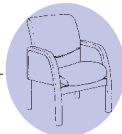
GUEST CHAIR WITH
OPEN WOOD ARMS



Overall Height: 34½"
Seat Height: 17¾"
Seat Size: 20"w x 18½"d
Back Size: 20"w x 18½"h

product no.	frame finish	upholstery
WVC3120	<input type="checkbox"/> <input type="checkbox"/>	<input type="checkbox"/> <input type="checkbox"/> <input type="checkbox"/> <input type="checkbox"/>
A	B	C

GUEST CHAIR WITH
PANEL WOOD ARMS



Overall Height: 34½"
Seat Height: 17¾"
Seat Size: 20"w x 18½"d
Back Size: 20"w x 18½"h

product no.	frame finish	upholstery
WVC3110	<input type="checkbox"/> <input type="checkbox"/>	<input type="checkbox"/> <input type="checkbox"/> <input type="checkbox"/> <input type="checkbox"/>
A	B	C

HIGH BACK TASK CHAIR
WITH OPEN WOOD ARMS



Overall Height: 42¾" – 45¾"
Seat Height: 18" – 21"
Seat Size: 20½"w x 18½"d
Back Size: 20½"w x 20"h

product no.	frame finish	upholstery
WVC3231	<input type="checkbox"/> <input type="checkbox"/>	<input type="checkbox"/> <input type="checkbox"/> <input type="checkbox"/> <input type="checkbox"/>
A	B	C

MID BACK TASK CHAIR
WITH OPEN WOOD ARMS



Overall Height: 37¾" – 40¾"
Seat Height: 18" – 21"
Seat Size: 20½"w x 18½"d
Back Size: 20½"w x 25¾"h

product no.	frame finish	upholstery
WVC3232	<input type="checkbox"/> <input type="checkbox"/>	<input type="checkbox"/> <input type="checkbox"/> <input type="checkbox"/> <input type="checkbox"/>
A	B	C

HOW TO BUILD A MODEL NUMBER:

- A** — Select a chair style indicated by the product number.
- B** — Select an arm and base frame finish.
- C** — Select fabric or leather upholstery.

frame finishes



upholstery finish

Refer to "colorworks" (CATMF500) brochure for full selection of upholstery choices.

pricing

Refer to the Overture Price List for complete pricing information.



WVC3261 BLK 7540 (Black Leather)

MATCHMAKER KD (EASY ASSEMBLY)
TASK/CONFERENCE/GUEST SEATING



*High Back Task Chair
with Urethane Arms and Back*



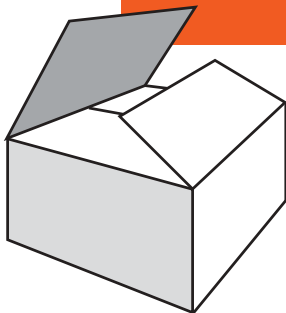
*Mid Back Task Chair
with Urethane Arms and Back*



*Guest Chair with Cantilever base /
Urethane Arms and Back*



*Guest Chair with 4-legs /
Urethane Arms and Back*



KD (KNOCK DOWN) IS PACKED IN A BOX

The Matchmaker KD (Easy Assembly) collection utilizes the latest technology for enhanced ergonomic features and durability at an affordable price. This chair is constructed with high-strength, light-weight composite materials allowing for easy assembly. Each chair is delivered with the one and only tool you'll need to assemble it. Best of all, upholstery can be field replaced.

**MATCHMAKER KD SERIES
STANDARD FEATURES AND FUNCTIONS:**

- die cast swivel knee tilt mechanism
- single lever tilt lock and pneumatic height adjustment
- adjustable tension control
- urethane back shell
- waterfall edge seat
- structural nylon and steel frame
- passive lumbar and lateral back support mechanism
- high resilience (HR) molded soft foam seat and back
- guest chair frames are black powder coated steel
- field replaceable upholstery
- shipped simple knocked down as standard, up charge for assembly
- metal reinforced nylon base with carpet casters and nylon glides for guest seating

STYLES:

- task
- conference
- guest

FINISH:

- black

STANDARDS:

- all seating meets or exceeds ANSI/BIFMA
- hook and loop removable covers
- California 117 Fire Safety

OPTIONS:

- California 133 Fire Safety — additional cost

HIGH BACK TASK CHAIR WITH URETHANE ARMS & BACK

Overall Height: 43¾" – 48¾"
 Seat Height: 18" – 23"
 Seat Size: 20"w x 18½"d
 Back Size: 20"w x 25¾"h



product no.	frame finish	upholstery
WVC3261	BLK	<input type="checkbox"/> <input type="checkbox"/> <input type="checkbox"/> <input type="checkbox"/>
A	B	C

MID BACK TASK CHAIR WITH URETHANE ARMS & BACK

Overall Height: 41½"
 Seat Height: 18" – 23"
 Seat Size: 20"w x 18½"d
 Back Size: 20"w x 19¾"h



product no.	frame finish	upholstery
WVC3262	BLK	<input type="checkbox"/> <input type="checkbox"/> <input type="checkbox"/> <input type="checkbox"/>
A	B	C

GUEST CHAIR WITH 4-LEGS / URETHANE ARMS & BACK

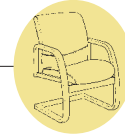
Overall Height: 35¾"
 Seat Height: 17¼"
 Seat Size: 20"w x 18½"d
 Back Size: 20"w x 19¾"h



product no.	frame finish	upholstery
WVC3132	BLK	<input type="checkbox"/> <input type="checkbox"/> <input type="checkbox"/> <input type="checkbox"/>
A	B	C

GUEST CHAIR WITH CANTILEVER BASE / URETHANE ARMS & BACK

Overall Height: 34"
 Seat Height: 17¼"
 Seat Size: 20"w x 18½"d
 Back Size: 20"w x 18"h



product no.	frame finish	upholstery
WVC3162	BLK	<input type="checkbox"/> <input type="checkbox"/> <input type="checkbox"/> <input type="checkbox"/>
A	B	C

HOW TO BUILD A MODEL NUMBER:

- A** — Select a chair style indicated by the product number.
- B** — Select an arm and base frame finish.
- C** — Select fabric or leather upholstery.

frame finish



black
BLK

upholstery finish

Refer to "colorworks" (CATMF500) brochure for full selection of upholstery choices.

pricing

Refer to the Overture Price List for complete pricing information.



WVC0914

BANKER'S CHAIR SEATING



Banker's Chair



Banker's Chair with Casters

When you choose the Banker's

Chair seating, you can be sure

you're getting a classic design,

excellence and durability

packaged together in an

attractive classic chair style.

This seating collection offers

the latest in web seat and

back construction ensuring

complete comfort.

**BANKER'S CHAIR SERIES STANDARD
FEATURES AND FUNCTIONS:**

- waterfall edge seat and roll back detail
- structural hardwood frame
- patented web seat and back comfort suspension
- high resilience (HR) molded soft foam seat and back

STYLE:

- multi-purpose, guest

FINISHES:

- black
- cherry
- mahogany
- natural maple
- walnut

STANDARDS:

- meets or exceeds ANSI/BIFMA
- California 117 Fire Safety

OPTIONS:

- California 133 fire safety—additional cost

BANKER'S
ARM CHAIR

Overall Height: 34"
Seat Height: 19"
Seat Size: 20"w x 18"d
Back Size: 20"w x 16"h



product no.	finish	upholstery
WVC0914	<input type="checkbox"/> <input type="checkbox"/>	<input type="checkbox"/> <input type="checkbox"/> <input type="checkbox"/> <input type="checkbox"/>
A	B	C

also available in leather

BANKER'S ARM CHAIR
WITH CASTERS

Overall Height: 34"
Seat Height: 19"
Seat Size: 20"w x 18"d
Back Size: 20"w x 16"h




product no.	finish	upholstery
WVC0915	<input type="checkbox"/> <input type="checkbox"/>	<input type="checkbox"/> <input type="checkbox"/> <input type="checkbox"/> <input type="checkbox"/>
A	B	C

also available in leather

HOW TO BUILD A MODEL NUMBER:

- A** — Select a chair style indicated by the product number.
- B** — Select an arm and base frame finish.
- C** — Select fabric or leather upholstery.

frame finishes



black BL cherry CH mahogany MH natural NT walnut WN

upholstery finish

Refer to "colorworks" (CATMF502) brochure for full selection of upholstery choices.

pricing

Refer to the Overture Price List for complete pricing information.




WVC9900

B SHARP SEATING



B Sharp Chair



B Sharp offers a stylish

Guest Chair perfect for every

occasion. This sturdy chair

is ideal for private offices,

conference areas and lobbies.

The solid hardwood frame with

web seat covered by molded

high resiliency foam offers

exceptional comfort and

durability. B Sharp's unique

design and comfort will

provide the image you desire

at a very affordable price.

**B SHARP SERIES STANDARD
FEATURES AND FUNCTIONS:**

- bent maple frames
- waterfall edge seat and back detail
- hardwood, metal and structural urethane frame construction
- hidden fastener design
- nylon glides

STYLES:

- multi-purpose
- guest

FINISHES:

- black
- cherry
- mahogany
- natural maple
- walnut

STANDARDS:

- meets or exceeds ANSI/BIFMA
- California 117 Fire Safety

B SHARP
ARM CHAIR



Overall Height: 35"
 Seat Height: 19"
 Seat Size: 19½" w x 18" d
 Back Size: 19" w x 18" d

product no.	finish	upholstery
WVC9900	<input type="checkbox"/> <input type="checkbox"/>	<input type="checkbox"/> <input type="checkbox"/> <input type="checkbox"/> <input type="checkbox"/>


A **B** **C**

also available in leather

HOW TO BUILD A MODEL NUMBER:

- A** — Select a chair style indicated by the product number.
- B** — Select an arm and base frame finish.
- C** — Select fabric or leather upholstery.

frame finishes



black BL	cherry CH	mahogany MH	natural NT	walnut WN
--------------------	---------------------	-----------------------	----------------------	---------------------

upholstery finish

Refer to "colorworks" (CATMF502) brochure for full selection of upholstery choices.

pricing

Refer to the Overture Price List for complete pricing information.



WVC6222 MH 7540 (Wine)

SOPRANO TRADITIONAL SEATING



High Back Task Chair with Roll Top and Open Arms



High Back Task Chair with Roll Top and Panel Arms



Mid Back Task Chair with Roll Top and Open Arms



Mid Back Task Chair with Roll Top and Panel Arms



Guest Chair with Roll Top and Panel Upholstered Arms



Guest Chair with Roll Top and Open Upholstered Arms



Lounge Chair



Two Place Sofa



Three Place Sofa

**Sophisticated yet durable,
the Soprano Series
harmonizes with any office
interior for a look that says
success. From task to
conference to guest, the
Soprano series can
complement your traditional/
transitional office and still
provide you with all the
ergonomic features needed
for today's office environment.**

**SOPRANO SERIES STANDARD
FEATURES AND FUNCTIONS:**

- *die cast swivel knee tilt mechanism*
- *rotational multi-position tilt lock adjustment*
- *pneumatic height adjustment*
- *adjustable tension control*
- *real hardwood arms*
- *waterfall edge seat and roll back detail*
- *structural hardwood and urethane frame*
- *patented web seat and back comfort suspension*
- *passive lumbar and lateral back support mechanism*
- *high resilience (HR) molded soft foam seat and back*
- *steel reinforced wood base with carpet casters or nylon glides for guest seating*

STYLES:

- *task*
- *guest*
- *lounge*

FINISHES:

- *black*
- *cherry*
- *mahogany*
- *natural*

STANDARDS:

- *meets or exceeds ANSI/BIFMA*
- *California 117 Fire Safety*

OPTIONS:

- *California 133 Fire Safety — additional cost*

**HIGH BACK TASK CHAIR
WIROLL TOP AND OPEN ARMS**



Overall Height: 47½" – 50½"
 Seat Height: 18" – 21"
 Seat Size: 20¾" w x 18" d
 Back Size: 20¾" w x 28" h

product no.	frame finish	upholstery
WVC6222	<input type="checkbox"/>	<input type="checkbox"/> <input type="checkbox"/> <input type="checkbox"/> <input type="checkbox"/>
A	B	C

**HIGH BACK TASK CHAIR
WIROLL TOP AND PANEL ARMS**



Overall Height: 47½" – 50½"
 Seat Height: 18" – 21"
 Seat Size: 19¾" w x 18" d
 Back Size: 19¾" w x 28" h

product no.	frame finish	upholstery
WVC6212	<input type="checkbox"/>	<input type="checkbox"/> <input type="checkbox"/> <input type="checkbox"/> <input type="checkbox"/>
A	B	C

**MID BACK TASK CHAIR WIROLL
TOP AND OPEN ARMS**



Overall Height: 39" – 42"
 Seat Height: 18" – 21"
 Seat Size: 20¾" w – 18" d
 Back Size: 20¾" w x 20" h

product no.	frame finish	upholstery
WVC6221	<input type="checkbox"/>	<input type="checkbox"/> <input type="checkbox"/> <input type="checkbox"/> <input type="checkbox"/>
A	B	C

**MID BACK TASK CHAIR WIROLL
TOP AND PANEL ARMS**



Overall Height: 39" – 42"
 Seat Height: 18" – 21"
 Seat Size: 19¾" w – 18" d
 Back Size: 19¾" w x 20" h

product no.	frame finish	upholstery
WVC6211	<input type="checkbox"/>	<input type="checkbox"/> <input type="checkbox"/> <input type="checkbox"/> <input type="checkbox"/>
A	B	C

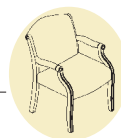
**GUEST CHAIR WITH ROLL
TOP AND PANEL
UPHOLSTERED ARMS**



Overall Height: 33¾"
 Seat Height: 17¾"
 Seat Size: 19½" w x 18" d
 Back Size: 19" w x 16½" h

product no.	frame finish	upholstery
WVC6110	<input type="checkbox"/>	<input type="checkbox"/> <input type="checkbox"/> <input type="checkbox"/> <input type="checkbox"/>
A	B	C

**GUEST CHAIR WITH ROLL
TOP AND OPEN
UPHOLSTERED ARMS**



Overall Height: 33¾"
 Seat Height: 17¾"
 Seat Size: 19½" w x 18" d
 Back Size: 19" w x 16½" h

product no.	frame finish	upholstery
WVC6120	<input type="checkbox"/>	<input type="checkbox"/> <input type="checkbox"/> <input type="checkbox"/> <input type="checkbox"/>
A	B	C

LOUNGE CHAIR



Overall Height: 34¾"
 Seat Height: 18¾"
 Seat Size: 20½" w x 20" d
 Back Size: 20" w x 17" h

product no.	frame finish	upholstery
WVC6612	<input type="checkbox"/>	<input type="checkbox"/> <input type="checkbox"/> <input type="checkbox"/> <input type="checkbox"/>
A	B	C

TWO PLACE SOFA



Overall Height: 34¾"
 Seat Height: 18¾"
 Seat Size: 40¾" w x 20" d
 Back Size: 39¾" w x 17" h

product no.	frame finish	upholstery
WVC6712	<input type="checkbox"/>	<input type="checkbox"/> <input type="checkbox"/> <input type="checkbox"/> <input type="checkbox"/>
A	B	C

THREE PLACE SOFA



Overall Height: 34¾"
 Seat Height: 18¾"
 Seat Size: 60¾" w x 20" d
 Back Size: 59¾" w x 17" h

product no.	frame finish	upholstery
WVC6812	<input type="checkbox"/>	<input type="checkbox"/> <input type="checkbox"/> <input type="checkbox"/> <input type="checkbox"/>
A	B	C

HOW TO BUILD A MODEL NUMBER:

- A** — Select a chair style indicated by the product number.
- B** — Select an arm and base frame finish.
- C** — Select fabric or leather upholstery.

frame finishes



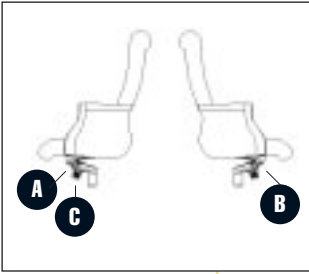
upholstery finish

Refer to "colorworks" (CATMF500) brochure for full selection of upholstery choices.

pricing

Refer to the Overture Price List for complete pricing information.

CHAIR ADJUSTMENTS



SEAT HEIGHT ADJUSTMENT

A. Rotary command lever to activate gas lift for seat height adjustment; in seated position, rotate upward to activate.

CHAIR TILT ADJUSTMENT

B. Rotary command lever for locking-unlocking chair tilt with “shock resistant” function (five positions); rotate upward for free float tilting.

CHAIR TENSION ADJUSTMENT

C. Knob for adjusting tension according to user’s weight; turn clockwise to increase tension & counterclockwise for less tension.



WVC1610 MH 7541 (Burgundy Leather)

QUEEN'S ENGLISH SEATING



Tufted wing chair



Tufted loveseat



Tufted sofa



Non-tufted wing chair



Non-tufted loveseat



Non-tufted sofa

When you choose this collection, you can be sure you're getting design excellence and durability packaged together in an attractive, classic chair style. This seating collection offers the latest in web seat and back construction, found only in higher priced seating collections.

QUEEN'S ENGLISH SERIES STANDARD FEATURES:

- *hardwood and structural urethane frame*
- *patented web seat and back comfort suspension*
- *passive lumbar and lateral back support mechanism*
- *tufted button upholstery*
- *brass head tack detailing*
- *high resilience (HR) molded soft foam seat and back*

STYLES:

- *lounge*
- *reception*

FINISHES:

- *cherry, mahogany, walnut*

STANDARDS:

- *meets or exceeds ANSI/BIFMA*
- *California 117 Fire Safety*

OPTIONS:

- *California 133 Fire Safety — additional cost*

TUFTED WING CHAIR



Overall Height: 44½"
 Seat Height: 19"
 Seat Size: 21"w x 20"d
 Back Size: 24"w x 25½"h

product no.	finish	upholstery
WVC1610	<input type="checkbox"/> <input type="checkbox"/>	<input type="checkbox"/> <input type="checkbox"/> <input type="checkbox"/> <input type="checkbox"/>

A **B** **C**

TUFTED LOVESEAT



Overall Height: 38"
 Seat Height: 18"
 Seat Size: 43"w x 20½"d
 Back Size: 43"w x 20"h

product no.	finish	upholstery
WVC1612	<input type="checkbox"/> <input type="checkbox"/>	<input type="checkbox"/> <input type="checkbox"/> <input type="checkbox"/> <input type="checkbox"/>

A **B** **C**

TUFTED SOFA



Overall Height: 38"
 Seat Height: 18"
 Seat Size: 66"w x 20½"d
 Back Size: 66"w x 20"h

product no.	finish	upholstery
WVC1613	<input type="checkbox"/> <input type="checkbox"/>	<input type="checkbox"/> <input type="checkbox"/> <input type="checkbox"/> <input type="checkbox"/>

A **B** **C**

NON-TUFTED WING CHAIR

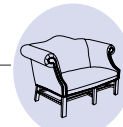


Overall Height: 44½"
 Seat Height: 19"
 Seat Size: 21"w x 20"d
 Back Size: 24"w x 25½"h

product no.	finish	upholstery
WVC1620	<input type="checkbox"/> <input type="checkbox"/>	<input type="checkbox"/> <input type="checkbox"/> <input type="checkbox"/> <input type="checkbox"/>

A **B** **C**

NON-TUFTED LOVESEAT




Overall Height: 38"
 Seat Height: 18"
 Seat Size: 43"w x 20½"d
 Back Size: 43"w x 20"h

product no.	finish	upholstery
WVC1622	<input type="checkbox"/> <input type="checkbox"/>	<input type="checkbox"/> <input type="checkbox"/> <input type="checkbox"/> <input type="checkbox"/>

A **B** **C**

NON-TUFTED SOFA



Overall Height: 38"
 Seat Height: 18"
 Seat Size: 66"w x 20½"d
 Back Size: 66"w x 20"h

product no.	finish	upholstery
WVC1623	<input type="checkbox"/> <input type="checkbox"/>	<input type="checkbox"/> <input type="checkbox"/> <input type="checkbox"/> <input type="checkbox"/>

A **B** **C**

HOW TO BUILD A MODEL NUMBER:

- A** — Select a chair style indicated by the product number.
- B** — Select an arm and base frame finish.
- C** — Select fabric or leather upholstery.

frame finishes



upholstery finish

Refer to "colorworks" (CATMF500) brochure for full selection of upholstery choices.

pricing

Refer to the Overture Price List for complete pricing information.



WVC1211 MH 7541 (Burgundy Leather)

QUEEN ANNE SEATING



Executive High Back Task Wing Chair with Tufted Upholstery



Executive Mid Back Task Wing Chair with Tufted Upholstery



High Back Guest Wing Chair with Tufted Upholstery



Mid Back Guest Wing Chair with Tufted Upholstery

The Queen Anne collection

has traditional wingback

styling, with diamond tufted

upholstery, proportioned to fit

today's office environment.

This collection pays attention

to details such as brass

upholstery tacks, carved base,

and finished hardwood legs,

providing the perfect solution

for a more traditional office.

QUEEN ANNE SERIES STANDARD FEATURES:

- die cast swivel knee tilt mechanism
- rotational multi-position tilt lock adjustment
- pneumatic height adjustment
- adjustable tension control
- hardwood and structural urethane frame
- patented web seat and back comfort suspension
- passive lumbar and lateral back support mechanism
- tufted button upholstery
- brass head tack detailing
- high resilience (HR) molded soft foam seat and back
- steel reinforced wood base with carpet casters or nylon glides for guest seating

STYLES:

- task
- guest

FINISHES:

- cherry
- mahogany

STANDARDS:

- meets or exceeds ANSI/BIFMA
- California 117 Fire Safety

OPTIONS:

- California 133 Fire Safety — additional cost

EXECUTIVE HIGH BACK
TASK WING CHAIR WITH
TUFTED UPHOLSTERY



Overall Height: 47" – 50"
Seat Height: 19" – 22"
Seat Size: 20"w x 18"d
Back Size: 17"w x 27½"h

product no.	finish	upholstery
WVC1211	<input type="checkbox"/> <input type="checkbox"/>	<input type="checkbox"/> <input type="checkbox"/> <input type="checkbox"/> <input type="checkbox"/>
A	B	C

EXECUTIVE MID BACK
TASK WING CHAIR WITH
TUFTED UPHOLSTERY



Overall Height: 40" – 43"
Seat Height: 19" – 22"
Seat Size: 18"w x 18"d
Back Size: 16¾"w x 20½"h

product no.	finish	upholstery
WVC1212	<input type="checkbox"/> <input type="checkbox"/>	<input type="checkbox"/> <input type="checkbox"/> <input type="checkbox"/> <input type="checkbox"/>
A	B	C

HIGH BACK GUEST
WING CHAIR WITH
TUFTED UPHOLSTERY



Overall Height: 45½"
Seat Height: 18½"
Seat Size: 20"w x 18"d
Back Size: 17"w x 27½"h

product no.	finish	upholstery
WVC1111	<input type="checkbox"/> <input type="checkbox"/>	<input type="checkbox"/> <input type="checkbox"/> <input type="checkbox"/> <input type="checkbox"/>
A	B	C

MID BACK GUEST
WING CHAIR WITH
TUFTED UPHOLSTERY



Overall Height: 38½"
Seat Height: 18½"
Seat Size: 18"w x 18"d
Back Size: 16¾"w x 20½"h

product no.	finish	upholstery
WVC1112	<input type="checkbox"/> <input type="checkbox"/>	<input type="checkbox"/> <input type="checkbox"/> <input type="checkbox"/> <input type="checkbox"/>
A	B	C

HOW TO BUILD A MODEL NUMBER:

- A** — Select a chair style indicated by the product number.
- B** — Select an arm and base frame finish.
- C** — Select fabric or leather upholstery.

frame finishes



cherry CH mahogany MH

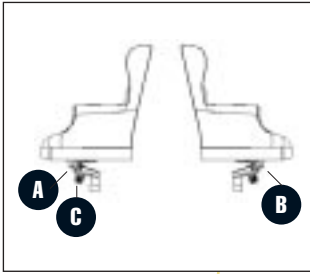
upholstery finish

Refer to "colorworks" (CATMF500) brochure for full selection of upholstery choices.

pricing

Refer to the Overture Price List for complete pricing information.

CHAIR ADJUSTMENTS



SEAT HEIGHT ADJUSTMENT

A. Rotary command lever to activate gas lift for seat height adjustment; in seated position, rotate upward to activate.

CHAIR TILT ADJUSTMENT

B. Rotary command lever for locking-unlocking chair tilt with “shock resistant” function (five positions); rotate upward for free float tilting.

CHAIR TENSION ADJUSTMENT

C. Knob for adjusting tension according to user’s weight; turn clockwise to increase tension & counterclockwise for less tension.



TGPBWACC BL BL 3500

TORSION ON THE GO SEATING



Nylon back and upholstered seat armchair



Nylon back and upholstered seat chair



Upholstered back and seat armchair



Upholstered back and seat chair

Easy to nest, easy to store

and easy to move, the

Torsion on the Go seating

series is ideal for the office

on the move. When you need

functional seating that is

versatile, sturdy and

comfortable, look to the

seating on wheels.

**TORSION ON THE GO SERIES STANDARD
FEATURES AND FUNCTIONS:**

- *seat is two-piece construction of molded plywood upholstery board with a molded compound curved nylon shroud with a textured finish*
- *seat is always upholstered. Foam (1 $\frac{3}{4}$ "") is applied to the molded plywood upholstery board*
- *seat flips up to allow chairs to nest for storage and transport*
- *two welded steel backrest supports attach the backrest to the torsion mechanism. A steel tube is welded to each backrest support for added strength*
- *legs are 1" 13-gauge steel tubing*
- *armrests are made of nylon and rotate with the back*

STYLE:

- *conference*
- *multi-purpose*

FINISH:

- *black, chrome*

STANDARDS:

- *meets or exceeds ANSI/BIFMA*
- *California 117 Fire Safety*

NYLON BACK AND
UPHOLSTERED SEAT ARMCHAIR



Overall Height: 32¼"
Seat Height: 18"
Seat Size: 17¼"w x 18½"d
Back Size: 18¼"w x 14"h

product no.	frame finish	shell color	upholstery
TGPBWACC	<input type="checkbox"/>	<input type="checkbox"/>	<input type="checkbox"/> <input type="checkbox"/> <input type="checkbox"/> <input type="checkbox"/>
A	B	C	D

UPHOLSTERED BACK AND
SEAT ARMCHAIR



Overall Height: 32¼"
Seat Height: 18"
Seat Size: 17¼"w x 18½"d
Back Size: 18¼"w x 14"h

product no.	frame finish	shell color	upholstery
TGUBWACC	<input type="checkbox"/>	<input type="checkbox"/>	<input type="checkbox"/> <input type="checkbox"/> <input type="checkbox"/> <input type="checkbox"/>
A	B	C	D

NYLON BACK AND
UPHOLSTERED SEAT CHAIR



Overall Height: 32¼"
Seat Height: 18"
Seat Size: 17¼"w x 18½"d
Back Size: 18¼"w x 14"h

product no.	frame finish	shell color	upholstery
TGPBNACC	<input type="checkbox"/>	<input type="checkbox"/>	<input type="checkbox"/> <input type="checkbox"/> <input type="checkbox"/> <input type="checkbox"/>
A	B	C	D

UPHOLSTERED BACK AND
SEAT CHAIR



Overall Height: 32¼"
Seat Height: 18"
Seat Size: 17¼"w x 18½"d
Back Size: 18¼"w x 14"h

product no.	frame finish	shell color	upholstery
TGUBNACC	<input type="checkbox"/>	<input type="checkbox"/>	<input type="checkbox"/> <input type="checkbox"/> <input type="checkbox"/> <input type="checkbox"/>
A	B	C	D


HOW TO BUILD A MODEL NUMBER:

- A** — Select a chair style indicated by the product number.
- B** — Select an arm and base frame finish.
- C** — Select a shell color.
- D** — Select fabric or leather upholstery.

frame finish



shell finish



upholstery finish

Refer to "colorworks" (CATMF500) brochure for full selection of upholstery choices.


pricing

Refer to the Overture Price List for complete pricing information.



RAUBNAPYBL BL 7578


R A P T U R E S E A T I N G







Polypropylene arm chair with plastic glide



Upholstered seat armless chair, poly back with plastic glide



Upholstered seat arm chair poly back with plastic glide



Contemporary, graceful design

combined with extraordinary

comfort make the Rapture

chair perfect in a multitude

of settings. Guests and

employees alike will

appreciate the subtle details

and easy handling of this

versatile seating line. No

matter what your needs, from

the conference room to the

reception area, Rapture is

always a welcome addition.

**RAPTURE SERIES STANDARD FEATURES
AND FUNCTIONS:**

- *injection-molded polypropylene seat and backrest*
- *molded urethane foam seat*
- *injection molded nylon armrests*
- *16-gauge tubular steel*
- *all joints are welded*
- *glides are chrome plated steel or plastic*

STYLE:

- *multi-purpose/stackable*
- *conference*
- *dining*
- *guest*

FINISH:

- *bright nickel-chrome plating*
- *epoxy powder coating*

STANDARDS:

- *meets or exceeds ANSI/BIFMA*
- *California 117 Fire Safety*

OPTIONS:

- *field replaceable seat and back pad*

POLYPROPYLENE ARMCHAIR WITH PLASTIC GLIDE



Overall Height: 32"
 Seat Height: 18"
 Seat Size: 16½" w x 17" d
 Back Size: 18" w x 15" h

product no.	frame finish	shell color
RAPLWAPY	CH	<input type="checkbox"/> <input type="checkbox"/>
A	B	C

UPHOLSTERED SEAT ARMCHAIR POLY BACK WITH PLASTIC GLIDE



Overall Height: 32"
 Seat Height: 18"
 Seat Size: 16½" w x 17" d
 Back Size: 18" w x 15" h

product no.	frame finish	shell color	upholstery
RAPBWAPY	<input type="checkbox"/> <input type="checkbox"/>	<input type="checkbox"/> <input type="checkbox"/>	<input type="checkbox"/> <input type="checkbox"/> <input type="checkbox"/> <input type="checkbox"/>
A	B	C	D

UPHOLSTERED SEAT ARMLESS CHAIR, POLY BACK WITH PLASTIC GLIDE




Overall Height: 32"
 Seat Height: 18"
 Seat Size: 16½" w x 17" d
 Back Size: 18" w x 15" h

product no.	frame finish	shell color	upholstery
RAUBNAPY	<input type="checkbox"/> <input type="checkbox"/>	<input type="checkbox"/> <input type="checkbox"/>	<input type="checkbox"/> <input type="checkbox"/> <input type="checkbox"/> <input type="checkbox"/>
A	B	C	D

HOW TO BUILD A MODEL NUMBER:

- A** — Select a chair style indicated by the product number.
- B** — Select an arm and base frame finish.
- C** — Select shell finish
- D** — Select fabric or leather upholstery.

shell finish



frame finish



upholstery finish

Refer to "colorworks" (CATMF500) brochure for full selection of upholstery choices.

pricing

Refer to the Overture Price List for complete pricing information.



TPL1883 BLK 7576

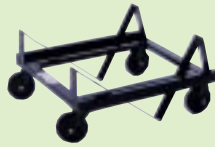
CHORALE | SEATING



Upholstered Flared Arm Chair



*Upholstered Sled Base
Flared Arm Chair*



*Chair Stacking Transport/
Storage Dolly*



Versatile and attractive, the

Chorale collection is ideal for

a variety of seating needs,

including reception areas,

auditoriums and cafeterias.

The collection now includes

a choice of Flared arms

(Chorale I), Rounded tubular

arms (Chorale II) or Flat oval

arms (Chorale III). An

additional convenience, most

Chorale I, II and III chairs are

stackable to eight high and

easy to store on a mobile dolly.

**CHORALE I SERIES STANDARD
FEATURES AND FUNCTIONS:**

- *high-density molded foam or molded plywood*
- *reinforced molded arms with 13-gauge tubular steel frame*
- *all seating meets or exceeds ANSI/BIFMA standards*
- *nylon glides*

STYLE:

- *multi-purpose*

FINISH:

- *black*


STANDARDS:

- *meets or exceeds ANSI/BIFMA*
- *California 117 Fire Safety*

OPTIONS:

- *chair stacking transport/storage dolly*

UPHOLSTERED FLARED
ARM CHAIR

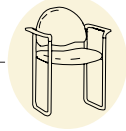


Overall Height: 31½"
 Seat Height: 18½"
 Seat Size: 17½" w x 17½" d
 Back Size: 17¼" w x 13½" h

product no.	finish	upholstery
TPL1883	BLK	<input type="checkbox"/> <input type="checkbox"/> <input type="checkbox"/>

A **B** **C**
 not available in leather

UPHOLSTERED SLED BASE
FLARED ARM CHAIR

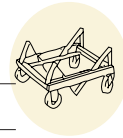


Overall Height: 31½"
 Seat Height: 18½"
 Seat Size: 17½" w x 17½" d
 Back Size: 17¼" w x 13½" h

product no.	finish	upholstery
TPL1898	BLK	<input type="checkbox"/> <input type="checkbox"/> <input type="checkbox"/>

A **B** **C**
 not available in leather

CHORALE I AND CHORALE II
CHAIR STACKING TRANSPORT/
STORAGE DOLLY



Product No. HWS1169

HOW TO BUILD A MODEL NUMBER:

- A** — Select a chair style indicated by the product number.
- B** — Select an arm and base frame finish.
- C** — Select fabric or leather upholstery.

frame finish



black
BLK

upholstery finish

Refer to "colorworks" (CATMF500) brochure for full selection of upholstery choices.












pricing

Refer to the Overture Price List for complete pricing information.



TPL1908 BLK 7575

CHORALE II AND III SEATING

CHORALE II					
					
CHORALE III					

Versatile and attractive, the

Chorale collection is ideal for

a variety of seating needs,

including reception areas,

auditoriums and cafeterias.

The collection now includes

a choice of Flared arms

(Chorale I), Rounded tubular

arms (Chorale II) or Flat oval

arms (Chorale III). An

additional convenience, most

Chorale I, II and III chairs are

stackable to eight high and

easy to store on a mobile dolly.

**CHORALE II SERIES STANDARD
FEATURES AND FUNCTIONS:**

- high-density molded foam
- 13-gauge tubular steel frame
- all seating meets or exceeds ANSI/BIFMA standards
- nylon glides

**CHORALE III SERIES STANDARD
FEATURES AND FUNCTIONS:**

- extra high-density fabricated foam
- wider seat pan and back (than Chorale I & II)
- 16-gauge flat oval steel frame
- anti-tip glide (sled-base model)
- all seating meets or exceeds ANSI/BIFMA standards
- nylon glides

STYLES:

- multi-purpose
- tablet arm chairs

FINISH:

- black

STANDARDS:

- meets or exceeds ANSI/BIFMA
- California 117 Fire Safety

OPTIONS:

- chair stacking transport/storage dolly
- **Chorale III only:** California 133 Fire Safety — additional cost

CHORALE II

UPHOLSTERED TUBULAR
ARM CHAIR



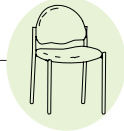
Overall Height: 31½"
Seat Height: 18½"
Seat Size: 17½"w x 17½"d
Back Size: 17¼"w x 13½"h

product no.	finish	upholstery
TPL1907	BLK	<input type="checkbox"/> <input type="checkbox"/> <input type="checkbox"/> <input type="checkbox"/>

A **B** **D**

not available in leather

UPHOLSTERED SIDE CHAIR
WITHOUT ARMS



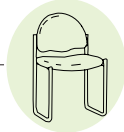
Overall Height: 31½"
Seat Height: 18½"
Seat Size: 17½"w x 17½"d
Back Size: 17¼"w x 13½"h

product no.	finish	upholstery
TPL1894	BLK	<input type="checkbox"/> <input type="checkbox"/> <input type="checkbox"/> <input type="checkbox"/>

A **B** **D**

not available in leather

UPHOLSTERED SLED BASE
SIDE CHAIR WITHOUT ARMS



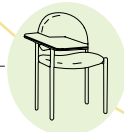
Overall Height: 31½"
Seat Height: 18½"
Seat Size: 17½"w x 17½"d
Back Size: 17¼"w x 13½"h

product no.	finish	upholstery
TPL1896	BLK	<input type="checkbox"/> <input type="checkbox"/> <input type="checkbox"/> <input type="checkbox"/>

A **B** **D**

not available in leather

UPHOLSTERED RIGHT HAND
FIXED TABLET ARM CHAIR



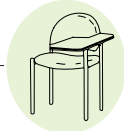
Overall Height: 31½"
Seat Height: 18½"
Seat Size: 17½"w x 17½"d
Back Size: 17¼"w x 13½"h

product no.	finish	tablet	upholstery
TPL1899	BLK	B	<input type="checkbox"/> <input type="checkbox"/> <input type="checkbox"/> <input type="checkbox"/>

A **B** **C** **D**

not available in leather

UPHOLSTERED LEFT HAND
FIXED TABLET ARM CHAIR



Overall Height: 31½"
Seat Height: 18½"
Seat Size: 17½"w x 17½"d
Back Size: 17¼"w x 13½"h

product no.	finish	tablet	upholstery
TPL1900	BLK	B	<input type="checkbox"/> <input type="checkbox"/> <input type="checkbox"/> <input type="checkbox"/>

A **B** **C** **D**

not available in leather

CHORALE III

UPHOLSTERED 4-LEG GUEST
CHAIR WITH FIXED ARMS



Overall Height: 31½"
Seat Height: 18½"
Seat Size: 17½"w x 17½"d
Back Size: 17¼"w x 13½"h

product no.	finish	upholstery
TPL1908	BLK	<input type="checkbox"/> <input type="checkbox"/> <input type="checkbox"/> <input type="checkbox"/>

A **B** **D**

UPHOLSTERED 4-LEG GUEST
CHAIR WITHOUT ARMS



Overall Height: 31½"
Seat Height: 18½"
Seat Size: 17½"w x 17½"d
Back Size: 17¼"w x 13½"h

product no.	finish	upholstery
TPL1909	BLK	<input type="checkbox"/> <input type="checkbox"/> <input type="checkbox"/> <input type="checkbox"/>

A **B** **D**

UPHOLSTERED SLED BASE
CHAIR WITH FIXED ARMS



Overall Height: 31½"
Seat Height: 18½"
Seat Size: 17½"w x 17½"d
Back Size: 17¼"w x 13½"h

product no.	finish	upholstery
TPL1910	BLK	<input type="checkbox"/> <input type="checkbox"/> <input type="checkbox"/> <input type="checkbox"/>

A **B** **D**

UPHOLSTERED SLED BASE
CHAIR WITHOUT ARMS

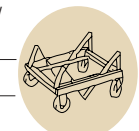


Overall Height: 31½"
Seat Height: 18½"
Seat Size: 17½"w x 17½"d
Back Size: 17¼"w x 13½"h

product no.	finish	upholstery
TPL1911	BLK	<input type="checkbox"/> <input type="checkbox"/> <input type="checkbox"/> <input type="checkbox"/>

A **B** **D**

CHAIR STACKING TRANSPORT/
STORAGE DOLLY



Product No. HWS 6486

HOW TO BUILD A MODEL NUMBER:

- A** — Select a chair style indicated by the product number.
- B** — Select an arm and base frame finish.
- C** — Select a tablet color code.
- D** — Select fabric or leather upholstery.

frame finish



black
BLK

upholstery finish

Refer to "colorworks" (CATMF500) brochure for full selection of upholstery choices.

pricing

Refer to the Overture Price List for complete pricing information.



MXPLWAPYCHBP

MATRIX SEATING



Stacking arm chair with poly back and seat



Armless stacking chair with poly back and seat



Upholstered stacking arm chair



Upholstered armless stacking chair



Left hand tablet arm chair with poly back and seat




Right hand tablet arm chair with poly back and seat



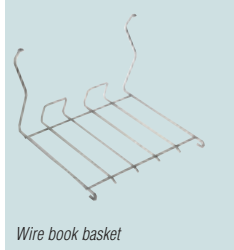
Upholstered left hand tablet arm chair



Upholstered right hand tablet arm chair



Transport dolly



Wire book basket

Versatile yet exceptionally comfortable, the Matrix chair was designed to stand up to the heavy usage demanded by high-traffic areas such as cafeterias, training rooms and lounges. The ergonomic design features a curved seat and backrest not typically found in stackable seating. So when you want the best in comfort, style and durability, have a seat in the Matrix.

MATRIX SERIES STANDARD FEATURES AND FUNCTIONS:

- *long-lasting and durable steel construction*
- *injection-molded polypropylene seat and back construction*
- *stack 45 high on mobile dolly*
- *nylon floor protection glides are standard*
- *ganging brackets are available*

STYLE:

- *multi-purpose/stackable*

FINISH:

- *bright nickle-chrome plating*

STANDARDS:

- *meets or exceeds ANSI/BIFMA*
- *California 117 Fire Safety*

OPTIONS:

- *wire book basket — additional cost*

STACKING ARM CHAIR WITH POLY BACK AND SEAT

Overall Height: 32½"
 Seat Height: 18"
 Seat Size: 17½" w x 18" d
 Back Size: 16½" w x 17" h



product no.	frame finish	shell color
MXPLWAPY	CH	<input type="checkbox"/> <input type="checkbox"/>
A	B	C

ARMLESS STACKING CHAIR WITH POLY BACK AND SEAT

Overall Height: 32½"
 Seat Height: 18"
 Seat Size: 17½" w x 18" d
 Back Size: 16½" w x 17" h



product no.	frame finish	shell color
MXPLNAPY	CH	<input type="checkbox"/> <input type="checkbox"/>
A	B	C

UPHOLSTERED STACKING ARM CHAIR

Overall Height: 32½"
 Seat Height: 18"
 Seat Size: 17½" w x 18" d
 Back Size: 16½" w x 17" h



product no.	frame finish	shell color	upholstery
MXFSWAPY	CH	<input type="checkbox"/> <input type="checkbox"/>	<input type="checkbox"/> <input type="checkbox"/> <input type="checkbox"/> <input type="checkbox"/>
A	B	C	D

UPHOLSTERED ARMLESS STACKING CHAIR

Overall Height: 32½"
 Seat Height: 18"
 Seat Size: 17½" w x 18" d
 Back Size: 16½" w x 17" h



product no.	frame finish	shell color	upholstery
MXFSNAPY	CH	<input type="checkbox"/> <input type="checkbox"/>	<input type="checkbox"/> <input type="checkbox"/> <input type="checkbox"/> <input type="checkbox"/>
A	B	C	D

LEFT HAND TABLET ARM CHAIR WITH POLY BACK AND SEAT

Overall Height: 32½"
 Seat Height: 18"
 Seat Size: 17½" w x 18" d
 Back Size: 16½" w x 17" h



product no.	frame finish	shell color
MXPLNAPYTA	CH	<input type="checkbox"/> <input type="checkbox"/>
A	B	C

RIGHT HAND TABLET ARM CHAIR WITH POLY BACK AND SEAT

Overall Height: 32½"
 Seat Height: 18"
 Seat Size: 17½" w x 18" d
 Back Size: 16½" w x 17" h



product no.	frame finish	shell color
MXPLNAPYTA	CH	<input type="checkbox"/> <input type="checkbox"/>
A	B	C

UPHOLSTERED LEFT HAND TABLET ARM CHAIR

Overall Height: 32½"
 Seat Height: 18"
 Seat Size: 17½" w x 18" d
 Back Size: 16½" w x 17" h



product no.	frame finish	shell color	upholstery
MXFNSAPYTA	CH	<input type="checkbox"/> <input type="checkbox"/>	<input type="checkbox"/> <input type="checkbox"/> <input type="checkbox"/> <input type="checkbox"/>
A	B	C	D

UPHOLSTERED RIGHT HAND TABLET ARM CHAIR

Overall Height: 32½"
 Seat Height: 18"
 Seat Size: 17½" w x 18" d
 Back Size: 16½" w x 17" h



duct no.	frame finish	shell color	upholstery
MXFNSAPYTA	CH	<input type="checkbox"/> <input type="checkbox"/>	<input type="checkbox"/> <input type="checkbox"/> <input type="checkbox"/> <input type="checkbox"/>
A	B	C	D

TRANSPORT DOLLY

- Accommodates up to 45 upholstered chairs
- 5" caster wheels: 2 fixed 2 swivel



product no.
 HWS 1169

WIRE BOOK BASKET

- Bright Nickel Chrome finish
- Basket is field installable



product no.
 HD FRM BCH

HOW TO BUILD A MODEL NUMBER:

- A** — Select a chair style indicated by the product number.
- B** — Select an arm and base frame finish.
- C** — Select shell color.
- D** — Select fabric or leather upholstery.

frame finish



chrome
 CH

shell colors



russet
 RS

sand
 SA

baltic
 BT

black
 BL

warm gray
 WG

upholstery finish

Refer to "colorworks" (CATMF500) brochure for full selection of upholstery choices.

pricing

Refer to the Overture Price List



SXO SEATING



SXO Chair



SXO High Back Chair

SXO creates a remarkable first

impression with its sleek,

striking appearance. This

unique seating solution

continues to impress by

keeping your comfort in mind

with innovative features like: a

breathable translucent mesh

back, an ergonomically

designed back frame with

built-in lumbar support, energy

absorbing seat, supportive and

adjustable arms, an all-

purpose back pocket and a

smooth activating mechanism

with infinite position tilt lock.

**SXO SERIES STANDARD
FEATURES AND FUNCTIONS:**

- *breathable translucent mesh back*
- *ergonomically designed back frame with built-in lumbar support*
- *energy absorbing seat*
- *supportive, adjustable arms*
- *all-purpose back pocket*
- *smooth activating mechanism with infinite position tilt lock*

STYLE:

- *multi-purpose*

FINISH:

- *black*

STANDARDS:

- *meets or exceeds ANSI/BIFMA*
- *California 117 Fire Safety*

OPTIONS:

- *optional headrest*

SXO MID-BACK
ARM CHAIR

Overall Height: 37"-42½"
 Seat Height: 16"-21"
 Seat Size: 20"w x 20"d
 Back Size: 23"w x 23"h



product no.	finish	upholstery
SX06100	BLK	0301
A	B	C

not available in leather

SXO HIGH-BACK
ARM CHAIR

Overall Height: 48½"-54"
 Seat Height: 16"-21"
 Seat Size: 20"w x 20"d
 Back Size: 23"w x 23"h



product no.	finish	upholstery
SX06102	BLK	0301
A	B	C

not available in leather

HOW TO BUILD A MODEL NUMBER:

- A** — Select a chair style indicated by the product number.
- B** — Select an arm and base frame finish.
- C** — Select fabric or leather upholstery.

frame finish



black
BLK

upholstery finish

Refer to "colorworks" (CATMF500) brochure for full selection of upholstery choices.

pricing

Refer to the Overture Price List for complete pricing information.



LXOMB00

LXO ERGO TASK SERIES SEATING



LXO Ergo Task Chair

One chair. Multiple functions.

Perfect for working, meeting or

training. LXO is the new

standard for ergonomic

affordable seating. This

lightweight, well proportioned

all purpose task chair was

designed to meet the needs of

today's tight working spaces.

The LXO is a breath of fresh air

with its award winning

ergonomic design, superior

comfort and quality

workmanship.

**LXO ERGO TASK SERIES STANDARD
FEATURES AND FUNCTIONS:**

- *translucent patterned weave mesh back*
- *synchronous knee-tilt mechanism with infinite position tilt-lock*
- *back depth adjustment*
- *easy to use, height adjustable arms*
- *energy absorbing dual density seat foam*
- *waterfall seat design*

STYLE:

- *desk/task*

FINISH:

- *black*

STANDARDS:

- *meets or exceeds ANSI/BIFMA*
- *California 117 Fire Safety*

LXO ERGO TASK SEATING

Overall Height: 35½"-41"
 Seat Height: 16"-21"
 Seat Size: 18½"w x 19½"d
 Back Size: 19"w x 18"h



product no.	finish	upholstery
LXOMB00	BLK	<input type="checkbox"/> <input type="checkbox"/> <input type="checkbox"/>

A **B** **C**

not available in leather

HOW TO BUILD A MODEL NUMBER:

- A** — Select a chair style indicated by the product number.
- B** — Select an arm and base frame finish.
- C** — Select fabric or leather upholstery.

frame finish



black
BLK

upholstery finish

Refer to "colorworks" (CATMF502) brochure for full selection of upholstery choices.

pricing

Refer to the Overture Price List for complete pricing information.



PSPLCAPG

PIRETTI STACKER SEATING



4-Leg Stacking Chair



Cantilevered Arm Stacking Chair



4-Leg Stacking Tablet Armchair



4-Leg Flex Arm Stacking Chair



Sled-Base Stacking Chair



Sled-Base Flex Arm (Nonstacking)

When you choose the Piretti

Stacker collection you're

getting a low-density stack

chair with exceptional comfort

due to its patented flex back

which automatically adjusts

back tension based on the

user's weight.

**PIRETTI STACKER SERIES STANDARD
FEATURES AND FUNCTIONS:**

- *automatic back tension based on weight of occupant (action back)*
- *tablet arm model is made of high-density plastic laminate and flips up for easy entry*
- *welded frame construction*

STYLE:

- *multi-purpose*

AVAILABLE FRAMES:

- *black*
- *chrome*

STANDARDS:

- *meets or exceeds ANSI/BIFMA*
- *California 117 Fire Safety*

PIRETTI 4-LEG
STACKING CHAIR



Overall Height: 31¼"
Seat Height: 17¼"
Seat Size: 17½"w x 18¾"d
Back Size: 18½"w x 11¼"h

product no.	frame	seat/back	upholstery
PSUPNAPG	<input type="checkbox"/>	<input type="checkbox"/>	<input type="checkbox"/>
A	B	C	D

not available in leather

PIRETTI 4-LEG CANTILEVERED
ARM STACKING CHAIR



Overall Height: 31¼"
Seat Height: 17¼"
Seat Size: 17½"w x 18¾"d
Back Size: 18½"w x 11¼"h

product no.	frame	seat/back	upholstery
PSUPCAPG	<input type="checkbox"/>	<input type="checkbox"/>	<input type="checkbox"/>
A	B	C	D

not available in leather

PIRETTI 4-LEG STACKING TABLET
ARMCHAIR



Overall Height: 31¼"
Seat Height: 17¼"
Seat Size: 17½"w x 18¾"d
Back Size: 18½"w x 11¼"h

product no.	frame	seat/back	upholstery
PSUPTAPG	<input type="checkbox"/>	<input type="checkbox"/>	<input type="checkbox"/>
A	B	C	D

not available in leather

PIRETTI 4-LEG FLEX-ARM STACKING
CHAIR




Overall Height: 31¼"
Seat Height: 17¼"
Seat Size: 17½"w x 18¾"d
Back Size: 18½"w x 11¼"h

product no.	frame	seat/back	upholstery
PSUPFAPG	<input type="checkbox"/>	<input type="checkbox"/>	<input type="checkbox"/>
A	B	C	D

not available in leather

PIRETTI SLED-BASE
STACKING CHAIR



Overall Height: 31¼"
Seat Height: 17¼"
Seat Size: 17½"w x 18¾"d
Back Size: 18½"w x 11¼"h

product no.	frame	seat/back	upholstery
PSUPNASB	<input type="checkbox"/>	<input type="checkbox"/>	<input type="checkbox"/>
A	B	C	D

not available in leather

PIRETTI SLED-BASE FLEX ARMCHAIR
(NONSTACKING)



Overall Height: 31¼"
Seat Height: 17¼"
Seat Size: 17½"w x 18¾"d
Back Size: 18½"w x 11¼"h

product no.	frame	seat/back	upholstery
PSUPFASB	<input type="checkbox"/>	<input type="checkbox"/>	<input type="checkbox"/>
A	B	C	D

not available in leather

HOW TO BUILD A MODEL NUMBER:

- A** — Select a chair style indicated by the product number.
- B** — Select a frame finish.
- C** — Select seat and back color.
- D** — Select fabric.

frame finish



black
BL



chrome
CH

seat and back color



black
BL



sand
SA

upholstery finish

Refer to "colorworks" (CATMF502) brochure for full selection of upholstery choices.

pricing

Refer to the Overture Price List for complete pricing information.



UST9100BLK

EXECUTIVE FAUX LEATHER SEATING



Executive Faux Leather Chair



Get the very best in seating

with our Executive Chair:

Ergonomic comfort combined

with luxurious styling. Faux

leather covers the seat, pillow,

back cushions and outer shell.

Multi-density foam cushions

provide firm support and long-

term resiliency. Adjustable

pneumatic swivel tilt

mechanism and multi-position

tilt-lock adjustment,

reinforced, contoured molded

arms are standard.

**EXECUTIVE FAUX LEATHER SERIES STANDARD
FEATURES AND FUNCTIONS:**

- *swivel tilt mechanism*
- *multi-position tilt-lock adjustment*
- *pneumatic height adjustment*
- *adjustable tension control*
- *pillow headrest*
- *adjustable arms*
- *full upholstered faux leather on entire chair*
- *5-star nylon base with hooded casters*

STYLE:

- *desk/task*

FINISH:

- *black*

STANDARDS:

- *meets or exceeds ANSI/BIFMA*
- *California 117 Fire Safety*

EXECUTIVE FAUX LEATHER
HIGH BACK SEATING



Overall Height: 40"-43½"
 Seat Height: 17"-20½"
 Seat Size: 20" w x 19" d
 Back Size: 20" w x 24" h

product no.	finish	upholstery
UST9100BLK	BLK	1047
A	B	C

not available in leather

HOW TO BUILD A MODEL NUMBER:

- A** — Select a chair style indicated by the product number.
- B** — Select an arm and base frame finish.
- C** — Select fabric or leather upholstery.

frame finish



black
BLK

upholstery finish

Refer to "colorworks" (CATMF502) brochure for full selection of upholstery choices.

pricing

Refer to the Overture Price List for complete pricing information.



WVC0911NT

MINUET II SEATING



Minuet II Chair



Minuet II Loveseat



Minuet II Sofa

Minuet II offers stylish seating perfect for every occasion. This sturdy seating is ideal for private offices, conference areas and lobbies. The solid hardwood frame with web seat covered by molded high resiliency foam offers exceptional comfort and durability. Minuet II's unique design and comfort will provide the image you desire at a very affordable price.

MINUET II SERIES STANDARD FEATURES AND FUNCTIONS:

- *hardwood and structural urethane frame*
- *patented web seat and back comfort suspension*
- *exposed hardwood legs*
- *waterfall edge seat*
- *steel reinforced wood base with carpet casters or nylon glides for lounge seating*

STYLES:

- *office*
- *lounge*

FINISHES:

- *black*
- *cherry*
- *mahogany*
- *natural maple*
- *walnut*

STANDARDS:


- *meets or exceeds ANSI/BIFMA*
- *California 117 Fire Safety*

OPTIONS:

- *California 113 Fire Safety—additional cost*

MINUET II
LOUNGE CHAIR

Overall Height: 32"
Seat Height: 17"
Seat Size: 21"w x 21"d
Back Size: 21"w x 32½"d




product no.	finish	upholstery
WVC0911	<input type="checkbox"/> <input type="checkbox"/>	<input type="checkbox"/> <input type="checkbox"/> <input type="checkbox"/> <input type="checkbox"/>

A **B** **C**

also available in leather

MINUET II LOUNGE
TWO PLACE SOFA

Overall Height: 32"
Seat Height: 17"
Seat Size: 42"w x 21"d
Back Size: 42"w x 32½"d



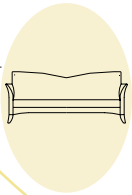
product no.	finish	upholstery
WVC0912	<input type="checkbox"/> <input type="checkbox"/>	<input type="checkbox"/> <input type="checkbox"/> <input type="checkbox"/> <input type="checkbox"/>

A **B** **C**

also available in leather

MINUET II LOUNGE
THREE PLACE SOFA

Overall Height: 32"
Seat Height: 17"
Seat Size: 63"w x 21"d
Back Size: 63"w x 32½"d



product no.	finish	upholstery
WVC0913	<input type="checkbox"/> <input type="checkbox"/>	<input type="checkbox"/> <input type="checkbox"/> <input type="checkbox"/> <input type="checkbox"/>


A **B** **C**

also available in leather

HOW TO BUILD A MODEL NUMBER:

- A** — Select a chair style indicated by the product number.
- B** — Select an arm and base frame finish.
- C** — Select fabric or leather upholstery.

frame finishes



black BL cherry CH mahogany MH natural NT walnut WN

upholstery finish

Refer to "colorworks" (CATMF502) brochure for full selection of upholstery choices.

pricing

Refer to the Overture Price List for complete pricing information.



X O SEATING



SXO *SXO creates a remarkable first impression with its sleek, striking appearance. This unique seating solution continues to impress by keeping your comfort in mind with innovative features like: a breathable translucent mesh back, an ergonomically designed back frame with built-in lumbar support, energy absorbing seat, supportive and adjustable arms, an all-purpose back pocket and a smooth activating mechanism with infinite position tilt lock.*

CXO *Pure comfort has never been more attractive. With cutting-edge styling, long-lasting durability, and the latest in ergonomic technology, the CXO series of fully-adjustable mesh chairs combines the quality and innovation you have come to expect from UNICOR with the all-day comfort you require.*

LXO *One chair. Multiple functions. Perfect for working, meeting or training. LXO is the new standard for ergonomic affordable seating. This lightweight, well proportioned all purpose task chair was designed to meet the needs of today's tight working spaces. The LXO is a breath of fresh air with its award winning ergonomic design, superior comfort and quality workmanship.*

SXO SERIES STANDARD

FEATURES AND FUNCTIONS:

- *breathable translucent mesh back*
- *ergonomically designed back frame with built-in lumbar support*
- *energy absorbing seat*
- *supportive, adjustable arms*
- *all-purpose back pocket*
- *smooth activating mechanism with infinite position tilt lock*

STYLE:

- *multi-purpose*

FINISH:

- *black*

STANDARDS:

- *meets or exceeds ANSI/BIFMA*
- *California 117 Fire Safety*

OPTIONS:

- *optional headrest*

CXO SERIES STANDARD

FEATURES AND FUNCTIONS:

- *synchronous knee-tilt swivel mechanism with built-in seat slide depth adjuster*
- *infinite position tilt-lock*
- *flexible mesh back for comfort and support*
- *easy to use adjustable arms with lockable, fingertip vertical, horizontal and swivel movements*
- *super soft elongated polyurethane arm pads*
- *adjustable ratchet headrest with built-in coat hook*
- *enersorb memory foam seat, lumbar and headrest*
- *contoured seat foam with waterfall design to minimize pressure on thighs*

STYLE:

- *task*

FINISH:

- *black*

STANDARDS:

- *meets or exceeds ANSI/BIFMA*
- *California Fire Code #117*

OPTIONS:

- *optional headrest*

LXO ERGO TASK SERIES STANDARD

FEATURES AND FUNCTIONS:

- *translucent patterned weave mesh back*
- *synchronous knee-tilt mechanism with infinite position tilt-lock*
- *back depth adjustment*
- *easy to use, height adjustable arms*
- *energy absorbing dual density seat foam*
- *waterfall seat design*

STYLE:

- *desk/task*

FINISH:

- *black*

STANDARDS:

- *meets or exceeds ANSI/BIFMA*
- *California 117 Fire Safety*

**CXO MID-BACK
TASK CHAIR WITH ARMS**

Overall Height: 36½"-55"
 Seat Height: 16"-21"
 Seat Size: 20"w x 19½"-12½"d
 Back Size: 22"w x 22"h



product no.	finish	upholstery
CX06201	BLK	<input type="checkbox"/> <input type="checkbox"/> <input type="checkbox"/>

A **B** **C**
not available in leather

**CXO HIGH-BACK
TASK CHAIR WITH ARMS**

Overall Height: 47½"-55"
 Seat Height: 16"-21"
 Seat Size: 20"w x 19½"-21½"d
 Back Size: 22"w x 29½"h



product no.	finish	upholstery
CX06200	BLK	<input type="checkbox"/> <input type="checkbox"/> <input type="checkbox"/>

A **B** **C**
not available in leather

CXO SLED BASE CHAIR

Overall Height: 38"
 Seat Height: 17½"
 Seat Size: 20"w x 19½"d
 Back Size: 22"w x 22"h



product no.	finish	upholstery
CX06202	BLK	<input type="checkbox"/> <input type="checkbox"/> <input type="checkbox"/>

A **B** **C**
not available in leather

**SXO MID-BACK
ARM CHAIR**

Overall Height: 37"-42½"
 Seat Height: 16"-21"
 Seat Size: 20"w x 20"d
 Back Size: 23"w x 23"h



product no.	finish	upholstery
SX06100	BLK	<input type="checkbox"/> <input type="checkbox"/> <input type="checkbox"/>

A **B** **C**
not available in leather

**SXO HIGH-BACK
ARM CHAIR**

Overall Height: 48½"-54"
 Seat Height: 16"-21"
 Seat Size: 20"w x 20"d
 Back Size: 23"w x 23"h

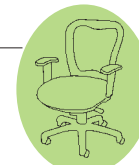


product no.	finish	upholstery
SX06102	BLK	<input type="checkbox"/> <input type="checkbox"/> <input type="checkbox"/>

A **B** **C**
not available in leather

LXO ERGO TASK SEATING

Overall Height: 35½"-41"
 Seat Height: 16"-21"
 Seat Size: 18½"w x 19½"d
 Back Size: 19"w x 18"h



product no.	finish	upholstery
LX0MB00	BLK	<input type="checkbox"/> <input type="checkbox"/> <input type="checkbox"/>

A **B** **C**
not available in leather

HOW TO BUILD A MODEL NUMBER:

- A** — Select a chair style indicated by the product number.
- B** — Select an arm and base frame finish.
- C** — Select fabric or leather upholstery.

frame finish



black
BLK

upholstery finish

Refer to "colorworks" (CATMF500) brochure for full selection of upholstery choices.

pricing

Refer to the Overture Price List for complete pricing information.




UNICOR WARRANTY

Life Expectancy for UNICOR Seating

The life expectancy of a chair is based upon the normal use of the chair, as defined below.

Based on a 40 hour week by individuals of 250 lbs or less, unless otherwise indicated, without abuse or misuse, UNICOR seating will have the indicated life expectancy for the following components:



■ All non moving metal components	10 years
■ Self-skinned urethane parts, plastic shells	10 years
■ Casters	10 years
■ Wood parts and frames	10 years
■ Mechanism	10 years
■ Pneumatic cylinders	10 years
■ Fabrics	3 years (excludes COM/COL)

This life expectancy statement applies to the original purchaser of UNICOR's seating products, and is in effect upon the receipt of order.

All UNICOR seating is manufactured to the highest industry standards shall be free from defects in material and workmanship. For more information and ordering call our customer service line at 800 827-3168.

