

Total Schools Rehabilitated in Iraq with USAID Funding

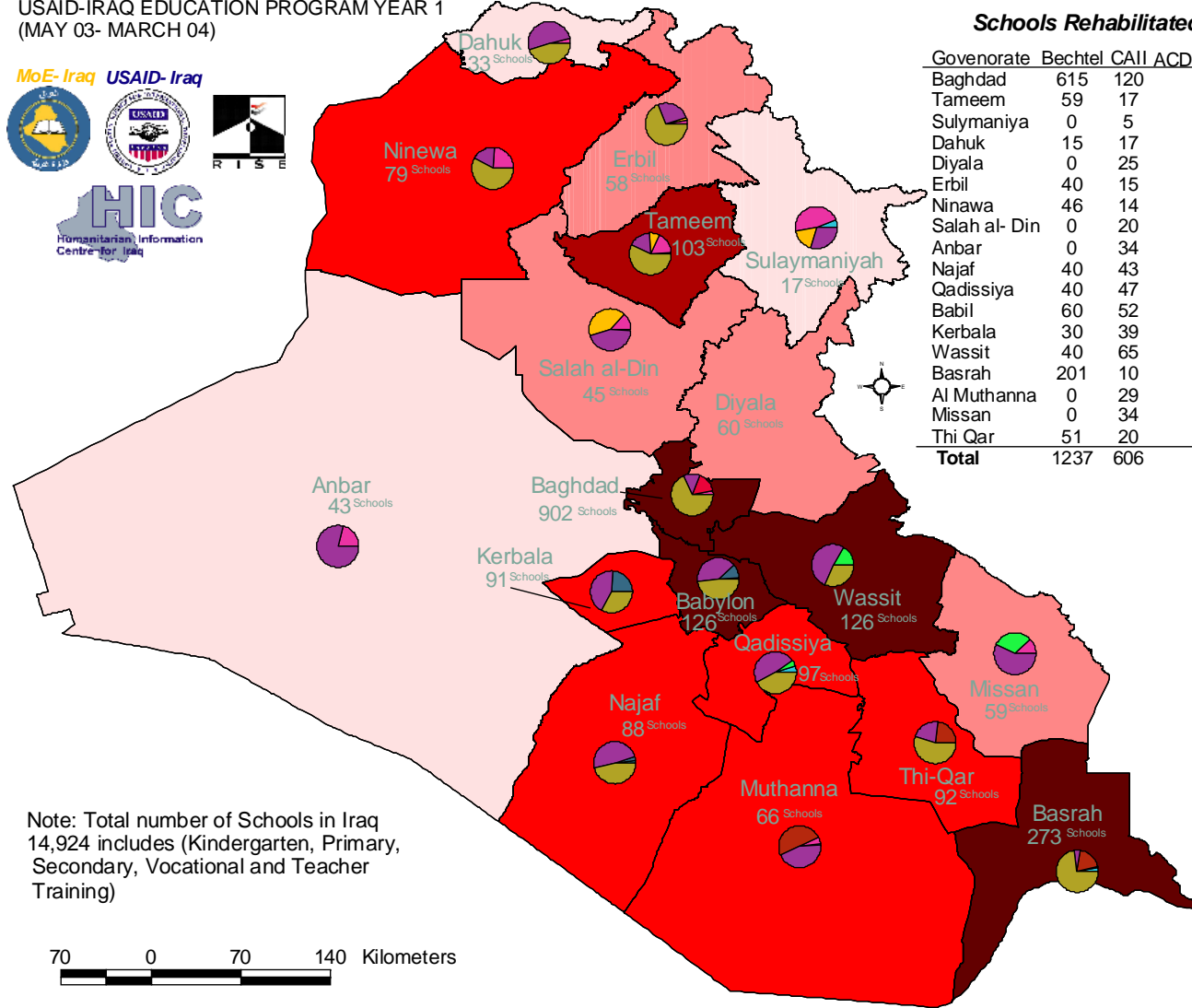
* Rehabilitated Schools as of March 30 2004 - 2358

USAID-IRAQ EDUCATION PROGRAM YEAR 1
(MAY 03- MARCH 04)

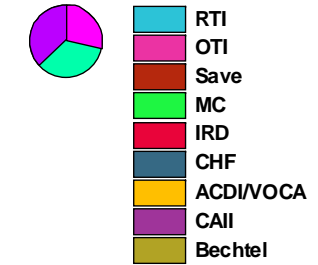


Schools Rehabilitated by USAID Partners per Governorate

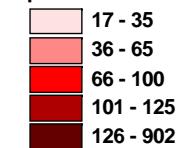
Governorate	Bechtel	CAII	ACDI/VOCA	CHF	IRD	MC	SAVE	OTI	RTI	Total	Per Gov.
Baghdad	615	120	0	0	140	0	0	27	0	902	
Tameem	59	17	8	0	0	0	0	18	1	103	
Sulymaniya	0	5	3	0	0	0	0	8	1	17	
Dahuk	15	17	0	0	0	0	0	1	0	33	
Diyala	0	25	34	0	0	0	0	1	0	60	
Erbil	40	15	1	0	0	0	0	2	0	58	
Ninawa	46	14	0	0	0	0	0	19	0	79	
Salah al- Din	0	20	19	0	0	0	0	6	0	45	
Anbar	0	34	0	0	0	0	0	9	0	43	
Najaf	40	43	0	3	0	0	0	0	2	88	
Qadissiya	40	47	0	0	0	5	0	0	5	97	
Babil	60	52	0	13	0	0	0	0	1	126	
Kerbala	30	39	0	22	0	0	0	0	0	91	
Wassit	40	65	0	0	0	21	0	0	0	126	
Basrah	201	10	0	0	0	0	51	2	9	273	
Al Muthanna	0	29	0	0	0	0	33	3	1	66	
Missan	0	34	0	0	0	18	0	7	0	59	
Thi Qar	51	20	0	0	0	0	21	0	0	92	
Total	1237	606	65	38	140	44	105	103	20	2358	



Percentage of Schools Rehabilitated by USAID Partner by Governorate



Density of Schools Rehabilitated per Governorate



Note: Total number of Schools in Iraq 14,924 includes (Kindergarten, Primary, Secondary, Vocational and Teacher Training)

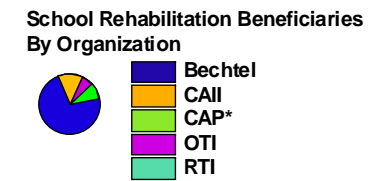
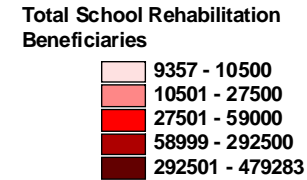
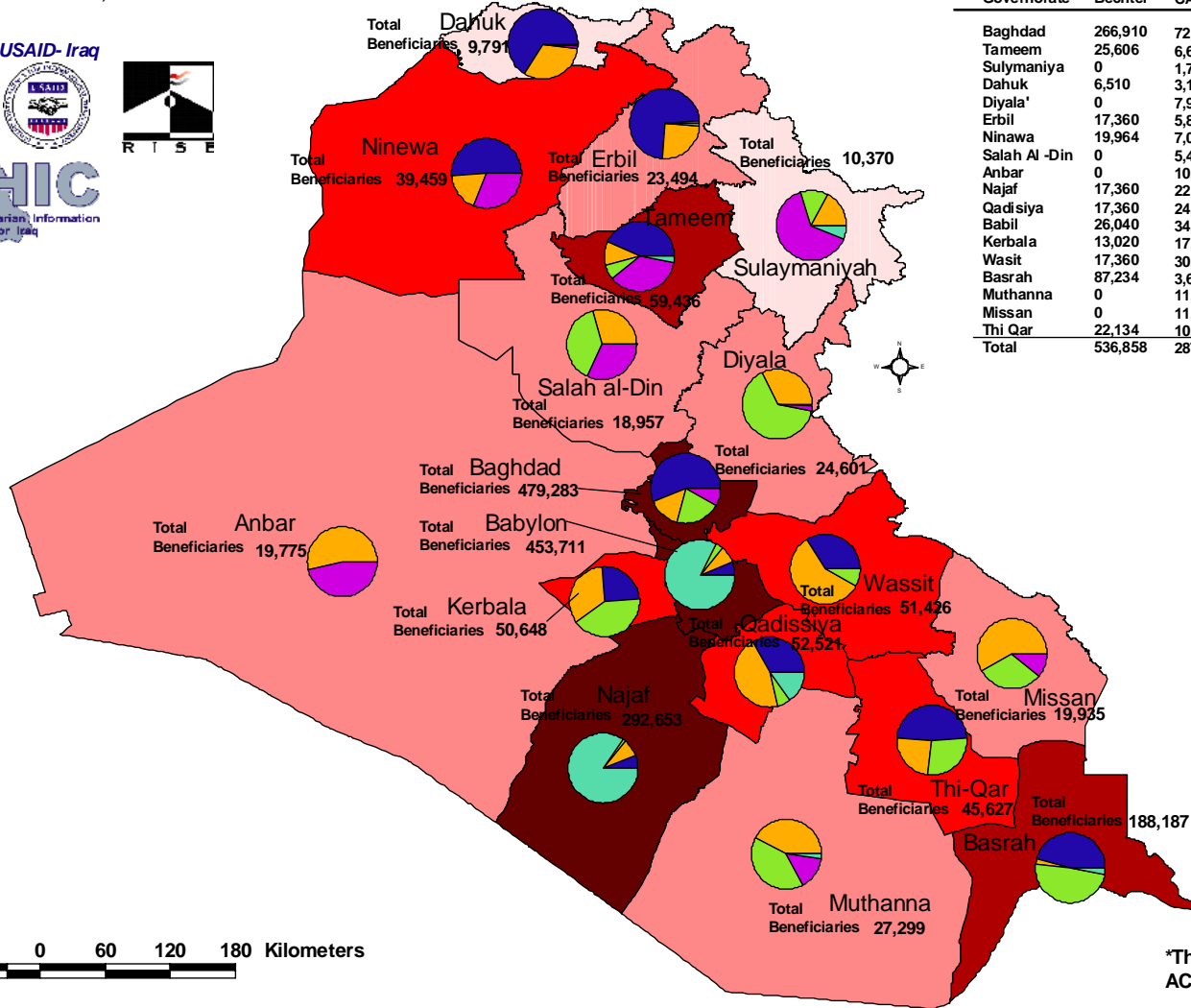
Total School Rehabilitation Beneficiaries in Iraq with USAID Funding

USAID-IRAQ EDUCATION PROGRAM YEAR 1
(MAY 03- MARCH 04)

School Rehabilitation Beneficiaries by USAID Partners per Governorate



Governorate	Bechtel	CAII	CAP*	OTI	RTI	Total Beneficiaries
Baghdad	266,910	72,764	100,979	38,630	0	479,283
Tameem	25,606	6,662	4,268	21,100	1,800	59,436
Sulymaniya	0	1,753	1,300	6,597	720	10,370
Dahuk	6,510	3,141	0	140	0	9,791
Diyala'	0	7,954	16,047	600	0	24,601
Erbil	17,360	5,862	122	150	0	23,494
Ninawa	19,964	7,069	0	12,426	0	39,459
Salah Al-Din	0	5,487	7,470	6,000	0	18,957
Anbar	0	10,775	0	9,000	0	19,775
Najaf	17,360	22,832	2,461	0	250,000	292,653
Qadisiya	17,360	24,286	3,375	0	7,500	52,521
Babil	26,040	34,525	13,146	0	380,000	453,711
Kerbala	13,020	17,051	20,577	0	0	50,648
Wasit	17,360	30,077	3,989	0	0	51,426
Basrah	87,234	3,647	92,975	890	3,441	188,187
Muthanna	0	11,574	11,310	4,200	215	27,299
Missan	0	11,653	6,141	2,141	0	19,935
Thi Qar	22,134	10,723	12,770	0	0	45,627
Total	536,858	287,835	296,930	101,874	643,676	1,867,173



*The Following Organizations Participate in CAP: ACDI/VOCA, CHF, IRD, MC, SAVE

Total Textbooks Distributed in Iraq with USAID Funding

* IRAQ EDUCATION PROGRAM YEAR 1
(MAY 03 - MARCH 04)

MoE- Iraq USAID- Iraq



Total Primary, Secondary Math and Science Textbooks Delivered

Governorate	No. of textbooks
Baghdad	2,868,015
Ninewa	804,194
Basrah	804,995
Diyala	519,423
Missan	233,141
Najaf	277,441
Anbar	459,904
Babil	537,703
Kerbala	323,457
Muthanna	150,302
Tameem	300,664
Thi Qar	537,181
Salah Al -Din	372,207
Qadissiya	261,203
Wasit	280,930
Erbil	28,500
Total	8,759,260

Edited all primary and secondary school math and science textbooks and printed 8,759,260 million textbooks. 70% printed in Iraq and 30% in Amman.

Text Books Distributed

- 28500 - 150500
- 150501 - 372500
- 372501 - 537500
- 537501 - 805000
- 805001 - 2868015

Total Primary School Deliverables in Iraq with USAID Funding

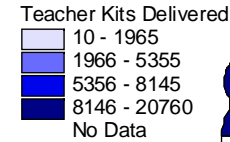
* IRAQ EDUCATION PROGRAM YEAR 1
(MAY 2003 - MARCH 2004)



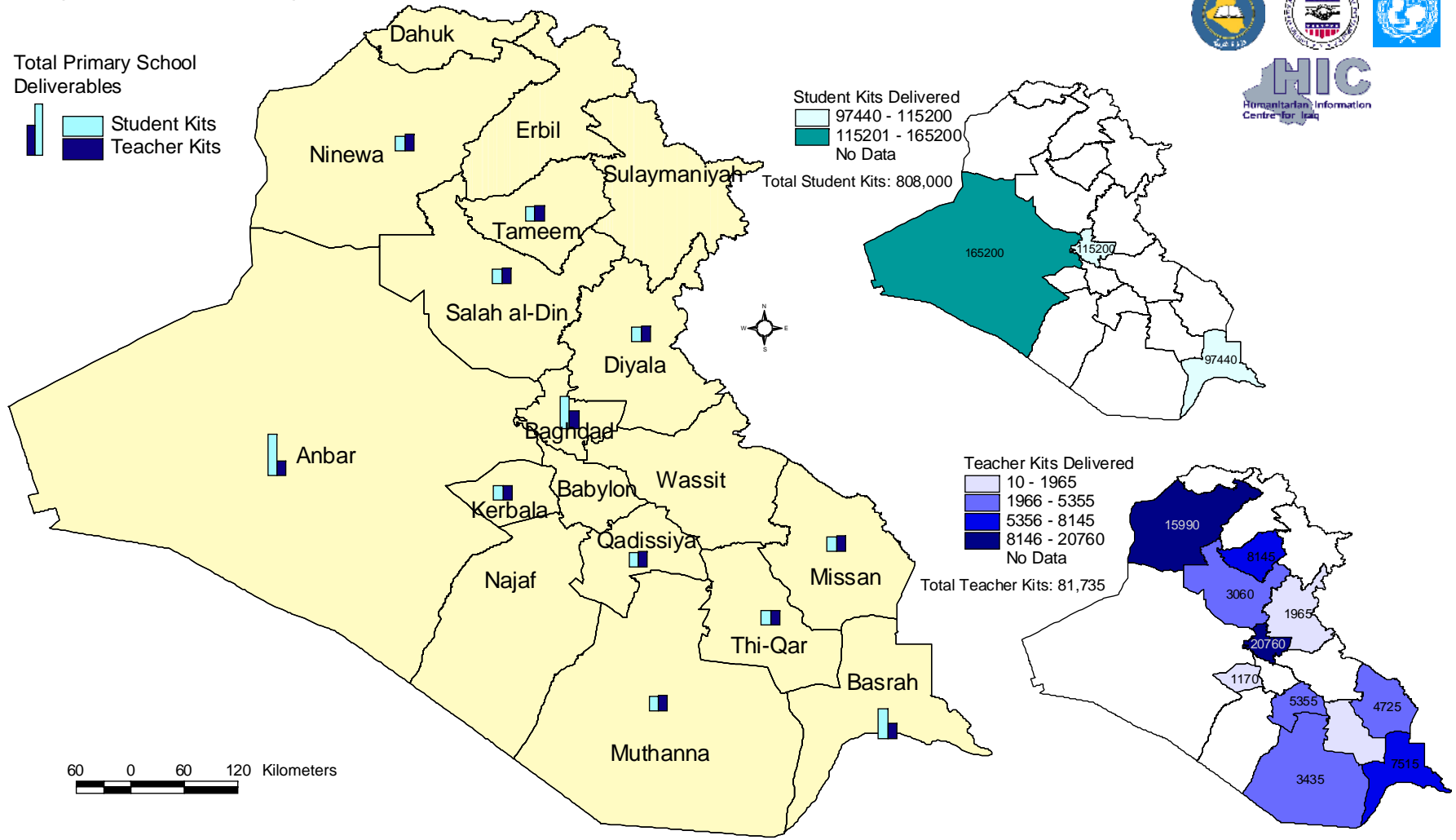
Total Primary School Deliverables



Total Student Kits: 808,000



Total Teacher Kits: 81,735



Total Secondary School Deliverables in Iraq with USAID Funding

* IRAQ EDUCATION PROGRAM YEAR 1
(MAY 03 - MARCH 04)

MoE-Iraq USAID-Iraq

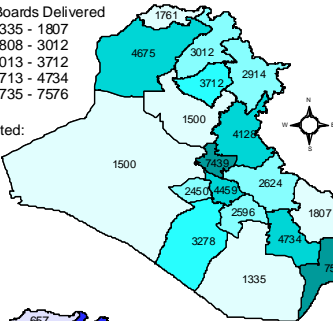


HIC
Humanitarian Information Centre for Iraq

ChalkBoards Delivered

- 1335 - 1807
- 1808 - 3012
- 3013 - 3712
- 3713 - 4734
- 4735 - 7576

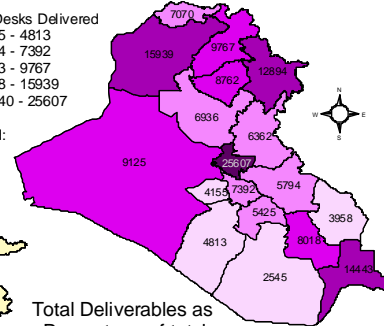
Total Distributed: 61,500



Student Desks Delivered

- 2545 - 4813
- 4814 - 7392
- 7393 - 9767
- 9768 - 15939
- 15940 - 25607

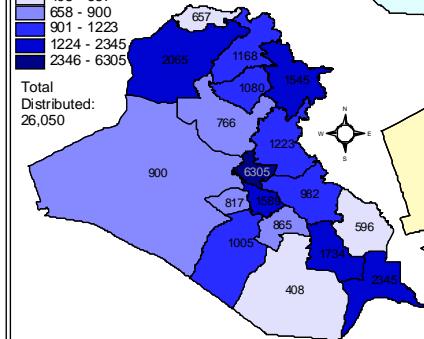
Total Distributed: 159,005



Cabinets Delivered

- 408 - 657
- 658 - 900
- 901 - 1223
- 1224 - 2345
- 2346 - 6305

Total Distributed: 26,050



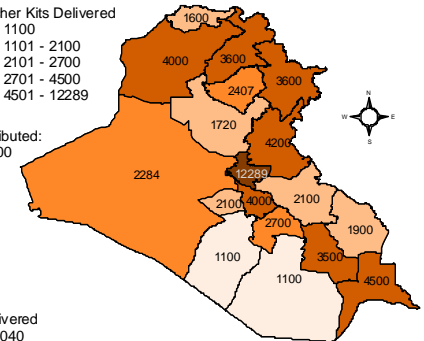
Total Deliverables as Percentage of total

- Chalkboards
- Cabinets
- Teacher Chairs
- Teacher Desks
- Student Desks
- Teacher Kits
- Student Kits

Teacher Kits Delivered

- 1100
- 1101 - 2100
- 2101 - 2700
- 2701 - 4500
- 4501 - 12289

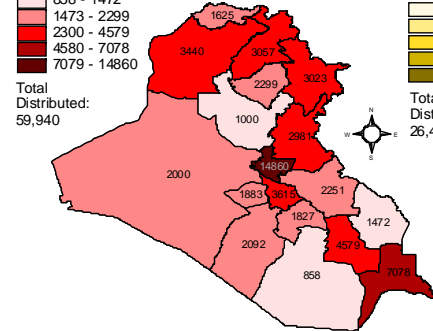
Total Distributed: 58,500



Teachers Chairs Delivered

- 858 - 1472
- 1473 - 2299
- 2300 - 4579
- 4580 - 7078
- 7079 - 14860

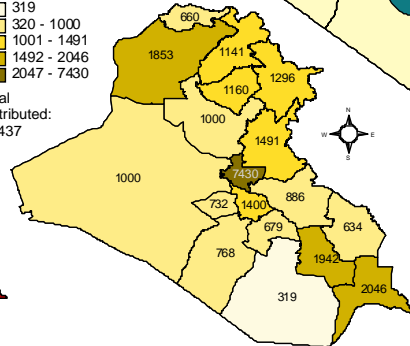
Total Distributed: 59,940



Teachers Desks Delivered

- 319
- 320 - 1000
- 1001 - 1491
- 1492 - 2046
- 2047 - 7430

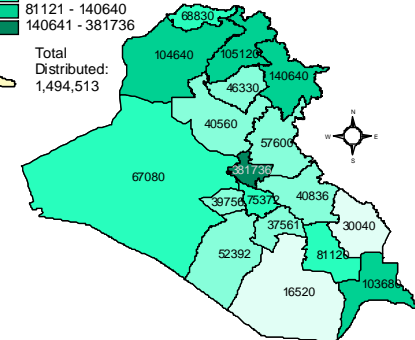
Total Distributed: 26,437



Student Kits Delivered

- 16520 - 30040
- 30041 - 57600
- 57601 - 81120
- 81121 - 140640
- 140641 - 381736

Total Distributed: 1,494,513



Dabuk

Ninewa

Erbil

Tameem

Salah al-Din

Baghdad

Kerbala

Najaf

Muthanna

Basrah

Wassit

Qadissiya

Thi-Qar

Missan

Sulaymaniyah

Diyala