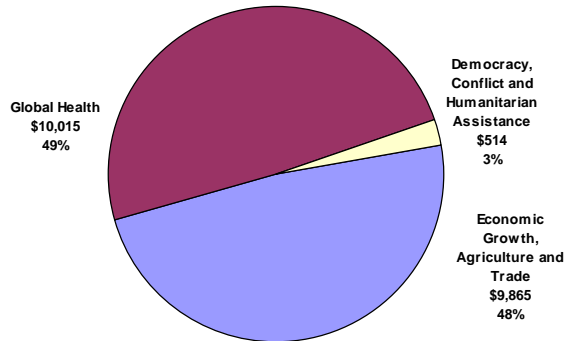
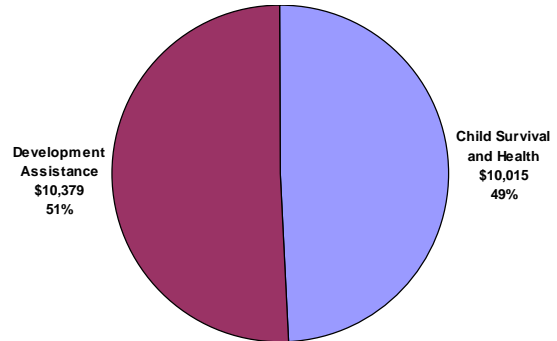


# Madagascar

**FY 2006 Assistance by Sector**



**FY 2006 Assistance by Account**



## Objectives and Budget

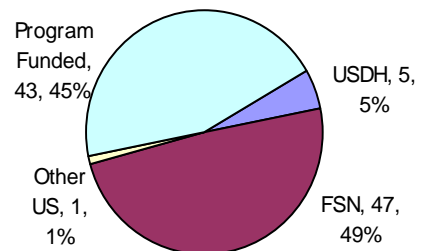
Objective	SO Number	FY 2004	FY 2005	FY 2006
Governance in Targeted Areas Improved	687-004	1,647	1,500	514
Selected Health Services and Products	687-005	10,365	11,315	10,015
Biologically Diverse Forest Ecosystems	687-006	8,233	6,847	8,725
Critical Private Markets Expanded	687-007	498	677	1,140
<b>Total (in thousands of dollars)</b>		<b>20,743</b>	<b>20,339</b>	<b>20,394</b>

Excludes P.L. 480. See Program Annex.

## Administrative Expenses and Workforce

Administrative Expenses	FY 2004	FY 2005	FY 2006
Mission Allocation	2,816	2,264	2,302
USDH Salaries & Benefits	542	555	567
Program Funds	1,946	1,981	1,992
<b>Total (in thousands of dollars)</b>	<b>5,304</b>	<b>4,800</b>	<b>4,861</b>

**FY 2006 Workforce**



**Mission Director:** Stephen Haykin