

What information can I get about each question?

When you select a question to view, a screen similar to the one below will be displayed.

The screenshot shows a web interface for a question. At the top, there are buttons for "New Search" and "Previous Search Results", and a navigation indicator "← Question 10 of 20 →". Below this is a "To Print Folder" section showing "6 items from Writing" and an "Add Question" button. The subject is "Writing [Subject Info.]", Grade is "4", Block is "1998-4W6", and No. is "1". The description is "Write a story about a castle". Below the description are several tabs: "Question", "Performance Data", "Content Classification", "Scoring Guide/Key", "Student Responses", and "More Data". A link for "Printable Version" is also visible. The main content area displays a writing prompt:

1. One morning a child looks out the window and discovers that a huge castle has appeared overnight. The child rushes outside to the castle and hears strange sounds coming from it. Someone is living in the castle!

The castle door creaks open. The child goes in.

Write a story about who the child meets and what happens inside the castle.

Information related to a selected question is available by clicking the tabs at the top of the screen. This information includes:

Question: Shows the printable version of the question. When the screen first displays, the question will display. Click on this tab to redisplay the question after another choice has been selected.

Performance Data: Shows information about how students scored on the question.

Content Classification: Shows information about how the question relates to the subject area framework. This includes a description of the *content domain*—what is being assessed—and the *cognitive skills* within that domain.

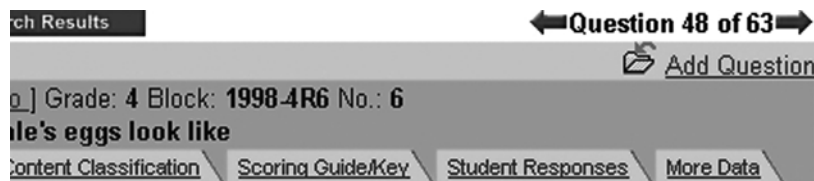
Scoring Guide/Key: Shows the scoring guide or rubric for constructed-response questions and the correct answer for multiple-choice questions.

Student Responses: Shows *actual* student responses to the question for each score level.

More Data: Displays additional data for each item, including how groups of students (gender, race/ethnicity, parents' highest level of education, type of school, region of the country, type of location, National School Lunch Program and achievement level) performed on this question. Provides a link to the NAEP Data Explorer, where you can search for more specific national and state NAEP data.

Question: When the screen first appears, the question will be displayed and the **Question** tab will be highlighted. When you are viewing related information other than the question itself, click on this tab to re-display the question.

Links within the question - The question and related graphics or text passages may not fit on the screen area without scrolling. To help you view the different parts of the question, we have added several links above the question on the right side of the screen to such content as the content **classification**.



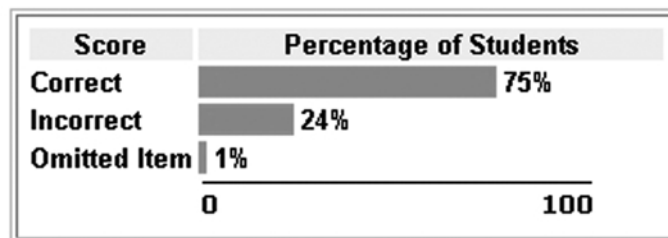
The names of the links may change depending on the type of question and the subject area. Such information as a reading passage or a map may be included in this link.

Note that the questions have been formatted to display on the screen and may not be presented in the same way as they were to the student.

Performance Data: Shows information about how students scored on the question.

For Multiple-Choice Questions: Shows the percentage of students who answered the question incorrectly or correctly, or who omitted the item.

1998 National Performance Results

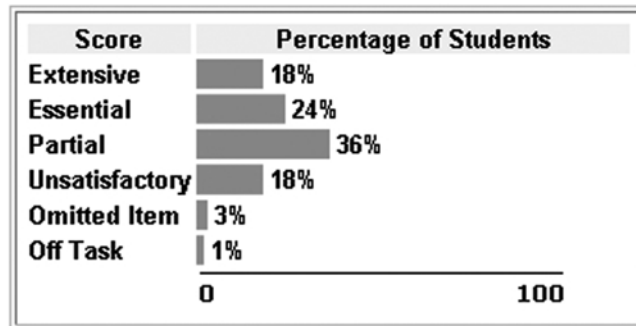


Note:

- These results are for public and nonpublic school students.
- Percentages may not add to 100 due to rounding.

For Constructed-Response Questions: Shows the percentage of students who scored at each score level, or who omitted the question or were off-task.

1998 National Performance Results



Note:

- These results are for public and nonpublic school students.
- Percentages may not add to 100 due to rounding.

The scoring criteria will vary depending on the subject and type of question. Click on **Scoring Guide/Key** to see a description of the score levels used for each question.

Content Classification: Shows information about how the question relates to the subject area framework. This includes a description of the *content domain*—what is being assessed—and the *cognitive skills* within that domain.

Content Area Cognitive Domain

***Established by the Constitution Embody the
Principles of American Democracy?***

Use the links on the upper right of the Content Classification screen to move between the sections of the screen. Note that the name of the links will vary depending on subject and question type.

For a more extensive description of the subject area you have chosen, click on **Subject Info** at the top of the screen next to the subject name.

Scoring Guide/Key: Shows information about how the question was scored.

For Multiple-Choice Questions: Shows the “key” or correct answer for the question.

Key

3. In the poem "Finding a Lucky Number," Gary Soto contrasts
- A) dogs and squirrels
 - B) present youth and future aging
 - C) Indian summer and the coming of winter
 - D) eating candy and a healthy diet

For Constructed-Response Questions: Shows the scoring guide used to determine the score for the student’s answer.

Scoring Guide

Score & Description
<p>Evidence of Full Comprehension</p> <p>These responses support an opinion with a clear explanation the poem. They summarize or articulate information from the the title. Or, they indicate that the title is a bad one and offer a plausible interpretation of the poem.</p>
<p>Evidence of Partial or Surface Comprehension</p> <p>These responses support an opinion with a vague explanation</p>

Note that the scoring criteria will vary depending on the subject and type of question.

Student Responses: Shows actual student responses to the question for each score level.

Acceptable - Student Response

6. Describe the appearance of a female blue crab that is carrying egg

The egg mass sometimes looks
a orange-brown sponge and co
up to 1 million eggs and the
has pinchers.

Use the scroll bar to move between the sections of the screen. Note that student responses are available only for constructed-response questions.

In some subjects, you will find a **Scorer's Commentary** button after the student responses. Each subject offers a different model for the scorer's commentary—some provide one for every response, others for both responses. The scorer's commentary gives you additional information on why the response received the score that it did and often refers back to the scoring guide.

More Data: Shows information about how groups of students performed on the question. This information enables you to see comparisons between the groups of students. From this screen you can also link to the NAEP Data Explorer (<http://nces.ed.gov/nationsreportcard/naepdata>).

Overall Performance												
	Unacceptable				Acceptable				Omitted			
	Avg. Score (S.E.)	Row Pct. (S.E.)	Score (S.E.)	Pct. (S.E.)	Avg. Score (S.E.)	Row Pct. (S.E.)	Score (S.E.)	Pct. (S.E.)	Avg. Score (S.E.)	Row Pct. (S.E.)		
-- TOTAL --	209	1.5	58%	1.4	243	1.7	32%	1.3	198	3.4	8%	0

ACHIEVEMENT LEVEL												
	Unacceptable				Acceptable				Omitted			
	Avg. Score (S.E.)	Row Pct. (S.E.)	Score (S.E.)	Pct. (S.E.)	Avg. Score (S.E.)	Row Pct. (S.E.)	Score (S.E.)	Pct. (S.E.)	Avg. Score (S.E.)	Row Pct. (S.E.)		
Advanced	----	---	18%	4.0	282	1.4	79%	3.9	----	---	3%	1
Proficient	250	1.2	40%	4.1	252	0.9	55%	4.0	----	---	5%	1
Basic	222	0.6	63%	2.8	225	1.0	29%	2.3	----	---	6%	1
Below Basic	181	1.2	75%	2.2	192	2.9	10%	2.2	171	3.4	13%	1

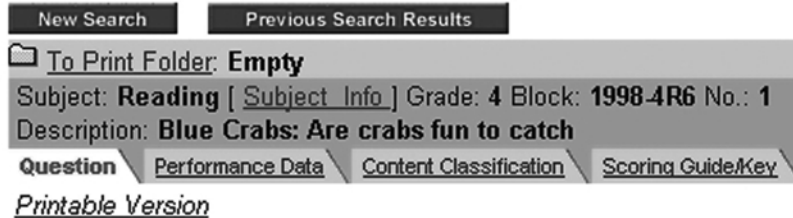
GENDER												
	Unacceptable				Acceptable				Omitted			
	Avg. Score (S.E.)	Row Pct. (S.E.)	Score (S.E.)	Pct. (S.E.)	Avg. Score (S.E.)	Row Pct. (S.E.)	Score (S.E.)	Pct. (S.E.)	Avg. Score (S.E.)	Row Pct. (S.E.)		
Male	207	2.5	58%	2.4	240	2.5	32%	1.9	195	5.1	9%	1
Female	211	1.4	59%	1.7	246	2.1	33%	1.6	203	5.5	8%	0

Information about the performance of the following student groups is included on the More Data screen:

- Gender
- Race/Ethnicity
- Parents' Highest Level of Education
- Type of School
- Region of the Country
- Type of Location
- National School Lunch Program
- Achievement Level

Where can I find more information about the subjects NAEP assesses?

You can find information about each subject by clicking on Subject Info at the top of the screen next to the subject name.



This leads you to more detailed information about NAEP procedures, including a description of frameworks, assessment instruments, scoring, school and student samples for that subject, NAEP reports, and interpreting NAEP results.

You can find even more information about each subject by choosing a subject on the NAEP home page.

Additional Help

For more help with features on the NAEP website, click **Help** in the banner.

For additional help, write to us via **Contact Us**, or e-mail Sherran.Osborne@ed.gov.

NATIONAL ASSESSMENT OF EDUCATIONAL PROGRESS

2007 Operational Tests

Mathematics and Reading

Information About National Assessment of Educational Progress

PROJECT MISSION. NAEP is administered by the U.S. Department of Education to report on the achievement of American students in key academic subjects. For more information about the NAEP program, visit the NAEP web site at <http://nces.ed.gov/nationsreportcard> or call 202-502-7420.

PARTICIPATION. States and districts that receive Title I funds are required to participate in biennial NAEP reading and mathematics assessments at grades 4 and 8. Teacher and student participation is always voluntary. Contact your school's NAEP coordinator for more information.

NAEP CONTENT. The National Assessment Governing Board (NAGB) develops frameworks detailing what students reasonably might be expected to know and do for each subject assessed by NAEP. For additional information on framework development, see the NAGB web site at <http://nagb.org>.

SAMPLE NAEP QUESTIONS. For each assessment, some of the test questions, along with performance data, are made available to the public to provide concrete samples of NAEP contents and results. For every assessment, NAEP distributes to participating schools sample questions booklets that provide more detailed information about the assessment design and questions. Released questions and student performance data may be viewed on and downloaded from the NCES web site at <http://nces.ed.gov/nationsreportcard/itmrls>.

SECURE NAEP QUESTIONS. On written request, adults may review NAEP questions and instruments still in use. These arrangements must be made in advance, and persons reviewing the assessment may not remove the booklets from the room, copy them, or take notes. Contact your school's NAEP coordinator for more information.

NAEP REPORTS. NAEP publications can be searched and downloaded from the NAEP web site at <http://nces.ed.gov/nationsreportcard>.

FOR FURTHER INFORMATION. For prompt field staff support on these or other matters, call the NAEP Help Desk at 800-283-6237.