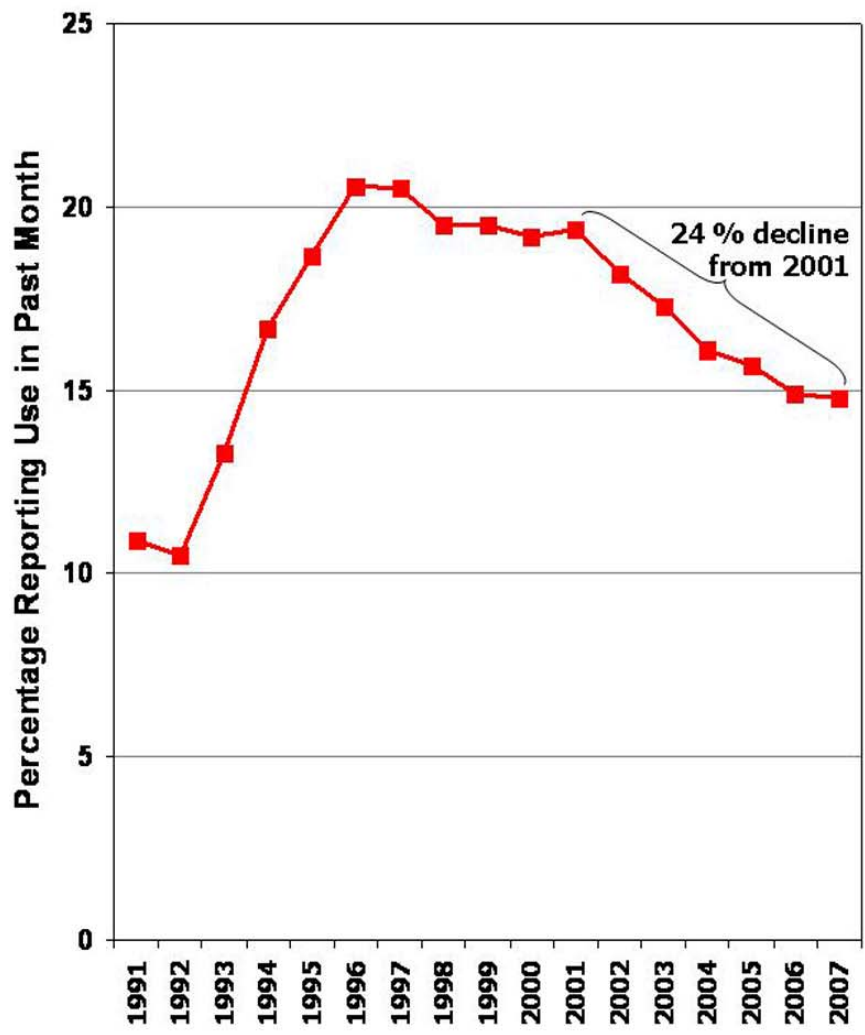




TEEN DRUG USE DECLINES



Teen Drug Use Is Down Sharply from 2001



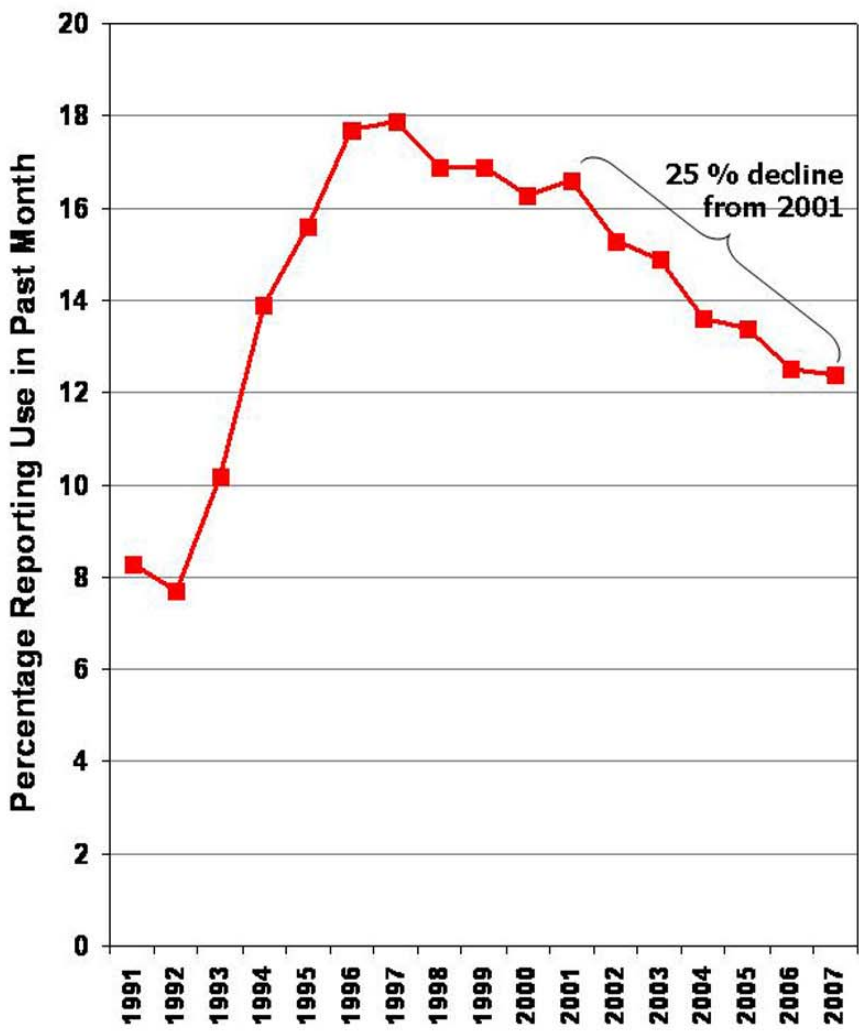
Source: 2007 *Monitoring the Future* (MTF) study – combined grades.



TEEN DRUG USE DECLINES



Teen Marijuana Use Also Down Sharply from 2001



Source: 2007 Monitoring the Future (MTF) study – combined grades.

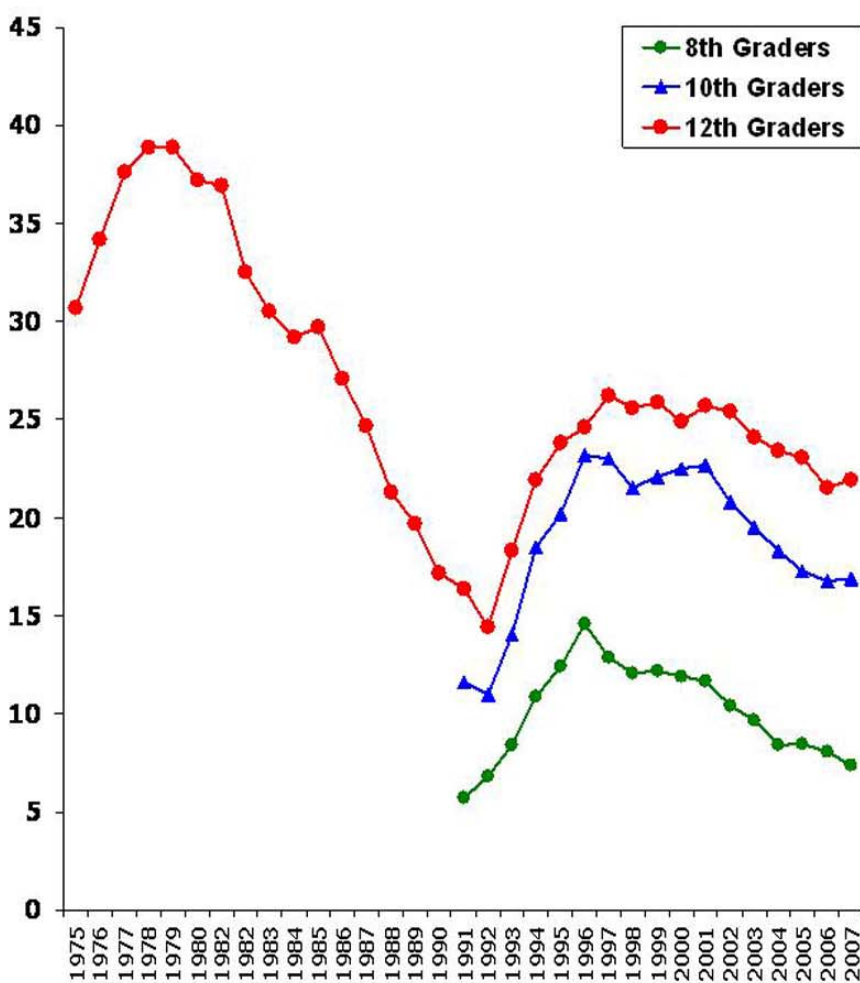


TRENDS IN DRUG USE



Trends in Current Use of Any Illicit Drug (Past 30 Days)

Percent Reporting Past Month Use



Source: 2007 Monitoring the Future (MTF) study, December 2007.



TEEN DRUG USE DECLINES



In 2007, 860,000 fewer youth were using illicit drugs than in 2001

Percent Reporting Past Month Use

	2001	2007	Change as a % of 2001
<i>Any Illicit Drug</i>	19.4%	14.8%	-24*
<i>Marijuana</i>	16.6%	12.4%	-25*
<i>MDMA (Ecstasy)</i>	2.4%	1.1%	-54*
<i>LSD</i>	1.5%	0.6%	-60*
<i>Amphetamines</i>	4.7%	3.2%	-32*
<i>Inhalants</i>	2.8%	2.6%	-7
<i>Methamphetamine</i>	1.4%	0.5%	-64*
<i>Steroids</i>	0.9%	0.6%	-33*
<i>Cocaine</i>	1.5%	1.4%	-7
<i>Heroin</i>	0.4%	0.4%	0
<i>Alcohol</i>	35.5%	30.1%	-15*
<i>Cigarettes</i>	20.2%	13.6%	-33*

* Denotes statistically significant change from 2001.

Note: Past month use, 8th, 10th, and 12th grades combined; percent change calculated from figures having more precision than shown.

Source: 2007 *Monitoring the Future* (MTF) study special tabulations for combined 8th, 10th, and 12th graders, December 2007.

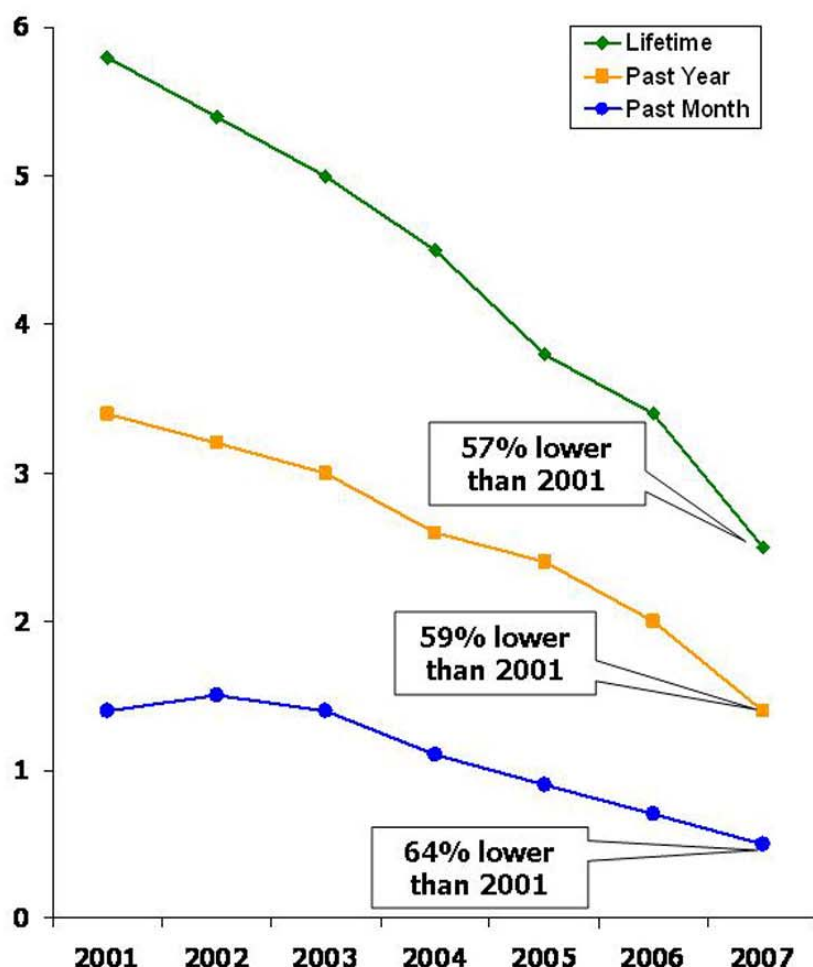


TEEN DRUG USE DECLINES



The Use of Methamphetamine Among Young People Has Continued to Drop Sharply Since 2001

Percent Using Methamphetamine



Source: 2007 *Monitoring the Future* (MTF) study special tabulations for combined 8th, 10th, and 12th graders, December 2007.

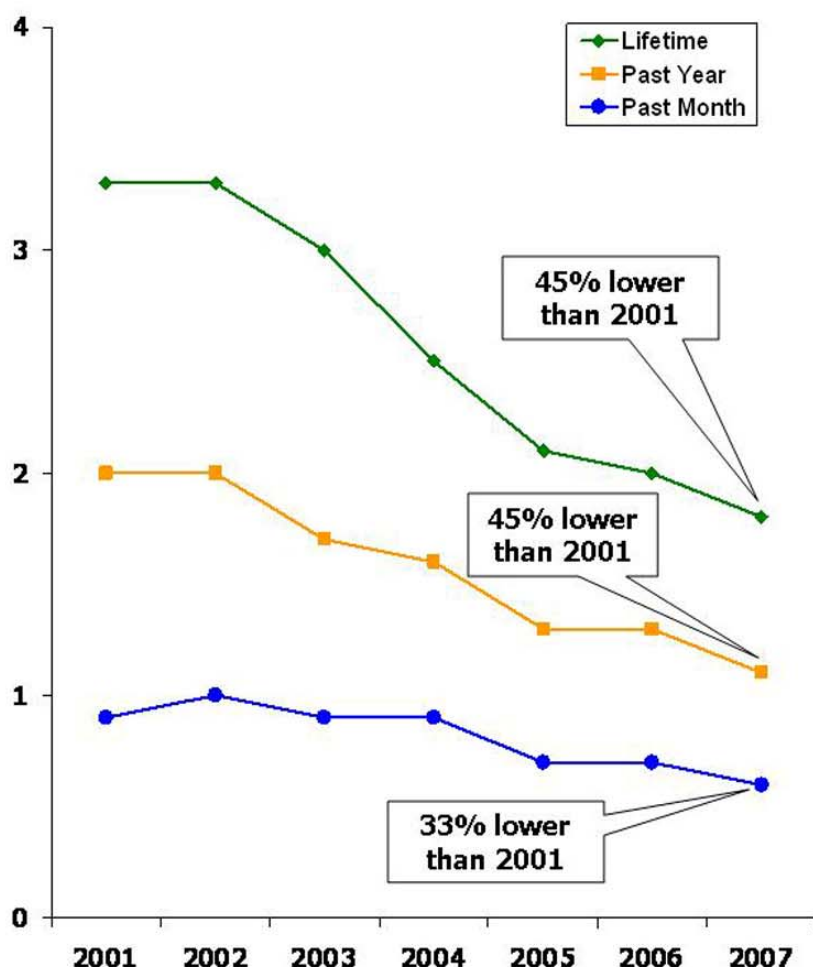


TEEN DRUG USE DECLINES



The Use of Steroids Among Young People Has Declined Since 2001

Percent Using Steroids



Source: 2007 *Monitoring the Future* (MTF) study special tabulations for combined 8th, 10th, and 12th graders, December 2007.