



USAID
FROM THE AMERICAN PEOPLE



**ADDENDUM TO FY 2004
PERFORMANCE AND ACCOUNTABILITY REPORT**

CONTENTS

INTRODUCTION 1

GOALS AND INDICATORS 2

- Strategic Goal 1: Regional Stability 3
- Strategic Goal 2: Counterterrorism..... 6
- Strategic Goal 3: International Crime and Drugs 19
- Strategic Goal 4: Democracy and Human Rights..... 21
- Strategic Goal 5: Economic Prosperity and Security..... 28
- Strategic Goal 6: Social and Environmental Issues..... 35
- Strategic Goal 7: Humanitarian Response 63
- Strategic Goal 8: Management and Organizational Excellence 69

INTRODUCTION

The purpose of this *Performance and Accountability Report (PAR) Addendum* is to provide updated information to give the reader a more detailed understanding of USAID performance in meeting its strategic goals during FY 2004. The Addendum, organized around the six-tiered methodology presented in the original PAR, enables the reader to track updated and supplemental information against targets and data presented earlier.

The USAID *Performance and Accountability Report* was submitted on November 15, 2004, as required. It contained the annual program performance information required by the Government Performance and Results Act. For the first time in recent years, the FY 2004 PAR included data from the fiscal reporting year just ended, rather than prior-year results data, as the Agency had been forced to do previously. However, the time constraints among the many USAID operating units in collecting data from various sources within their countries meant that only partial data for FY 2004 were available in time for the November PAR.

USAID regularly collects performance data against all Agency-wide and country-specific (Iraq and Afghanistan) performance indicators. Various USAID operating units—missions and, in some instances, regional offices and AID/W pillar bureaus with program implementation responsibilities—provide this information. They first assemble the data at the country program level (i.e., the actual performance in a particular country in relation to a performance indicator), which are then analyzed and aggregated in Washington. Along with performance data, operating units also provide some descriptive information about progress being made, and where useful comment on how the data was collected and its quality.

Much of the data contained in this report were provided by USAID operating units during the winter and spring of 2005. In a few instances, country-level data update information presented in the November, 2004 report. Usually, however, the data shown in the Addendum under “Final FY 04 Validated Results” are being presented for the first time, and supplement, rather than replace, other related information already appearing under the particular performance indicator. This Addendum shows all prior information provided in relation to an indicator, as well as new information first presented in this Addendum.

USAID continues to strengthen and streamline its system for reporting on progress toward its strategic goals. Improvements are being sought in order to:

- ◆ More clearly delineate those performance indicators that are based on clear causality from expenditure on USAID programs.
- ◆ Strengthen the standards for what can be deemed acceptable data for reporting purposes.
- ◆ Continue to assess the utility of each of the many performance indicators shown, with a view to eliminating those for which too many USAID operating units cannot effectively report.
- ◆ Tighten definitions to preventing double counting of results and expenditures.
- ◆ Introduce systems to accelerate the collation and reporting of data by operating units in order that a more factual presentation can be provided in the PAR immediately following the close of the fiscal year.

GOALS AND INDICATORS

The first column gives the FY 2004 performance targets. The November PAR results are shown in the second column. In some instances where highlights or country-specific results were shown in the PAR, these are condensed in this Addendum.

The third column indicates whether or not the results in this Addendum differ from the performance results reported in November 2004. Where no additional data is presented or where the additional data supplements but does not replace earlier data, the results are deemed not to differ (a “yes” response in this column is shown as blue, and a “no” response as light green).

The fourth column shows any additional data since the PAR. The fifth column indicates if the performance was on target, below the target, or exceeded the target. Note that “N/A” is used in all instances where there was not a quantifiable performance target set prior to FY 2004. Information at the bottom of the table addresses data sources, reliability, and reasons for significant performance shortfall or exceedance.

STRATEGIC GOAL I: REGIONAL STABILITY

Strategic Goal I Regional Stability
 Performance Goal I Existing and Emergent Regional Conflicts Are Contained or Resolved
 Program Goal I Conflict Management and Mitigation

PERFORMANCE INDICATOR #1: PROGRESS MADE IN ADVANCEMENT OF PEACE PROCESS (WORLDWIDE)				
FY 2004 Target	FY 2004 Preliminary or Provisional Results (Summarized) ¹	Do Final Performance Results Differ from Preliminary Results?	Final FY 2004 Validated Results	FY 2004 Rating
Target not yet set	<ul style="list-style-type: none"> ◆ Senegal—92 events, 10,031 people; 16 local groups involved (exceeds target of 10); 144 training sessions sponsored. ◆ Somalia—grass roots peace-building training for 800 women. ◆ REDSO—productive cross-border peace dialogues; partners conducted 16 conflict-training courses. ◆ West African Regional Program (WARP)—partners trained 150 in conflict reduction and peace-building and 108 in conflict early warning (38 female, 69 male). ◆ Burundi—Radio Isanganiro, 105 broadcast hours per week in three languages; 90 percent in-country coverage plus outside. Studio Ijambo, 17 hours of peace-and-reconciliation radio programs weekly on seven stations. ◆ Sudan—seven major peace reconciliations/ peace conferences, 700 to 1,000 at each. ◆ Missions and Washington—staff and other workshops and seminars on conflict management and mitigation, including peace building; conflict program monitoring and evaluation (M&E); assessment framework. ◆ Conflict assessments completed in East Timor, Azerbaijan, Panama, and El Salvador. ◆ Three conflict toolkits published; others begun. 	No	<ul style="list-style-type: none"> ◆ 25 USAID operating units provide knowledge support to those working toward peace. ◆ A total of 1,520 events (peace conferences, dialogues, training courses, workshops, seminars, etc.), with 32,542 participants, were held, averaging two days in duration. ◆ Among the participants were 20,666 officials; 3,564 human rights advocates; and 375 journalists. ◆ 22 USAID operating units reported that their assistance programs mitigate factors that were identified in a conflict assessment as driving current or potential conflict. ◆ An estimated 7.3 million people (6 million in Burundi alone) were reached by conflict prevention/mitigation media campaigns. 	N/A
Details of 2004 Results	<ul style="list-style-type: none"> ◆ Data Source: USAID Operating Units ◆ Data Reliability: High, based on USAID inputs and event attendance data. Data from Burundi is a rough estimate of dissemination through media based on site visits and partner reports. 			
	Reason for Significant Performance Shortfall or Exceedance, and Corrective Actions Taken <ul style="list-style-type: none"> ◆ NA 			

¹ For full text of summarized FY 2004 Preliminary or Provisional Results, see *On the Front Lines: Performance and Accountability Report Fiscal Year 2004*; also available on the Web at www.usaid.gov in pdf format.

Strategic Goal I Regional Stability
 Performance Goal I Existing and Emergent Regional Conflicts Are Contained or Resolved
 Program Goal I Conflict Management and Mitigation

PERFORMANCE INDICATOR #2: NUMBER OF LOCAL ORGANIZATIONS PROMOTING PEACE FOR 6 + MONTHS				
FY 2004 Target	FY 2004 Preliminary or Provisional Results (Summarized)	Do Final Performance Results Differ from Preliminary Results?	Final FY 2004 Validated Results	FY 2004 Rating
◆ 16	<ul style="list-style-type: none"> ◆ Senegal—USAID’s work facilitated a meeting between GOS and the MFDC leaders, along with a MFDC conference to design a peace-negotiation platform. ◆ USAID-funded village-level conflict-resolution meetings, primarily with displaced people, reached more than 2,940 participants. ◆ Implemented education-for-peace curriculum for youth ◆ 92 events (music, religious ceremonies, ethnic/cultural exchanges) encouraging dialogue, collaboration, and violence prevention and prejudice reduction reached thousands of participants. ◆ Somalia—forums for peace, civic dialogue, peace-building training for 800 women. ◆ REDSO—conducted 16 conflict-training courses. ◆ WARP—trained 150 partners in conflict reduction and peace-building and 108 partners in conflict early warning (38 female, 69 male). ◆ WANEP (a grant) set up national peace-building networks in 11 countries involving 298 civil service organizations (CSOs). ◆ WANEP—assessed training needs and designed conflict analysis, management, and peace-building training for national organizations, including 33 staff and 42 CSOs for its public sector partner, ECOWAS. ◆ Burundi—Radio Isanganiro, 105 broadcast hours per week in three languages; 90 percent in-country coverage (plus outside listeners). Studio Ijambo, 17 hours of peace-and-reconciliation radio programs weekly on seven stations. ◆ Burundi—civil society groups helped 138 peace and reconciliation meetings. ◆ Sudan—seven major new reconciliation events, each attended by 700 to 1,000 people, reduced local resource-driven endemic conflicts by improving stakeholder capacity to share natural resources. 	No	No additional data	■ On Target
Details of 2004 Results	<ul style="list-style-type: none"> ◆ Data Source: USAID Operating Units ◆ Data Reliability: High, based on directly observed USAID-funded activities. 			
	Reason for Significant Performance Shortfall or Exceedance, and Corrective Actions Taken			
	<ul style="list-style-type: none"> ◆ NA 			

Strategic Goal I Regional Stability
 Performance Goal I Existing and Emergent Regional Conflicts Are Contained or Resolved
 Program Goal I Conflict Management and Mitigation

PERFORMANCE INDICATOR #3: NUMBER OF FUNCTIONING CIVIL SOCIETY–CIVIL AUTHORITY LOCAL GOVERNANCE PARTNERSHIPS IN STABLE AREAS				
FY 2004 Target	FY 2004 Preliminary or Provisional Results	Do Final Performance Results Differ from Preliminary Results?	Final FY 2004 Validated Results	FY 2004 Rating
<ul style="list-style-type: none"> ◆ 35 peace dialogue action items ◆ 20 peace clubs established in schools ◆ Two large-scale traditional ceremonies 	<ul style="list-style-type: none"> ◆ USAID/Uganda funded several organizations to implement 35 peace dialogue action items, including the facilitation of peace-building activities, such as public works, traditional ceremonies, peace fairs, and theater; through peace committees, village leaders, and women’s groups. ◆ 35 more national and local peace dialogue meetings held (Uganda). ◆ 20 peace clubs established in schools (Uganda). ◆ Two large-scale traditional ceremonies, involving a total of 199 individuals, and five smaller ceremonies were carried out to facilitate the community reintegration of the ex-combatants registering for Amnesty (“reporters”) (Uganda). 	No	No additional data	<ul style="list-style-type: none"> ■ On Target ■ On Target ■ On Target
Details of 2004 Results	<ul style="list-style-type: none"> ◆ Data Source: Uganda Mission ◆ Data Reliability: High, but limited to Uganda. 			
	Reason for Significant Performance Shortfall or Exceedance, and Corrective Actions Taken <ul style="list-style-type: none"> ◆ N/A 			

STRATEGIC GOAL 2: COUNTERTERRORISM

Strategic Goal 2 Counterterrorism
 Performance Goal I Diminished Political and Economic Conditions that Permit Terrorism to Flourish
 Program Goal I Diminish Potential Underlying Conditions of Terrorism in Iraq

PERFORMANCE INDICATOR #1: LEVEL OF ECONOMIC AID TO IRAQ				
FY 2004 Target	FY 2004 Preliminary or Provisional Results	Do Final Performance Results Differ from Preliminary Results?	Final FY 2004 Validated Results	FY 2004 Rating
Target not yet set	<ul style="list-style-type: none"> ◆ 38 countries pledged in Madrid, plus the European Community (EC), World Bank, and International Monetary Fund (IMF) for a total of 41 countries/organizations ◆ Total pledged for 2004–2007 from non-U.S. donors at Madrid totaled over \$8 billion from donor governments, including loan assistance (e.g., Japan pledged \$5 billion of which \$3.5 billion was in the form of concessional lending), and another \$5.5 billion in potential lending from the World Bank and the IMF. ◆ OTI/Iraq did 1,524 small grants for \$114 million and provided: <ul style="list-style-type: none"> ◆ 25 grants to support women’s centers ◆ 84 grants to support schools ◆ 10 grants to rehabilitate clinics ◆ 12 grants to rehabilitate libraries ◆ 20 grants to support youth centers 	No	No additional data	N/A
Details of 2004 Results	<ul style="list-style-type: none"> ◆ Data Source: Official pledges, U.S. Government expenditures, U.S. Department of State ◆ Data Reliability: High 			
	Reason for Significant Performance Shortfall or Exceedance, and Corrective Actions Taken			
	<ul style="list-style-type: none"> ◆ N/A 			


Strategic Goal 2 Counterterrorism
 Performance Goal I Diminished Political and Economic Conditions that Permit Terrorism to Flourish
 Program Goal I Diminish Potential Underlying Conditions of Terrorism in Iraq

PERFORMANCE INDICATOR #2: SUPPORT EDUCATION REFORM AND DEVELOPMENT IN IRAQ				
FY 2004 Target	FY 2004 Preliminary or Provisional Results	Do Final Performance Results Differ from Preliminary Results?	Final FY 2004 Validated Results	FY 2004 Rating
<ul style="list-style-type: none"> Over 2,000 schools to be rehabilitated or built Over 30,000 secondary school teachers and administration staff to be trained Over 8 million textbooks to be printed and distributed 	<ul style="list-style-type: none"> 2,405 schools rehabilitated or built Over 33,000 secondary school teachers and administration staff trained Over 8.7 million textbooks printed and distributed 	No	No additional data	<ul style="list-style-type: none"> Exceeds Target Exceeds Target Exceeds Target
Details of 2004 Results	<ul style="list-style-type: none"> Data Source: USAID, U.S. Department of State Data Reliability: High 			
	Reason for Significant Performance Shortfall or Exceedance, and Corrective Actions Taken			
	<ul style="list-style-type: none"> Data unavailable 			

Strategic Goal 2 Counterterrorism
 Performance Goal I Diminished Political and Economic Conditions that Permit Terrorism to Flourish
 Program Goal I Diminish Potential Underlying Conditions of Terrorism in Iraq

PERFORMANCE INDICATOR #3: PROVIDE ASSISTANCE TO TRANSFORM IRAQ TO A FREE MARKET-BASED ECONOMY				
FY 2004 Target	FY 2004 Preliminary or Provisional Results	Do Final Performance Results Differ from Preliminary Results?	Final FY 2004 Validated Results	FY 2004 Rating
<ul style="list-style-type: none"> Develop at least 10 laws and/or regulations/ processes relating to private sector development Implement an FMIS at the Ministry of Finance and six other key Ministries 	<ul style="list-style-type: none"> Developed 10 laws and/or regulations/processes relating to private sector development Implemented Financial Management Information System (FMIS) at Ministry of Finance; implementation in progress at six key Ministries 	No	No additional data	<ul style="list-style-type: none"> On Target On Target
Details of 2004 Results	<ul style="list-style-type: none"> Data Source: USAID Operating Units Data Reliability: High 			
	Reason for Significant Performance Shortfall or Exceedance, and Corrective Actions Taken			
	<ul style="list-style-type: none"> NA 			

Strategic Goal 2 Counterterrorism
 Performance Goal I Diminished Political and Economic Conditions that Permit Terrorism to Flourish
 Program Goal I Diminish Potential Underlying Conditions of Terrorism in Iraq

PERFORMANCE INDICATOR #4: SUPPORT IRAQIS IN THEIR EFFORTS TO DEFINE AND DEVELOP				
FY 2004 Target	FY 2004 Preliminary or Provisional Results	Do Final Performance Results Differ from Preliminary Results?	Final FY 2004 Validated Results	FY 2004 Rating
<ul style="list-style-type: none"> At least 95 percent of districts with local governance established Maximize number of small grants provided 	<ul style="list-style-type: none"> 95 percent of districts with local governance established. 	No	No additional data Data unavailable on number of small grants	 On Target
Details of 2004 Results	<ul style="list-style-type: none"> Data Source: USAID Operating Units Data Reliability: High 			
	Reason for Significant Performance Shortfall or Exceedance, and Corrective Actions Taken			
	<ul style="list-style-type: none"> NA 			

Strategic Goal 2 Counterterrorism
 Performance Goal I Diminished Political and Economic Conditions that Permit Terrorism to Flourish
 Program Goal I Diminish Potential Underlying Conditions of Terrorism in Iraq

PERFORMANCE INDICATOR #5: CREATE JOBS AND PROVIDE ESSENTIAL SERVICES IN IRAQ				
FY 2004 Target	FY 2004 Preliminary or Provisional Results	Do Final Performance Results Differ from Preliminary Results?	Final FY 2004 Validated Results	FY 2004 Rating
<ul style="list-style-type: none"> Direct employment of 50,000 Iraqi's by USAID-financed projects. Employ 40,000 Iraqi's per month on short-term basis. 	<ul style="list-style-type: none"> 48,000, jobs created through USAID-funded works projects. Average 30,000 Iraqi's employed per month on short term basis (future numbers dependent upon security situation). 	No	No additional data	<ul style="list-style-type: none"> Below Target Below Target
Details of 2004 Results	<ul style="list-style-type: none"> Data Source: USAID, U.S. Department of State, U.S. Military Data Reliability: High 			
	Reason for Significant Performance Shortfall or Exceedance, and Corrective Actions Taken			
	<ul style="list-style-type: none"> Data unavailable 			

Strategic Goal 2 Counterterrorism
 Performance Goal I Diminished Political and Economic Conditions that Permit Terrorism to Flourish
 Program Goal I Diminish Potential Underlying Conditions of Terrorism in Iraq

PERFORMANCE INDICATOR #6: PROMOTE CITIZENRY CONFIDENCE IN GOVERNMENT'S ABILITY TO FUNCTION EFFECTIVELY AND EFFICIENTLY				
FY 2004 Target	FY 2004 Preliminary or Provisional Results	Do Final Performance Results Differ from Preliminary Results?	Final FY 2004 Validated Results	FY 2004 Rating
Target not yet set	<ul style="list-style-type: none"> Office of Transition Initiatives (OTI) awarded 1,888 small grants totaling more than \$142 million for quick impact activities that support: good governance, civil society, conflict management and mitigation, human rights, and transitional justice. 	No	No additional data	N/A
Details of 2004 Results	<ul style="list-style-type: none"> Data Source: USAID (Office of Transition Initiatives) Data Reliability: High 			
	Reason for Significant Performance Shortfall or Exceedance, and Corrective Actions Taken			
	<ul style="list-style-type: none"> N/A 			

Strategic Goal 2 Counterterrorism
 Performance Goal I Diminished Political and Economic Conditions that Permit Terrorism to Flourish
 Program Goal I Diminish Potential Underlying Conditions of Terrorism in Iraq

PERFORMANCE INDICATOR #7: INCREASE DELIVERY OF ESSENTIAL SERVICES IN IRAQ				
FY 2004 Target	FY 2004 Preliminary or Provisional Results	Do Final Performance Results Differ from Preliminary Results?	Final FY 2004 Validated Results	FY 2004 Rating
<ul style="list-style-type: none"> ◆ Increase availability of potable water—target population 6.5 million Iraqis ◆ Increase volume of treated sewerage – target population 6.1 million Iraqis ◆ Support delivery of water for irrigation to eight pumping stations ◆ Increase availability of electricity by adding 2036 megawatts (MW) 	<ul style="list-style-type: none"> ◆ Increased availability of potable water to 27 percent of target population ◆ Increased volume of treated sewerage to 7 percent of target population ◆ Supported delivery of water for irrigation meeting 13 percent of target ◆ Increased availability of electricity meeting 22 percent of target population 	No	No additional data	<ul style="list-style-type: none"> ■ On Target ■ Below Target N/A N/A
Details of 2004 Results	<ul style="list-style-type: none"> ◆ Data Source: USAID, Contractors ◆ Data Reliability: Moderate 			
	Reason for Significant Performance Shortfall or Exceedance, and Corrective Actions Taken			
	<ul style="list-style-type: none"> ◆ Inconsistencies in data reporting prevent further analysis at this time 			

Strategic Goal 2 Counterterrorism
 Performance Goal 1 Diminished Political and Economic Conditions that Permit Terrorism to Flourish
 Program Goal 2 Diminish Potential Underlying Conditions of Terrorism in Afghanistan

PERFORMANCE INDICATOR #1: MODERATE GOVERNMENT STRENGTHENED IN AFGHANISTAN				
FY 2004 Target	FY 2004 Preliminary or Provisional Results	Do Final Performance Results Differ from Preliminary Results?	Final FY 2004 Validated Results	FY 2004 Rating
Target not yet set	<ul style="list-style-type: none"> ♦ USAID provided critical assistance for December's Loya Jirga, which led to ratification of the constitution; support for the September 2004 elections. Seven judicial facilities built/rehabilitated (estimate). ♦ 443 judicial experts trained (estimate). ♦ 10.5 million people registered to vote (approximately 95 percent of eligible voters registered to vote) 	No	No additional data	N/A
Details of 2004 Results	<ul style="list-style-type: none"> ♦ Data Source: USAID, other U.S. Government ♦ Data Reliability: High 			
	Reason for Significant Performance Shortfall or Exceedance, and Corrective Actions Taken			
	<ul style="list-style-type: none"> ♦ N/A 			

Strategic Goal 2 Counterterrorism
 Performance Goal 1 Diminished Political and Economic Conditions that Permit Terrorism to Flourish
 Program Goal 2 Diminish Potential Underlying Conditions of Terrorism in Afghanistan

PERFORMANCE INDICATOR #2: RURAL ECONOMIC OPPORTUNITY EXPANDED IN AFGHANISTAN				
FY 2004 Target	FY 2004 Preliminary or Provisional Results	Do Final Performance Results Differ from Preliminary Results?	Final FY 2004 Validated Results	FY 2004 Rating
Target not yet set	<ul style="list-style-type: none"> ◆ 567,806 (cumulative) farmers served by extension through USAID assistance ◆ 310,500 (cumulative) hectares receiving improved irrigation through USAID assistance ◆ 8,400 (cumulative) microfinance loans disbursed totaling USD \$1.26 million 	No	<ul style="list-style-type: none"> ◆ 57 community-identified activities completed through community participation (e.g., build/rehabilitate roads, markets, playgrounds). ◆ 5,602 communities assisted through USAID. 	N/A
Details of 2004 Results	<ul style="list-style-type: none"> ◆ Data Source: The World Bank ◆ Data Reliability: For data on community-identified activities and number of communities assisted, USAID provides partial support to the Afghan Reconstruction Trust Fund; hence, it is difficult to determine the exact activities USAID funding supports. 			
	Reason for Significant Performance Shortfall or Exceedance, and Corrective Actions Taken <ul style="list-style-type: none"> ◆ N/A 			

Strategic Goal 2 Counterterrorism
 Performance Goal 1 Diminished Political and Economic Conditions that Permit Terrorism to Flourish
 Program Goal 2 Diminish Potential Underlying Conditions of Terrorism in Afghanistan

PERFORMANCE INDICATOR #3: REHABILITATION STATUS OF AFGHAN EDUCATIONAL INFRASTRUCTURE				
FY 2004 Target	FY 2004 Preliminary or Provisional Results	Do Final Performance Results Differ from Preliminary Results?	Final FY 2004 Validated Results	FY 2004 Rating
Target not yet set	<ul style="list-style-type: none"> 81 schools built or rehabilitated in 2004 through USAID assistance 169,716 students enrolled/ trained (in three provinces) through USAID assistance 35,819 teachers trained in 2004 through USAID assistance 	No	<ul style="list-style-type: none"> 120,000 students graduating from vocational training programs in communities with high youth unemployment/underemployment. Data unavailable on textbooks printed/distributed. 	N/A
Details of 2004 Results	<ul style="list-style-type: none"> Data Source: USAID Mission. Participation in program limited to three provinces in FY 2004. Data Reliability: This is an estimate based on FY 2004 scale of program slated for further expansion. 			
	Reason for Significant Performance Shortfall or Exceedance, and Corrective Actions Taken			
	<ul style="list-style-type: none"> N/A 			

Strategic Goal 2 Counterterrorism
 Performance Goal 1 Diminished Political and Economic Conditions that Permit Terrorism to Flourish
 Program Goal 3 Diminish Conditions Exploited by Terrorist Recruitment in Other Frontline States

PERFORMANCE INDICATOR #1: ALTERNATIVE EDUCATION SYSTEMS SUPPORTED				
FY 2004 Target	FY 2004 Preliminary or Provisional Results	Do Final Performance Results Differ from Preliminary Results?	Final FY 2004 Validated Results	FY 2004 Rating
Target not yet set	<ul style="list-style-type: none"> Number of students enrolled in secular education programs in schools in Muslim countries. Number of students graduation from vocational training programs in Muslim communities with high youth unemployment/underemployment. Number of books and secular materials printed in local languages distributed to identified schools. 	No	<ul style="list-style-type: none"> 55,965 students enrolled in madrasa but receiving a secular curriculum supported through USAID (data from 4 countries). 4,430,153 students enrolled in non-madrassas receiving a secular curriculum supported through USAID (data from 10 countries). 15,196 students graduating from vocational training programs in communities with high youth unemployment/underemployment. Data unavailable on books and materials. 	N/A
Details of 2004 Results	<ul style="list-style-type: none"> Data Source: Enrollment data provided to USAID Data Reliability: High 			
	Reason for Significant Performance Shortfall or Exceedance, and Corrective Actions Taken			
	<ul style="list-style-type: none"> N/A 			

Strategic Goal 2 Counterterrorism
 Performance Goal 1 Diminished Political and Economic Conditions that Permit Terrorism to Flourish
 Program Goal 3 Diminish Conditions Exploited by Terrorist Recruitment in Other Frontline States

PERFORMANCE INDICATOR #2: CIVILIAN LIVELIHOOD OPPORTUNITIES EXPANDED				
FY 2004 Target	FY 2004 Preliminary or Provisional Results	Do Final Performance Results Differ from Preliminary Results?	Final FY 2004 Validated Results	FY 2004 Rating
Target not yet set	<ul style="list-style-type: none"> Number of jobs created through USAID funded works projects. Number of loans provided through USAID assistance. Number of books and secular materials printed in local languages distributed to identified schools. In Sierra Leone—5,088 ex-combatants and war-affected youth participated in communal civic works projects 	No	<ul style="list-style-type: none"> 971 jobs created of one month duration or less. 345,055 jobs created of 3 to 180 days' duration. 674,434 jobs created of more than 180 days' duration. Data unavailable on loans. Data unavailable on books. 14,897 community identified activities completed through community participation (e.g., build/rehabilitate roads, markets, playgrounds). 11,915 communities assisted through USAID. (24 missions reporting data) 	N/A
Details of 2004 Results	<ul style="list-style-type: none"> Data Source: USAID Operating Units, NGOs, Partners Data Reliability: The number of community-identified activities completed and communities assisted is considered accurate, but the size of each activity/community varies widely. Moderate reliability for jobs created because of number/variety of reporting sources. 			
	Reason for Significant Performance Shortfall or Exceedance, and Corrective Actions Taken <ul style="list-style-type: none"> N/A 			

Strategic Goal 2 Counterterrorism
 Performance Goal 1 Diminished Political and Economic Conditions that Permit Terrorism to Flourish
 Program Goal 4 Diminish Conditions Exploited for Terrorist Sanctuary in Other Frontline States

PERFORMANCE INDICATOR #1: STABLE AND MODERATE GOVERNMENTS ESTABLISHED				
FY 2004 Target	FY 2004 Preliminary or Provisional Results (Summarized)	Do Final Performance Results Differ from Preliminary Results?	Final FY 2004 Validated Results	FY 2004 Rating
Target not yet set	<p>Sierra Leone</p> <ul style="list-style-type: none"> ◆ 144 community organizations managed and implemented self-selected development projects ◆ 34 high-impact infrastructure projects completed <p>Uganda</p> <ul style="list-style-type: none"> ◆ 3,585 formerly abducted children assisted with psycho-social rehabilitation and reintegration <p>Kenya/Somali border</p> <ul style="list-style-type: none"> ◆ USAID-funded PACT working with the Wajir South Development Association (WASDA) to reduce water-use conflict ◆ WASDA has helped establish Peace Committees to monitor community tension levels and harmonize the needs of neighborhoods <p>Asia and Near East (ANE)</p> <ul style="list-style-type: none"> ◆ USAID has worked with hundreds of communities on thousands of small-scale activities in Afghanistan (exact figures not currently available) 	No	No additional data	N/A
Details of 2004 Results	<ul style="list-style-type: none"> ◆ Data Source: USAID Operating Units, NGOs, Partners ◆ Data Reliability: High (data limited to three countries) 			
	<p>Reason for Significant Performance Shortfall or Exceedance, and Corrective Actions Taken</p> <ul style="list-style-type: none"> ◆ N/A 			

STRATEGIC GOAL 3: INTERNATIONAL CRIME AND DRUGS

Strategic Goal 3 International Crime and Drugs

Performance Goal I International Trafficking in Drugs, Persons, and Other Illicit Goods Disrupted and Criminal Organizations Dismantled

Program Goal I Global Poppy Cultivation

PERFORMANCE INDICATOR #1: NUMBER OF HECTARES IN LICIT PRODUCTION FORMERLY IN ILLICIT POPPY PRODUCTION				
FY 2004 Target	FY 2004 Preliminary or Provisional Results	Do Final Performance Results Differ from Preliminary Results?	Final FY 2004 Validated Results	FY 2004 Rating
25,000 hectares	<ul style="list-style-type: none"> 25,000 hectares (estimate) in licit production formerly in illicit poppy production in the ANE region 	Yes	<ul style="list-style-type: none"> 38,258 hectares in licit production formerly in coca or poppy production. 	<ul style="list-style-type: none"> Exceeds Target
Details of 2004 Results	<ul style="list-style-type: none"> Data Source: Data from CIA and refers to Columbia and Peru programs only. Data Reliability: Unclear, as this is from another U.S. agency. 			
	Reason for Significant Performance Shortfall or Exceedance, and Corrective Actions Taken			
	<ul style="list-style-type: none"> Data unavailable 			

Strategic Goal 3 International Crime and Drugs
 Performance Goal 1 International Trafficking in Drugs, Persons, and Other Illicit Goods Disrupted and Criminal Organizations Dismantled
 Program Goal 2 Improve Anti-Trafficking Prosecutorial and Protection Capacities

PERFORMANCE INDICATOR #1: NUMBER OF PEOPLE REACHED THROUGH USAID-SUPPORTED ANTI-TRAFFICKING IN PERSONS PROGRAMS				
FY 2004 Target	FY 2004 Preliminary or Provisional Results	Do Final Performance Results Differ from Preliminary Results?	Final FY 2004 Validated Results	FY 2004 Rating
Target not yet set	<ul style="list-style-type: none"> ANE: 320,000 (est.) persons reached by public awareness. ANE: 5,200 (est.) officials educated or trained. ANE: 6,400 (est.) survivors of TIP that receive counseling and other support services Latin America and the Caribbean (LAC) Region— Many new TIP programs this year. 	Yes	<ul style="list-style-type: none"> 55.5 million people reached, 48.5 million of whom were in Asia 16,308 officials educated or trained about trafficking in persons issues through USAID programs 45,844 trafficking survivors received services with USAID assistance 	N/A
Details of 2004 Results	<ul style="list-style-type: none"> Data Source: USAID Operating Units, generally gathered or estimated by NGOs, Partners, and Contractors Data Reliability: High reliability on number of officials trained, except some possible overlap between Mission data and ANE regional data. Significant margin of error concerning number of people reached by programs because of varying data-collection methods and possible double counting. 			
	Reason for Significant Performance Shortfall or Exceedance, and Corrective Actions Taken <ul style="list-style-type: none"> N/A 			

STRATEGIC GOAL 4: DEMOCRACY AND HUMAN RIGHTS


Strategic Goal 4 Democracy and Human Rights

Performance Goal I Measures Adopted to Develop Transparent and Accountable Democratic Institutions, Laws, and Political Processes and Practices

Program Goal I Engagement To Advance Democracy

PERFORMANCE INDICATOR #1: STRENGTHENED LOCAL GOVERNANCE				
FY 2004 Target	FY 2004 Preliminary or Provisional Results (Summarized)	Do Final Performance Results Differ from Preliminary Results?	Final FY 2004 Validated Results	FY 2004 Rating
77 percent of USAID-assisted national governments devolving authorities to local governments with the corresponding access to financial resources	<p>77 percent of USAID-assisted national governments devolving authorities to local governments with the corresponding access to financial resources</p> <p>Rwanda</p> <ul style="list-style-type: none"> Development and dissemination of new accounting system; 98% of district accountants trained; 75% of which are using the new system Strengthened capacity of 11 district government boards in Kibungo Province to develop, implement, and monitor 32 community development projects (value approx. \$1 million) Government of Rwanda (GOR) provided \$600,000 to finance an additional 20 projects <p>South Africa</p> <ul style="list-style-type: none"> Technical assistance to 94 of 284 municipalities including design and launch of learning network of 16 of 47 district municipalities, and Web-based best practices newsletter (3,500 subscribers; avg. 550 hits/month) <p>Senegal</p> <ul style="list-style-type: none"> Participatory decision-making, transparent budgeting, and local development planning training for local officials and community-based organizations in 97 of 402 municipalities <p>Ghana</p> <ul style="list-style-type: none"> District governments have seen real gains in revenue mobilization as a result of USAID assistance in fee negotiations with civil society and training for revenue collectors. 	No	<ul style="list-style-type: none"> 26 USAID country programs assisted national governments to devolve authorities to local governments (6 in Europe/Eurasia, 3 in Asia/Near East, 8 in Latin America/Caribbean, and 6 in Africa). Approximately 75,000 local government officials were trained 	<p>■ On Target</p>
Details of 2004 Results	<ul style="list-style-type: none"> Data Source: USAID Operating Units, NGOs, Partners Data Reliability: High for number of country programs assisting national governments, based largely on direct contact/consultation between USAID and local/national governments on legal and administrative changes to empower local governments. Training-participant data is estimated based on gross government-training data from Missions. 			
	<p>Reason for Significant Performance Shortfall or Exceedance, and Corrective Actions Taken</p> <ul style="list-style-type: none"> NA 			

Strategic Goal 4 Democracy and Human Rights
 Performance Goal I Measures Adopted to Develop Transparent and Accountable Democratic Institutions, Laws, and Political Processes and Practices
 Program Goal I Engagement To Advance Democracy

PERFORMANCE INDICATOR #2: CIVIL SOCIETY FUNCTIONING				
FY 2004 Target	FY 2004 Preliminary or Provisional Results (Summarized)	Do Final Performance Results Differ from Preliminary Results?	Final FY 2004 Validated Results	FY 2004 Rating
The baseline for number of countries, established in FY 2004 is 30; 90 percent of USAID-assisted countries	<p>90 percent of USAID-assisted countries where citizens' concerns are being effectively represented at the national and local levels:</p> <p>Mali</p> <ul style="list-style-type: none"> ♦ 100 percent of targeted groups developed the capacity to govern themselves democratically ♦ 84 percent of targeted groups formed partnerships with local government to deliver public services ♦ 94 percent of targeted groups developed sound management practices <p>Tanzania</p> <ul style="list-style-type: none"> ♦ Substantial progress in capacity-building of civil society organizations especially in the areas of governance, advocacy, and external relations <p>Uganda</p> <ul style="list-style-type: none"> ♦ 8 partner districts created development plans that included active participation by stakeholders and took into account sector interests. ♦ Number of CSOs having a target agenda with their local governments increased from an average of 4 in 2002 to 12 in 2003 ♦ All USAID partner local governments showed significant improvements in fiscal management <p>Angola</p> <ul style="list-style-type: none"> ♦ Policy reform efforts have resulted in important gains for target populations, including women ♦ Approval of a decree providing a legal framework for government assistance to internally displaced persons ♦ Tents and food items provided for temporary accommodation of displaced families ♦ Governor of the province of Kwanza Sul provided roofing materials to families ♦ National Assembly recognized the need to revise the draft law on the rights of people living with HIV/AIDS, and actively sought the participation of a USAID-supported CSO coalition in the revision process 	No	<ul style="list-style-type: none"> ♦ 56 country programs reported that the organizational capacity of civil society organizations assisted by USAID improved. ♦ 53 country programs reported that they had helped citizens' concerns be more effectively represented at national and/or local levels. 	 On Target


Strategic Goal 4 Democracy and Human Rights

Performance Goal I Measures Adopted to Develop Transparent and Accountable Democratic Institutions, Laws, and Political Processes and Practices

Program Goal I Engagement To Advance Democracy

	<ul style="list-style-type: none"> Land advocates successfully stopped the occupation of pastoral community land to benefit large landowners ,and facilitated successful and nonviolent negotiations for communities' compensation. <p>Nigeria</p> <ul style="list-style-type: none"> 46 out of 51 (87%) reported positive outcomes from their engagement with policymakers. 	
<p>Details of 2004 Results</p>	<ul style="list-style-type: none"> Data Source: USAID Operating Units Data Reliability: High, based on direct observation/validation by USAID staff in most cases. 	
	<p>Reason for Significant Performance Shortfall or Exceedance, and Corrective Actions Taken</p>	
	<ul style="list-style-type: none"> N/A 	

Strategic Goal 4 Democracy and Human Rights
 Performance Goal I Measures Adopted to Develop Transparent and Accountable Democratic Institutions, Laws, and Political Processes and Practices
 Program Goal I Engagement To Advance Democracy

PERFORMANCE INDICATOR #3: CITIZENS ACCESS TO JUSTICE SECTOR EXPANDED FOR ALL				
FY 2004 Target	FY 2004 Preliminary or Provisional Results (Summarized)	Do Final Performance Results Differ from Preliminary Results?	Final FY 2004 Validated Results	FY 2004 Rating
The baseline year for analysis, 2004, indicates that 40.3% of countries with USAID presence will have citizens access to the justice sector expanded for all	<ul style="list-style-type: none"> Number of legal experts trained: <ul style="list-style-type: none"> Malawi: 720 volunteer community-based educators (over 30% are women), 14 paralegals (4 women) Ethiopia: training for 984 Supreme and High Court Judges, 245 First Instance Judges, and 15 Addis Ababa Municipal Court Judges (63.4% of all judges in the country) Rwanda: extensive ethics training to more than 100 officials involved in the Gacaca traditional justice process Number of USAID sponsored mediation centers and justice centers: <ul style="list-style-type: none"> Zambia: more than 1,900 legal disputes in 2003, up from zero in 2000. Rwanda: 106 Gacaca jurisdictions in the form of vehicles, computers and other materiel 	No	<ul style="list-style-type: none"> A total of 49 country programs assisted in the creation or implementation of laws, policies, or regulations. 47 country programs reported that they had introduced or implemented changes that improved the efficiency of the legal system. 11 country programs reported reductions in the average time it took to process a legal case. Average reduction was 57 percent. 575 mediation and justice centers (of which 460 in the Philippines) supported by USAID. 47 justice centers supported by USAID. 10,560 cases were reported brought to USAID-sponsored justice centers in seven countries. 16 country programs helped to introduce mechanisms to improve protection of human rights by security forces or in the court. 13,853 individuals in 13 countries trained in human rights protection (includes 9,000 in Burundi). 2,745 children removed from exploitive work as a result of USAID assistance (includes 1,420 in Iraq) 55,000 judges, clerks, and judicial branch employees trained. 	 On Target
Details of 2004 Results	<ul style="list-style-type: none"> Data Source: USAID Operating Units, NGOs, Partners Data Reliability: High, although depth and significance of legal reforms vary widely. Reliability of data on the time to process a legal case and the number of cases brought to USAID-sponsored justice centers may be less in some countries. Data on judicial branch trainees is an estimate based on data on government-wide training that was only partially disaggregated. 			
	Reason for Significant Performance Shortfall or Exceedance, and Corrective Actions Taken			
	<ul style="list-style-type: none"> N/A 			

Strategic Goal 4 Democracy and Human Rights
 Performance Goal I Measures Adopted to Develop Transparent and Accountable Democratic Institutions, Laws, and Political Processes and Practices
 Program Goal I Engagement To Advance Democracy

PERFORMANCE INDICATOR #4: CORRUPTION MITIGATED IN PRIORITY USAID COUNTRIES				
FY 2004 Target	FY 2004 Preliminary or Provisional Results (Summarized)	Do Final Performance Results Differ from Preliminary Results?	Final FY 2004 Validated Results	FY 2004 Rating
Target not yet set	Benin <ul style="list-style-type: none"> Trained 58 government auditors from the Inspector General of Finance and the Chamber of Accounts on audit techniques Pilot awareness groups were set up in 50 schools to monitor corrupt practices in schools 	No	<ul style="list-style-type: none"> 39 country programs helped governments implement anti-corruption measures. 58,668 people in 16 countries trained in anti-corruption through USAID (includes 22,663 in Peru and 16,244 in Ghana). 	N/A
Details of 2004 Results	<ul style="list-style-type: none"> Data Source: USAID Operating Units, NGOs, Partners Data Reliability: High for most countries based on actual trainee counts. Data for Ghana is also included under "number of teachers and administrators trained" (Strategic Goal #6). 			
	Reason for Significant Performance Shortfall or Exceedance, and Corrective Actions Taken <ul style="list-style-type: none"> NA 			

Strategic Goal 4 Democracy and Human Rights

Performance Goal I Measures Adopted to Develop Transparent and Accountable Democratic Institutions, Laws, and Political Processes and Practices

Program Goal I Engagement To Advance Democracy

PERFORMANCE INDICATOR #5: CONSTITUENCIES POLITICAL PARTIES REPRESENTED				
FY 2004 Target	FY 2004 Preliminary or Provisional Results (Summarized)	Do Final Performance Results Differ from Preliminary Results?	Final FY 2004 Validated Results	FY 2004 Rating
Target not yet set	<ul style="list-style-type: none"> ◆ Number of elections in USAID presence countries where no political party receives more than 75 percent of the vote—collect centrally ◆ Number of women and minority candidates on ballots after USAID assistance. Number of women and minority candidates elected after USAID assistance ◆ Number of political party members/officials trained through USAID assistance ◆ Number of elections in USAID presence countries where no political party receives more than 75 percent of the vote. (5 in ANE; LAC data not collected in 2003) 	No	<ul style="list-style-type: none"> ◆ 41 country programs contributed to the internal democratic development of political parties. ◆ 42 country programs assisted in the creation or implementation of systems to ensure free and fair elections reflecting popular will. ◆ In 24 countries, elections were conducted with the support of USAID. ◆ 63,202 local election observers were trained by USAID-supported programs in 19 countries (more than two-thirds of them mounted an election in 2004). ◆ In 14 of the 19 countries reporting USAID support for training election observers, the election was judged fair according to international norms and standards. ◆ In at least 12 of 14 programs involved in election support, no political party received more than 75 percent of the vote 	N/A
Details of 2004 Results	<ul style="list-style-type: none"> ◆ Data Source: USAID Operating Units, NGOs, and Partners ◆ Data Reliability: High for most indicators. Reliability is lower for the number of local elections observers trained, as trainee counts were estimates in some instances. 			
	Reason for Significant Performance Shortfall or Exceedance, and Corrective Actions Taken			
	<ul style="list-style-type: none"> ◆ N/A 			

Strategic Goal 4 Democracy and Human Rights

Performance Goal I Measures Adopted to Develop Transparent and Accountable Democratic Institutions, Laws, and Political Processes and Practices

Program Goal I Engagement To Advance Democracy

PERFORMANCE INDICATOR #6: STATUS OF INDEPENDENT/ALTERNATIVE MEDIA				
FY 2004 Target	FY 2004 Preliminary or Provisional Results (Summarized)	Do Final Performance Results Differ from Preliminary Results?	Final FY 2004 Validated Results	FY 2004 Rating
Target not yet set	<ul style="list-style-type: none"> ♦ Angola: Voice of America broadcasts timely and accurate information by presenting diverse viewpoints. Through the U.S. Embassy, the U.S. government also provided Radio Ecclesia, Angola's only independent radio station, with funds to purchase repeaters that extend the range of their broadcasts 	No	<ul style="list-style-type: none"> ♦ 44 non-government radio stations established through USAID assistance (includes 34 in Afghanistan). ♦ 9 non-government television stations established through USAID assistance. 	N/A
Details of 2004 Results	<ul style="list-style-type: none"> ♦ Data Source: USAID Operating Units ♦ Data Reliability: High 			
	Reason for Significant Performance Shortfall or Exceedance, and Corrective Actions Taken			
	<ul style="list-style-type: none"> ♦ N/A 			

STRATEGIC GOAL 5: ECONOMIC PROSPERITY AND SECURITY

Strategic Goal 5 Economic Prosperity and Security
 Performance Goal I Institutions, Laws, and Policies Foster Private Sector Growth, Macroeconomic Stability, and Poverty Reduction
 Program Goal I Science-Based Decision-Making and Standards Development

PERFORMANCE INDICATOR #1: EFFECTIVENESS OF CONTACTS BETWEEN SCIENCE & TECHNOLOGY (S&T)				
FY 2004 Target	FY 2004 Preliminary or Provisional Results (Summarized)	Do Final Performance Results Differ from Preliminary Results?	Final FY 2004 Validated Results	FY 2004 Rating
Target not yet set	<ul style="list-style-type: none"> 6 bilateral initiatives to involve developing country partners in climate change science and technology cooperation U.S. signed a letter of intent to collaborate in agricultural biotechnology with India USAID organized a meeting of West African ministers to discuss agricultural science and technology, resulting in increased interest in biotechnology and further discussions with the U.S. on collaboration in this area USAID and USDA jointly sponsored a meeting to strengthen research cooperation between the U.S. research community and the international agricultural and natural research centers Long-term agricultural and natural resource management research continues to provide important benefits in developing countries U.S.-India Joint Working Group on Agricultural Biotechnology, engaging USDA, State, NSF and leading U.S. scientists with a counterpart team drawn from the Government of India leadership and leading Indian biotechnology research organizations 	No	No additional data	N/A
Details of 2004 Results	<ul style="list-style-type: none"> Data Source: USAID Operating Units, U.S. Department of State, other U.S. Agencies Data Reliability: High 			
	Reason for Significant Performance Shortfall or Exceedance, and Corrective Actions Taken			
	<ul style="list-style-type: none"> N/A 			

Strategic Goal 5 Economic Prosperity and Security
 Performance Goal 1 Institutions, Laws, and Policies Foster Private Sector Growth, Macroeconomic Stability, and Poverty Reduction
 Program Goal 2 Private Sector Capacity

PERFORMANCE INDICATOR #1: ENTERPRISE-LEVEL COMPETITIVENESS				
FY 2004 Target	FY 2004 Preliminary or Provisional Results	Do Final Performance Results Differ from Preliminary Results?	Final FY 2004 Validated Results	FY 2004 Rating
<ul style="list-style-type: none"> 2,000,000 loans provided as a result of USAID assistance (disaggregated by type of recipient, including historically disadvantaged groups). \$400 million in loans provided as a result of USAID assistance (disaggregated by type of recipient, including historically disadvantaged groups). 90,000 firms directly participating in USAID sponsored activities to strengthen their competitiveness/productivity (annually). 	Results for 2004 to be determined by from Missions' Annual Reports	No	<ul style="list-style-type: none"> 1,755,607 business loans with a value of \$464 million were provided to women. 547,389 business loans with a value of \$458 million were provided to minorities. Loans totaling \$1.082 billion were issued by USAID-assisted institutions. Through projects valued at \$164 million, 48 country programs reported success in improving their countries' business environment. Through projects valued at \$286 million, 34 country programs reported improvements in the supply response of enterprises in the private sector. Through projects valued at \$154 million, USAID country programs reported positive results in 31 countries in strengthening economic policies or institutions at the macro or sectoral level. Through projects valued at \$405 million, USAID country programs reported positive results in poverty reduction in 34 countries. 229 USAID-assisted energy institutions in 27 countries reported improved capacity to reform and manage their sector (83 in Brazil, 34 in Russia). 14,341 individuals were trained in energy policy, technology, or modern business methods required to increase access to modern energy services 9,176 in Bangladesh). 63,723 firms directly participated in USAID-sponsored activities to strengthen their competitiveness/productivity. Of this total, 11,438 were women-owned firms. 290,519 micro-entrepreneurs received extension services supported by USAID (145,703 in Guatemala). 397,543 individuals (43,979 women) were trained in USAID-sponsored private sector growth programs (208,000 in Moldova). 	<ul style="list-style-type: none"> Exceeds Target Exceeds Target On Target

Strategic Goal 5 Economic Prosperity and Security

Performance Goal 1 Institutions, Laws, and Policies Foster Private Sector Growth, Macroeconomic Stability, and Poverty Reduction

Program Goal 2 Private Sector Capacity

Details of 2004 Results	<ul style="list-style-type: none"> ◆ Data Source: USAID Operating Units. Loan data is often collected by bank and non-bank financial institutions. Training data is generally aggregated by NGOs and partners. ◆ Data Reliability: Moderate accuracy on loan data as a result of disparate systems for adjusting for exchange rates, co-mingling of funds in some instances, and, in a few cases, counting number of borrowers rather than number of actual loans. Some operating units did not have data disaggregated for minority groups. In a smaller number of cases, data was not disaggregated by sex. There is some reporting overlap between women and minority groups, so the total of these two will exceed the total number of loans issued and their dollar value. Moderate accuracy on program expenditures results from some cases of USAID funds being attributed to more than one outcome (e.g., success in improving the country's business climate, strengthening economic policies).
	<p>Reason for Significant Performance Shortfall or Exceedance, and Corrective Actions Taken</p> <ul style="list-style-type: none"> ◆ Apparent shortfall in the number of firms reported directly participating in USAID-sponsored activities to strengthen competitiveness may result from some such firms being identified as micro-entrepreneurs receiving extension services, of which 290,000 are noted.

Strategic Goal 5 Economic Prosperity and Security
 Performance Goal 2 Increased Trade and Investment Achieved through Market-Opening International Agreements and Further Integration of Developing Countries into the Trading System
 Program Goal 1 Create Open and Dynamic World, Regional, and National Markets

PERFORMANCE INDICATOR #1: LEVEL OF TRADE CAPACITY OF USAID-ASSISTED COUNTRIES				
FY 2004 Target	FY 2004 Preliminary or Provisional Results	Do Final Performance Results Differ from Preliminary Results?	Final FY 2004 Validated Results	FY 2004 Rating
Target not yet set	Data unavailable	No	<ul style="list-style-type: none"> Through projects valued at \$17 million, 27 USAID country programs provided assistance related to foreign investment or market-opening international agreements 16,158 business agreements, valued at \$451 million, completed by local firms with US and other foreign firms. 37,747 individuals (including 9,331 women) were trained in USAID-sponsored trade-related programs. 9,895 individuals (including 845 women) were trained in other USAID-sponsored investment-related programs. Through USAID assistance 319 companies adopted internationally accepted accounting principles (300 in Ukraine). Through projects valued at \$6 million, 21 country programs reported some increase in the stability and efficiency of banking and central bank institutions. 	N/A
Details of 2004 Results	<ul style="list-style-type: none"> Data Source: USAID Operating Units, NGOs, Partners Data Reliability: Moderate on international business agreements, as these are estimates provided by the businesses and on companies adopting internationally accepted accounting principles. Training and expenditure data are of higher quality. 			
	Reason for Significant Performance Shortfall or Exceedance, and Corrective Actions Taken			
	<ul style="list-style-type: none"> N/A 			

Strategic Goal 5 Economic Prosperity and Security
 Performance Goal 2 Increased Trade and Investment Achieved through Market-Opening International Agreements and Further Integration of Developing Countries into the Trading System
 Program Goal 1 Create Open and Dynamic World, Regional and National Markets

PERFORMANCE INDICATOR #2: NUMBER OF USAID-ASSISTED COUNTRIES IN SOME STAGE OF WTO ACCESSION AND COMPLIANCE				
FY 2004 Target	FY 2004 Preliminary or Provisional Results	Do Final Performance Results Differ from Preliminary Results?	Final FY 2004 Validated Results	FY 2004 Rating
Target not yet set	<ul style="list-style-type: none"> 29 (5 in ANE Region: Nepal, Cambodia, Lebanon, Vietnam, and Yemen. Iraq has observer status, and Afghanistan put in application for observer status.) 16 of 16 LAC presence countries are WTO members. 	No	<ul style="list-style-type: none"> 7 countries advanced at least one stage in WTO accession as a result of USAID assistance Through projects valued at \$74 million, 40 country programs were engaged in activities that promote or encourage greater integration of the country into the global trading system 	N/A
Details of 2004 Results	<ul style="list-style-type: none"> Data Source: USAID Operating Units, U.S. Department of State Data Reliability: High 			
	Reason for Significant Performance Shortfall or Exceedance, and Corrective Actions Taken			
	<ul style="list-style-type: none"> N/A 			

Strategic Goal 5 Economic Prosperity and Security
 Performance Goal 3 Enhanced Food Security and Agricultural Development
 Program Goal 1 Agriculture-Led Income Opportunities Expanded

PERFORMANCE INDICATOR #1: LEVEL OF AGRICULTURAL SECTOR GROWTH				
FY 2004 Target	FY 2004 Preliminary or Provisional Results	Do Final Performance Results Differ from Preliminary Results?	Final FY 2004 Validated Results	FY 2004 Rating
<ul style="list-style-type: none"> *109 agricultural technologies made available for transfer through USAID programs Number of developing countries undertaking field trials and/or commercial approval of bioengineered crops: 10 	<ul style="list-style-type: none"> *172 agricultural technologies made available for transfer through USAID programs 9 or 10 countries undertook field trials of a biotechnology crop 	Yes	<ul style="list-style-type: none"> 889 agricultural technologies made available for transfer through USAID programs in 26 countries. 3 countries undertook field trials of biotechnology crops. 	<ul style="list-style-type: none"> Exceeds Target Below Target
<ul style="list-style-type: none"> *Number of rural organizations assisted by USAID: 2,288 	<ul style="list-style-type: none"> *4,171 rural organizations assisted by USAID 	Yes	<ul style="list-style-type: none"> 19,839 agriculture-related firms benefited directly from USAID interventions (4,947 in Nicaragua). 15,929 producers' organizations, trade and business associations, and CBOs assisted (6,637 in Guinea). 2,362 agriculture-related women's organizations/associations assisted (1,433 in Mozambique). 	Exceeds Target
<ul style="list-style-type: none"> *46,554 male individuals to receive agricultural training 	<ul style="list-style-type: none"> *116,353 male individuals received agricultural training 	Yes	<ul style="list-style-type: none"> 137,849 males received agricultural training. 	Exceeds Target
<ul style="list-style-type: none"> *37,681 female individuals to receive agricultural training 	<ul style="list-style-type: none"> *98,422 female individuals received agricultural training 	Yes	<ul style="list-style-type: none"> 76,883 females received agricultural training. 3.46-million farmers received extension services supported by USAID (2 million in Mozambique). 	Exceeds Target
Details of 2004 Results	<ul style="list-style-type: none"> Data Source: USAID Operating Units, NGOs, Partners Data Reliability: Data on agricultural technologies is considered weak because of reporting inconsistencies. Reliability of other data is moderate. 			
	Reason for Significant Performance Shortfall or Exceedance, and Corrective Actions Taken			
	<ul style="list-style-type: none"> Data unavailable 			

* Data from eleven missions and Washington-based Initiative to End Hunger in Africa (IEHA) activities.

Strategic Goal 5 Economic Prosperity and Security
 Performance Goal 3 Enhanced Food Security and Agricultural Development
 Program Goal 2 Food Security

PERFORMANCE INDICATOR #1: NUMBER OF PEOPLE RECEIVING TITLE II FOOD ASSISTANCE				
FY 2004 Target	FY 2004 Preliminary or Provisional Results	Do Final Performance Results Differ from Preliminary Results?	Final FY 2004 Validated Results	FY 2004 Rating
<ul style="list-style-type: none"> ◆ 19,000,000 people receiving Title II Food Assistance 	<ul style="list-style-type: none"> ◆ 96,387,000 people receiving Title II Food Assistance 	No	<ul style="list-style-type: none"> ◆ 14,700,000 people receiving non-emergency Title II food assistance. 	<ul style="list-style-type: none"> ◆ Below Target
<ul style="list-style-type: none"> ◆ Per capita food production index: 126.1 	<ul style="list-style-type: none"> ◆ Per capita food production index: 128.4 	No		<ul style="list-style-type: none"> ◆ Exceeds Target
<ul style="list-style-type: none"> ◆ Yield per hectare (kg/ha) of cereal crops in developing countries: 2,821.1 	<ul style="list-style-type: none"> ◆ Yield per hectare (kg/ha) of cereal crops in developing countries: 2,786.6 	No		<ul style="list-style-type: none"> ◆ Below Target
Details of 2004 Results	<ul style="list-style-type: none"> ◆ Data Source: USAID, NGOs, Partners ◆ Data Reliability: Low, because validated result is for <i>non-emergency</i> Title II food assistance only. 			
	Reason for Significant Performance Shortfall or Exceedance, and Corrective Actions Taken			
	<ul style="list-style-type: none"> ◆ Data unavailable 			

STRATEGIC GOAL 6: SOCIAL AND ENVIRONMENTAL ISSUES

Strategic Goal 6 Social and Environmental Issues

Performance Goal 1 Improved Global Health, Including Child, Maternal, and Reproductive Health, and the Reduction of Abortion and Disease, Especially HIV/AIDS, Malaria, and Tuberculosis

Program Goal 1 Infectious Diseases

PERFORMANCE INDICATOR #1: TUBERCULOSIS TREATMENT SUCCESS RATE (%) (37 COUNTRIES)				
FY 2004 Target	FY 2004 Preliminary or Provisional Results	Do Final Performance Results Differ from Preliminary Results?	Final FY 2004 Validated Results	FY 2004 Rating
Tuberculosis Treatment Success Rate: ♦ Less than 50%: 0 ♦ 50-84%: 25 ♦ 85% or more: 12	Data will be available in 2006	No	Data unavailable	N/A
Details of 2004 Results	♦ Data Source: N/A ♦ Data Reliability: N/A			
	Reason for Significant Performance Shortfall or Exceedance, and Corrective Actions Taken			
	♦ N/A			

Strategic Goal 6 Social and Environmental Issues

Performance Goal I Improved Global Health, Including Child, Maternal, and Reproductive Health, and the Reduction of Abortion and Disease, Especially HIV/AIDS, Malaria, and Tuberculosis

Program Goal I Infectious Diseases

PERFORMANCE INDICATOR #2: CASE DETECTION RATE FOR TUBERCULOSIS				
FY 2004 Target	FY 2004 Preliminary or Provisional Results	Do Final Performance Results Differ from Preliminary Results?	Final FY 2004 Validated Results	FY 2004 Rating
Case Detection Rate for Tuberculosis: ♦ Less than 40%: 13 ♦ 40-69%: 16 ♦ 70% or more: 8	Data will be available in 2005	No	Data unavailable	N/A
Details of 2004 Results	♦ Data Source: N/A ♦ Data Reliability: N/A			
	Reason for Significant Performance Shortfall or Exceedance, and Corrective Actions Taken			
	♦ N/A			

Strategic Goal 6 Social and Environmental Issues

Performance Goal I Improved Global Health, Including Child, Maternal, and Reproductive Health, and the Reduction of Abortion and Disease, Especially HIV/AIDS, Malaria, and Tuberculosis

Program Goal I Infectious Diseases

PERFORMANCE INDICATOR #3: PERCENTAGE OF HOUSEHOLDS IN MALARIA ENDEMIC AREAS WITH AT LEAST ONE INSECTICIDE TREATED NET (ITN COVERAGE RATE)				
FY 2004 Target	FY 2004 Preliminary or Provisional Results	Do Final Performance Results Differ from Preliminary Results?	Final FY 2004 Validated Results	FY 2004 Rating
7 percent	♦ ITN Coverage Rate: 12.8 percent (Represents 2002 startup baseline.)	No	Data unavailable	■ Exceeds Target
Details of 2004 Results	<ul style="list-style-type: none"> ♦ Data Source: USAID Operating Units, NGOs, Partners ♦ Data Reliability: Medium to high 			
	Reason for Significant Performance Shortfall or Exceedance, and Corrective Actions Taken <ul style="list-style-type: none"> ♦ Data unavailable 			

Strategic Goal 6 Social and Environmental Issues

Performance Goal I Improved Global Health, Including Child, Maternal, and Reproductive Health, and the Reduction of Abortion and Disease, Especially HIV/AIDS, Malaria, and Tuberculosis

Program Goal I Infectious Diseases

PERFORMANCE INDICATOR #4: NUMBER OF CLIENTS PROVIDED SERVICES AT STI CLINICS*				
FY 2004 Target	FY 2004 Preliminary or Provisional Results	Do Final Performance Results Differ from Preliminary Results?	Final FY 2004 Validated Results	FY 2004 Rating
200,000 (non-focus countries only)	♦ 119,914 (extrapolated)	Yes	♦ 778,597 clients provided services at USAID-assisted STI clinics (265,247 in Mozambique)	■ Exceeds Target
Details of 2004 Results	♦ Data Source: Ministries of Health, NGOs, Partners, Using patient logs, etc.			
	♦ Data Reliability: Moderate/high			
	Reason for Significant Performance Shortfall or Exceedance, and Corrective Actions Taken			
	♦ Data unavailable			

Strategic Goal 6 Social and Environmental Issues

Performance Goal I Improved Global Health, Including Child, Maternal, and Reproductive Health, and the Reduction of Abortion and Disease, Especially HIV/AIDS, Malaria, and Tuberculosis

Program Goal I Infectious Diseases

PERFORMANCE INDICATOR #5: NUMBER OF ORPHANS AND OTHER VULNERABLE CHILDREN RECEIVING CARE/SUPPORT SERVICES THROUGH PROGRAMS ASSISTED BY USAID*				
FY 2004 Target	FY 2004 Preliminary or Provisional Results	Do Final Performance Results Differ from Preliminary Results?	Final FY 2004 Validated Results	FY 2004 Rating
200,000 (non-focus countries only)	♦ 217,000 Total* (extrapolated)	Yes	♦ 388,143 orphans and other vulnerable children received care or support services through programs assisted by USAID	■ Exceeds Target
Details of 2004 Results	<ul style="list-style-type: none"> ♦ Data Source: Government ministries, NGOs, Partners ♦ Data Reliability: Moderate. Data quality assessments have not been done recently for some country programs. 			
	Reason for Significant Performance Shortfall or Exceedance, and Corrective Actions Taken			
	♦ Data unavailable			

Strategic Goal 6 Social and Environmental Issues

Performance Goal 1 Improved Global Health, Including Child, Maternal, and Reproductive Health, and the Reduction of Abortion and Disease, Especially HIV/AIDS, Malaria, and Tuberculosis

Program Goal 2 Reduce HIV Transmission and the Impact of the HIV AIDS Pandemic

PERFORMANCE INDICATOR #1: NUMBER OF PEOPLE RECEIVING HIV/AIDS TREATMENT IN THE 15 EMERGENCY PLAN FOCUS COUNTRIES				
FY 2004 Target	FY 2004 Preliminary or Provisional Results	Do Final Performance Results Differ from Preliminary Results?	Final FY 2004 Validated Results	FY 2004 Rating
At least 200,000 individuals receiving treatment during FY 2004	♦ 25,000 people currently receiving treatment.	Yes	♦ 33,452 individuals with advanced HIV infection receiving anti-retroviral therapy from USAID-assisted treatment programs (22,613 in Uganda)	■ Below Target
Details of 2004 Results	<ul style="list-style-type: none"> ♦ Data Source: USAID Operating Units ♦ Data Reliability: High 			
	Reason for Significant Performance Shortfall or Exceedance, and Corrective Actions Taken <ul style="list-style-type: none"> ♦ Funds from President's Emergency Plan were not available until June 2004. 			

Strategic Goal 6 Social and Environmental Issues

Performance Goal 1 Improved Global Health, Including Child, Maternal, and Reproductive Health, and the Reduction of Abortion and Disease, Especially HIV/AIDS, Malaria, and Tuberculosis

Program Goal 2 Reduce HIV Transmission and the Impact of the HIV AIDS Pandemic

PERFORMANCE INDICATOR #2: ESTIMATED NUMBER OF HIV INFECTIONS PREVENTED IN THE 15 EMERGENCY PLAN FOCUS COUNTRIES				
FY 2004 Target	FY 2004 Preliminary or Provisional Results	Do Final Performance Results Differ from Preliminary Results?	Final FY 2004 Validated Results	FY 2004 Rating
<ul style="list-style-type: none"> An estimated 47.8 million people receiving prevention services. An estimated 1.3 million infections prevented. 	FY 2004 estimates of people receiving prevention services and HIV/AIDS infections prevented in the 15 countries would be provided after HIV/AIDS annual report is submitted on December 3, 2004	No	Data unavailable	N/A
Details of 2004 Results	<ul style="list-style-type: none"> Data Source: N/A Data Reliability: N/A 			
	Reason for Significant Performance Shortfall or Exceedance, and Corrective Actions Taken			
	<ul style="list-style-type: none"> N/A 			

Strategic Goal 6 Social and Environmental Issues

Performance Goal 1 Improved Global Health, Including Child, Maternal, and Reproductive Health, and the Reduction of Abortion and Disease, Especially HIV/AIDS, Malaria, and Tuberculosis

Program Goal 2 Reduce HIV Transmission and the Impact of the HIV AIDS Pandemic

PERFORMANCE INDICATOR #3: NUMBER OF PEOPLE RECEIVING HIV/AIDS CARE IN THE 15 FOCUS COUNTRIES				
FY 2004 Target	FY 2004 Preliminary or Provisional Results	Do Final Performance Results Differ from Preliminary Results?	Final FY 2004 Validated Results	FY 2004 Rating
Target not yet set.	FY 2004 figures for number of people receiving HIV/AIDS care in the 15 countries would be provided after HIV/AIDS annual report is submitted on December 3, 2004.	No	Data unavailable	N/A
Details of 2004 Results	<ul style="list-style-type: none"> ◆ Data Source: N/A ◆ Data Reliability: N/A 			
	Reason for Significant Performance Shortfall or Exceedance, and Corrective Actions Taken			
	<ul style="list-style-type: none"> ◆ N/A 			

Strategic Goal 6 Social and Environmental Issues

Performance Goal 1 Improved Global Health, Including Child, Maternal, and Reproductive Health, and the Reduction of Abortion and Disease, Especially HIV/AIDS, Malaria, and Tuberculosis

Program Goal 2 Reduce HIV Transmission and the Impact of the HIV AIDS Pandemic

PERFORMANCE INDICATOR #4: NUMBER OF HIV-INFECTED PREGNANT WOMEN RECEIVING A COMPLETE COURSE OF ARV PROPHYLAXIS TO REDUCE THE RISK OF MTCT IN USAID ASSISTED SITES*				
FY 2004 Target	FY 2004 Preliminary or Provisional Results	Do Final Performance Results Differ from Preliminary Results?	Final FY 2004 Validated Results	FY 2004 Rating
5,000 (non-focus countries only)	◆ 4,707 (extrapolated)	Yes	◆ 9,389 (5,905 in Uganda)	■ Exceeds Target
Details of 2004 Results	<ul style="list-style-type: none"> ◆ Data Source: USAID Operating Units, NGOs, Partners ◆ Data Reliability: High 			
	Reason for Significant Performance Shortfall or Exceedance, and Corrective Actions Taken			
	<ul style="list-style-type: none"> ◆ Data unavailable 			

Strategic Goal 6 Social and Environmental Issues

Performance Goal 1 Improved Global Health, Including Child, Maternal, and Reproductive Health, and the Reduction of Abortion and Disease, Especially HIV/AIDS, Malaria, and Tuberculosis

Program Goal 3 Maternal and Reproductive Health

PERFORMANCE INDICATOR #1: TOTAL FERTILITY RATE (TFR)				
FY 2004 Target	FY 2004 Preliminary or Provisional Results	Do Final Performance Results Differ from Preliminary Results?	Final FY 2004 Validated Results	FY 2004 Rating
No targets set. USAID's program promotes voluntarism in the use of family planning services and thus it would be inappropriate for the Agency to set target levels for family size.	♦ TFR: 4.2	No	No additional data	N/A
Details of 2004 Results	<ul style="list-style-type: none"> ♦ Data Source: International Organizations ♦ Data Reliability: High 			
	Reason for Significant Performance Shortfall or Exceedance, and Corrective Actions Taken			
	♦ N/A			

Strategic Goal 6 Social and Environmental Issues
 Performance Goal 1 Improved Global Health, Including Child, Maternal, and Reproductive Health, and the Reduction of Abortion and Disease, Especially HIV/AIDS, Malaria, and Tuberculosis
 Program Goal 3 Maternal and Reproductive Health

PERFORMANCE INDICATOR #2: PERCENT OF LIVE BIRTHS ATTENDED BY SKILLED BIRTH ATTENDANTS				
FY 2004 Target	FY 2004 Preliminary or Provisional Results	Do Final Performance Results Differ from Preliminary Results?	Final FY 2004 Validated Results	FY 2004 Rating
◆ 48.5%	◆ Percent of live births attended by skilled birth attendants: 48.7 percent	Yes	◆ 63.55 average percentage among 19 USAID country programs reporting data	■ Exceeds Target
Details of 2004 Results	◆ Data Source: USAID surveys, Ministries of Health			
	◆ Data Reliability: Varies significantly as some countries do not do yearly surveys and data is estimated/extrapolated			
	Reason for Significant Performance Shortfall or Exceedance, and Corrective Actions Taken			
	◆ Significant exceedance may result partly from non-reporting by countries with low rates. Data not weighted by populations of reporting countries.			

Strategic Goal 6 Social and Environmental Issues

Performance Goal 1 Improved Global Health, Including Child, Maternal, and Reproductive Health, and the Reduction of Abortion and Disease, Especially HIV/AIDS, Malaria, and Tuberculosis

Program Goal 3 Maternal and Reproductive Health

PERFORMANCE INDICATOR #3: MODERN CONTRACEPTIVE PREVALENCE RATE (GLOBAL)				
FY 2004 Target	FY 2004 Preliminary or Provisional Results	Do Final Performance Results Differ from Preliminary Results?	Final FY 2004 Validated Results	FY 2004 Rating
Target not yet set	♦ Modern contraceptive prevalence rate: 38.4 percent (extrapolated)	No	Data unavailable	N/A
Details of 2004 Results	♦ Data Source: N/A			
	♦ Data Reliability: N/A			
	Reason for Significant Performance Shortfall or Exceedance, and Corrective Actions Taken			
	♦ N/A			

Strategic Goal 6 Social and Environmental Issues

Performance Goal 1 Improved Global Health, Including Child, Maternal, and Reproductive Health, and the Reduction of Abortion and Disease, Especially HIV/AIDS, Malaria, and Tuberculosis

Program Goal 3 Maternal and Reproductive Health

PERFORMANCE INDICATOR #4: PERCENT OF BIRTHS SPACED MORE THAN THREE YEARS APART				
FY 2004 Target	FY 2004 Preliminary or Provisional Results	Do Final Performance Results Differ from Preliminary Results?	Final FY 2004 Validated Results	FY 2004 Rating
Target not yet set	♦ Percent of births spaced more than three years apart: 45.3 percent (extrapolated)	No	Data unavailable	N/A
Details of 2004 Results	♦ Data Source: N/A			
	♦ Data Reliability: N/A			
	Reason for Significant Performance Shortfall or Exceedance, and Corrective Actions Taken			
	♦ N/A			

Strategic Goal 6 Social and Environmental Issues

Performance Goal 1 Improved Global Health, Including Child, Maternal, and Reproductive Health, and the Reduction of Abortion and Disease, Especially HIV/AIDS, Malaria, and Tuberculosis

Program Goal 3 Maternal and Reproductive Health

PERFORMANCE INDICATOR #5: PERCENT OF FIRST BIRTHS TO MOTHERS UNDER 18				
FY 2004 Target	FY 2004 Preliminary or Provisional Results	Do Final Performance Results Differ from Preliminary Results?	Final FY 2004 Validated Results	FY 2004 Rating
Target not yet set	♦ Percent of first births to mothers under 18: 24.3 (extrapolated)	No	Data unavailable	N/A
Details of 2004 Results	<ul style="list-style-type: none"> ♦ Data Source: N/A ♦ Data Reliability: N/A 			
	Reason for Significant Performance Shortfall or Exceedance, and Corrective Actions Taken			
	♦ N/A			

Strategic Goal 6 Social and Environmental Issues
 Performance Goal 1 Improved Global Health, Including Child, Maternal, and Reproductive Health, and the Reduction of Abortion and Disease, Especially HIV/AIDS, Malaria, and Tuberculosis
 Program Goal 3 Maternal and Reproductive Health

PERFORMANCE INDICATOR #6: PERCENT NEED SATISFIED WITH MODERN CONTRACEPTIVE METHODS				
FY 2004 Target	FY 2004 Preliminary or Provisional Results	Do Final Performance Results Differ from Preliminary Results?	Final FY 2004 Validated Results	FY 2004 Rating
Target not yet set	♦ Percent need satisfied with modern contraceptive methods: 66.4 percent (extrapolated)	No	Data unavailable	N/A
Details of 2004 Results	♦ Data Source: N/A ♦ Data Reliability: N/A			
	Reason for Significant Performance Shortfall or Exceedance, and Corrective Actions Taken ♦ N/A			

Strategic Goal 6 Social and Environmental Issues

Performance Goal 1 Improved Global Health, Including Child, Maternal, and Reproductive Health, and the Reduction of Abortion and Disease, Especially HIV/AIDS, Malaria, and Tuberculosis

Program Goal 3 Maternal and Reproductive Health

PERFORMANCE INDICATOR #7: PERCENT OF BIRTHS PARITY 5 OR HIGHER				
FY 2004 Target	FY 2004 Preliminary or Provisional Results	Do Final Performance Results Differ from Preliminary Results?	Final FY 2004 Validated Results	FY 2004 Rating
Target not yet set	♦ Percent of births parity 5 or higher: 24.7 percent (extrapolated)	No	Data unavailable	N/A
Details of 2004 Results	<ul style="list-style-type: none"> ♦ Data Source: N/A ♦ Data Reliability: N/A 			
	Reason for Significant Performance Shortfall or Exceedance, and Corrective Actions Taken			
	♦ N/A			

Strategic Goal 6 Social and Environmental Issues

Performance Goal 1 Improved Global Health, Including Child, Maternal, and Reproductive Health, and the Reduction of Abortion and Disease, Especially HIV/AIDS, Malaria, and Tuberculosis

Program Goal 4 Child Health

PERFORMANCE INDICATOR #1: UNDER-FIVE MORTALITY RATE				
FY 2004 Target	FY 2004 Preliminary or Provisional Results	Do Final Performance Results Differ from Preliminary Results?	Final FY 2004 Validated Results	FY 2004 Rating
87/1,000	◆ Under-five mortality rate (provisional): 87/1,000	No	Data unavailable	■ On Target
Details of 2004 Results	◆ Data Source: International organizations			
	◆ Data Reliability: High			
	Reason for Significant Performance Shortfall or Exceedance, and Corrective Actions Taken			
	◆ N/A			

Strategic Goal 6 Social and Environmental Issues

Performance Goal 1 Improved Global Health, Including Child, Maternal, and Reproductive Health, and the Reduction of Abortion and Disease, Especially HIV/AIDS, Malaria, and Tuberculosis

Program Goal 4 Child Health

PERFORMANCE INDICATOR #2: NEONATAL MORTALITY RATE				
FY 2004 Target	FY 2004 Preliminary or Provisional Results	Do Final Performance Results Differ from Preliminary Results?	Final FY 2004 Validated Results	FY 2004 Rating
♦ 33/1,000	Not available	No	Data unavailable	N/A
Details of 2004 Results	♦ Data Source: N/A			
	♦ Data Reliability: N/A			
	Reason for Significant Performance Shortfall or Exceedance, and Corrective Actions Taken			
	♦ N/A			

Strategic Goal 6 Social and Environmental Issues

Performance Goal 1 Improved Global Health, Including Child, Maternal, and Reproductive Health, and the Reduction of Abortion and Disease, Especially HIV/AIDS, Malaria, and Tuberculosis

Program Goal 4 Child Health

PERFORMANCE INDICATOR #3: UNDERWEIGHT FOR AGE AMONG CHILDREN UNDER-FIVE				
FY 2004 Target	FY 2004 Preliminary or Provisional Results	Do Final Performance Results Differ from Preliminary Results?	Final FY 2004 Validated Results	FY 2004 Rating
♦ 27 percent	♦ Underweight for age among children under-five: 27 percent (based on historical trend)	No	Data unavailable	■ On Target
Details of 2004 Results	♦ Data Source: N/A			
	♦ Data Reliability: N/A			
	Reason for Significant Performance Shortfall or Exceedance, and Corrective Actions Taken			
	♦ N/A			

Strategic Goal 6 Social and Environmental Issues

Performance Goal 1 Improved Global Health, Including Child, Maternal, and Reproductive Health, and the Reduction of Abortion and Disease, Especially HIV/AIDS, Malaria, and Tuberculosis

Program Goal 4 Child Health

PERFORMANCE INDICATOR #4: PERCENTAGE OF CHILDREN WITH DPT3 COVERAGE				
FY 2004 Target	FY 2004 Preliminary or Provisional Results	Do Final Performance Results Differ from Preliminary Results?	Final FY 2004 Validated Results	FY 2004 Rating
♦ 74 percent	♦ Percentage of children with DPT3 Coverage: 74 percent (based on historical trends and expert opinion)	Yes	♦ 78.31 average percentage coverage rate among 25 USAID country programs reporting data	■ Exceeds Target
Details of 2004 Results	<ul style="list-style-type: none"> ♦ Data Source: Ministries of Health, demographic and health surveys supported by USAID and other donor agencies. ♦ Data Reliability: Varies significantly among countries. Some countries do not do yearly surveys. Data not available from some large countries (e.g., India, Egypt). 			
	<p>Reason for Significant Performance Shortfall or Exceedance, and Corrective Actions Taken</p> <ul style="list-style-type: none"> ♦ Data may be skewed by incomplete reporting. 			

Strategic Goal 6 Social and Environmental Issues
 Performance Goal 1 Improved Global Health, Including Child, Maternal, and Reproductive Health, and the Reduction of Abortion and Disease, Especially HIV/AIDS, Malaria, and Tuberculosis
 Program Goal 4 Child Health

PERFORMANCE INDICATOR #5: PERCENT OF CHILDREN AGED 0-4 WITH DIARRHEA WHO RECEIVED ORAL REHYDRATION THERAPY				
FY 2004 Target	FY 2004 Preliminary or Provisional Results	Do Final Performance Results Differ from Preliminary Results?	Final FY 2004 Validated Results	FY 2004 Rating
♦ 71 percent	♦ Percent of children aged 0-4 with diarrhea who received ORT: 71 percent (based on historic trends)	No	Data unavailable	■ On Target
Details of 2004 Results	♦ Data Source: N/A			
	♦ Data Reliability: N/A			
	Reason for Significant Performance Shortfall or Exceedance, and Corrective Actions Taken			
	♦ N/A			

Strategic Goal 6 Social and Environmental Issues
 Performance Goal 2 Partnerships, Initiatives, and Implemented International Treaties and Agreements that Protect the Environment and Promote Efficient Energy Use and Resource Management
 Program Goal 1 Institutionalizing Sustainable Development

PERFORMANCE INDICATOR #1: NUMBER OF PEOPLE IN TARGET AREAS WITH ACCESS TO ADEQUATE SAFE WATER SUPPLY AND/OR SANITATION THAT MEETS SUSTAINABILITY STANDARDS				
FY 2004 Target	FY 2004 Preliminary or Provisional Results	Do Final Performance Results Differ from Preliminary Results?	Final FY 2004 Validated Results	FY 2004 Rating
<ul style="list-style-type: none"> 5,573,727 people in target with improved access to adequate safe water supply that meets sustainability standards. 3,000,000 people in target areas with improved access to adequate sanitation that meets sustainability standards 	<ul style="list-style-type: none"> 9,131,752 cumulative number of people since the beginning of 2003 with improved access to adequate safe water supply that meets sustainability standards (not including 1,759,641 beneficiaries gained in Iraq since the beginning of 2003, which brings the total to 10,891,393 people). 11,302,403 cumulative number of people since the beginning of 2003 with improved access to sanitation that meets sustainability standards (not including 9,613,101 total beneficiaries in Iraq since the beginning of 2003, which brings the total to 20,915,504 people). 60,512 Integrated water resources management (IWRM) governance groups established. 	Yes	<ul style="list-style-type: none"> 11.125 million people in target areas with improved access to adequate safe water supply that meets sustainability standards as a result of USAID assistance (6.924 million in S. Africa). 11.284 million people in target areas with improved access to adequate sanitation that meets sustainability standards as a result of USAID assistance (5.460 million in S. Africa, 3.0 million in Congo). 1,206 community water and sanitation committees established and trained as a result of USAID assistance (623 in Congo) 1,351 operational water user groups established to focus on sustainable water resources utilization and equitable allocation (1,187 in Nepal). 	<ul style="list-style-type: none"> Exceeds Target Exceeds Target
Details of 2004 Results	<ul style="list-style-type: none"> Data Source: USAID Operating Units, NGOs, Partners, Municipal governments. Data Reliability: Moderate to high. 			
	Reason for Significant Performance Shortfall or Exceedance, and Corrective Actions Taken			
<ul style="list-style-type: none"> Data unavailable 				

Strategic Goal 6 Social and Environmental Issues
 Performance Goal 2 Partnerships, Initiatives, and Implemented International Treaties and Agreements that Protect the Environment and Promote Efficient Energy Use and Resource Management
 Program Goal 1 Institutionalizing Sustainable Development

PERFORMANCE INDICATOR #2: NUMBER OF PEOPLE WITH ADEQUATE ACCESS TO MODERN ENERGY SERVICES				
FY 2004 Target	FY 2004 Preliminary or Provisional Results	Do Final Performance Results Differ from Preliminary Results?	Final FY 2004 Validated Results	FY 2004 Rating
<ul style="list-style-type: none"> 4,900,000 (FY 2004 Annual Performance Plan (APP) target) 	<ul style="list-style-type: none"> 5,557,031 people with access to modern energy services (as per OPIN figures to June 2004). (ANE Region: Afghanistan est. 1.56 million) 	Yes	<ul style="list-style-type: none"> 39,498,560 people with increased access to modern energy services as a result of a USAID program. Cumulative to 2004 (33,600,000 in Bangladesh). 	<ul style="list-style-type: none"> Exceeds Target
Details of 2004 Results	<ul style="list-style-type: none"> Data Source: USAID Operating Units, Governments Data Reliability: Low because of possible inconsistencies in data collection. 			
	Reason for Significant Performance Shortfall or Exceedance, and Corrective Actions Taken <ul style="list-style-type: none"> High cumulative number reported by USAID/Bangladesh may skew results. 			

Strategic Goal 6 Social and Environmental Issues
 Performance Goal 2 Partnerships, Initiatives, and Implemented International Treaties and Agreements that Protect the Environment and Promote Efficient Energy Use and Resource Management
 Program Goal 2 Coastal and Marine Resources

PERFORMANCE INDICATOR #1: NUMBER OF COASTAL AND MARINE POLICIES, LAWS, OR REGULATIONS DEVELOPED, ADOPTED, AND IMPLEMENTED				
FY 2004 Target	FY 2004 Preliminary or Provisional Results	Do Final Performance Results Differ from Preliminary Results?	Final FY 2004 Validated Results	FY 2004 Rating
Cumulative since FY 2003: 7 (expected to be gained in 2004) + 49 = 56 total	The results specified above, which were collected on an agency-wide basis, are considered the targets for FY 2004 for this Indicator. Because it is a new Indicator for FY 2004, the process of assigning targets and reporting on their results is still in an early stage of maturity and will improve as targets are formally established and tracked in FY 2005 and beyond.	No	♦ 14 policies, laws, or regulations in three countries adopted (9 in Egypt).	■ Exceeds Target
Details of 2004 Results	<ul style="list-style-type: none"> ♦ Data Source: USAID Operating Units ♦ Data Reliability: High 			
	Reason for Significant Performance Shortfall or Exceedance, and Corrective Actions Taken			
	<ul style="list-style-type: none"> ♦ Data unavailable 			

- Strategic Goal 6 Social and Environmental Issues
- Performance Goal 2 Partnerships, Initiatives, and Implemented International Treaties and Agreements that Protect the Environment and Promote Efficient Energy Use and Resource Management
- Program Goal 3 Conservation of Biological Diversity, Protected Areas, Forests, and Other Natural Resources

PERFORMANCE INDICATOR #1: BIODIVERSITY CONSERVATION AND NATURAL RESOURCE MANAGEMENT				
FY 2004 Target	FY 2004 Preliminary or Provisional Results	Do Final Performance Results Differ from Preliminary Results?	Final FY 2004 Validated Results	FY 2004 Rating
<ul style="list-style-type: none"> ◆ 27,000,000 hectares under improved management. ◆ 220,000,000 hectares under sustainable forest management. 	<ul style="list-style-type: none"> ◆ 27,258,000 hectares under improved management (biodiverse landscapes, forests, watersheds, agricultural and natural landscapes) (LAC: 13,817,089 (2003 Annual Report)) ◆ 203,600,000 hectares under increased conservation and sustainable management of forest ecosystems (LAC: 17,298,045 (2003 Annual Report)) 	<p>Yes</p> <p>Yes</p>	<ul style="list-style-type: none"> ◆ 51.9 million hectares under improved management for biodiversity conservation (17.5 million in Russia). ◆ 33.6 million hectares under increased protection and sustainable management of forest ecosystems. ◆ 18 countries improved the effectiveness of their domestic environmental laws, enforcement, and compliance as a result of USAID assistance. ◆ 130,000 people with improved resource rights security as a result of USAID assistance (99,995 in Namibia). ◆ 1.13 million people with improved natural resource-based income as a result of USAID assistance (700,000 in Nepal). ◆ 417,275 people trained in environmental best practices (250,000 in Tanzania; 149,000 in Mozambique). 	<p>■ Exceeds Target</p> <p>■ Below Target</p>
Details of 2004 Results	<ul style="list-style-type: none"> ◆ Data Source: USAID Operating Units, NGOs, Partners ◆ Data Reliability: High for a number of countries improving effectiveness of environmental laws. Moderate for other data. 			
	Reason for Significant Performance Shortfall or Exceedance, and Corrective Actions Taken			
	<ul style="list-style-type: none"> ◆ Data unavailable 			

Strategic Goal 6 Social and Environmental Issues
 Performance Goal 2 Partnerships, Initiatives, and Implemented International Treaties and Agreements that Protect the Environment and Promote Efficient Energy Use and Resource Management
 Program Goal 4 Global Climate Change

PERFORMANCE INDICATOR #1: STATUS OF BILATERAL REGIONAL AND GLOBAL CLIMATE CHANGE PARTNERSHIPS AND INITIATIVES				
FY 2004 Target	FY 2004 Preliminary or Provisional Results	Do Final Performance Results Differ from Preliminary Results?	Final FY 2004 Validated Results	FY 2004 Rating
Target not yet set	<ul style="list-style-type: none"> ◆ Built support among developing countries for U.S. positions on science, technology, and adaptation under the UN Framework Convention on Climate Change. ◆ Established new additional bilateral climate change partnerships (Brazil and Egypt). ◆ Advanced joint projects and activities under 6 existing developing country climate change partnerships, and reviewed and adjusted engagement with these partners. 	No	No additional data	N/A
Details of 2004 Results	<ul style="list-style-type: none"> ◆ Data Source: USAID, U.S. Department of State ◆ Data Reliability: High 			
	Reason for Significant Performance Shortfall or Exceedance, and Corrective Actions Taken			
	<ul style="list-style-type: none"> ◆ N/A 			

Strategic Goal 6 Social and Environmental Issues
 Performance Goal 3 Broader Access to Quality Education with Emphasis on Primary School Completion
 Program Goal 1 Improved Access to Quality Education

PERFORMANCE INDICATOR #1: NUMBER OF LEARNERS COMPLETING BASIC EDUCATION IN PROGRAMS SPONSORED BY USAID				
FY 2004 Target	FY 2004 Preliminary or Provisional Results	Do Final Performance Results Differ from Preliminary Results?	Final FY 2004 Validated Results	FY 2004 Rating
Target not yet set	TBD—children enrolled in primary school. TBD—children completing primary school. TBD—number of adult learners completing basic education.	No	<p>Early Childhood*</p> <ul style="list-style-type: none"> 188,242 enrolled in schools supported directly by USAID basic education programs (95,130 in Guatemala). 10,406 completed basic education program. <p>Primary School*</p> <ul style="list-style-type: none"> 24.1 million enrolled in schools supported directly by USAID basic education programs (9.3 million in Ethiopia, 7.4 million in Uganda). 1.8 million completed basic education program (.62 million in Honduras). <p>Secondary School*</p> <ul style="list-style-type: none"> 111,933 enrolled in schools supported directly by USAID basic education programs (40,222 in Kazakhstan). 6,351 completed basic education program (5,198 in Indonesia). <p>Adult Learners*</p> <ul style="list-style-type: none"> 141,089 enrolled in schools supported directly by USAID basic education programs (110,900 in Honduras). 84,494 completed basic education program (77,400 in Honduras). <p>*numbers include those enrolled in non-school-based education activities.</p> <ul style="list-style-type: none"> 16.6 million textbooks and secular curriculum materials translated into local languages, printed, and distributed to schools as a result of USAID assistance (16.2 million in Afghanistan). 	N/A
Details of 2004 Results	<ul style="list-style-type: none"> Data Source: NGOs, Partners, Ministries of Education Data Reliability: Moderate to high. Countries use varying data standards. 			
	Reason for Significant Performance Shortfall or Exceedance, and Corrective Actions Taken			
	<ul style="list-style-type: none"> N/A 			

Strategic Goal 6 Social and Environmental Issues
 Performance Goal 3 Broader Access to Quality Education with Emphasis on Primary School Completion
 Program Goal 1 Improved Access to Quality Education

PERFORMANCE INDICATOR #2: CAPABILITIES IN HIGHER EDUCATION AND WORKFORCE DEVELOPMENT PROGRAMS SPONSORED BY USAID				
FY 2004 Target	FY 2004 Preliminary or Provisional Results	Do Final Performance Results Differ from Preliminary Results?	Final FY 2004 Validated Results	FY 2004 Rating
Target not yet set	<ul style="list-style-type: none"> 550 host-country institutions gain increased management capacity through partnership programs. 220 higher education institutional programs, policies, and curricula adapted to the needs of sustainable development. 	No	<ul style="list-style-type: none"> 27 USAID country programs support education policy and sectoral reform efforts. 335 higher education institutions worldwide were affected by USAID programs ((seems vague) 84,705 people trained through USAID-sponsored workforce development skills training programs. 208,916 teachers and administrators trained through USAID basic education programs. 	N/A
Details of 2004 Results	<ul style="list-style-type: none"> Data Source: USAID Operating Units, NGOs, Partners Data Reliability: Moderate to high. 			
	Reason for Significant Performance Shortfall or Exceedance, and Corrective Actions Taken			
	<ul style="list-style-type: none"> N/A 			

STRATEGIC GOAL 7: HUMANITARIAN RESPONSE

Strategic Goal 7 Humanitarian Response

Performance Goal I Increase Protection, Assistance, and Durable Solutions for Refugees, Internally Displaced Persons, and Conflict Victims

Program Goal I Humanitarian Assistance

PERFORMANCE INDICATOR #1: CRUDE MORTALITY RATES (CMR)				
FY 2004 Target	FY 2004 Preliminary or Provisional Results	Do Final Performance Results Differ from Preliminary Results?	Final FY 2004 Validated Results	FY 2004 Rating
Target not yet set	CE-DAT was officially launched as an online, publicly accessible data source for mortality, morbidity, and nutrition information. In this first phase, CE-DAT focuses on eight priority countries: Afghanistan, Angola, Congo, R.D., Ivory Coast, Ethiopia, Iraq, Sierra Leone, Sudan. Detailed human indicator database has been established for Sudan as a priority because of the Darfur crisis.	No	No additional data	N/A
Details of 2004 Results	<ul style="list-style-type: none"> ◆ Data Source: N/A ◆ Data Reliability: N/A 			
	Reason for Significant Performance Shortfall or Exceedance, and Corrective Actions Taken			
	<ul style="list-style-type: none"> ◆ N/A 			


Strategic Goal 7 Humanitarian Response
 Performance Goal I Increase Protection, Assistance, and Durable Solutions for Refugees, Internally Displaced Persons, and Conflict Victims
 Program Goal I Humanitarian Assistance

PERFORMANCE INDICATOR #2: NUTRITIONAL STATUS OF CHILDREN UNDER FIVE YEARS OF AGE				
FY 2004 Target	FY 2004 Preliminary or Provisional Results	Do Final Performance Results Differ from Preliminary Results?	Final FY 2004 Validated Results	FY 2004 Rating
Target not yet set	♦ 198 emergency sites surveyed in 22 countries (16 in Africa, four in Asia, one in Middle East, and one in South America)	No	No additional data	N/A
Details of 2004 Results	<ul style="list-style-type: none"> ♦ Data Source: USAID Operating Units ♦ Data Reliability: High 			
	Reason for Significant Performance Shortfall or Exceedance, and Corrective Actions Taken			
	♦ N/A			

Strategic Goal 7 Humanitarian Response
 Performance Goal I Increase Protection, Assistance, and Durable Solutions for Refugees, Internally Displaced Persons, and Conflict Victims
 Program Goal I Humanitarian Assistance

PERFORMANCE INDICATOR #3: NUMBER OF BENEFICIARIES ASSISTED BY USAID (IN MILLIONS)				
FY 2004 Target	FY 2004 Preliminary or Provisional Results	Do Final Performance Results Differ from Preliminary Results?	Final FY 2004 Validated Results	FY 2004 Rating
<ul style="list-style-type: none"> 75 Million beneficiaries 	<ul style="list-style-type: none"> 97.6 Million Beneficiaries (estimate as of October 2004) 17,000 beneficiaries who were torture survivors. 	Yes	<ul style="list-style-type: none"> 78.7 million beneficiaries assisted by USAID 14,881 beneficiaries who were torture victims (8630 in Congo). 707 prosthetic devices distributed through USAID assistance (Sri Lanka and Senegal only). 2,926 children who were separated from their families by armed conflict were reunited (Uganda and Congo only). 120,000 people received trauma counseling (105,000 in West Bank and Gaza). 21.9 million people participated in USAID-assisted economic livelihood restoration programs. 	<ul style="list-style-type: none"> Exceeds Target
Details of 2004 Results	<ul style="list-style-type: none"> Data Source: USAID Operating Units, OFDA, NGOs, Partners Data Reliability: Moderate reliability as a result of a plethora of sources and reporting protocols. 			
	Reason for Significant Performance Shortfall or Exceedance, and Corrective Actions Taken			
	<ul style="list-style-type: none"> Data unavailable 			

Strategic Goal 7 Humanitarian Response
 Performance Goal 2 Improve Disaster Prevention and Response Through Capacity Building in Crisis-Prone Countries
 Program Goal 1 Partner Accountability

PERFORMANCE INDICATOR #1: NUMBER OF PEOPLE AND NUMBER/PERCENT OF PARTNER INSTITUTIONS THAT RECEIVED TRAINING AND TECHNICAL SUPPORT				
FY 2004 Target	FY 2004 Preliminary or Provisional Results	Do Final Performance Results Differ from Preliminary Results?	Final FY 2004 Validated Results	FY 2004 Rating
<ul style="list-style-type: none"> ◆ 100 percent 	<ul style="list-style-type: none"> ◆ Nearly 100 percent of DCHA/OFDA grantees received technical consideration, feedback, and inputs into their proposal 	No	<ul style="list-style-type: none"> ◆ 294,041 individuals in 862 partner institutions received training and technical support. ◆ 310,017 people were trained in emergency preparedness and disaster mitigation. ◆ 540 risk assessments based on disaster vulnerability were carried out. ◆ 86 organization-level emergency action plans were completed (61 in Bangladesh). 	 On Target
Details of 2004 Results	<ul style="list-style-type: none"> ◆ Data Source: USAID Operating Units, OFDA, NGOs, Partners ◆ Data Reliability: High, except may be some overlap among first two items (training) as reported by OFDA. 			
	Reason for Significant Performance Shortfall or Exceedance, and Corrective Actions Taken			
	<ul style="list-style-type: none"> ◆ N/A 			

Strategic Goal 7 Humanitarian Response
 Performance Goal 2 Improve Disaster Prevention and Response Through Capacity Building in Crisis-Prone Countries
 Program Goal 1 Partner Accountability

PERFORMANCE INDICATOR #2: NUMBER/PERCENT OF CRISIS-PRONE COUNTRIES THAT HAVE SYSTEMS TO WARN ABOUT SHOCKS AND THEIR EFFECTS ON FOOD AVAILABILITY/ACCESS BY VULNERABLE PEOPLE				
FY 2004 Target	FY 2004 Preliminary or Provisional Results	Do Final Performance Results Differ from Preliminary Results?	Final FY 2004 Validated Results	FY 2004 Rating
Target not yet set	Data unavailable	No	<ul style="list-style-type: none"> As a result of USAID assistance 9 countries have systems that warn about shocks and their effects on food availability and access by vulnerable groups. As a result of USAID assistance 4 countries have operational contingency and response planning systems in place that anticipate and respond to the occurrence of shocks. (includes a West Africa regional program) As a result of USAID assistance 6 countries have emergency assessment and monitoring capability that informs decision-makers on appropriate food and non-food interventions (includes a West Africa regional program). 	N/A
Details of 2004 Results	<ul style="list-style-type: none"> Data Source: USAID Operating Units, OFDA Data Reliability: High 			
	Reason for Significant Performance Shortfall or Exceedance, and Corrective Actions Taken			
	<ul style="list-style-type: none"> N/A 			

Strategic Goal 7 Humanitarian Response
 Performance Goal 2 Improve Disaster Prevention and Response Through Capacity Building in Crisis-Prone Countries
 Program Goal 1 Partner Accountability

PERFORMANCE INDICATOR #3: NUMBER OF INSTITUTIONS RECONSTRUCTED AND REHABILITATED (HOMES, WATER/SANITATION FACILITIES, SCHOOLS, MARKETS, ETC.)				
FY 2004 Target	FY 2004 Preliminary or Provisional Results	Do Final Performance Results Differ from Preliminary Results?	Final FY 2004 Validated Results	FY 2004 Rating
◆ 500	◆ 500 institutions rehabilitated (expert opinion)	Yes	◆ 44,087 buildings (including homes, schools, clinics, markets, etc.) built/rehabilitated.	■ Exceeds Target
Details of 2004 Results	<ul style="list-style-type: none"> ◆ Data Source: USAID Operating Units, NGOs, Partners, OFDA ◆ Data Reliability: Low. Inclusion of homes in reported data skews results. 			
	Reason for Significant Performance Shortfall or Exceedance, and Corrective Actions Taken			
	<ul style="list-style-type: none"> ◆ Inclusion of houses in the total count may be largely responsible for high reported numbers. 			

STRATEGIC GOAL 8: MANAGEMENT AND ORGANIZATIONAL EXCELLENCE

Strategic Goal 8 Management and Organizational Excellence

Performance Goal I Modernized, Secure, and High Quality Information Technology Management and Infrastructure that Meet Critical Business Requirements

Program Goal I Secure Global Network and Infrastructure

PERFORMANCE INDICATOR #1: PERCENTAGE OF IT SYSTEMS CERTIFIED & ACCREDITED (PART)				
FY 2004 Target	FY 2004 Preliminary or Provisional Results	Do Final Performance Results Differ from Preliminary Results?	Final FY 2004 Validated Results	FY 2004 Rating
♦ 60	♦ 100	No	No additional data	■ Exceeds Target
Details of 2004 Results	<ul style="list-style-type: none"> ♦ Data Source: USAID ♦ Data Reliability: High 			
	Reason for Significant Performance Shortfall or Exceedance, and Corrective Actions Taken			
	<ul style="list-style-type: none"> ♦ Data unavailable 			

Strategic Goal 8 Management and Organizational Excellence
 Performance Goal I Modernized, Secure, and High Quality Information Technology Management and Infrastructure that Meet Critical Business Requirements
 Program Goal I Secure Global Network and Infrastructure

PERFORMANCE INDICATOR #2: NUMBER OF INFORMATION SECURITY VULNERABILITIES PER INFORMATION TECHNOLOGY (IT) HARDWARE ITEM (E.G., PRINTER, COMPUTER) (PART)				
FY 2004 Target	FY 2004 Preliminary or Provisional Results	Do Final Performance Results Differ from Preliminary Results?	Final FY 2004 Validated Results	FY 2004 Rating
♦ 1	♦ .09	No	No additional data	■ Exceeds Target
Details of 2004 Results	<ul style="list-style-type: none"> ♦ Data Source: USAID ♦ Data Reliability: High 			
	Reason for Significant Performance Shortfall or Exceedance, and Corrective Actions Taken			
	<ul style="list-style-type: none"> ♦ Data unavailable 			

Strategic Goal 8 Management and Organizational Excellence
 Performance Goal 2 Secure, Safe, and Functional Facilities Serving Domestic and Overseas Staff
 Program Goal 1 Compound Security Program

PERFORMANCE INDICATOR #1: PERCENT OF MISSIONS NOT CO-LOCATED WITH DEPARTMENT OF STATE RECEIVING TARGETED PHYSICAL SECURITY ENHANCEMENTS WITHIN A GIVEN YEAR (PART)				
FY 2004 Target	FY 2004 Preliminary or Provisional Results	Do Final Performance Results Differ from Preliminary Results?	Final FY 2004 Validated Results	FY 2004 Rating
♦ 31 percent	♦ 31 percent	No	No additional data	■ On Target
Details of 2004 Results	<ul style="list-style-type: none"> ♦ Data Source: USAID ♦ Data Reliability: High 			
	Reason for Significant Performance Shortfall or Exceedance, and Corrective Actions Taken			
	<ul style="list-style-type: none"> ♦ N/A 			

Strategic Goal 8 Management and Organizational Excellence
 Performance Goal 3 Integrated Budgeting, Planning, and Performance Management; Effective Financial Management; and Demonstrated Financial Accountability
 Program Goal 1 Improved Financial Performance

PERFORMANCE INDICATOR #1: TOTAL NUMBER OF FEDERAL MANAGERS' FINANCIAL INTEGRITY ACT (FMFIA) AND AUDITOR IDENTIFIED MATERIAL WEAKNESSES IDENTIFIED (PART)				
FY 2004 Target	FY 2004 Preliminary or Provisional Results	Do Final Performance Results Differ from Preliminary Results?	Final FY 2004 Validated Results	FY 2004 Rating
♦ 6	♦ 3	No	No additional data	■ Exceeds Target
Details of 2004 Results	<ul style="list-style-type: none"> ♦ Data Source: USAID ♦ Data Reliability: High 			
	Reason for Significant Performance Shortfall or Exceedance, and Corrective Actions Taken			
	<ul style="list-style-type: none"> ♦ Data unavailable 			

Strategic Goal 8 Management and Organizational Excellence
 Performance Goal 4 Customer-Oriented, Innovative Delivery of Administrative and Information Services, and Assistance
 Program Goal 1 Customer-Oriented Management Services

PERFORMANCE INDICATOR #1: AVERAGE "MARGIN OF VICTORY" ON CUSTOMER SERVICE SURVEY FOR MANAGEMENT OFFICES				
FY 2004 Target	FY 2004 Preliminary or Provisional Results	Do Final Performance Results Differ from Preliminary Results?	Final FY 2004 Validated Results	FY 2004 Rating
◆ 54.6	◆ 54.3	No	No additional data	■ Below Target
Details of 2004 Results	<ul style="list-style-type: none"> ◆ Data Source: USAID ◆ Data Reliability: High 			
	Reason for Significant Performance Shortfall or Exceedance, and Corrective Actions Taken			
	<ul style="list-style-type: none"> ◆ Data unavailable 			

U.S. Agency for International Development

1300 Pennsylvania Avenue, NW

Washington, DC 20523

Tel: (202) 712-0000

Fax: (202) 216-3524

www.usaid.gov