

Mortgage & Nonmortgage Loan Brokers NAICS 522310

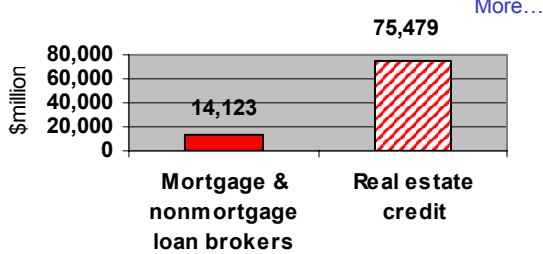
Economic Census Facts:

	2002	1997
Revenue (Mil \$)	\$14,123	\$5,087
Payroll (Mil \$)	\$5,262	\$1,896
Establishments	17,041	8,967
Employees	105,147	49,341

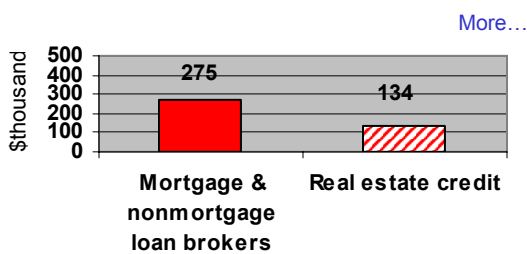
DID YOU KNOW?

Revenue in this industry increased **178%** between 1997 and 2002!

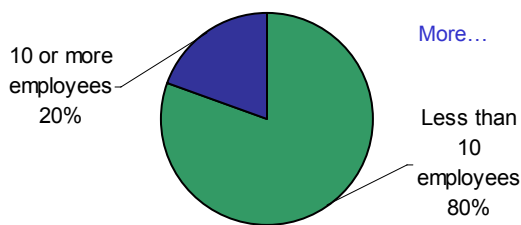
Total Revenue: 2002



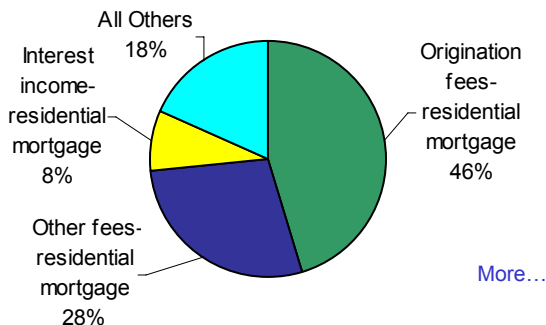
Revenue per Employee: 2002



Employment Size of Establishments: 2002

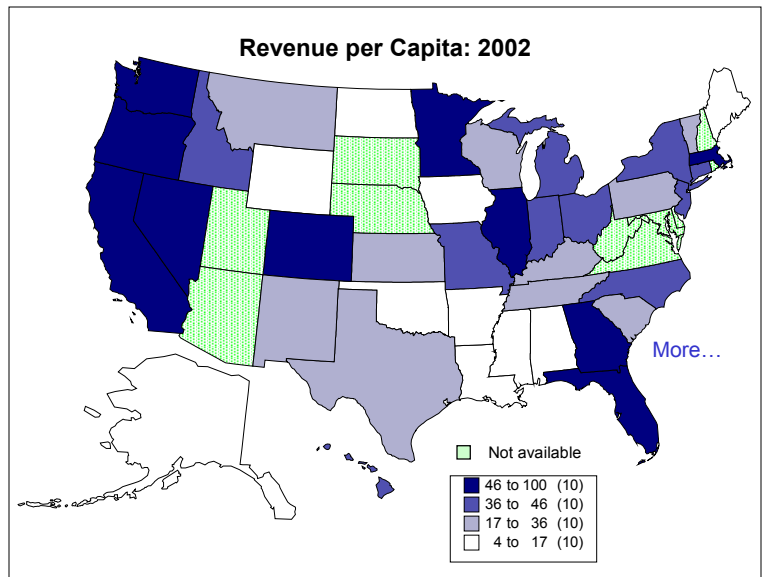


Sources of Revenue: 2002

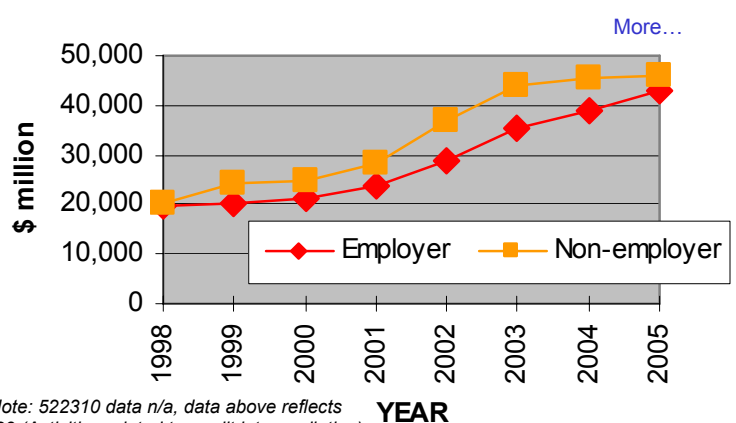


**For most tables data only includes employer establishments. [Click here for Nonemployer data](#)

Revenue per Capita: 2002



*Establishment Count: 1998 - 2005



**Note: 522310 data n/a, data above reflects 5223 (Activities related to credit intermediation)

Data from other sources...

- [Product Lines](#)
- [Establishment and Firm Size](#)
- [County Business Patterns](#)
- [Statistics of U.S. Businesses](#)

