




2007 Progress Report



Committed to the future of rural communities.

**Leading the Rural Renaissance.
Connecting to the New Assets.**






**The USDA Rural
Development Vision:**
A rural America that
is a healthy, safe and
prosperous place in
which to live and work.



“... an opportunity to expand and improve ...”



Rural living echoes back to a time when life's pace was slower and simpler. However, rural America, like the rest of the world, is working to keep pace, meeting the new challenges of the 21st Century.

America's towns and rural communities are home to family oriented, friendly, hard working, and dedicated people. We at USDA see the time ahead as an opportunity to expand and improve our service to rural Americans by listening and learning from folks in rural communities.

For more than 70 years, USDA Rural Development with its founding agencies has been a creative force for rural America. We provide support for vital community services; modern healthcare facilities; emergency services; water, wastewater, electric, telecommunications services; and affordable housing.

But now, new opportunities avail themselves, and USDA is well aware of the incredible implications these opportunities will have concerning the future of rural communities. Because we understand that the future is enabled by access to new energy sources and increased interconnectivity, we are aggressively working towards expansion of renewable energy and extension of broadband access to underserved communities.

As rural living continues its pace of improvement, one thing remains the same: Our commitment to serve rural people in their rural communities.

A handwritten signature in black ink that reads "Ed Schafer". The signature is written in a cursive, flowing style.

Ed Schafer
Secretary



**The USDA Rural
Development Mission:**
To increase economic
opportunity and improve
the quality of life for all
rural Americans.



“Rural America is full of inventive, hard-working, ambitious people ...”



The rural renaissance sweeping across America is vast and exciting. Today, rural America is creating new economies able to compete in global markets by employing digital connectivity, developing new technologies, and harnessing ingenuity. It is advancing new sources of renewable energy through the utilization of America's natural resources and bringing greater quality of life to areas where enhanced education and health care services previously didn't exist. These are part of the new and dynamic opportunities availing themselves in rural America.

Our USDA Rural Development team reflects the vibrancy that we see across rural America. As you review this report, you will see several examples of how our team of professionals is working every day to meet the challenges and opportunities facing our rural residents and communities. With our customers in mind, we have adopted streamlined underwriting

and investment delivery approaches that we believe better serve our customers. I am proud of our team and their ability to see value in entrepreneurship and in an ever changing environment where they live and work.

Rural America is full of inventive, hard-working, ambitious people with robust dreams and determined attitudes. USDA Rural Development is, and will continue to be, ready to help turn their dreams into realities, hard work into sustainable economic gain, and problem-solving minds into nationwide solutions. USDA Rural Development is committed to the future of rural communities.

A handwritten signature in black ink, appearing to read "Thomas Dorr". The signature is fluid and cursive.

Thomas Dorr
Under Secretary



Ren-ais-sance [ren' ə sans] – a renewal of life, vigor, interest, etc.; rebirth.

Today, more than ever, rural America is experiencing a revitalization and transformation. Gone are the days that “rural” was synonymous with “farms” and “ranches.” This old stereotype simply does not hold up any longer. Of the 60 million people living in rural America, 58 million of them do not farm. Even among farm families, the majority of their income is obtained from non-farm sources.

Increasingly, rural communities are becoming the leaders in industries such as renewable energy. Not only are they helping to make possible the President's goal of reducing gasoline usage in the United States by 20 percent in the next 10 years, but they are making America a cleaner, safer place to live.

Technological changes are ushering in a new era of opportunity for rural America—an





age of economic diversification, modern transportation, and instant communication.

These things dramatically reduce the historic barriers of distance and isolation, allow more businesses to operate virtually anywhere, and empower rural communities.

Rural communities have long been known for the quality of life they provide. Lower crime, less traffic, shorter commutes, cleaner air, better schools, and more affordable housing have been touted as rural advantages for years. Now, rural communities can add one more thing to their repertoire of assets: competitiveness.

USDA Rural Development does not take these changes lightly. As rural America evolves,

we must be willing to evolve with it. New opportunities and challenges call for new strategies and solutions, both internally and externally.

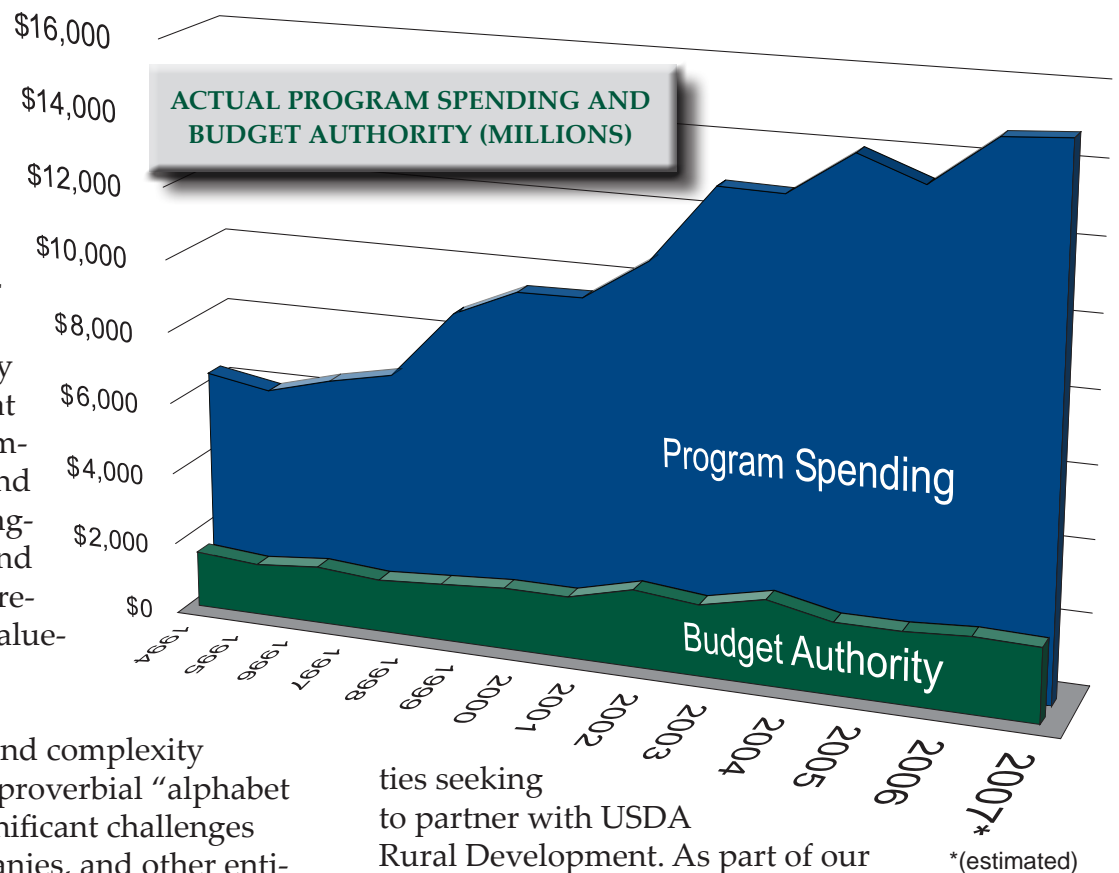
USDA Rural Development is meeting these changes head-on by creating performance measures, such as the Socio-Economic Benefits Assessment System (SEBAS), that allow us to determine exactly what impact our programs are making in rural communities and to adjust accordingly. We are streamlining our organization, simplifying our program delivery, and improving our outreach to the people who matter most to us—rural American citizens. A rural renaissance is taking place, and USDA Rural Development is helping to lead the way.



Delivery Enhancement

USDA Rural Development administers more than 40 programs with an aggregate investment in rural communities in FY 2007 of nearly \$14 billion (September 2006 to August 2007). We are the only agency in the Government that can build an entire community from the ground up, with programs ranging from broadband and affordable housing to renewable energy and value-added agriculture.

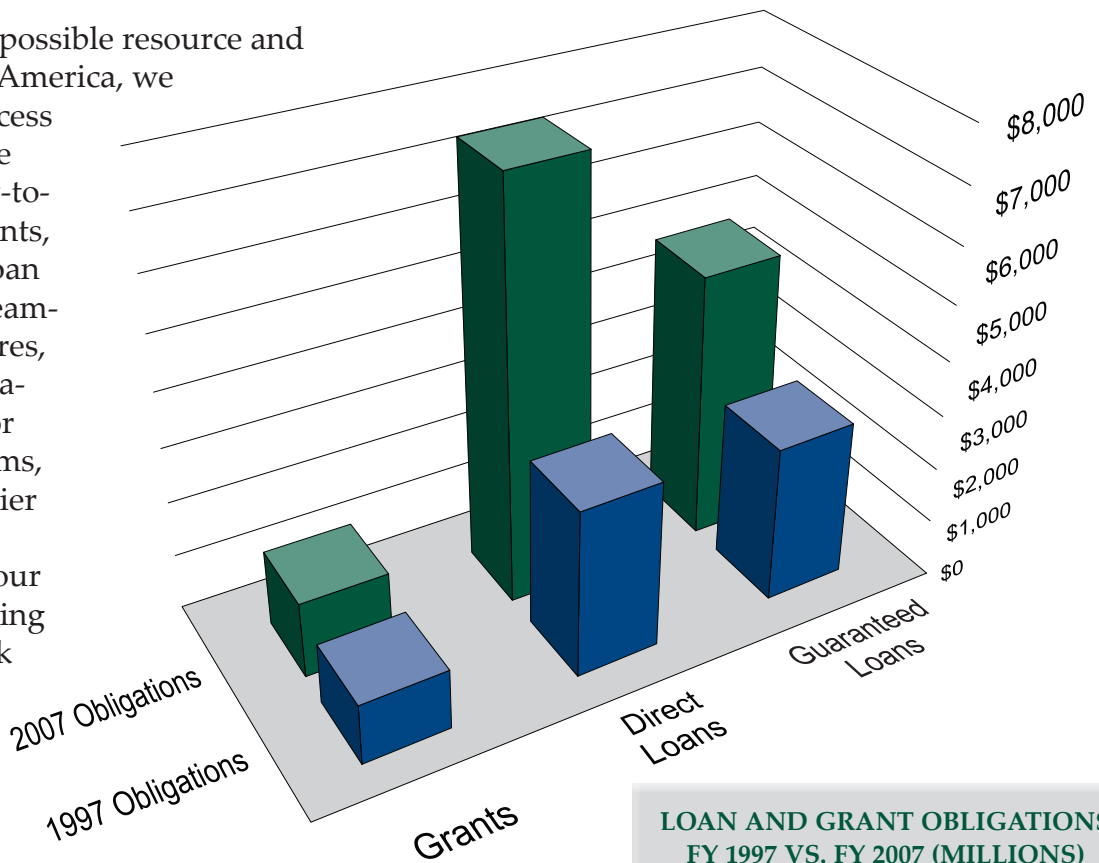
The number, variety, and complexity of these programs – a proverbial “alphabet soup” – can create significant challenges for individuals, companies, and other enti-



ties seeking to partner with USDA Rural Development. As part of our



goal to be the best possible resource and advocate for rural America, we are now in the process of developing three standardized, easy-to-use platforms: grants, direct loans, and loan guarantees. By streamlining the procedures, regulations, applications, and forms for these three platforms, we can make it easier for applicants and lenders to receive our assistance. By making our programs work better together, we will be able to work together better for you.



**LOAN AND GRANT OBLIGATIONS
FY 1997 VS. FY 2007 (MILLIONS)**



Loan Guarantees

Since 1990, USDA Rural Development has significantly expanded its loan guarantee portfolio. Loan guarantees have proven to be a highly effective strategy for leveraging private capital, generating a multiplier effect, and improving the quality of the loan portfolio.

Due to increasing emphasis on loan guarantees, USDA Rural Development in 2007 was able to leverage almost \$2 billion in Budget Authority into nearly \$14 billion in net investment in rural America. By themselves, loan guarantees cost the American taxpayers only a nickel for every dollar invested in rural America.

Key Programs

Business and Industry Loan Guarantees

Improve, develop, or finance business, industry, and employment in rural communities to improve the economic and environmental climate.

Rural Rental Housing Guaranteed Loans

Assist with the development of affordable rental housing in rural areas for low- to moderate-income residents.

Section 9006 Loan Guarantees

Awarded to farmers, ranchers, and rural small businesses for financing renewable energy projects (bioenergy, geothermal, hydrogen, solar, and wind) and energy-efficient improvements.



More **Bang** for the **Buck**

One Dollar invested in Rural America ...



... costs only a **Nickel**
in Guaranteed Loan
budget authority!



Funding Rural Healthcare

St. James Health Systems in St. James, Minnesota will provide the vital healthcare this community needs. Faced with an uncertain future due to lack of funds for a state-of-the-art facility, Mike Kircher, St. James Hospital board chairman, contacted his local USDA Rural Development office.

Community Programs Director Bill Slininger and Community Programs Specialist Shane Hastings in Southwestern, Minnesota, stepped in with innovative solutions, finding a guaranteed USDA Rural Development loan through the brand new Community Investment Bonding program.

This outside-the-box, pioneering spirit is what safeguards the future of St. James.



Direct Loans

While loan guarantees have increased, USDA Rural Development continues to make direct loans to qualified individuals and other organizations in all three of our program areas: business and cooperatives, housing and community facilities, and utilities.

Key Programs

Community Facilities Direct Loans

Assist with developing essential community facilities in rural areas and small towns. Examples of such essential facilities include health care, public services, and public safety facilities.

Distance Learning and Telemedicine Loans

Help educational and health care needs of rural Americans by funding

telecommunications equipment to connect students and teachers or medical providers and patients at separate locations.

Rural Broadband Access Loans

Fund the cost of construction, improvement, or acquisition of facilities and equipment to provide broadband service in rural communities.

Water and Waste Disposal Loans

Provide water, sewer, storm water, and solid waste disposal facilities in rural cities and towns.



Promoting Childcare Facilities

Sidney, Nebraska, stays focused on its youngest rural residents. New economic developments brought a baby boom, and the lack of childcare facilities was a problem. USDA Rural Development's Kathy Hruska came to her community's rescue.

Crossing program lines allowed her to facilitate a Community Facility Direct Loan project to fund Here Wee Grow Day Care. Joining in efforts with local leaders and concerned parents, Hruska and her staff maintain this rural community's success by ensuring the nurture and care of Sidney's future generations.



Grants

USDA Rural Development provides grant assistance to individuals and communities that could not otherwise afford housing or vital community services.

Grants are often combined with direct loans or loan guarantees as a bridging device to allow lower income individuals and communities to participate. In some programs (e.g., Renewable Energy and Energy Efficiency Grants), grant assistance is awarded on a competitive basis as an incentive to spur private investment.

Key Programs

Rural Business Enterprise Grants

Support the development of small and emerging private-business enterprises in rural areas.

Community Facilities Grants

Awarded to smaller, lower income communities — often with high-structural unemployment — to help finance essential community facilities, such as schools, libraries, childcare facilities, hospitals, medical clinics, assisted living facilities, fire and rescue stations, police stations, community centers, and other public buildings.

Housing Repair and Rehabilitation Grants

Assist elderly homeowners and occupants in making repairs and improvements to remove health and safety hazards from their homes and to make the dwelling accessible to household members with disabilities.



Supporting Fire/Ambulance Service

Pierce County Fire District No. 23 in Elbe, Washington, prides itself on being responsive to its rural residents.

When USDA Rural Development Community Programs Specialist Debbie Harper and Olympia Area Specialist Bruce Whittle approached Fire Chief Garry Olson about equipment upgrades, they became local heroes.

Through vital funding from USDA Rural Development's Economic Impact Initiative Grant, Harper and Whittle helped the fire district purchase a new ambulance in 2004. Since then, additional grant awards have provided upgrades to safety and rescue equipment for the Elbe station.





Rebuilding communities after disaster

In 2005, Hurricane Katrina devastated much of the Gulf Coast. USDA Rural Development, though not a disaster relief agency, assisted the victims by staffing emergency response and recovery centers, providing emergency housing in Rural Development-owned properties across the Nation, authorizing expedited damage assessment and water service re-establishment, and providing credit relief for affected borrowers.

In 2007, disaster struck again. The rural town of Greensburg, Kansas, was devastated by a tornado. Within minutes, virtually the entire city was destroyed.

Once again, USDA Rural Development got involved in the recovery process and has committed almost \$4 million thus far to assist the citizens of Greensburg and the nearby affected areas in rebuilding their communities.

USDA Rural Development acted swiftly to meet short-term needs by providing funds to rebuild the city's demolished water tower and giving housing assistance to newly homeless residents.

The agency is also providing planning assistance for long-term recovery efforts. Greensburg was essentially wiped from the map, and recovery will take years. USDA Rural Development officials will continue to work with the city to help the area and its citizens rebuild.





Committed to the Future of Rural Communities

For more than 70 years, USDA Rural Development has served as an advocate for rural America. Through its programs and dedicated employees, the organization has improved the quality of life for rural Americans by providing new or improved key community infrastructure such as water, waste, telephone, and electric services; building affordable housing; and creating economic opportunities in numerous small towns.

Today, USDA Rural Development continues to serve America's rural communities as it connects them to world markets and state-of-the-art technologies. It is bringing broadband Internet into the main-street diner, updating a local health facility so it can better treat critical-care patients, providing grants to open new day-care facilities, making renewable energy

and energy efficiency a priority, and creating businesses that provide good-paying jobs.

But as much as USDA Rural Development has accomplished, it can't do it alone. To ensure that America's rural communities thrive, everyone will need to work together. Government organizations will need to communicate with each other and help communities get the services they need. Private industry will need to step up and invest in the people and places that make up the backbone of America. Working together, people will continue to return to rural America because it's a great place in which to live, raise families, and work. Working together, we must all be committed to the future of our rural communities.

State-by-State Obligations of Program Funding

Alabama

Program	2001 Actual	2002 Actual	2003 Actual	2004 Actual	2005 Actual	2006 Actual	2007 Actual	FY 2001-2007 Total
502 direct	\$24,462,010	\$23,354,430	\$20,845,140	\$20,318,823	\$17,774,042	\$22,794,666	\$23,138,800	\$152,687,911
502 guarnt.	\$36,428,540	\$44,422,480	\$56,222,260	\$65,983,466	\$72,706,952	\$74,548,946	\$67,608,249	\$417,920,893
515 direct	\$2,182,090	\$1,696,080	\$1,273,980	\$1,086,890	\$984,510	\$1,930,200	\$0	\$9,153,750
R A	\$21,414,953	\$17,159,784	\$20,848,640	\$15,596,701	\$20,161,008	\$20,135,394	\$16,530,602	\$131,847,082
CF direct	\$2,296,700	\$1,290,108	\$2,429,860	\$6,208,525	\$6,375,363	\$6,756,530	\$4,812,834	\$30,169,920
CF guarnt.	\$830,500	\$0	\$0	\$0	\$1,619,000	\$0	\$0	\$2,449,500
CF grants	\$837,050	\$497,528	\$559,001	\$344,430	\$677,000	\$1,007,000	\$1,887,930	\$5,809,939
W&W dir.	\$14,772,630	\$15,920,900	\$19,341,100	\$27,438,230	\$17,736,000	\$18,968,190	\$32,027,000	\$146,204,020
W&W grant	\$14,934,300	\$13,873,500	\$12,765,500	\$13,924,820	\$15,182,400	\$10,115,600	\$13,760,600	\$94,556,750
B&I guarnt.	\$13,279,780	\$3,894,000	\$2,540,000	\$11,000,000	\$2,520,000	\$11,150,000	\$19,354,400	\$63,738,180
RBEG	\$695,000	\$904,570	\$889,310	\$835,550	\$1,251,457	\$920,000	\$850,548	\$6,346,435
IRP	\$1,500,000	\$0	\$0	\$0	\$0	\$500,000	\$500,000	\$2,500,000
MFH guarnt	\$0	\$0	\$0	\$0	\$0	\$4,189,943	\$2,445,000	\$6,634,943
504 lns&grts	\$1,836,520	\$1,897,910	\$2,208,530	\$2,035,660	\$2,668,501	\$3,628,829	\$2,383,564	\$16,659,514
514&516	\$0	\$0	\$0	\$0	\$0	\$0	\$1,250,000	\$1,250,000
Electric	\$63,629,000	\$0	\$171,621,000	\$114,697,000	\$18,650,000	\$368,892,000	\$8,400,000	\$745,889,000
Telecom	\$4,238,837	\$12,134,012	\$15,110,200	\$20,214,869	\$57,957,450	\$31,456,942	\$10,405,449	\$151,517,759
Value Added	\$0	\$0	\$0	\$0	\$71,000	\$0	\$31,500	\$102,500
RnwEngyGts&Lns			\$0	\$23,688	\$0	\$795,562	\$0	\$819,250
523 SelfHelp	\$0	\$0	\$0	\$0	\$10,000	\$338,800	\$10,000	\$358,800
REDLG	\$1,490,000	\$450,000	\$450,000	\$1,150,000	\$1,852,175	\$0	\$300,000	\$5,692,175
TOTALS	\$204,827,910	\$137,495,302	\$327,104,521	\$300,858,652	\$238,196,858	\$578,128,602	\$205,696,476	\$1,992,308,321

Alaska

Program	2001 Actual	2002 Actual	2003 Actual	2004 Actual	2005 Actual	2006 Actual	2007 Actual	FY 2001-2007 Total
502 direct	\$6,476,400	\$3,252,440	\$5,411,420	\$7,014,672	\$9,008,145	\$11,134,064	\$13,291,336	\$55,588,477
502 guarnt.	\$24,307,410	\$17,914,170	\$27,856,380	\$39,956,793	\$29,230,205	\$30,349,883	\$34,435,545	\$204,050,386
515 direct	\$1,000,000	\$1,850,000	\$0	\$2,418,000	\$0	\$0	\$0	\$5,268,000
R A	\$3,900,204	\$2,409,533	\$4,632,423	\$2,791,465	\$3,196,656	\$6,246,464	\$3,595,400	\$26,772,145
CF direct	\$7,016,300	\$1,811,000	\$2,138,000	\$3,932,400	\$4,202,300	\$4,765,000	\$4,230,400	\$28,095,400
CF guarnt.	\$0	\$341,000	\$186,500	\$0	\$0	\$2,800,000	\$370,175	\$3,697,675
CF grants	\$9,994,555	\$23,716,562	\$9,198,800	\$4,151,700	\$4,246,692	\$1,712,120	\$1,256,906	\$54,277,335
W&W dir.	\$3,309,000	\$0	\$520,000	\$1,400,000	\$0	\$613,000	\$0	\$5,842,000
W&W grant	\$23,900,000	\$27,929,130	\$31,289,300	\$32,053,600	\$29,810,334	\$2,434,939	\$8,617,422	\$156,034,725
B&I guarnt.	\$16,127,096	\$49,240,100	\$25,368,080	\$37,572,396	\$30,060,589	\$35,216,500	\$24,186,000	\$217,770,761
RBEG	\$816,934	\$289,441	\$439,125	\$247,731	\$314,400	\$383,965	\$273,530	\$2,765,126
IRP	\$0	\$750,000	\$0	\$0	\$750,000	\$0	\$0	\$1,500,000
MFH guarnt	\$0	\$0	\$0	\$0	\$0	\$0	\$0	\$0
504 lns&grts	\$202,480	\$264,580	\$319,820	\$469,579	\$323,192	\$474,453	\$268,433	\$2,322,537
514&516	\$0	\$0	\$866,120	\$175,000	\$0	\$0	\$0	\$1,041,120
Electric	\$2,216,000	\$8,576,946	\$57,561,000	\$4,034,000	\$82,448,000	\$0	\$38,000,000	\$192,835,946
Telecom	\$33,639,222	\$26,758,396	\$25,779,162	\$13,266,578	\$13,992,591	\$6,630,032	\$27,232,593	\$147,298,574
Value Added	\$0	\$0	\$96,223	\$344,810	\$0	\$0	\$0	\$441,033
RnwEngyGts&Lns			\$0	\$0	\$0	\$6,450	\$0	\$6,450
523 SelfHelp	\$0	\$0	\$85,540	\$0	\$493,360	\$603,124	\$483,360	\$1,665,384
REDLG	\$0	\$0	\$0	\$0	\$0	\$0	\$0	\$0
TOTALS	\$132,905,601	\$165,103,298	\$191,747,893	\$149,828,724	\$208,076,464	\$103,369,994	\$156,241,100	\$1,107,273,074

State-by-State Obligations of Program Funding

Arizona

Program	2001 Actual	2002 Actual	2003 Actual	2004 Actual	2005 Actual	2006 Actual	2007 Actual	FY 2001-2007 Total
502 direct	\$19,056,230	\$18,587,270	\$16,596,940	\$15,762,723	\$23,222,145	\$21,827,880	\$28,551,181	\$143,604,369
502 guarnt.	\$25,613,110	\$17,037,730	\$12,969,520	\$13,451,918	\$7,872,780	\$8,883,997	\$19,405,122	\$105,234,177
515 direct	\$6,654,900	\$4,009,970	\$3,637,010	\$5,752,199	\$1,368,927	\$4,099,502	\$2,080,968	\$27,603,476
R A	\$8,088,820	\$8,606,780	\$10,056,491	\$8,677,700	\$9,471,744	\$10,284,395	\$7,774,773	\$62,960,703
CF direct	\$2,772,000	\$200,000	\$3,788,835	\$3,916,348	\$3,954,300	\$2,397,000	\$5,225,527	\$22,254,010
CF guarnt.	\$1,286,170	\$3,347,000	\$2,095,000	\$285,000	\$289,558	\$1,200,000	\$0	\$8,502,728
CF grants	\$367,570	\$736,775	\$551,000	\$586,000	\$757,168	\$407,329	\$463,000	\$3,868,842
W&W dir.	\$5,406,380	\$6,136,291	\$9,157,387	\$5,458,345	\$5,021,000	\$6,946,750	\$3,547,000	\$41,673,153
W&W grant	\$4,556,000	\$4,171,160	\$6,076,357	\$7,717,000	\$7,193,658	\$8,404,870	\$4,268,505	\$42,387,550
B&I guarnt.	\$8,113,137	\$17,296,878	\$3,552,335	\$5,152,500	\$17,695,000	\$11,027,500	\$14,932,846	\$77,770,196
RBEG	\$609,620	\$1,041,172	\$960,669	\$97,985	\$506,853	\$1,002,000	\$686,150	\$4,904,449
IRP	\$0	\$0	\$750,000	\$1,150,000	\$750,000	\$0	\$0	\$2,650,000
MFH guarnt	\$0	\$2,884,000	\$24,777,000	\$4,614,160	\$3,425,226	\$11,242,715	\$7,642,578	\$54,585,679
504 lns&grts	\$1,276,920	\$1,392,810	\$1,119,130	\$1,409,362	\$1,218,897	\$1,109,688	\$1,175,102	\$8,701,909
514&516	\$2,224,500	\$582,000	\$3,773,840	\$160,000	\$700,000	\$0	\$1,156,500	\$8,596,840
Electric	\$50,291,000	\$91,467,000	\$58,748,000	\$76,045,000	\$33,231,000	\$53,411,000	\$0	\$363,193,000
Telecom	\$100,240,950	\$391,455	\$39,768,479	\$11,411,350	\$50,586,305*	\$909,202	\$27,813,414	\$231,121,155
Value Added	\$0	\$0	\$271,100	\$41,600	\$0	\$30,050	\$50,000	\$392,750
RnwEngyGts&Lns			\$0	\$0	\$10,500,000	\$146,211	\$10,557	\$10,656,768
523 SelfHelp	\$4,596,010	\$540,000	\$4,677,100	\$1,504,951	\$3,407,759	\$5,634,628	\$562,200	\$20,922,648
REDLG	\$0	\$0	\$0	\$0	\$0	\$0	\$0	\$0
TOTALS	\$241,153,317	\$178,428,291	\$203,326,193	\$163,194,141	\$181,172,320	\$148,964,717	\$125,345,423	\$1,241,584,402

Arkansas

Program	2001 Actual	2002 Actual	2003 Actual	2004 Actual	2005 Actual	2006 Actual	2007 Actual	FY 2001-2007 Total
502 direct	\$23,572,300	\$22,359,740	\$20,309,590	\$27,869,823	\$22,592,562	\$26,819,317	\$22,168,967	\$165,692,299
502 guarnt.	\$65,243,100	\$73,554,290	\$105,576,000	\$113,004,592	\$129,173,914	\$136,713,659	\$148,471,927	\$771,737,482
515 direct	\$5,572,445	\$5,497,200	\$4,532,510	\$4,012,651	\$3,569,921	\$3,441,500	\$1,476,412	\$28,102,639
R A	\$17,729,405	\$16,713,734	\$13,819,687	\$12,582,410	\$16,382,976	\$14,281,224	\$10,734,856	\$102,244,292
CF direct	\$3,683,583	\$8,843,517	\$3,806,700	\$8,655,494	\$4,914,000	\$6,806,000	\$7,630,000	\$44,339,294
CF guarnt.	\$200,000	\$1,169,510	\$0	\$2,523,497	\$1,000,000	\$16,650,000	\$728,000	\$22,271,007
CF grants	\$527,448	\$787,197	\$1,307,556	\$2,365,959	\$1,388,200	\$1,539,840	\$1,550,190	\$9,466,390
W&W dir.	\$17,271,500	\$35,597,630	\$11,470,630	\$25,196,433	\$25,330,733	\$27,659,000	\$25,912,000	\$168,437,926
W&W grant	\$12,600,400	\$32,690,420	\$11,573,399	\$14,349,602	\$11,602,818	\$12,433,000	\$10,257,000	\$105,506,639
B&I guarnt.	\$7,556,000	\$13,646,500	\$1,900,000	\$2,854,800	\$7,430,000	\$4,825,000	\$2,500,000	\$40,712,300
RBEG	\$1,285,538	\$703,537	\$823,000	\$674,000	\$433,000	\$607,900	\$757,600	\$5,284,575
IRP	\$750,000	\$750,000	\$0	\$0	\$1,000,000	\$750,000	\$0	\$3,250,000
MFH guarnt	\$0	\$2,227,750	\$0	\$2,077,567	\$750,000	\$4,480,315	\$1,500,000	\$11,035,632
504 lns&grts	\$1,353,360	\$1,275,390	\$1,403,690	\$1,277,729	\$1,762,478	\$1,355,724	\$1,445,367	\$9,873,738
514&516	\$44,000	\$78,000	\$81,000	\$58,300	\$485,500	\$205,000	\$373,000	\$1,324,800
Electric	\$160,996,000	\$168,121,000	\$61,600,000	\$83,660,000	\$85,000,000	\$98,320,000	\$16,366,000	\$674,063,000
Telecom	\$1,081,872	\$21,104,200	\$780,670	\$13,761,500	\$0	\$53,851,158	\$8,758,128	\$99,337,528
Value Added	\$97,500	\$0	\$130,000	\$497,000	\$129,900	\$51,000	\$195,500	\$1,100,900
RnwEngyGts&Lns			\$0	\$0	\$0	\$0	\$51,780	\$51,780
523 SelfHelp	\$481,500	\$343,630	\$843,700	\$765,550	\$425,300	\$847,400	\$860,877	\$4,567,957
REDLG	\$0	\$0	\$0	\$0	\$450,000	\$0	\$0	\$450,000
TOTALS	\$320,045,951	\$405,463,245	\$239,958,132	\$316,186,907	\$313,821,302	\$411,637,037	\$261,737,604	\$2,268,850,178

* FY2005 Telecomm figure corrected to reflect changes in AZ, CO, KS, OK, TX, VA, WA and WV Obligations.

State-by-State Obligations of Program Funding

California

Program	2001 Actual	2002 Actual	2003 Actual	2004 Actual	2005 Actual	2006 Actual	2007 Actual	FY 2001-2007 Total
502 direct	\$83,727,560	\$103,725,080	\$81,282,430	\$121,297,686	\$60,897,672	\$50,185,222	\$38,781,922	\$539,897,572
502 guarnt.	\$8,619,080	\$13,699,060	\$28,443,350	\$40,288,730	\$44,221,903	\$37,257,108	\$55,224,557	\$227,753,788
515 direct	\$2,742,320	\$3,845,180	\$2,344,000	\$4,472,836	\$5,586,637	\$3,391,859	\$5,234,460	\$27,617,292
R A	\$43,229,213	\$38,345,058	\$51,726,608	\$40,989,665	\$59,653,656	\$64,960,736	\$50,570,952	\$349,475,888
CF direct	\$4,887,275	\$6,616,150	\$12,136,790	\$6,469,925	\$16,740,892	\$10,757,070	\$8,666,030	\$66,274,132
CF guarnt.	\$2,164,000	\$2,026,000	\$6,934,055	\$27,131,653	\$1,875,000	\$8,036,105	\$22,711,360	\$70,878,173
CF grants	\$1,443,321	\$991,585	\$2,392,181	\$1,051,296	\$1,335,227	\$2,073,657	\$1,824,405	\$11,111,672
W&W dir.	\$20,225,350	\$38,497,248	\$28,190,810	\$38,966,830	\$46,219,450	\$33,496,750	\$30,017,500	\$235,613,938
W&W grant	\$14,267,596	\$19,009,616	\$15,855,580	\$14,239,705	\$10,835,600	\$13,114,000	\$13,480,800	\$100,802,897
B&I guarnt.	\$82,078,255	\$87,620,649	\$108,506,950	\$87,298,446	\$54,461,950	\$104,747,600	\$102,966,100	\$627,679,950
RBEG	\$3,319,524	\$1,823,685	\$1,559,238	\$1,255,276	\$1,714,000	\$1,622,500	\$1,903,953	\$13,198,176
IRP	\$500,000	\$500,000	\$3,500,000	\$500,000	\$2,150,000	\$500,000	\$1,000,000	\$8,650,000
MFH guarnt	\$0	\$0	\$0	\$10,225,000	\$13,665,397	\$8,737,419	\$0	\$32,627,816
504 lns&grts	\$1,557,990	\$1,399,670	\$1,356,910	\$1,365,573	\$1,016,673	\$890,584	\$825,599	\$8,412,999
514&516	\$16,671,780	\$16,487,620	\$23,986,770	\$20,995,760	\$20,729,900	\$17,928,584	\$25,956,361	\$142,756,775
Electric	\$4,900,000	\$0	\$16,685,000	\$3,718,000	\$0	\$11,000,000	\$0	\$36,303,000
Telecom	\$15,925,985	\$17,234,805	\$1,307,629	\$58,380,603	\$25,696,880	\$15,888,064	\$35,252,102	\$169,686,068
Value Added	\$1,384,125	\$0	\$2,432,035	\$4,204,102	\$2,677,439	\$2,631,705	\$1,447,210	\$14,776,616
RnwEngyGts&Lns			\$691,830	\$448,271	\$77,145	\$18,347	\$3,595,990	\$4,831,583
523 SelfHelp	\$3,703,500	\$7,574,405	\$12,278,040	\$8,841,029	\$14,342,643	\$4,205,352	\$9,634,757	\$60,579,726
REDLG	\$0	\$0	\$0	\$0	\$0	\$0	\$0	\$0
TOTALS	\$311,346,874	\$359,395,811	\$401,610,206	\$492,140,386	\$383,898,064	\$391,442,662	\$409,094,058	\$2,748,928,061

Colorado

Program	2001 Actual	2002 Actual	2003 Actual	2004 Actual	2005 Actual	2006 Actual	2007 Actual	FY 2001-2007 Total
502 direct	\$15,532,260	\$19,056,940	\$19,721,250	\$25,496,300	\$27,462,569	\$29,435,687	\$28,672,522	\$165,377,528
502 guarnt.	\$35,831,090	\$33,809,010	\$40,596,870	\$44,790,110	\$26,205,213	\$26,259,001	\$23,649,516	\$231,140,810
515 direct	\$1,769,200	\$1,849,500	\$683,600	\$1,124,300	\$1,697,840	\$675,000	\$150,000	\$7,949,440
R A	\$9,142,222	\$12,263,395	\$7,382,768	\$5,384,560	\$7,673,808	\$6,935,760	\$9,417,720	\$58,200,233
CF direct	\$1,400,000	\$2,153,000	\$4,733,000	\$3,960,000	\$12,975,000	\$1,230,620	\$2,625,000	\$29,076,620
CF guarnt.	\$0	\$3,600,000	\$7,224,000	\$3,750,000	\$27,680,000	\$0	\$600,000	\$42,854,000
CF grants	\$287,000	\$169,095	\$200,863	\$487,732	\$363,869	\$408,307	\$573,664	\$2,490,530
W&W dir.	\$740,800	\$5,986,600	\$4,441,020	\$5,364,515	\$5,493,000	\$1,325,000	\$2,204,000	\$25,554,935
W&W grant	\$2,531,550	\$5,470,300	\$4,287,980	\$4,141,337	\$2,978,180	\$2,591,805	\$1,188,900	\$23,190,052
B&I guarnt.	\$7,047,700	\$17,800,450	\$14,511,000	\$21,332,500	\$6,305,000	\$8,376,500	\$2,030,000	\$77,403,150
RBEG	\$263,000	\$233,000	\$345,000	\$436,282	\$401,180	\$316,615	\$342,000	\$2,337,077
IRP	\$0	\$250,000	\$0	\$250,000	\$0	\$0	\$1,250,000	\$1,750,000
MFH guarnt	\$0	\$0	\$0	\$0	\$0	\$1,050,000	\$2,315,000	\$3,365,000
504 lns&grts	\$610,650	\$776,400	\$681,130	\$591,354	\$508,137	\$454,348	\$628,554	\$4,250,573
514&516	\$0	\$4,000,000	\$80,000	\$3,150,000	\$450,000	\$275,000	\$3,190,000	\$11,145,000
Electric	\$51,880,000	\$203,633,000	\$293,601,000	\$275,369,400	\$132,938,000	\$252,364,000	\$35,408,000	\$1,245,193,400
Telecom	\$15,151,700	\$500,000	\$145,914	\$6,471,154	\$5,367,944 *	\$17,539,160	\$1,406,945	\$46,582,817
Value Added	\$162,290	\$0	\$1,231,796	\$506,250	\$169,375	\$702,000	\$70,000	\$2,841,711
RnwEngyGts&Lns			\$0	\$500,000	\$1,500,000	\$24,926	\$290,246	\$2,315,172
523 SelfHelp	\$2,456,350	\$379,980	\$3,107,690	\$1,564,876	\$1,532,051	\$1,368,465	\$1,475,572	\$11,884,984
REDLG	\$0	\$0	\$0	\$0	\$0	\$300,000	\$1,040,000	\$1,340,000
TOTALS	\$144,805,812	\$311,930,670	\$402,974,881	\$404,670,670	\$261,701,166	\$351,632,194	\$118,527,639	\$1,996,243,032

* FY2005 Telecomm figure corrected to reflect changes in AZ, CO, KS, OK, TX, VA, WA and WV Obligations.

State-by-State Obligations of Program Funding

Delaware/Maryland

Program	2001 Actual	2002 Actual	2003 Actual	2004 Actual	2005 Actual	2006 Actual	2007 Actual	FY 2001-2007 Total
502 direct	\$18,102,700	\$19,453,750	\$16,810,300	\$25,003,660	\$28,872,375	\$28,837,010	\$31,398,004	\$168,477,799
502 guarnt.	\$69,537,470	\$72,056,890	\$82,439,220	\$77,569,822	\$54,047,006	\$40,745,251	\$42,368,559	\$438,764,218
515 direct	\$2,571,040	\$2,944,500	\$2,917,800	\$1,102,934	\$926,000	\$141,000	\$0	\$10,603,274
R A	\$12,506,992	\$12,780,191	\$18,902,927	\$11,337,743	\$9,458,700	\$14,944,710	\$12,987,454	\$92,918,717
CF direct	\$3,081,100	\$6,081,000	\$3,765,000	\$13,180,000	\$6,043,895	\$3,917,500	\$9,415,560	\$45,484,055
CF guarnt.	\$0	\$5,970,000	\$1,525,000	\$3,400,000	\$0	\$0	\$4,000,000	\$14,895,000
CF grants	\$132,000	\$132,000	\$1,683,574	\$1,037,000	\$547,640	\$1,008,829	\$1,152,235	\$5,693,278
W&W dir.	\$12,454,100	\$29,885,055	\$11,203,500	\$15,229,750	\$21,365,790	\$20,870,717	\$20,461,000	\$131,469,912
W&W grant	\$6,013,971	\$10,009,782	\$12,670,028	\$12,447,274	\$11,420,200	\$13,480,081	\$12,889,000	\$78,930,336
B&I guarnt.	\$9,760,000	\$14,400,000	\$14,417,000	\$27,796,300	\$653,037	\$3,600,000	\$0	\$70,626,337
RBEG	\$1,079,000	\$1,270,500	\$1,147,125	\$1,277,367	\$1,287,000	\$1,599,500	\$1,128,500	\$8,788,992
IRP	\$2,500,000	\$0	\$2,750,000	\$750,000	\$0	\$0	\$250,000	\$6,250,000
MFH guarnt	\$0	\$0	\$0	\$0	\$0	\$2,227,164	\$4,596,700	\$6,823,864
504 Ins&grts	\$809,530	\$825,880	\$920,090	\$1,220,673	\$1,037,762	\$987,716	\$725,674	\$6,527,325
514&516	\$450,000	\$2,027,280	\$400,000	\$0	\$0	\$0	\$0	\$2,877,280
Electric	\$12,740,000	\$8,000,000	\$0	\$19,600,000	\$0	\$114,685,000	\$0	\$155,025,000
Telecom	\$0	\$0	\$1,380,254	\$0	\$4,423,880	\$0	\$3,211,000	\$9,015,134
Value Added	\$0	\$0	\$1,184,930	\$127,750	\$80,000	\$547,405	\$351,971	\$2,292,056
RnwEngyGts&Lns			\$0	\$500,000	\$0	\$0	\$213,110	\$713,110
523 SelfHelp	\$200,000	\$3,072,383	\$839,584	\$1,307,630	\$1,476,950	\$1,421,638	\$472,175	\$8,790,360
REDLG	\$0	\$0	\$0	\$0	\$0	\$0	\$0	\$0
TOTALS	\$151,937,903	\$188,909,211	\$174,956,332	\$212,887,903	\$141,640,235	\$249,013,521	\$145,620,942	\$1,264,966,047

Florida/Virgin Islands

Program	2001 Actual	2002 Actual	2003 Actual	2004 Actual	2005 Actual	2006 Actual	2007 Actual	FY 2001-2007 Total
502 direct	\$37,689,970	\$47,720,150	\$41,116,890	\$38,947,378	\$46,866,953	\$64,701,930	\$56,562,761	\$333,606,032
502 guarnt.	\$107,153,650	\$122,710,910	\$148,360,930	\$149,288,276	\$83,509,475	\$80,670,263	\$111,608,148	\$803,301,652
515 direct	\$2,135,180	\$3,317,070	\$6,282,420	\$2,677,723	\$3,701,433	\$3,407,657	\$1,435,000	\$22,956,483
R A	\$22,149,957	\$32,054,587	\$33,702,014	\$27,359,578	\$30,952,932	\$24,397,880	\$27,343,164	\$197,960,112
CF direct	\$5,481,000	\$8,936,095	\$5,858,619	\$2,594,900	\$38,791,700	\$7,248,900	\$6,095,200	\$75,006,414
CF guarnt.	\$5,881,000	\$1,650,000	\$7,032,902	\$5,200,000	\$5,410,000	\$0	\$0	\$25,173,902
CF grants	\$842,680	\$328,790	\$372,826	\$311,000	\$1,405,910	\$419,000	\$760,500	\$4,440,706
W&W dir.	\$19,885,100	\$28,437,565	\$25,598,715	\$16,491,474	\$24,429,000	\$24,123,000	\$23,732,000	\$162,696,854
W&W grant	\$12,016,600	\$16,737,935	\$14,685,050	\$8,092,737	\$11,055,230	\$9,658,748	\$7,727,000	\$79,973,300
B&I guarnt.	\$48,137,000	\$33,532,000	\$17,650,000	\$31,398,950	\$22,067,400	\$10,137,506	\$19,835,000	\$182,757,856
RBEG	\$1,616,762	\$953,600	\$1,005,514	\$1,086,250	\$5,856,056	\$666,877	\$879,207	\$12,064,266
IRP	\$0	\$0	\$0	\$200,000	\$500,000	\$0	\$0	\$700,000
MFH guarnt	\$0	\$8,250,000	\$0	\$0	\$1,820,000	\$1,895,434	\$700,000	\$12,665,434
504 Ins&grts	\$2,286,570	\$1,913,680	\$1,696,220	\$1,668,892	\$2,311,720	\$3,328,705	\$2,461,393	\$15,667,180
514&516	\$5,630,410	\$2,400,000	\$15,612,810	\$11,852,000	\$23,402,273	\$23,936,356	\$6,125,000	\$88,958,849
Electric	\$39,733,000	\$64,913,000	\$24,000,000	\$283,332,208	\$75,000,000	\$129,678,000	\$646,566,000	\$1,263,222,208
Telecom	\$246,206	\$481,410	\$163,236,051	\$811,180	\$0	\$14,479,000	\$8,136,000	\$187,389,847
Value Added	\$0	\$0	\$147,660	\$466,803	\$185,000	\$463,717	\$0	\$1,263,180
RnwEngyGts&Lns			\$0	\$0	\$0	\$2,594,496	\$0	\$2,594,496
523 SelfHelp	\$502,610	\$3,746,198	\$1,612,043	\$3,541,051	\$2,282,050	\$4,154,199	\$1,169,025	\$17,007,176
REDLG	\$650,000	\$0	\$681,660	\$0	\$120,000	\$0	\$0	\$1,451,660
TOTALS	\$312,037,695	\$378,082,990	\$508,652,324	\$585,320,400	\$379,667,132	\$405,961,668	\$921,135,398	\$3,490,857,607

State-by-State Obligations of Program Funding

Georgia

Program	2001 Actual	2002 Actual	2003 Actual	2004 Actual	2005 Actual	2006 Actual	2007 Actual	FY 2001-2007 Total
502 direct	\$31,472,320	\$28,976,830	\$29,371,870	\$44,015,282	\$33,397,817	\$36,473,851	\$40,053,683	\$243,761,653
502 guarnt.	\$61,340,540	\$54,893,120	\$52,721,470	\$49,727,112	\$44,211,810	\$45,494,229	\$54,866,239	\$363,254,520
515 direct	\$2,265,000	\$1,440,000	\$1,232,000	\$1,379,900	\$1,285,196	\$540,000	\$3,552,377	\$11,694,473
R A	\$17,749,775	\$21,072,333	\$19,976,834	\$9,504,850	\$11,806,020	\$15,656,239	\$13,862,391	\$109,628,442
CF direct	\$5,771,645	\$2,980,780	\$840,250	\$9,197,596	\$13,790,190	\$13,449,500	\$8,685,485	\$54,715,446
CF guarnt.	\$0	\$0	\$18,440,000	\$0	\$0	\$0	\$0	\$18,440,000
CF grants	\$769,276	\$407,658	\$1,172,500	\$808,000	\$705,000	\$783,115	\$1,509,473	\$6,155,022
W&W dir.	\$18,086,090	\$23,889,010	\$20,943,600	\$22,659,200	\$20,699,270	\$36,346,000	\$21,591,600	\$164,214,770
W&W grant	\$19,293,390	\$29,546,200	\$17,421,500	\$15,807,800	\$9,016,960	\$11,520,420	\$12,071,000	\$114,677,270
B&I guarnt.	\$15,465,000	\$3,765,800	\$0	\$20,945,000	\$12,460,000	\$6,155,000	\$24,507,000	\$83,297,800
RBEG	\$1,108,525	\$1,369,749	\$1,843,734	\$1,658,149	\$1,210,896	\$1,691,154	\$1,673,984	\$10,556,191
IRP	\$1,500,000	\$2,250,000	\$0	\$1,500,000	\$600,000	\$0	\$0	\$5,850,000
MFH guarnt	\$0	\$16,659,000	\$2,102,000	\$2,662,000	\$2,601,029	\$3,944,766	\$3,924,829	\$31,893,624
504 lns&grts	\$2,218,840	\$2,506,340	\$2,060,120	\$2,181,670	\$3,197,795	\$3,202,495	\$2,110,084	\$17,477,344
514&516	\$0	\$0	\$0	\$0	\$0	\$0	\$0	\$0
Electric	\$125,484,000	\$1,148,998,000	\$451,323,000	\$323,314,000	\$391,853,600	\$119,925,000	\$931,494,000	\$3,492,391,600
Telecom	\$18,721,000	\$7,898,750	\$1,230,890	\$18,261,961	\$6,082,250	\$58,673,337	\$12,314,185	\$123,182,373
Value Added	\$0	\$0	\$315,350	\$268,973	\$15,000	\$299,904	\$1,088,008	\$1,987,235
RnwEngyGts&Lns			\$0	\$200,060	\$118,150	\$0	\$10,150,719	\$10,468,929
523 SelfHelp	\$10,000	\$0	\$0	\$20,000	\$55,000	\$10,000	\$250,000	\$345,000
REDLG	\$850,000	\$450,000	\$0	\$1,100,000	\$1,930,000	\$1,780,000	\$1,460,000	\$7,570,000
TOTALS	\$322,105,401	\$1,347,103,570	\$620,995,118	\$525,211,553	\$555,035,983	\$355,945,010	\$1,145,165,057	\$4,871,561,692

Hawaii/Western-Pacific Territories

Program	2001 Actual	2002 Actual	2003 Actual	2004 Actual	2005 Actual	2006 Actual	2007 Actual	FY 2001-2007 Total
502 direct	\$13,928,430	\$11,412,490	\$11,705,780	\$11,974,880	\$8,026,514	\$9,774,104	\$13,891,139	\$80,713,337
502 guarnt.	\$34,292,800	\$32,498,030	\$38,012,400	\$41,448,547	\$26,093,167	\$23,734,050	\$14,653,578	\$210,732,572
515 direct	\$2,950,000	\$1,449,000	\$1,165,000	\$3,350,000	\$2,725,000	\$0	\$1,507,010	\$13,146,010
R A	\$3,581,497	\$4,018,883	\$3,297,000	\$2,382,235	\$3,538,392	\$2,074,928	\$2,298,780	\$21,191,715
CF direct	\$14,270,000	\$543,000	\$2,780,800	\$3,000,000	\$624,355	\$5,500,000	\$1,923,000	\$28,641,155
CF guarnt.	\$5,000,000	\$335,000	\$336,000	\$220,000	\$0	\$31,650,000	\$12,200,000	\$49,741,000
CF grants	\$1,691,480	\$248,384	\$1,074,406	\$1,899,049	\$1,459,505	\$1,091,394	\$2,852,678	\$10,316,896
W&W dir.	\$259,200	\$3,354,400	\$690,500	\$2,243,525	\$3,148,000	\$0	\$2,897,000	\$12,592,625
W&W grant	\$777,500	\$4,006,600	\$2,575,000	\$1,163,475	\$2,100,000	\$0	\$1,560,500	\$12,183,075
B&I guarnt.	\$23,401,046	\$17,729,000	\$7,438,000	\$10,000,000	\$9,766,192	\$5,597,880	\$9,240,543	\$83,172,661
RBEG	\$104,000	\$182,000	\$162,830	\$176,866	\$302,483	\$730,000	\$766,841	\$2,425,020
IRP	\$0	\$1,000,000	\$0	\$0	\$750,000	\$750,000	\$0	\$2,500,000
MFH guarnt	\$0	\$0	\$0	\$0	\$0	\$0	\$0	\$0
504 lns&grts	\$1,950,570	\$1,761,100	\$4,266,950	\$3,086,022	\$4,239,289	\$2,374,398	\$2,899,450	\$20,577,779
514&516	\$0	\$0	\$0	\$4,742,400	\$0	\$0	\$0	\$4,742,400
Electric	\$0	\$215,000,000	\$3,000,000	\$32,960,000	\$0	\$0	\$0	\$250,960,000
Telecom	\$784,639	\$0	\$719,964	\$169,406,794	\$230,635	\$819,742	\$820,343	\$172,782,117
Value Added	\$0	\$0	\$0	\$363,785	\$135,255	\$140,500	\$41,000	\$680,540
RnwEngyGts&Lns			\$60,966	\$0	\$20,000	\$98,195	\$16,747	\$195,908
523 SelfHelp	\$2,228,070	\$190,000	\$928,820	\$518,900	\$244,300	\$297,826	\$1,146,158	\$5,554,074
REDLG	\$0	\$0	\$0	\$0	\$300,000	\$0	\$300,000	\$600,000
TOTALS	\$105,219,232	\$293,727,887	\$78,214,416	\$288,936,478	\$63,703,087	\$84,633,017	\$69,014,767	\$983,448,884

State-by-State Obligations of Program Funding

Idaho

Program	2001 Actual	2002 Actual	2003 Actual	2004 Actual	2005 Actual	2006 Actual	2007 Actual	FY 2001-2007 Total
502 direct	\$18,812,530	\$18,176,940	\$20,201,470	\$22,735,184	\$19,088,969	\$22,435,101	\$29,839,430	\$151,289,624
502 guarnt.	\$30,759,460	\$31,207,070	\$34,290,940	\$34,210,005	\$30,108,911	\$29,468,306	\$31,730,833	\$221,775,525
515 direct	\$1,455,000	\$1,562,836	\$5,844,160	\$11,017,701	\$6,680,943	\$1,115,578	\$2,874,551	\$30,550,769
R A	\$12,418,086	\$9,202,284	\$13,319,582	\$7,053,478	\$13,943,748	\$12,929,124	\$5,332,235	\$74,198,537
CF direct	\$1,973,500	\$3,548,000	\$3,397,000	\$1,975,700	\$4,371,000	\$2,364,000	\$4,402,000	\$22,031,200
CF guarnt.	\$1,624,000	\$1,260,000	\$1,212,000	\$5,345,383	\$2,650,000	\$1,093,000	\$2,955,000	\$16,139,383
CF grants	\$1,437,723	\$433,566	\$319,841	\$151,000	\$198,975	\$170,000	\$436,000	\$3,147,105
W&W dir.	\$6,442,000	\$10,524,000	\$5,531,000	\$10,367,550	\$16,757,400	\$17,798,750	\$19,983,000	\$87,403,700
W&W grant	\$4,330,300	\$8,964,478	\$4,976,212	\$6,182,200	\$5,000,714	\$6,515,750	\$7,526,700	\$43,496,354
B&I guarnt.	\$21,639,685	\$9,129,313	\$9,078,500	\$9,500,000	\$11,570,000	\$7,785,000	\$17,402,505	\$86,105,003
RBEG	\$525,011	\$369,752	\$381,000	\$428,711	\$286,000	\$352,000	\$411,050	\$2,753,524
IRP	\$600,000	\$850,000	\$300,000	\$250,000	\$400,000	\$330,000	\$0	\$2,730,000
MFH guarnt	\$0	\$0	\$0	\$770,000	\$0	\$1,100,000	\$776,570	\$2,646,570
504 Ins&grts	\$609,800	\$617,950	\$660,520	\$566,576	\$532,225	\$600,690	\$597,847	\$4,185,608
514&516	\$0	\$0	\$797,700	\$571,750	\$0	\$0	\$2,996,284	\$4,365,734
Electric	\$15,492,000	\$0	\$11,772,000	\$28,698,000	\$0	\$0	\$0	\$55,962,000
Telecom	\$16,692,350	\$11,352,100	\$28,663,357	\$18,599,023	\$198,292	\$904,682	\$12,145,000	\$88,554,804
Value Added	\$0	\$0	\$1,353,835	\$561,450	\$49,835	\$377,715	\$1,503,110	\$3,845,945
RnwEngyGts&Lns			\$1,010,000	\$900,000	\$217,639	\$712,535	\$18,685	\$2,858,859
523 SelfHelp	\$721,820	\$312,420	\$547,660	\$1,238,877	\$622,000	\$1,265,050	\$367,200	\$5,075,027
REDLG	\$0	\$0	\$0	\$0	\$0	\$0	\$0	\$0
TOTALS	\$135,533,265	\$107,510,709	\$143,656,777	\$161,122,588	\$112,676,651	\$107,317,281	\$141,298,000	\$909,115,271

Illinois

Program	2001 Actual	2002 Actual	2003 Actual	2004 Actual	2005 Actual	2006 Actual	2007 Actual	FY 2001-2007 Total
502 direct	\$25,514,560	\$25,535,730	\$25,885,900	\$30,176,672	\$30,102,939	\$25,562,208	\$28,134,400	\$190,912,409
502 guarnt.	\$110,667,170	\$105,930,510	\$163,996,830	\$154,798,647	\$206,516,751	\$245,838,870	\$247,459,286	\$1,235,208,064
515 direct	\$2,336,920	\$3,145,280	\$4,038,480	\$2,428,833	\$1,522,280	\$3,636,094	\$2,128,275	\$19,236,162
R A	\$20,451,192	\$21,641,852	\$20,009,548	\$11,386,583	\$11,858,005	\$10,874,864	\$15,735,065	\$111,957,109
CF direct	\$10,774,100	\$4,484,500	\$3,620,000	\$24,736,000	\$13,997,720	\$10,391,960	\$9,947,940	\$77,952,220
CF guarnt.	\$2,000,000	\$0	\$3,250,000	\$5,862,000	\$1,170,100	\$4,592,000	\$1,500,000	\$18,374,100
CF grants	\$1,275,665	\$630,646	\$1,914,480	\$1,071,498	\$917,005	\$1,638,910	\$1,112,053	\$8,560,257
W&W dir.	\$16,861,300	\$22,909,000	\$17,111,480	\$22,119,900	\$27,607,700	\$32,332,000	\$30,117,000	\$169,058,380
W&W grant	\$16,223,100	\$20,253,000	\$15,168,350	\$11,200,500	\$11,886,100	\$12,689,100	\$9,044,650	\$96,464,800
B&I guarnt.	\$13,665,472	\$7,539,000	\$37,122,867	\$20,140,000	\$10,343,200	\$14,259,540	\$42,196,229	\$145,266,308
RBEG	\$1,436,000	\$2,455,460	\$2,036,600	\$1,149,713	\$1,096,500	\$1,203,400	\$1,205,880	\$10,583,553
IRP	\$2,825,000	\$500,000	\$400,000	\$1,375,000	\$750,000	\$2,750,000	\$600,000	\$9,200,000
MFH guarnt	\$0	\$0	\$1,500,000	\$0	\$0	\$5,275,097	\$3,625,000	\$10,400,097
504 Ins&grts	\$2,255,370	\$2,650,690	\$2,736,370	\$2,596,905	\$3,407,605	\$3,598,735	\$3,104,740	\$20,350,415
514&516	\$0	\$9,190	\$136,150	\$0	\$70,000	\$0	\$0	\$215,340
Electric	\$71,176,298	\$196,444,000	\$31,710,000	\$24,711,000	\$1,464,000	\$4,000,000	\$0	\$329,505,298
Telecom	\$0	\$7,893,900	\$4,603,274	\$10,661,400	\$1,113,850	\$128,330,478	\$820,232	\$153,423,134
Value Added	\$600,000	\$0	\$1,244,650	\$813,000	\$385,938	\$813,100	\$280,750	\$4,137,438
RnwEngyGts&Lns			\$2,186,596	\$753,063	\$1,676,626	\$724,029	\$18,521,647	\$23,861,961
523 SelfHelp	\$0	\$0	\$0	\$10,000	\$557,400	\$0	\$154,440	\$721,840
REDLG	\$200,000	\$0	\$0	\$450,000	\$0	\$0	\$740,000	\$1,390,000
TOTALS	\$298,262,147	\$422,022,758	\$338,671,575	\$326,440,714	\$326,443,719	\$508,510,385	\$416,427,587	\$2,636,778,885

State-by-State Obligations of Program Funding

Indiana

Program	2001 Actual	2002 Actual	2003 Actual	2004 Actual	2005 Actual	2006 Actual	2007 Actual	FY 2001-2007 Total
502 direct	\$27,884,930	\$30,668,690	\$30,608,620	\$31,052,672	\$20,126,497	\$23,200,886	\$20,771,473	\$184,313,768
502 guarnt.	\$54,507,850	\$45,039,860	\$53,534,730	\$53,700,371	\$42,712,177	\$38,398,857	\$47,061,884	\$334,955,729
515 direct	\$2,565,000	\$3,904,310	\$2,074,460	\$2,063,939	\$685,151	\$1,540,381	\$200,000	\$13,033,241
R A	\$14,380,152	\$20,817,686	\$15,941,862	\$13,388,451	\$12,552,588	\$9,526,528	\$16,606,689	\$103,213,956
CF direct	\$1,758,350	\$5,625,000	\$2,413,500	\$12,040,000	\$1,809,675	\$7,603,600	\$3,946,075	\$35,196,200
CF guarnt.	\$0	\$0	\$0	\$6,452,000	\$0	\$0	\$0	\$6,452,000
CF grants	\$464,485	\$192,000	\$238,000	\$262,000	\$301,000	\$288,000	\$395,325	\$2,140,810
W&W dir.	\$43,479,700	\$44,296,200	\$16,483,040	\$31,405,750	\$26,350,000	\$24,405,250	\$24,391,000	\$210,810,940
W&W grant	\$9,686,087	\$26,447,200	\$14,475,850	\$10,304,000	\$6,670,950	\$7,606,834	\$6,216,000	\$81,406,921
B&I guarnt.	\$19,222,790	\$18,757,567	\$13,819,884	\$10,591,500	\$17,027,195	\$3,765,543	\$9,386,405	\$92,570,884
RBEG	\$1,021,268	\$695,000	\$850,000	\$1,122,000	\$463,000	\$597,000	\$659,000	\$5,407,268
IRP	\$0	\$0	\$0	\$0	\$0	\$0	\$0	\$0
MFH guarnt	\$0	\$1,100,000	\$0	\$0	\$0	\$62,445	\$560,000	\$1,722,445
504 lns&grts	\$1,256,370	\$1,231,050	\$1,179,400	\$1,310,959	\$1,019,588	\$1,105,639	\$1,149,650	\$8,252,656
514&516	\$0	\$0	\$250,000	\$0	\$0	\$0	\$0	\$250,000
Electric	\$9,342,000	\$13,100,000	\$34,000,000	\$194,135,000	\$5,500,000	\$28,700,000	\$416,249,000	\$701,026,000
Telecom	\$1,133,428	\$2,104,000	\$500,000	\$130,737,416	\$63,090,513	\$595,305	\$0	\$198,160,662
Value Added	\$105,000	\$0	\$118,500	\$375,250	\$350,000	\$561,500	\$43,500	\$1,553,750
RnwEngyGts&Lns	\$0	\$0	\$0	\$0	\$0	\$500,000	\$2,530,938	\$3,030,938
523 SelfHelp	\$0	\$204,640	\$0	\$0	\$294,132	\$0	\$176,000	\$674,772
REDLG	\$450,000	\$0	\$0	\$200,000	\$0	\$0	\$0	\$650,000
TOTALS	\$187,257,410	\$214,183,203	\$186,487,846	\$499,141,308	\$198,952,466	\$148,457,768	\$550,342,939	\$1,984,822,940

Iowa

Program	2001 Actual	2002 Actual	2003 Actual	2004 Actual	2005 Actual	2006 Actual	2007 Actual	FY 2001-2007 Total
502 direct	\$16,831,200	\$16,178,130	\$15,886,740	\$23,497,030	\$21,978,755	\$31,858,379	\$36,617,132	\$162,847,366
502 guarnt.	\$39,758,000	\$47,888,730	\$67,824,740	\$70,647,063	\$71,100,983	\$66,160,693	\$61,763,937	\$425,144,146
515 direct	\$1,900,000	\$1,300,000	\$700,000	\$1,314,500	\$675,000	\$2,959,260	\$4,365,550	\$13,214,310
R A	\$14,030,544	\$14,470,820	\$13,532,412	\$8,212,012	\$12,364,824	\$11,547,848	\$12,828,413	\$86,986,873
CF direct	\$7,923,000	\$4,950,700	\$6,372,200	\$6,115,400	\$7,187,000	\$5,042,000	\$7,381,500	\$44,971,800
CF guarnt.	\$769,000	\$867,000	\$6,785,000	\$23,225,000	\$6,265,235	\$7,050,600	\$4,329,500	\$49,291,335
CF grants	\$2,788,800	\$1,285,432	\$2,634,103	\$1,745,179	\$1,959,350	\$2,203,488	\$1,468,175	\$14,084,527
W&W dir.	\$21,919,600	\$55,068,500	\$15,510,200	\$27,196,400	\$20,207,000	\$31,664,900	\$16,765,500	\$188,332,100
W&W grant	\$13,494,400	\$29,179,550	\$8,759,020	\$11,281,400	\$6,645,000	\$9,336,300	\$7,244,000	\$85,939,670
B&I guarnt.	\$35,103,527	\$17,926,375	\$22,336,500	\$14,495,000	\$9,730,000	\$31,680,000	\$18,477,148	\$149,748,550
RBEG	\$742,547	\$651,585	\$742,000	\$692,400	\$512,950	\$531,999	\$675,000	\$4,548,481
IRP	\$1,900,000	\$1,300,000	\$750,000	\$200,000	\$2,200,000	\$1,500,000	\$1,377,939	\$9,227,939
MFH guarnt	\$0	\$0	\$7,539,760	\$0	\$7,436,000	\$0	\$3,905,400	\$18,881,160
504 lns&grts	\$1,077,380	\$1,105,440	\$1,273,170	\$1,253,175	\$1,409,356	\$1,784,400	\$2,055,506	\$9,958,427
514&516	\$0	\$0	\$0	\$0	\$140,000	\$160,000	\$107,000	\$407,000
Electric	\$15,760,000	\$98,581,000	\$85,760,147	\$213,692,853	\$30,195,000	\$79,904,000	\$91,860,000	\$615,753,000
Telecom	\$22,967,947	\$14,868,900	\$1,960,030	\$14,819,878	\$15,853,450	\$18,063,000	\$70,389,124	\$158,922,329
Value Added	\$4,270,378	\$500,000	\$5,602,480	\$2,935,269	\$1,305,686	\$4,121,143	\$1,217,846	\$19,952,802
RnwEngyGts&Lns	\$0	\$0	\$1,758,440	\$421,086	\$5,733,157	\$16,080,120	\$16,924,163	\$40,916,966
523 SelfHelp	\$0	\$0	\$10,000	\$0	\$0	\$10,000	\$250,000	\$270,000
REDLG	\$2,338,569	\$1,603,000	\$4,985,050	\$2,436,000	\$7,426,000	\$6,545,000	\$5,555,000	\$30,888,619
TOTALS	\$203,574,892	\$307,725,162	\$270,721,992	\$424,179,645	\$230,324,746	\$328,203,130	\$365,557,833	\$2,130,287,400

State-by-State Obligations of Program Funding

Kansas

Program	2001 Actual	2002 Actual	2003 Actual	2004 Actual	2005 Actual	2006 Actual	2007 Actual	FY 2001-2007 Total
502 direct	\$15,221,400	\$15,837,810	\$15,995,130	\$14,911,816	\$17,732,224	\$21,226,770	\$18,876,103	\$119,801,253
502 guarnt.	\$33,356,870	\$33,904,130	\$45,060,730	\$47,370,958	\$40,094,998	\$56,419,165	\$85,490,497	\$341,697,348
515 direct	\$3,509,170	\$1,718,630	\$3,074,300	\$1,194,160	\$3,448,204	\$3,605,977	\$125,000	\$16,675,441
R A	\$5,693,422	\$9,125,764	\$9,893,912	\$6,891,698	\$5,601,588	\$6,572,526	\$4,412,892	\$48,191,802
CF direct	\$3,347,000	\$6,886,400	\$859,400	\$5,133,409	\$4,088,500	\$4,441,900	\$1,598,400	\$26,355,009
CF guarnt.	\$857,000	\$0	\$0	\$0	\$0	\$0	\$75,000	\$932,000
CF grants	\$204,300	\$170,200	\$206,756	\$44,600	\$176,000	\$228,950	\$170,000	\$1,200,806
W&W dir.	\$11,239,800	\$26,484,706	\$7,936,350	\$8,326,800	\$13,252,700	\$14,968,400	\$11,283,300	\$93,492,056
W&W grant	\$8,264,700	\$18,491,300	\$5,656,250	\$7,066,745	\$6,412,640	\$6,850,152	\$6,625,315	\$59,367,102
B&I guarnt.	\$6,984,000	\$13,921,000	\$3,854,000	\$10,088,000	\$13,003,289	\$4,445,000	\$3,785,188	\$56,080,477
RBEG	\$506,000	\$307,000	\$500,960	\$375,000	\$250,000	\$445,000	\$465,000	\$2,848,960
IRP	\$0	\$0	\$0	\$0	\$0	\$0	\$0	\$0
MFH guarnt	\$0	\$0	\$0	\$0	\$1,450,000	\$0	\$7,684,993	\$9,134,993
504 Ins&grts	\$946,790	\$692,580	\$662,220	\$654,515	\$714,856	\$883,239	\$839,666	\$5,393,866
514&516	\$0	\$0	\$0	\$0	\$0	\$0	\$0	\$0
Electric	\$31,108,000	\$11,045,000	\$38,908,000	\$17,354,000	\$31,814,000	\$15,346,000	\$30,696,000	\$176,271,000
Telecom	\$9,772,500	\$30,453,550	\$45,487,414	\$52,929,140	\$84,355,100 *	\$106,595,486	\$63,461,600	\$393,054,790
Value Added	\$1,010,997	\$0	\$2,551,070	\$891,783	\$0	\$273,366	\$32,000	\$4,759,216
RnwEngyGts&Lns			\$29,075	\$17,935	\$14,673	\$261,660	\$232,434	\$555,777
523 SelfHelp	\$60,000	\$521,100	\$474,000	\$719,400	\$634,000	\$685,000	\$1,133,000	\$4,226,500
REDLG	\$3,951,000	\$2,271,000	\$3,757,320	\$2,766,000	\$3,214,000	\$3,614,000	\$6,028,000	\$25,601,320
TOTALS	\$136,032,949	\$171,830,170	\$184,906,887	\$176,735,959	\$226,256,772	\$246,862,591	\$243,014,388	\$1,385,639,716

Kentucky

Program	2001 Actual	2002 Actual	2003 Actual	2004 Actual	2005 Actual	2006 Actual	2007 Actual	FY 2001-2007 Total
502 direct	\$31,114,650	\$28,294,840	\$28,191,710	\$40,656,275	\$38,985,069	\$35,856,184	\$42,838,341	\$245,937,069
502 guarnt.	\$135,186,650	\$158,551,200	\$182,318,000	\$162,826,821	\$144,957,030	\$119,313,991	\$125,024,674	\$1,028,178,366
515 direct	\$570,000	\$1,453,620	\$814,540	\$522,345	\$345,000	\$638,551	\$0	\$4,344,056
R A	\$11,781,183	\$12,286,891	\$11,786,711	\$13,980,230	\$9,898,740	\$10,158,731	\$9,391,659	\$79,284,145
CF direct	\$7,411,400	\$13,666,000	\$5,563,000	\$15,712,800	\$20,175,000	\$12,301,760	\$8,683,750	\$83,513,710
CF guarnt.	\$0	\$0	\$0	\$0	\$0	\$2,500,000	\$0	\$2,500,000
CF grants	\$1,217,000	\$487,000	\$994,260	\$551,750	\$562,000	\$1,057,040	\$1,509,338	\$6,378,388
W&W dir.	\$30,437,000	\$91,010,600	\$30,471,300	\$36,142,200	\$25,602,000	\$28,454,000	\$36,290,000	\$278,407,100
W&W grant	\$17,022,000	\$22,134,300	\$19,391,400	\$17,798,360	\$11,953,600	\$10,981,960	\$10,750,450	\$110,032,070
B&I guarnt.	\$35,809,436	\$36,665,000	\$29,366,151	\$52,857,400	\$15,740,000	\$5,074,000	\$1,025,000	\$176,536,987
RBEG	\$2,438,000	\$1,462,000	\$2,010,644	\$1,593,000	\$1,671,241	\$1,389,201	\$1,851,953	\$12,416,039
IRP	\$2,000,000	\$500,000	\$750,000	\$0	\$1,500,000	\$750,000	\$2,948,209	\$8,448,209
MFH guarnt	\$0	\$0	\$1,000,000	\$2,000,000	\$0	\$1,354,166	\$2,191,000	\$6,545,166
504 Ins&grts	\$2,727,710	\$2,632,410	\$2,666,100	\$2,684,552	\$3,195,655	\$3,393,082	\$3,901,386	\$21,200,895
514&516	\$0	\$0	\$0	\$0	\$0	\$0	\$0	\$0
Electric	\$264,142,000	\$286,862,000	\$593,409,000	\$128,694,000	\$270,177,000	\$513,618,000	\$92,655,000	\$2,149,557,000
Telecom	\$72,597,087	\$16,833,650	\$912,191	\$32,330,297	\$63,636,400	\$9,551,699	\$1,109,145	\$196,970,469
Value Added	\$500,000	\$0	\$597,922	\$574,600	\$173,636	\$235,480	\$44,500	\$2,126,138
RnwEngyGts&Lns			\$0	\$0	\$0	\$0	\$62,499	\$62,499
523 SelfHelp	\$0	\$0	\$0	\$0	\$10,000	\$241,234	\$250,000	\$501,234
REDLG	\$450,000	\$0	\$900,000	\$1,189,469	\$450,000	\$3,185,000	\$2,370,000	\$8,544,469
TOTALS	\$615,404,116	\$672,839,511	\$911,142,929	\$510,114,099	\$609,032,371	\$760,054,079	\$342,896,904	\$4,421,484,009

* FY2005 Telecomm figure corrected to reflect changes in AZ, CO, KS, OK, TX, VA, WA and WV Obligations.

State-by-State Obligations of Program Funding

Louisiana

Program	2001 Actual	2002 Actual	2003 Actual	2004 Actual	2005 Actual	2006 Actual	2007 Actual	FY 2001-2007 Total
502 direct	\$23,798,440	\$23,438,060	\$23,967,580	\$32,937,326	\$28,456,695	\$31,483,440	\$35,703,647	\$199,785,188
502 guarnt.	\$42,418,150	\$56,407,450	\$88,443,660	\$112,086,749	\$113,550,597	\$105,462,629	\$181,892,640	\$700,261,875
515 direct	\$796,540	\$2,122,320	\$4,210,120	\$1,365,585	\$1,220,815	\$562,991	\$3,012,824	\$13,291,195
R A	\$20,794,886	\$21,292,008	\$20,629,445	\$17,233,116	\$22,309,464	\$21,123,207	\$15,760,170	\$139,142,296
CF direct	\$8,327,825	\$7,312,956	\$6,536,470	\$13,588,420	\$28,387,610	\$9,174,100	\$7,304,289	\$80,631,670
CF guarnt.	\$20,855,000	\$550,000	\$1,653,220	\$8,250,000	\$11,799,220	\$2,400,000	\$3,575,000	\$49,082,440
CF grants	\$2,811,925	\$1,126,074	\$1,432,894	\$1,444,985	\$1,898,332	\$2,339,192	\$8,931,622	\$19,985,024
W&W dir.	\$24,087,420	\$40,308,500	\$20,594,600	\$33,577,700	\$26,314,200	\$24,338,200	\$25,635,000	\$194,855,620
W&W grant	\$21,732,300	\$29,056,348	\$13,332,307	\$14,612,880	\$14,570,600	\$12,620,046	\$11,505,249	\$117,429,730
B&I guarnt.	\$77,636,757	\$39,666,000	\$19,785,580	\$22,978,200	\$27,690,500	\$17,000,000	\$38,005,000	\$242,762,037
RBEG	\$1,978,000	\$887,080	\$737,000	\$693,000	\$445,000	\$574,000	\$779,000	\$6,093,080
IRP	\$750,000	\$0	\$750,000	\$0	\$0	\$0	\$0	\$1,500,000
MFH guarnt	\$0	\$0	\$0	\$0	\$0	\$0	\$0	\$0
504 Ins&grts	\$1,809,010	\$1,671,610	\$1,677,600	\$1,600,545	\$1,803,379	\$2,341,516	\$6,006,945	\$16,910,605
514&516	\$165,000	\$0	\$0	\$0	\$0	\$0	\$0	\$165,000
Electric	\$0	\$22,247,000	\$8,979,000	\$71,606,000	\$109,698,000	\$5,897,000	\$21,707,000	\$240,134,000
Telecom	\$9,130,700	\$9,504,710	\$1,283,668	\$4,458,000	\$6,195,727	\$622,015	\$44,258,981	\$75,453,801
Value Added	\$0	\$0	\$0	\$7,700	\$17,350	\$103,900	\$95,182	\$224,132
RnwEngyGts&Lns			\$0	\$0	\$49,950	\$0	\$841,799	\$891,749
523 SelfHelp	\$0	\$20,000	\$240,000	\$0	\$434,250	\$10,000	\$492,450	\$1,196,700
REDLG	\$450,000	\$450,000	\$0	\$0	\$418,200	\$0	\$0	\$1,318,200
TOTALS	\$257,541,953	\$256,060,116	\$214,253,144	\$336,440,206	\$395,259,889	\$236,052,236	\$405,506,798	\$2,101,114,342

Maine

Program	2001 Actual	2002 Actual	2003 Actual	2004 Actual	2005 Actual	2006 Actual	2007 Actual	FY 2001-2007 Total
502 direct	\$16,875,860	\$14,118,830	\$15,461,060	\$19,161,213	\$20,939,697	\$30,067,672	\$28,685,986	\$145,310,318
502 guarnt.	\$39,301,500	\$35,294,300	\$38,119,910	\$46,340,450	\$36,792,784	\$50,629,290	\$49,908,012	\$296,386,246
515 direct	\$1,971,120	\$4,273,560	\$5,420,870	\$5,528,410	\$3,275,710	\$3,775,360	\$2,405,000	\$26,650,030
R A	\$19,464,422	\$17,948,357	\$27,319,255	\$17,961,970	\$11,274,924	\$19,065,024	\$19,954,390	\$132,988,342
CF direct	\$12,160,100	\$11,096,000	\$6,816,900	\$10,137,000	\$20,791,400	\$18,788,900	\$7,535,200	\$87,325,500
CF guarnt.	\$2,416,100	\$3,083,000	\$2,277,400	\$3,679,940	\$7,275,800	\$2,000,000	\$5,563,000	\$26,295,240
CF grants	\$895,590	\$502,250	\$1,713,272	\$1,020,534	\$560,600	\$1,666,386	\$933,600	\$7,292,232
W&W dir.	\$7,563,500	\$13,271,730	\$11,611,100	\$11,290,200	\$11,683,600	\$14,305,000	\$35,793,961	\$105,519,091
W&W grant	\$6,985,500	\$11,667,422	\$7,306,347	\$6,911,845	\$9,463,697	\$9,456,705	\$8,632,000	\$60,423,516
B&I guarnt.	\$14,315,750	\$10,879,300	\$10,704,500	\$12,655,400	\$11,638,000	\$13,881,811	\$15,850,150	\$89,924,911
RBEG	\$603,900	\$807,258	\$1,848,480	\$1,335,795	\$1,754,994	\$1,949,955	\$1,106,990	\$9,407,372
IRP	\$1,250,000	\$750,000	\$500,000	\$1,250,000	\$896,844	\$0	\$750,000	\$5,396,844
MFH guarnt	\$0	\$0	\$0	\$0	\$0	\$1,930,719	\$1,934,700	\$3,865,419
504 Ins&grts	\$1,078,090	\$1,281,060	\$1,379,800	\$850,732	\$941,614	\$972,610	\$1,045,136	\$7,549,042
514&516	\$296,250	\$0	\$48,000	\$0	\$0	\$0	\$0	\$344,250
Electric	\$3,871,000	\$422,000	\$1,050,000	\$9,694,000	\$0	\$0	\$0	\$15,037,000
Telecom	\$1,300,928	\$1,372,249	\$1,547,620	\$264,448	\$0	\$3,505,910	\$10,623,658	\$18,614,813
Value Added	\$0	\$0	\$108,000	\$5,000	\$0	\$33,937	\$433,840	\$580,777
RnwEngyGts&Lns			\$0	\$4,462	\$63,220	\$75,006	\$1,445,112	\$1,587,800
523 SelfHelp	\$373,900	\$556,200	\$94,000	\$968,500	\$52,000	\$1,621,712	\$0	\$3,666,312
REDLG	\$0	\$0	\$0	\$0	\$0	\$0	\$0	\$0
TOTALS	\$130,723,510	\$127,323,516	\$133,326,514	\$149,059,899	\$137,404,884	\$173,725,997	\$192,600,735	\$1,044,165,055

State-by-State Obligations of Program Funding

Massachusetts/Rhode Island/Connecticut

Program	2001 Actual	2002 Actual	2003 Actual	2004 Actual	2005 Actual	2006 Actual	2007 Actual	FY 2001-2007 Total
502 direct	\$15,262,740	\$11,983,550	\$15,636,040	\$22,578,497	\$19,315,037	\$18,356,541	\$20,481,927	\$123,614,332
502 guarnt.	\$23,458,820	\$20,480,660	\$20,552,840	\$14,984,360	\$12,039,749	\$9,603,618	\$13,225,092	\$114,345,139
515 direct	\$1,721,000	\$560,000	\$2,021,610	\$2,841,594	\$2,736,000	\$1,250,000	\$4,335,945	\$15,466,149
R A	\$9,720,329	\$6,126,365	\$8,172,942	\$8,864,196	\$11,960,220	\$8,836,234	\$11,852,713	\$65,532,999
CF direct	\$8,086,600	\$6,718,932	\$11,996,925	\$17,380,200	\$12,429,000	\$11,575,349	\$7,673,150	\$75,860,156
CF guarnt.	\$2,250,000	\$1,986,000	\$10,999,000	\$12,640,000	\$5,070,000	\$31,366,000	\$15,700,000	\$80,011,000
CF grants	\$224,121	\$233,028	\$255,199	\$307,000	\$675,193	\$588,692	\$520,000	\$2,803,233
W&W dir.	\$10,710,325	\$15,777,972	\$10,728,837	\$10,175,066	\$16,011,645	\$15,636,500	\$15,981,200	\$95,021,545
W&W grant	\$9,553,515	\$18,921,272	\$11,345,208	\$9,773,992	\$8,128,767	\$7,654,900	\$6,478,800	\$71,856,454
B&I guarnt.	\$42,780,810	\$39,406,875	\$37,510,500	\$18,180,000	\$15,879,000	\$11,891,000	\$8,495,600	\$174,143,785
RBEG	\$425,000	\$525,000	\$656,028	\$595,924	\$405,500	\$445,000	\$432,000	\$3,484,452
IRP	\$0	\$750,000	\$0	\$750,000	\$0	\$0	\$750,000	\$2,250,000
MFH guarnt	\$0	\$0	\$0	\$0	\$0	\$0	\$0	\$0
504 lns&grts	\$671,290	\$867,740	\$733,370	\$842,947	\$688,406	\$751,299	\$647,590	\$5,202,642
514&516	\$162,000	\$0	\$0	\$0	\$0	\$0	\$0	\$162,000
Electric	\$0	\$0	\$0	\$0	\$0	\$600,000	\$0	\$600,000
Telecom	\$321,688	\$0	\$210,101	\$471,197	\$0	\$0	\$12,478,000	\$13,480,986
Value Added	\$500,000	\$0	\$1,152,500	\$1,077,953	\$172,500	\$483,851	\$49,500	\$3,436,304
RnwEngyGts&Lns			\$970,000	\$249,694	\$5,979	\$118,800	\$591,990	\$1,936,463
523 SelfHelp	\$0	\$0	\$0	\$10,000	\$0	\$0	\$0	\$10,000
REDLG	\$0	\$0	\$0	\$0	\$0	\$0	\$0	\$0
TOTALS	\$125,848,238	\$124,337,394	\$132,941,100	\$121,722,620	\$105,516,996	\$119,157,784	\$119,693,507	\$849,217,639

Michigan

Program	2001 Actual	2002 Actual	2003 Actual	2004 Actual	2005 Actual	2006 Actual	2007 Actual	FY 2001-2007 Total
502 direct	\$32,229,930	\$29,373,670	\$31,756,490	\$44,091,607	\$39,010,773	\$43,866,675	\$36,764,653	\$257,093,798
502 guarnt.	\$147,310,500	\$162,610,890	\$231,222,520	\$234,000,013	\$233,073,482	\$198,590,703	\$224,723,759	\$1,431,531,867
515 direct	\$8,308,284	\$6,564,160	\$4,262,950	\$2,007,567	\$6,139,778	\$7,493,200	\$12,048,098	\$46,824,037
R A	\$17,792,996	\$17,574,968	\$24,806,077	\$20,321,651	\$14,189,675	\$19,933,235	\$18,886,195	\$133,504,797
CF direct	\$30,223,470	\$20,852,751	\$11,817,890	\$25,596,920	\$18,018,000	\$12,708,500	\$18,689,000	\$137,906,531
CF guarnt.	\$515,000	\$2,100,000	\$847,000	\$4,813,595	\$210,000	\$1,571,483	\$26,800,000	\$36,857,078
CF grants	\$1,815,347	\$848,356	\$1,365,571	\$713,950	\$1,006,407	\$1,578,200	\$2,399,000	\$9,726,831
W&W dir.	\$22,965,000	\$36,593,500	\$17,736,000	\$37,168,000	\$51,143,000	\$50,891,000	\$37,953,000	\$254,449,500
W&W grant	\$20,547,700	\$41,280,750	\$20,402,500	\$17,480,570	\$15,467,110	\$14,701,000	\$14,304,000	\$144,183,630
B&I guarnt.	\$33,767,750	\$22,357,000	\$33,519,000	\$5,557,750	\$5,905,960	\$29,027,000	\$13,222,100	\$143,356,560
RBEG	\$1,062,170	\$1,108,000	\$1,245,000	\$1,223,400	\$718,474	\$844,000	\$956,000	\$7,157,044
IRP	\$0	\$0	\$750,000	\$600,000	\$0	\$750,000	\$0	\$2,100,000
MFH guarnt	\$0	\$0	\$15,550,000	\$29,790,389	\$18,954,748	\$3,480,000	\$1,360,000	\$69,135,137
504 lns&grts	\$1,909,710	\$1,633,640	\$1,653,820	\$1,873,342	\$1,861,313	\$1,934,679	\$2,071,136	\$12,937,640
514&516	\$477,740	\$400,000	\$0	\$0	\$136,500	\$0	\$2,142,161	\$3,156,401
Electric	\$17,483,000	\$28,326,000	\$0	\$75,169,147	\$35,154,000	\$0	\$10,200,000	\$166,332,147
Telecom	\$456,862	\$666,183	\$1,987,884	\$4,938,400	\$10,615,584	\$9,442,331	\$1,045,217	\$29,152,461
Value Added	\$692,000	\$0	\$1,263,020	\$621,081	\$191,210	\$908,452	\$300,000	\$3,975,763
RnwEngyGts&Lns			\$434,500	\$500,000	\$586,687	\$403,582	\$3,137,709	\$5,062,478
523 SelfHelp	\$594,050	\$175,540	\$0	\$348,200	\$435,060	\$0	\$294,000	\$1,846,850
REDLG	\$415,000	\$0	\$0	\$0	\$450,000	\$0	\$388,000	\$1,253,000
TOTALS	\$338,566,509	\$372,465,408	\$400,620,222	\$506,815,582	\$453,267,761	\$398,124,040	\$427,684,028	\$2,897,543,550

State-by-State Obligations of Program Funding

Minnesota

Program	2001 Actual	2002 Actual	2003 Actual	2004 Actual	2005 Actual	2006 Actual	2007 Actual	FY 2001-2007 Total
502 direct	\$18,178,350	\$14,570,220	\$14,577,170	\$20,401,408	\$21,671,308	\$21,666,733	\$21,195,997	\$132,261,186
502 guarnt.	\$129,287,130	\$130,717,530	\$166,350,320	\$178,444,629	\$196,417,321	\$185,032,040	\$163,882,384	\$1,150,131,354
515 direct	\$956,542	\$231,000	\$1,927,700	\$1,861,185	\$2,857,512	\$0	\$1,000,000	\$8,833,939
R A	\$9,589,692	\$12,830,794	\$13,511,562	\$12,093,528	\$14,382,313	\$12,112,842	\$12,576,754	\$87,097,485
CF direct	\$7,958,100	\$20,116,500	\$2,977,400	\$9,975,000	\$8,440,500	\$8,802,500	\$6,262,000	\$64,532,000
CF guarnt.	\$1,000,000	\$5,120,000	\$11,663,000	\$3,390,000	\$12,210,000	\$18,125,000	\$1,077,000	\$52,585,000
CF grants	\$1,787,110	\$838,594	\$942,129	\$1,522,655	\$1,914,784	\$1,700,075	\$742,204	\$9,447,551
W&W dir.	\$18,472,600	\$33,842,300	\$13,143,600	\$16,100,600	\$18,475,600	\$17,005,000	\$20,301,000	\$137,340,700
W&W grant	\$11,209,012	\$32,596,445	\$8,891,732	\$10,325,250	\$6,076,000	\$8,556,500	\$8,639,000	\$86,293,939
B&I guarnt.	\$30,487,400	\$3,365,000	\$23,516,068	\$17,863,820	\$13,944,000	\$15,350,000	\$2,451,000	\$106,977,288
RBEG	\$460,800	\$533,000	\$882,321	\$852,800	\$489,955	\$696,999	\$760,779	\$4,676,654
IRP	\$500,000	\$1,250,000	\$0	\$1,212,207	\$0	\$250,000	\$500,000	\$3,712,207
MFH guarnt	\$0	\$0	\$0	\$0	\$3,439,366	\$800,000	\$0	\$4,239,366
504 Ins&grts	\$1,039,880	\$974,540	\$957,310	\$1,010,007	\$972,145	\$1,326,529	\$1,156,159	\$7,436,570
514&516	\$0	\$0	\$0	\$0	\$0	\$0	\$0	\$0
Electric	\$299,399,000	\$109,261,000	\$103,939,000	\$250,803,000	\$69,426,000	\$361,114,000	\$108,682,000	\$1,302,624,000
Telecom	\$31,999,671	\$34,568,470	\$115,660,954	\$56,244,237	\$69,723,750	\$6,161,099	\$61,745,254	\$376,103,435
Value Added	\$1,144,950	\$0	\$1,802,500	\$1,108,480	\$792,300	\$3,615,986	\$2,655,086	\$11,119,302
RnwEngyGts&Lns			\$4,678,632	\$5,186,899	\$3,986,630	\$6,021,870	\$905,714	\$20,779,745
523 SelfHelp	\$0	\$0	\$0	\$276,055	\$0	\$0	\$10,000	\$286,055
REDLG	\$3,379,967	\$5,153,200	\$1,839,800	\$3,625,000	\$3,800,000	\$2,620,000	\$1,590,000	\$22,007,967
TOTALS	\$566,850,204	\$405,968,593	\$487,261,198	\$592,296,760	\$449,019,484	\$670,957,173	\$416,132,331	\$3,588,485,743

Mississippi

Program	2001 Actual	2002 Actual	2003 Actual	2004 Actual	2005 Actual	2006 Actual	2007 Actual	FY 2001-2007 Total
502 direct	\$26,544,460	\$24,062,240	\$21,252,610	\$24,095,308	\$20,010,770	\$29,472,298	\$34,149,937	\$179,587,623
502 guarnt.	\$34,008,240	\$44,444,920	\$56,883,310	\$53,744,968	\$51,626,461	\$65,187,145	\$149,648,624	\$455,543,668
515 direct	\$2,673,430	\$2,992,190	\$3,450,220	\$3,210,904	\$1,137,777	\$13,081,911	\$1,585,851	\$28,132,283
R A	\$26,555,059	\$30,556,640	\$33,651,143	\$27,049,839	\$19,279,152	\$23,327,937	\$31,501,112	\$191,920,882
CF direct	\$15,676,780	\$10,243,000	\$15,105,900	\$13,884,299	\$34,581,697	\$10,570,914	\$10,487,213	\$110,549,803
CF guarnt.	\$792,000	\$1,524,315	\$2,324,646	\$0	\$28,755,000	\$0	\$0	\$33,395,961
CF grants	\$4,119,874	\$1,550,201	\$2,637,410	\$3,879,164	\$2,049,385	\$2,979,933	\$8,278,302	\$25,494,269
W&W dir.	\$25,846,820	\$34,547,591	\$29,086,810	\$29,258,179	\$20,159,600	\$20,865,105	\$30,651,800	\$190,415,905
W&W grant	\$19,549,500	\$32,129,730	\$16,678,693	\$14,151,000	\$12,715,188	\$12,703,500	\$13,586,946	\$121,514,557
B&I guarnt.	\$5,280,000	\$1,550,000	\$8,559,793	\$16,183,000	\$13,860,000	\$1,200,000	\$6,200,000	\$52,832,793
RBEG	\$2,096,400	\$1,813,923	\$1,449,000	\$999,000	\$520,735	\$1,393,000	\$954,218	\$9,226,276
IRP	\$750,000	\$0	\$0	\$1,500,000	\$0	\$0	\$0	\$2,250,000
MFH guarnt	\$0	\$8,475,000	\$0	\$20,010,987	\$0	\$1,199,263	\$0	\$29,685,250
504 Ins&grts	\$3,130,065	\$2,897,150	\$2,449,600	\$2,175,152	\$2,353,589	\$11,762,360	\$4,197,867	\$28,965,783
514&516	\$1,306,400	\$75,000	\$0	\$0	\$1,496,030	\$0	\$630,000	\$3,507,430
Electric	\$72,233,172	\$41,347,000	\$291,573,840	\$60,931,000	\$88,275,000	\$66,493,000	\$41,057,000	\$661,910,012
Telecom	\$4,822,000	\$5,996,930	\$2,961,979	\$27,258,050	\$1,039,551	\$2,132,242	\$9,998,456	\$54,209,208
Value Added	\$0	\$0	\$216,050	\$0	\$101,650	\$645,520	\$147,242	\$1,110,462
RnwEngyGts&Lns			\$231,503	\$1,511,063	\$232,138	\$906,815	\$764,934	\$3,646,453
523 SelfHelp	\$324,000	\$94,030	\$711,780	\$309,660	\$10,000	\$1,196,300	\$10,000	\$2,655,770
REDLG	\$1,667,600	\$431,687	\$0	\$1,200,000	\$1,190,000	\$4,000,000	\$0	\$8,489,287
TOTALS	\$247,375,800	\$244,731,547	\$489,224,287	\$301,351,573	\$299,393,723	\$269,117,243	\$343,849,502	\$2,195,043,675

State-by-State Obligations of Program Funding

Missouri

Program	2001 Actual	2002 Actual	2003 Actual	2004 Actual	2005 Actual	2006 Actual	2007 Actual	FY 2001-2007 Total
502 direct	\$24,678,410	\$22,611,260	\$24,938,920	\$35,900,290	\$33,979,188	\$34,702,233	\$33,566,101	\$210,376,402
502 guarnt.	\$75,121,060	\$75,471,460	\$96,194,460	\$106,179,573	\$121,539,138	\$146,637,040	\$171,582,872	\$792,725,603
515 direct	\$2,127,360	\$1,110,410	\$1,560,890	\$2,481,611	\$1,383,087	\$1,038,820	\$541,540	\$10,243,718
R A	\$12,964,795	\$14,543,531	\$17,076,538	\$10,654,548	\$11,198,027	\$12,782,260	\$13,645,188	\$92,864,887
CF direct	\$2,564,250	\$8,941,530	\$7,974,150	\$12,691,100	\$12,651,210	\$10,569,498	\$9,599,045	\$64,990,783
CF guarnt.	\$300,000	\$1,690,000	\$875,000	\$9,139,500	\$180,000	\$0	\$150,000	\$12,334,500
CF grants	\$706,032	\$1,066,945	\$1,334,031	\$1,170,673	\$1,344,428	\$1,285,351	\$1,458,756	\$8,366,216
W&W dir.	\$16,536,900	\$20,301,845	\$17,068,970	\$19,994,000	\$23,011,300	\$27,957,550	\$26,397,570	\$151,268,135
W&W grant	\$13,506,329	\$14,444,637	\$16,964,151	\$12,743,010	\$8,253,150	\$8,340,975	\$9,946,000	\$84,198,252
B&I guarnt.	\$27,740,009	\$17,265,108	\$19,064,700	\$37,640,020	\$17,729,000	\$15,225,989	\$15,765,000	\$150,429,826
RBEG	\$1,030,423	\$1,258,977	\$1,333,253	\$921,900	\$604,000	\$980,178	\$1,005,998	\$7,134,729
IRP	\$500,000	\$0	\$500,000	\$0	\$750,000	\$500,000	\$500,000	\$2,750,000
MFH guarnt	\$0	\$0	\$0	\$0	\$0	\$0	\$0	\$0
504 Ins&grts	\$2,141,540	\$2,497,270	\$2,763,330	\$3,329,954	\$2,868,175	\$2,682,789	\$3,037,740	\$19,320,798
514&516	\$0	\$0	\$0	\$0	\$0	\$0	\$0	\$0
Electric	\$99,648,000	\$245,644,000	\$134,907,000	\$147,664,000	\$334,778,000	\$335,466,000	\$42,831,000	\$1,340,938,000
Telecom	\$159,896,478	\$464,492	\$89,928	\$41,651,368	\$6,043,100	\$53,088,674	\$1,764,337	\$262,998,377
Value Added	\$131,870	\$0	\$2,317,804	\$4,255,201	\$1,043,306	\$3,873,066	\$1,239,500	\$12,860,747
RnwEngyGts&Lns			\$124,499	\$7,500	\$751,288	\$500,000	\$145,679	\$1,528,966
523 SelfHelp	\$230,000	\$0	\$10,000	\$363,000	\$300,000	\$198,000	\$183,000	\$1,284,000
REDLG	\$200,000	\$1,550,000	\$0	\$100,000	\$900,000	\$2,520,000	\$1,166,000	\$6,436,000
TOTALS	\$440,023,456	\$428,861,465	\$345,097,624	\$446,887,248	\$579,306,397	\$658,348,423	\$334,525,326	\$3,233,049,939

Montana

Program	2001 Actual	2002 Actual	2003 Actual	2004 Actual	2005 Actual	2006 Actual	2007 Actual	FY 2001-2007 Total
502 direct	\$11,641,350	\$9,905,360	\$8,591,270	\$14,206,363	\$15,859,996	\$15,305,582	\$13,096,275	\$88,606,196
502 guarnt.	\$50,856,300	\$48,453,220	\$66,052,860	\$78,704,714	\$56,818,631	\$48,201,036	\$44,779,139	\$393,865,900
515 direct	\$1,139,200	\$2,064,510	\$136,710	\$1,390,290	\$3,394,525	\$469,280	\$411,875	\$9,006,390
R A	\$4,350,349	\$4,841,119	\$4,846,896	\$5,019,116	\$3,061,752	\$3,257,260	\$5,086,963	\$30,463,455
CF direct	\$2,947,089	\$4,486,000	\$1,707,190	\$3,723,000	\$3,354,000	\$3,045,000	\$7,000,000	\$26,262,279
CF guarnt.	\$5,521,000	\$17,902,923	\$5,933,500	\$7,200,000	\$214,000	\$595,000	\$0	\$37,366,423
CF grants	\$1,792,773	\$1,810,857	\$1,638,935	\$2,996,317	\$3,031,800	\$3,107,250	\$2,039,424	\$16,417,356
W&W dir.	\$4,723,500	\$10,158,300	\$8,129,550	\$9,665,400	\$7,005,400	\$1,887,000	\$7,453,715	\$49,022,865
W&W grant	\$4,784,600	\$7,109,824	\$4,313,750	\$4,552,400	\$6,307,948	\$3,105,000	\$4,484,055	\$34,657,577
B&I guarnt.	\$42,165,100	\$37,548,650	\$4,480,000	\$7,450,000	\$4,707,400	\$26,775,790	\$600,000	\$123,726,940
RBEG	\$260,090	\$299,060	\$707,749	\$501,813	\$248,971	\$287,000	\$280,116	\$2,584,799
IRP	\$750,000	\$1,350,000	\$2,597,000	\$2,770,000	\$750,000	\$2,000,000	\$2,750,000	\$12,967,000
MFH guarnt	\$0	\$0	\$0	\$750,000	\$0	\$0	\$0	\$750,000
504 Ins&grts	\$502,560	\$560,360	\$428,040	\$291,147	\$434,375	\$306,649	\$238,444	\$2,761,575
514&516	\$0	\$0	\$0	\$0	\$0	\$0	\$0	\$0
Electric	\$13,852,000	\$5,130,000	\$8,289,000	\$34,140,000	\$22,185,000	\$6,088,000	\$6,471,000	\$96,155,000
Telecom	\$1,218,142	\$21,505,306	\$404,086	\$6,015,000	\$47,721,550	\$28,908,613	\$11,235,000	\$117,007,697
Value Added	\$303,022	\$0	\$854,867	\$0	\$75,670	\$59,998	\$300,000	\$1,593,557
RnwEngyGts&Lns			\$37,000	\$0	\$94,475	\$1,021,120	\$0	\$1,152,595
523 SelfHelp	\$330,340	\$406,000	\$1,317,200	\$629,750	\$954,681	\$1,560,320	\$1,350,954	\$6,549,245
REDLG	\$900,000	\$0	\$400,000	\$0	\$0	\$300,000	\$283,333	\$1,883,333
TOTALS	\$148,037,415	\$173,531,489	\$120,865,603	\$180,005,310	\$176,220,174	\$146,279,898	\$107,860,293	\$1,052,800,182

State-by-State Obligations of Program Funding

Nebraska

Program	2001 Actual	2002 Actual	2003 Actual	2004 Actual	2005 Actual	2006 Actual	2007 Actual	FY 2001-2007 Total
502 direct	\$9,063,190	\$7,863,280	\$7,697,060	\$9,236,149	\$9,627,281	\$7,941,350	\$6,928,536	\$58,356,846
502 guarnt.	\$29,014,390	\$29,547,110	\$38,104,570	\$37,525,886	\$37,853,173	\$36,253,426	\$32,924,454	\$241,223,009
515 direct	\$1,260,236	\$1,406,350	\$289,140	\$498,352	\$2,015,224	\$0	\$1,001,686	\$6,470,988
R A	\$5,372,008	\$5,821,172	\$4,698,307	\$3,639,099	\$5,650,150	\$6,360,041	\$4,106,037	\$35,646,814
CF direct	\$6,511,100	\$13,069,300	\$2,480,000	\$10,197,600	\$3,310,700	\$5,942,700	\$15,764,000	\$57,275,400
CF guarnt.	\$1,950,000	\$900,000	\$0	\$90,000	\$0	\$0	\$15,915,000	\$18,855,000
CF grants	\$780,300	\$641,150	\$1,818,568	\$552,545	\$369,830	\$509,502	\$593,000	\$5,264,895
W&W dir.	\$5,478,600	\$10,264,200	\$6,435,800	\$9,345,800	\$8,033,000	\$10,234,000	\$10,626,700	\$60,418,100
W&W grant	\$3,854,500	\$5,017,100	\$3,981,427	\$5,872,975	\$8,383,600	\$5,988,900	\$4,124,600	\$37,223,102
B&I guarnt.	\$8,706,000	\$7,230,750	\$2,972,000	\$21,520,900	\$3,575,000	\$26,645,000	\$4,493,160	\$75,142,810
RBEG	\$188,000	\$693,425	\$553,207	\$760,002	\$615,000	\$417,254	\$655,514	\$3,882,402
IRP	\$0	\$0	\$750,000	\$1,150,000	\$200,000	\$0	\$500,000	\$2,600,000
MFH guarnt	\$0	\$4,748,000	\$1,560,000	\$0	\$0	\$0	\$0	\$6,308,000
504 lns&grts	\$603,910	\$719,010	\$752,720	\$731,367	\$783,277	\$789,819	\$620,440	\$5,000,543
514&516	\$0	\$0	\$0	\$0	\$0	\$0	\$0	\$0
Electric	\$0	\$0	\$3,987,000	\$15,435,000	\$0	\$0	\$0	\$19,422,000
Telecom	\$11,152,702	\$12,847,490	\$4,908,576	\$284,766	\$17,620,550	\$2,643,963	\$3,035,811	\$52,493,858
Value Added	\$0	\$0	\$1,626,055	\$3,739,638	\$1,288,644	\$2,266,632	\$681,176	\$9,602,145
RnwEngyGts&Lns			\$177,654	\$181,949	\$418,348	\$12,387,770	\$1,009,617	\$14,175,338
523 SelfHelp	\$0	\$0	\$0	\$10,000	\$0	\$0	\$0	\$10,000
REDLG	\$46,000	\$900,000	\$200,000	\$450,000	\$400,000	\$300,000	\$1,440,000	\$3,736,000
TOTALS	\$83,980,936	\$101,668,337	\$82,992,084	\$121,222,028	\$100,143,777	\$118,680,357	\$104,419,731	\$713,107,250

Nevada

Program	2001 Actual	2002 Actual	2003 Actual	2004 Actual	2005 Actual	2006 Actual	2007 Actual	FY 2001-2007 Total
502 direct	\$3,084,770	\$3,010,470	\$5,236,190	\$6,377,096	\$2,731,358	\$4,771,821	\$7,882,714	\$33,094,419
502 guarnt.	\$6,639,370	\$3,242,770	\$3,723,690	\$3,767,032	\$1,051,229	\$2,228,989	\$6,075,337	\$26,728,417
515 direct	\$1,571,925	\$95,000	\$150,000	\$0	\$0	\$0	\$1,226,805	\$3,043,730
R A	\$4,508,417	\$4,387,228	\$8,900,973	\$6,138,300	\$7,000,860	\$4,404,357	\$5,865,240	\$41,205,375
CF direct	\$400,000	\$237,841	\$3,072,045	\$3,400,000	\$275,000	\$5,293,313	\$2,373,025	\$15,051,224
CF guarnt.	\$780,000	\$0	\$1,000,000	\$0	\$0	\$0	\$500,000	\$2,280,000
CF grants	\$107,587	\$95,362	\$231,377	\$224,394	\$32,556	\$159,587	\$139,000	\$989,863
W&W dir.	\$4,313,526	\$1,723,196	\$3,162,566	\$4,507,598	\$2,646,475	\$8,078,000	\$4,955,525	\$29,386,886
W&W grant	\$3,100,000	\$2,438,705	\$4,939,735	\$2,465,435	\$2,200,478	\$2,612,000	\$3,790,465	\$21,546,818
B&I guarnt.	\$6,696,806	\$0	\$2,450,000	\$572,500	\$17,500,000	\$0	\$10,960,000	\$38,179,306
RBEG	\$58,000	\$194,300	\$150,550	\$172,135	\$88,432	\$60,580	\$212,000	\$935,997
IRP	\$0	\$1,250,000	\$0	\$0	\$500,000	\$0	\$0	\$1,750,000
MFH guarnt	\$0	\$0	\$3,000,000	\$0	\$2,400,000	\$0	\$900,000	\$6,300,000
504 lns&grts	\$123,510	\$84,990	\$215,460	\$133,336	\$205,273	\$188,079	\$65,986	\$1,016,634
514&516	\$0	\$0	\$0	\$0	\$0	\$423,986	\$0	\$423,986
Electric	\$0	\$0	\$0	\$0	\$0	\$0	\$0	\$0
Telecom	\$0	\$0	\$0	\$493,544	\$0	\$24,512,872	\$3,109,000	\$28,115,416
Value Added	\$0	\$0	\$0	\$57,312	\$0	\$0	\$0	\$57,312
RnwEngyGts&Lns			\$0	\$0	\$0	\$0	\$0	\$0
523 SelfHelp	\$0	\$531,300	\$1,199,820	\$945,763	\$3,831,304	\$0	\$249,930	\$6,758,117
REDLG	\$0	\$0	\$200,000	\$0	\$0	\$0	\$0	\$200,000
TOTALS	\$31,383,911	\$17,291,162	\$37,632,406	\$29,254,445	\$40,462,965	\$52,733,584	\$48,305,027	\$257,063,500

State-by-State Obligations of Program Funding

New Jersey

Program	2001 Actual	2002 Actual	2003 Actual	2004 Actual	2005 Actual	2006 Actual	2007 Actual	FY 2001-2007 Total
502 direct	\$8,515,830	\$10,111,590	\$10,512,820	\$17,424,016	\$11,306,083	\$13,040,565	\$12,720,235	\$83,631,139
502 guarnt.	\$7,320,990	\$4,998,550	\$4,072,340	\$5,948,266	\$5,764,249	\$9,753,038	\$19,165,934	\$57,023,367
515 direct	\$150,000	\$0	\$166,000	\$0	\$0	\$775,000	\$0	\$1,091,000
R A	\$5,864,807	\$7,752,214	\$2,376,659	\$5,051,982	\$3,480,876	\$8,559,288	\$4,338,126	\$37,423,952
CF direct	\$3,513,500	\$4,300,000	\$1,512,500	\$7,872,000	\$3,944,450	\$2,295,500	\$1,085,700	\$24,523,650
CF guarnt.	\$0	\$0	\$750,000	\$0	\$750,000	\$0	\$0	\$1,500,000
CF grants	\$1,160,200	\$486,500	\$725,638	\$1,225,300	\$704,300	\$600,500	\$289,450	\$5,191,888
W&W dir.	\$10,808,000	\$8,172,825	\$7,337,500	\$8,747,800	\$10,252,400	\$13,392,000	\$16,783,000	\$75,493,525
W&W grant	\$2,701,000	\$6,081,835	\$5,266,000	\$3,998,000	\$4,065,600	\$4,890,000	\$9,849,000	\$36,851,435
B&I guarnt.	\$11,385,000	\$3,818,500	\$5,281,000	\$2,700,000	\$0	\$3,400,000	\$0	\$26,584,500
RBEG	\$296,300	\$259,000	\$552,000	\$304,000	\$235,000	\$295,000	\$288,000	\$2,229,300
IRP	\$0	\$0	\$0	\$800,000	\$0	\$0	\$0	\$800,000
MFH guarnt	\$0	\$0	\$0	\$0	\$0	\$0	\$0	\$0
504 lns&grts	\$351,560	\$358,940	\$408,590	\$373,933	\$482,717	\$292,768	\$322,346	\$2,590,854
514&516	\$253,650	\$300,000	\$3,000,000	\$0	\$150,000	\$0	\$450,000	\$4,153,650
Electric	\$0	\$0	\$0	\$0	\$0	\$0	\$0	\$0
Telecom	\$0	\$0	\$0	\$3,717,000	\$497,906	\$0	\$14,033,513	\$18,248,419
Value Added	\$75,000	\$0	\$390,200	\$150,900	\$63,100	\$126,500	\$50,000	\$855,700
RnwEngyGts&Lns			\$0	\$0	\$0	\$149,695	\$73,559	\$223,254
523 SelfHelp	\$0	\$0	\$0	\$10,000	\$10,000	\$0	\$0	\$20,000
REDLG	\$0	\$0	\$0	\$0	\$0	\$0	\$0	\$0
TOTALS	\$52,395,837	\$46,639,954	\$42,351,247	\$58,323,197	\$41,706,681	\$57,569,854	\$79,448,863	\$378,435,633

New Mexico

Program	2001 Actual	2002 Actual	2003 Actual	2004 Actual	2005 Actual	2006 Actual	2007 Actual	FY 2001-2007 Total
502 direct	\$12,162,890	\$10,724,010	\$8,957,350	\$13,334,701	\$11,814,482	\$12,396,898	\$10,179,235	\$79,569,566
502 guarnt.	\$21,225,570	\$24,134,730	\$19,678,840	\$26,110,205	\$16,070,216	\$16,642,690	\$11,384,145	\$135,246,396
515 direct	\$0	\$1,495,320	\$1,000,000	\$1,393,250	\$0	\$191,180	\$0	\$4,079,750
R A	\$5,989,780	\$8,678,230	\$8,998,721	\$9,768,279	\$9,928,200	\$6,261,420	\$7,993,908	\$57,618,538
CF direct	\$1,528,000	\$2,089,575	\$1,814,780	\$4,625,583	\$3,425,189	\$2,095,626	\$1,540,760	\$17,119,513
CF guarnt.	\$0	\$4,400,000	\$24,331,018	\$0	\$0	\$0	\$0	\$28,731,018
CF grants	\$3,541,662	\$882,064	\$1,149,111	\$3,340,726	\$1,635,296	\$1,268,425	\$391,500	\$12,208,784
W&W dir.	\$4,016,748	\$8,339,048	\$6,376,797	\$6,128,160	\$5,664,150	\$3,347,364	\$10,963,664	\$44,835,931
W&W grant	\$5,017,880	\$9,426,710	\$6,398,289	\$17,107,111	\$16,475,744	\$15,235,175	\$14,961,730	\$84,622,639
B&I guarnt.	\$10,000,000	\$9,714,440	\$9,020,340	\$3,415,000	\$3,990,000	\$5,970,000	\$0	\$42,109,780
RBEG	\$339,000	\$528,761	\$643,840	\$1,262,951	\$392,000	\$668,000	\$547,998	\$4,382,550
IRP	\$1,350,000	\$491,971	\$500,000	\$0	\$500,000	\$0	\$0	\$2,841,971
MFH guarnt	\$0	\$900,000	\$0	\$0	\$0	\$17,939	\$0	\$917,939
504 lns&grts	\$624,240	\$798,950	\$782,950	\$738,228	\$701,599	\$765,904	\$512,013	\$4,923,884
514&516	\$0	\$5,750,000	\$1,590,000	\$0	\$0	\$745,960	\$0	\$8,085,960
Electric	\$21,678,000	\$10,558,000	\$103,956,208	\$16,521,792	\$13,823,000	\$45,837,000	\$45,180,000	\$257,554,000
Telecom	\$645,520	\$432,526	\$21,123,003	\$12,378,910	\$39,392,586	\$78,461,480	\$728,329	\$153,162,354
Value Added	\$35,000	\$0	\$0	\$51,510	\$0	\$0	\$50,000	\$136,510
RnwEngyGts&Lns			\$0	\$0	\$0	\$0	\$0	\$0
523 SelfHelp	\$10,000	\$369,500	\$0	\$10,000	\$857,450	\$0	\$649,470	\$1,896,420
REDLG	\$250,000	\$0	\$200,000	\$450,000	\$1,040,000	\$0	\$0	\$1,940,000
TOTALS	\$88,414,290	\$99,713,835	\$216,521,247	\$116,636,406	\$125,709,912	\$189,905,061	\$105,082,752	\$941,983,503

State-by-State Obligations of Program Funding

New York

Program	2001 Actual	2002 Actual	2003 Actual	2004 Actual	2005 Actual	2006 Actual	2007 Actual	FY 2001-2007 Total
502 direct	\$25,869,590	\$19,353,680	\$25,062,410	\$26,266,445	\$13,666,227	\$22,704,314	\$18,638,055	\$151,560,721
502 guarnt.	\$16,174,390	\$14,945,740	\$14,708,610	\$17,761,568	\$15,327,546	\$19,555,134	\$34,744,298	\$133,217,286
515 direct	\$2,413,758	\$3,628,632	\$3,270,010	\$4,732,404	\$2,296,344	\$3,200,046	\$4,177,375	\$23,718,569
R A	\$14,649,494	\$12,094,914	\$14,798,045	\$9,937,676	\$11,531,652	\$17,397,138	\$13,103,580	\$93,512,499
CF direct	\$12,203,050	\$10,565,870	\$7,776,490	\$11,138,660	\$8,474,970	\$8,545,450	\$9,972,840	\$68,677,330
CF guarnt.	\$1,702,803	\$4,400,000	\$6,300,000	\$19,263,000	\$1,338,025	\$0	\$5,000,000	\$38,003,828
CF grants	\$282,000	\$662,262	\$1,360,978	\$986,470	\$724,000	\$404,000	\$1,382,960	\$5,802,670
W&W dir.	\$28,957,300	\$31,260,600	\$27,285,467	\$28,992,600	\$15,328,200	\$20,512,700	\$33,380,300	\$185,717,167
W&W grant	\$17,993,600	\$22,985,704	\$19,680,815	\$17,420,989	\$15,218,314	\$11,291,590	\$11,619,056	\$116,210,068
B&I guarnt.	\$21,610,000	\$20,013,800	\$33,503,800	\$16,477,000	\$19,892,600	\$49,777,000	\$20,585,000	\$181,859,200
RBEG	\$1,150,700	\$1,086,400	\$1,066,000	\$1,178,643	\$883,414	\$696,799	\$1,002,509	\$7,064,465
IRP	\$0	\$0	\$300,000	\$750,000	\$0	\$300,000	\$750,000	\$2,100,000
MFH guarnt	\$0	\$0	\$0	\$0	\$0	\$0	\$608,600	\$608,600
504 Ins&grts	\$1,235,820	\$1,270,460	\$1,496,530	\$1,453,292	\$1,455,377	\$1,381,140	\$1,406,046	\$9,698,665
514&516	\$0	\$0	\$0	\$756,344	\$0	\$0	\$0	\$756,344
Electric	\$0	\$2,900,000	\$0	\$2,610,000	\$4,300,000	\$0	\$0	\$9,810,000
Telecom	\$13,082,161	\$28,863,727	\$1,499,800	\$9,498,138	\$3,504,000	\$11,000,233	\$5,713,000	\$73,161,059
Value Added	\$25,250	\$0	\$620,688	\$709,335	\$194,550	\$1,203,800	\$351,000	\$3,104,623
RnwEngyGts&Lns			\$2,878,027	\$1,427,748	\$1,204,750	\$1,217,413	\$1,610,892	\$8,338,830
523 SelfHelp	\$0	\$10,000	\$10,000	\$0	\$0	\$0	\$0	\$20,000
REDLG	\$0	\$0	\$0	\$0	\$0	\$0	\$0	\$0
TOTALS	\$157,349,916	\$174,041,789	\$161,617,670	\$171,360,312	\$115,339,969	\$169,186,757	\$164,045,511	\$1,112,941,924

North Carolina

Program	2001 Actual	2002 Actual	2003 Actual	2004 Actual	2005 Actual	2006 Actual	2007 Actual	FY 2001-2007 Total
502 direct	\$52,953,780	\$50,949,830	\$40,915,830	\$61,037,362	\$41,624,978	\$43,478,766	\$44,346,734	\$335,307,280
502 guarnt.	\$65,812,840	\$63,731,110	\$83,553,100	\$82,286,867	\$70,490,728	\$85,783,887	\$116,191,883	\$567,850,415
515 direct	\$4,159,693	\$3,735,850	\$4,304,070	\$4,534,297	\$608,141	\$1,987,719	\$9,108,116	\$28,437,886
R A	\$42,170,230	\$36,969,491	\$31,610,287	\$39,022,354	\$38,135,468	\$47,049,858	\$34,433,804	\$269,391,492
CF direct	\$33,115,550	\$76,417,535	\$24,571,706	\$79,770,055	\$203,020,165	\$40,466,394	\$16,798,550	\$474,159,955
CF guarnt.	\$4,878,000	\$4,218,000	\$1,346,500	\$15,077,750	\$15,398,400	\$4,500,000	\$1,573,000	\$46,991,650
CF grants	\$7,899,800	\$11,018,995	\$1,532,452	\$744,444	\$3,187,000	\$1,458,000	\$1,898,600	\$27,739,291
W&W dir.	\$38,781,000	\$36,637,325	\$43,904,000	\$60,936,000	\$49,276,000	\$69,277,000	\$70,950,000	\$369,761,325
W&W grant	\$17,915,182	\$30,617,701	\$22,461,250	\$24,143,000	\$17,719,000	\$19,064,817	\$12,524,000	\$144,444,950
B&I guarnt.	\$28,144,000	\$13,010,000	\$34,277,300	\$34,204,900	\$26,019,000	\$29,710,000	\$66,359,761	\$231,724,961
RBEG	\$1,473,452	\$1,475,998	\$2,313,000	\$2,435,700	\$1,551,000	\$1,187,000	\$1,406,988	\$11,843,138
IRP	\$3,800,000	\$2,517,980	\$5,000,000	\$3,000,000	\$3,516,290	\$3,000,000	\$2,900,000	\$23,734,270
MFH guarnt	\$0	\$0	\$0	\$9,553,000	\$1,500,000	\$1,250,000	\$800,000	\$13,103,000
504 Ins&grts	\$4,733,470	\$3,624,510	\$3,851,480	\$3,436,051	\$7,199,984	\$4,049,434	\$3,615,999	\$30,510,928
514&516	\$224,250	\$0	\$177,000	\$0	\$0	\$0	\$0	\$401,250
Electric	\$230,088,000	\$241,955,000	\$140,595,000	\$121,473,000	\$448,010,000	\$138,487,000	\$152,024,000	\$1,472,632,000
Telecom	\$46,231,000	\$44,000,000	\$345,733	\$445,143	\$872,100	\$14,406,141	\$23,193,000	\$129,493,117
Value Added	\$467,405	\$0	\$58,368	\$53,700	\$300,000	\$468,621	\$964,500	\$2,312,594
RnwEngyGts&Lns			\$130,000	\$0	\$9,396	\$1,612,382	\$11,840,562	\$13,592,340
523 SelfHelp	\$531,360	\$0	\$570,820	\$690,390	\$30,000	\$855,179	\$409,200	\$3,086,949
REDLG	\$0	\$400,000	\$850,000	\$0	\$1,250,000	\$1,777,000	\$100,000	\$4,377,000
TOTALS	\$583,379,012	\$621,279,325	\$442,367,896	\$542,844,013	\$929,717,650	\$509,869,198	\$571,438,697	\$4,200,895,791

State-by-State Obligations of Program Funding

North Dakota

Program	2001 Actual	2002 Actual	2003 Actual	2004 Actual	2005 Actual	2006 Actual	2007 Actual	FY 2001-2007 Total
502 direct	\$6,177,040	\$4,588,140	\$4,876,870	\$5,451,694	\$5,906,807	\$6,130,896	\$6,056,826	\$39,188,273
502 guarnt.	\$12,393,920	\$10,261,410	\$14,618,230	\$13,169,570	\$18,596,049	\$16,810,753	\$14,761,377	\$100,611,309
515 direct	\$683,450	\$2,305,200	\$663,360	\$1,388,600	\$80,000	\$403,000	\$318,200	\$5,841,810
R A	\$3,909,879	\$4,790,404	\$2,715,653	\$2,937,002	\$4,144,692	\$2,667,007	\$4,588,889	\$25,753,526
CF direct	\$2,913,120	\$2,709,100	\$2,383,000	\$2,377,000	\$9,766,920	\$18,950	\$802,325	\$20,970,415
CF guarnt.	\$500,000	\$1,300,000	\$0	\$435,000	\$4,220,000	\$1,296,374	\$1,340,424	\$9,091,798
CF grants	\$3,855,866	\$1,606,025	\$1,593,106	\$1,458,000	\$589,490	\$997,273	\$1,007,290	\$11,107,050
W&W dir.	\$6,120,200	\$18,301,440	\$11,322,100	\$6,897,845	\$6,885,830	\$5,978,700	\$11,357,500	\$66,863,615
W&W grant	\$5,000,000	\$9,416,410	\$5,326,500	\$5,631,197	\$9,934,000	\$5,549,950	\$6,995,568	\$47,853,625
B&I guarnt.	\$10,096,351	\$17,288,000	\$16,172,000	\$34,631,430	\$15,967,340	\$10,777,600	\$15,664,610	\$120,597,331
RBEG	\$531,400	\$572,495	\$815,328	\$364,385	\$598,133	\$771,430	\$619,717	\$4,272,888
IRP	\$1,000,000	\$250,000	\$500,000	\$500,000	\$450,000	\$750,000	\$1,800,000	\$5,250,000
MFH guarnt	\$0	\$0	\$0	\$0	\$0	\$1,302,489	\$0	\$1,302,489
504 Ins&grts	\$954,080	\$530,640	\$458,830	\$632,382	\$405,372	\$329,814	\$508,676	\$3,819,794
514&516	\$0	\$0	\$0	\$0	\$0	\$0	\$0	\$0
Electric	\$18,704,000	\$19,915,000	\$174,226,000	\$66,059,000	\$16,878,000	\$182,824,000	\$227,913,000	\$706,519,000
Telecom	\$56,264,089	\$73,121,000	\$60,006,650	\$64,016,747	\$11,854,000	\$34,057,617	\$0	\$299,320,103
Value Added	\$3,222,258	\$0	\$1,789,800	\$198,500	\$70,000	\$300,000	\$0	\$5,580,558
RnwEngyGts&Lns			\$10,410	\$18,860	\$129,936	\$613,368	\$133,606	\$906,180
523 SelfHelp	\$0	\$65,450	\$293,000	\$0	\$0	\$10,000	\$10,000	\$378,450
REDLG	\$1,000,000	\$575,000	\$668,000	\$596,700	\$1,230,000	\$0	\$0	\$4,069,700
TOTALS	\$133,325,653	\$167,595,714	\$298,438,837	\$206,763,912	\$107,706,569	\$271,589,221	\$293,878,008	\$1,479,297,914

Ohio

Program	2001 Actual	2002 Actual	2003 Actual	2004 Actual	2005 Actual	2006 Actual	2007 Actual	FY 2001-2007 Total
502 direct	\$37,114,210	\$39,252,100	\$34,170,350	\$36,723,854	\$32,544,425	\$39,284,982	\$35,802,213	\$254,892,134
502 guarnt.	\$93,024,640	\$96,938,020	\$115,574,670	\$115,354,010	\$95,681,041	\$80,067,359	\$99,042,848	\$695,682,588
515 direct	\$4,163,180	\$3,823,640	\$3,640,990	\$3,413,250	\$2,110,000	\$4,703,000	\$950,000	\$22,804,060
R A	\$12,969,311	\$14,720,541	\$21,526,958	\$13,622,231	\$13,412,832	\$11,964,312	\$10,134,009	\$98,350,194
CF direct	\$10,636,000	\$11,441,000	\$9,806,000	\$19,217,000	\$10,828,000	\$9,197,000	\$8,910,000	\$80,035,000
CF guarnt.	\$8,542,000	\$6,767,000	\$3,680,000	\$4,450,000	\$5,000,000	\$3,000,000	\$2,558,565	\$33,997,565
CF grants	\$355,000	\$597,800	\$1,394,000	\$525,000	\$1,924,000	\$1,778,825	\$679,000	\$7,253,625
W&W dir.	\$39,994,000	\$42,836,000	\$32,080,000	\$31,254,000	\$37,352,000	\$32,351,000	\$33,224,000	\$249,091,000
W&W grant	\$18,612,000	\$26,467,700	\$18,564,060	\$13,303,000	\$16,584,790	\$10,997,000	\$11,658,000	\$116,186,550
B&I guarnt.	\$41,768,050	\$46,306,900	\$72,980,300	\$78,740,500	\$38,050,000	\$26,431,418	\$18,461,000	\$322,738,168
RBEG	\$1,531,000	\$1,031,000	\$1,261,000	\$1,742,000	\$1,259,999	\$948,000	\$950,000	\$8,722,999
IRP	\$750,000	\$500,000	\$1,250,000	\$2,000,000	\$0	\$0	\$500,000	\$5,000,000
MFH guarnt	\$0	\$11,658,000	\$30,224,110	\$8,295,825	\$20,364,175	\$17,634,743	\$9,268,000	\$97,444,853
504 Ins&grts	\$1,819,770	\$1,897,430	\$1,782,540	\$1,666,453	\$1,849,779	\$1,716,256	\$1,798,634	\$12,530,862
514&516	\$175,000	\$0	\$0	\$0	\$0	\$0	\$549,491	\$724,491
Electric	\$266,936,000	\$45,705,000	\$83,269,000	\$33,231,000	\$303,190,000	\$191,796,000	\$304,200,000	\$1,228,327,000
Telecom	\$468,000	\$3,991,048	\$3,603,026	\$1,348,336	\$0	\$7,173,686	\$1,104,823	\$17,688,919
Value Added	\$0	\$0	\$850,000	\$235,450	\$0	\$630,471	\$300,000	\$2,015,921
RnwEngyGts&Lns			\$2,043,612	\$1,000,000	\$512,415	\$64,006	\$212,984	\$3,833,017
523 SelfHelp	\$0	\$0	\$30,000	\$788,150	\$265,640	\$883,360	\$280,000	\$2,247,150
REDLG	\$0	\$0	\$0	\$0	\$300,000	\$0	\$0	\$300,000
TOTALS	\$538,858,161	\$353,933,179	\$437,730,616	\$366,910,059	\$581,229,096	\$440,621,418	\$540,583,567	\$3,259,866,096

State-by-State Obligations of Program Funding

Oklahoma

Program	2001 Actual	2002 Actual	2003 Actual	2004 Actual	2005 Actual	2006 Actual	2007 Actual	FY 2001-2007 Total
502 direct	\$16,895,380	\$18,070,560	\$18,484,810	\$22,519,421	\$20,486,043	\$21,166,154	\$20,629,696	\$138,252,064
502 guarnt.	\$40,169,190	\$49,048,980	\$56,161,490	\$71,400,104	\$76,026,926	\$69,474,468	\$68,607,569	\$430,888,727
515 direct	\$3,877,360	\$4,893,620	\$3,890,280	\$3,176,255	\$2,628,817	\$2,324,285	\$3,029,997	\$23,820,614
R A	\$10,812,316	\$17,755,082	\$17,704,246	\$11,389,493	\$10,125,756	\$7,348,576	\$12,063,430	\$87,198,899
CF direct	\$972,603	\$145,000	\$0	\$4,965,531	\$8,154,970	\$12,462,030	\$6,718,600	\$33,418,734
CF guarnt.	\$17,560,000	\$2,250,000	\$2,200,000	\$3,573,000	\$1,500,000	\$0	\$2,000,000	\$29,083,000
CF grants	\$288,450	\$445,744	\$256,570	\$649,000	\$810,720	\$565,646	\$643,518	\$3,659,648
W&W dir.	\$15,839,610	\$18,700,805	\$14,562,000	\$8,995,075	\$14,121,000	\$23,769,000	\$18,532,040	\$114,519,530
W&W grant	\$19,543,205	\$21,630,870	\$17,826,041	\$17,496,938	\$19,575,774	\$18,847,470	\$18,901,930	\$133,822,228
B&I guarnt.	\$11,130,500	\$11,700,000	\$30,750,000	\$55,276,000	\$18,735,000	\$17,753,699	\$44,525,000	\$189,870,199
RBEG	\$1,274,289	\$1,542,070	\$1,487,391	\$1,801,153	\$1,616,782	\$2,409,689	\$2,493,600	\$12,624,974
IRP	\$2,450,000	\$1,250,000	\$750,000	\$1,500,000	\$1,250,000	\$3,300,000	\$0	\$10,500,000
MFH guarnt	\$0	\$0	\$0	\$2,466,000	\$2,511,587	\$2,200,000	\$11,203,536	\$18,381,123
504 lns&grts	\$559,360	\$675,380	\$678,010	\$864,463	\$834,565	\$759,230	\$771,685	\$5,142,693
514&516	\$0	\$230,600	\$0	\$0	\$0	\$0	\$0	\$230,600
Electric	\$55,589,000	\$93,190,000	\$122,529,000	\$64,065,000	\$0	\$144,556,000	\$152,001,000	\$631,930,000
Telecom	\$2,727,431	\$24,693,952	\$13,026,502	\$51,628,226	\$33,675,241 *	\$10,810,650	\$19,076,546	\$155,638,548
Value Added	\$695,000	\$0	\$231,000	\$122,780	\$235,000	\$150,000	\$0	\$1,433,780
RnwEngyGts&Lns	\$0	\$0	\$0	\$231,783	\$166,757	\$780,929	\$0	\$1,179,469
523 SelfHelp	\$877,550	\$1,586,260	\$2,247,252	\$3,531,656	\$1,993,442	\$4,463,530	\$345,000	\$15,044,690
REDLG	\$1,838,000	\$400,000	\$252,000	\$352,000	\$712,000	\$526,000	\$700,000	\$4,780,000
TOTALS	\$203,099,244	\$268,208,923	\$303,036,592	\$326,003,878	\$215,160,380	\$343,667,356	\$382,243,147	\$2,041,419,520

Oregon

Program	2001 Actual	2002 Actual	2003 Actual	2004 Actual	2005 Actual	2006 Actual	2007 Actual	FY 2001-2007 Total
502 direct	\$15,742,560	\$18,899,930	\$19,825,260	\$30,611,824	\$24,848,515	\$19,154,129	\$19,027,149	\$148,109,367
502 guarnt.	\$37,762,020	\$37,634,880	\$62,203,400	\$58,409,652	\$53,903,538	\$44,524,084	\$50,976,109	\$345,413,683
515 direct	\$2,277,000	\$1,368,460	\$1,774,980	\$2,811,218	\$4,580,829	\$2,201,324	\$755,545	\$15,769,356
R A	\$9,870,712	\$11,948,649	\$14,888,844	\$7,914,904	\$7,951,980	\$6,557,827	\$6,230,163	\$65,363,079
CF direct	\$2,303,250	\$5,738,680	\$6,762,224	\$12,942,977	\$8,250,000	\$3,726,000	\$1,922,000	\$41,645,131
CF guarnt.	\$2,094,000	\$2,835,000	\$366,768	\$6,000,000	\$4,000,000	\$0	\$4,323,000	\$19,618,768
CF grants	\$232,775	\$700,878	\$776,758	\$530,391	\$433,375	\$869,426	\$644,470	\$4,188,073
W&W dir.	\$10,755,830	\$12,345,020	\$9,944,140	\$15,910,200	\$15,825,295	\$10,849,000	\$15,708,000	\$91,337,485
W&W grant	\$7,404,870	\$11,126,874	\$5,985,125	\$8,731,042	\$6,447,325	\$5,223,000	\$6,813,000	\$51,731,236
B&I guarnt.	\$9,078,000	\$11,794,700	\$1,100,000	\$0	\$0	\$21,104,055	\$57,114,434	\$100,191,189
RBEG	\$942,000	\$998,500	\$537,000	\$726,000	\$281,000	\$849,990	\$589,000	\$4,923,490
IRP	\$1,400,000	\$1,200,000	\$760,000	\$1,350,000	\$400,000	\$500,000	\$1,750,000	\$7,360,000
MFH guarnt	\$0	\$0	\$0	\$0	\$0	\$0	\$0	\$0
504 lns&grts	\$822,560	\$754,920	\$1,116,200	\$1,152,632	\$918,070	\$644,886	\$683,221	\$6,092,489
514&516	\$940,380	\$5,445,880	\$3,282,540	\$2,195,518	\$2,529,735	\$400,000	\$2,500,610	\$17,294,663
Electric	\$0	\$6,125,000	\$14,831,000	\$7,279,000	\$0	\$0	\$12,635,000	\$40,870,000
Telecom	\$12,633,966	\$3,623,173	\$27,566,891	\$11,585,767	\$4,165,400	\$1,100,295	\$35,583,000	\$96,258,492
Value Added	\$500,000	\$0	\$367,500	\$382,451	\$0	\$1,790,597	\$1,677,499	\$4,718,047
RnwEngyGts&Lns	\$0	\$0	\$0	\$500,000	\$49,335	\$2,964,000	\$1,682,758	\$5,196,093
523 SelfHelp	\$580,330	\$331,610	\$447,470	\$844,700	\$1,084,515	\$0	\$832,223	\$4,120,848
REDLG	\$0	\$0	\$0	\$0	\$0	\$0	\$300,000	\$300,000
TOTALS	\$115,340,253	\$132,872,154	\$172,536,100	\$169,878,276	\$135,668,912	\$122,458,613	\$221,747,181	\$1,070,501,489

* FY2005 Telecomm figure corrected to reflect changes in AZ, CO, KS, OK, TX, VA, WA and WV Obligations.

State-by-State Obligations of Program Funding

Pennsylvania

Program	2001 Actual	2002 Actual	2003 Actual	2004 Actual	2005 Actual	2006 Actual	2007 Actual	FY 2001-2007 Total
502 direct	\$37,801,380	\$38,875,340	\$31,247,100	\$46,836,054	\$37,407,692	\$33,345,769	\$28,072,233	\$253,585,568
502 guarnt.	\$68,056,320	\$66,583,720	\$63,173,060	\$62,941,744	\$50,360,597	\$74,091,942	\$91,221,274	\$476,428,657
515 direct	\$1,195,190	\$1,982,983	\$885,720	\$1,135,793	\$1,027,800	\$489,372	\$0	\$6,716,858
R A	\$12,565,200	\$24,418,236	\$17,126,851	\$16,147,322	\$12,987,504	\$16,515,096	\$18,275,905	\$118,036,114
CF direct	\$10,874,990	\$9,968,440	\$7,147,050	\$14,923,750	\$20,094,200	\$14,312,600	\$9,317,300	\$86,638,330
CF guarnt.	\$7,310,000	\$17,100,000	\$900,000	\$7,650,000	\$26,275,000	\$8,355,058	\$1,250,000	\$68,840,058
CF grants	\$560,500	\$454,840	\$615,802	\$440,400	\$946,700	\$529,700	\$461,000	\$4,008,942
W&W dir.	\$26,349,000	\$48,844,150	\$21,012,500	\$28,060,000	\$52,768,250	\$24,618,100	\$40,400,734	\$242,052,734
W&W grant	\$22,250,825	\$37,488,100	\$21,515,700	\$16,603,750	\$29,649,040	\$12,837,740	\$11,068,550	\$151,413,705
B&I guarnt.	\$20,705,000	\$6,243,570	\$32,850,000	\$78,385,258	\$41,665,500	\$55,870,000	\$11,031,602	\$246,750,930
RBEG	\$1,361,000	\$1,706,074	\$2,187,960	\$1,618,700	\$1,100,975	\$1,013,500	\$1,206,446	\$10,194,655
IRP	\$1,250,000	\$1,745,000	\$750,000	\$500,000	\$500,000	\$1,250,000	\$750,000	\$6,745,000
MFH guarnt	\$0	\$0	\$0	\$0	\$0	\$3,875,000	\$1,110,000	\$4,985,000
504 lns&grts	\$2,271,700	\$2,086,820	\$1,887,140	\$2,702,357	\$2,729,345	\$2,476,094	\$2,468,664	\$16,622,120
514&516	\$125,000	\$0	\$0	\$0	\$0	\$0	\$0	\$125,000
Electric	\$21,434,000	\$35,939,000	\$0	\$14,000,000	\$22,300,000	\$40,500,000	\$0	\$134,173,000
Telecom	\$12,011,437	\$26,648,597	\$18,539,467	\$25,485,245	\$0	\$1,735,136	\$894,750	\$85,314,632
Value Added	\$90,000	\$0	\$814,141	\$375,770	\$0	\$520,149	\$376,497	\$2,176,557
RnwEngyGts&Lns			\$0	\$828,113	\$328,842	\$784,100	\$2,446,638	\$4,387,693
523 SelfHelp	\$164,340	\$209,080	\$190,980	\$10,000	\$268,920	\$558,192	\$140,400	\$1,541,912
REDLG	\$100,000	\$0	\$0	\$0	\$0	\$0	\$740,000	\$840,000
TOTALS	\$246,475,882	\$320,293,950	\$220,843,471	\$318,644,256	\$300,410,365	\$293,677,548	\$221,231,993	\$1,921,577,465

Puerto Rico

Program	2001 Actual	2002 Actual	2003 Actual	2004 Actual	2005 Actual	2006 Actual	2007 Actual	FY 2001-2007 Total
502 direct	\$41,991,690	\$34,578,840	\$23,739,290	\$23,300,312	\$16,787,417	\$14,435,684	\$16,512,040	\$171,345,273
502 guarnt.	\$78,453,240	\$71,992,400	\$69,590,810	\$78,239,478	\$80,200,096	\$128,566,710	\$203,503,956	\$710,546,690
515 direct	\$1,369,600	\$0	\$0	\$507,797	\$0	\$2,044,490	\$0	\$3,921,887
R A	\$24,532,958	\$20,723,500	\$6,697,122	\$5,027,560	\$11,109,648	\$17,115,201	\$10,834,156	\$96,040,145
CF direct	\$10,146,000	\$5,641,000	\$1,000,000	\$5,023,090	\$14,098,000	\$2,333,000	\$1,050,000	\$39,291,090
CF guarnt.	\$4,500,000	\$0	\$0	\$0	\$0	\$0	\$0	\$4,500,000
CF grants	\$1,439,487	\$372,500	\$619,200	\$123,500	\$139,075	\$176,503	\$626,662	\$3,496,927
W&W dir.	\$36,326,000	\$39,863,000	\$39,124,000	\$38,237,000	\$17,328,000	\$15,233,000	\$14,733,000	\$200,844,000
W&W grant	\$19,582,000	\$33,576,000	\$20,822,000	\$16,290,000	\$4,583,230	\$4,987,000	\$4,987,000	\$104,827,230
B&I guarnt.	\$15,928,977	\$0	\$0	\$0	\$0	\$0	\$0	\$15,928,977
RBEG	\$1,263,000	\$0	\$2,450,291	\$1,130,000	\$343,000	\$127,736	\$440,002	\$5,754,029
IRP	\$0	\$0	\$0	\$0	\$0	\$0	\$0	\$0
MFH guarnt	\$0	\$2,685,000	\$0	\$0	\$0	\$0	\$0	\$2,685,000
504 lns&grts	\$2,265,740	\$1,682,970	\$1,454,000	\$1,635,709	\$1,442,328	\$1,308,686	\$1,229,353	\$11,018,786
514&516	\$675,000	\$0	\$0	\$0	\$0	\$0	\$0	\$675,000
Electric	\$0	\$0	\$0	\$0	\$0	\$0	\$0	\$0
Telecom	\$0	\$0	\$0	\$0	\$568,569	\$0	\$0	\$568,569
Value Added	\$0	\$0	\$0	\$0	\$0	\$67,997	\$150,000	\$217,997
RnwEngyGts&Lns			\$0	\$0	\$0	\$0	\$0	\$0
523 SelfHelp	\$0	\$0	\$10,000	\$314,958	\$375,607	\$0	\$0	\$700,565
REDLG	\$0	\$0	\$0	\$0	\$0	\$0	\$0	\$0
TOTALS	\$238,473,692	\$211,115,210	\$165,506,713	\$169,829,404	\$146,974,970	\$186,396,007	\$254,066,169	\$1,372,362,165

State-by-State Obligations of Program Funding

South Carolina

Program	2001 Actual	2002 Actual	2003 Actual	2004 Actual	2005 Actual	2006 Actual	2007 Actual	FY 2001-2007 Total
502 direct	\$17,220,950	\$19,127,800	\$21,439,220	\$31,317,959	\$21,277,001	\$17,257,459	\$20,075,046	\$147,715,435
502 guarnt.	\$41,606,460	\$41,698,650	\$57,462,330	\$59,652,758	\$50,598,985	\$38,975,231	\$34,828,129	\$324,822,543
515 direct	\$2,869,700	\$2,185,000	\$3,786,330	\$1,897,500	\$2,330,026	\$1,122,000	\$17,008,227	\$31,198,783
R A	\$22,476,927	\$16,934,475	\$18,044,332	\$13,420,318	\$13,903,692	\$16,558,300	\$15,569,917	\$116,907,961
CF direct	\$3,789,600	\$6,909,100	\$2,357,200	\$4,781,100	\$4,744,400	\$8,235,700	\$7,654,200	\$38,471,300
CF guarnt.	\$0	\$0	\$2,125,000	\$0	\$0	\$1,530,000	\$58,840,000	\$62,495,000
CF grants	\$230,780	\$197,830	\$654,494	\$232,250	\$235,000	\$633,077	\$740,000	\$2,923,431
W&W dir.	\$18,748,100	\$26,754,800	\$17,545,200	\$17,312,400	\$22,046,100	\$24,571,000	\$27,322,900	\$154,300,500
W&W grant	\$9,707,800	\$10,136,600	\$10,041,000	\$11,371,600	\$8,533,000	\$10,262,735	\$12,342,400	\$72,395,135
B&I guarnt.	\$42,183,000	\$2,372,900	\$4,096,000	\$2,500,000	\$10,530,000	\$18,470,581	\$43,112,220	\$123,264,701
RBEG	\$1,274,300	\$772,450	\$745,000	\$1,490,741	\$1,085,111	\$1,270,296	\$2,201,583	\$8,839,481
IRP	\$0	\$750,000	\$0	\$1,250,000	\$1,500,000	\$0	\$2,250,000	\$5,750,000
MFH guarnt	\$0	\$32,100,000	\$7,583,600	\$0	\$0	\$0	\$0	\$39,683,600
504 Ins&grts	\$1,428,750	\$1,538,210	\$1,608,630	\$1,523,705	\$1,573,533	\$1,740,599	\$1,161,106	\$10,574,533
514&516	\$0	\$0	\$0	\$0	\$0	\$0	\$0	\$0
Electric	\$58,994,000	\$158,230,000	\$299,650,160	\$117,452,000	\$173,625,000	\$149,396,000	\$57,861,000	\$1,015,208,160
Telecom	\$26,275,820	\$67,234,130	\$15,125,303	\$61,325,000	\$0	\$35,850,485	\$332,303	\$206,143,041
Value Added	\$0	\$0	\$500,000	\$0	\$49,000	\$375,000	\$250,000	\$1,174,000
RnwEngyGts&Lns			\$15,000	\$0	\$77,821	\$82,735	\$12,400	\$187,956
523 SelfHelp	\$0	\$250,000	\$0	\$10,000	\$10,000	\$20,000	\$250,000	\$540,000
REDLG	\$0	\$0	\$0	\$0	\$0	\$1,494,309	\$5,640,000	\$7,134,309
TOTALS	\$246,806,187	\$387,191,945	\$462,778,799	\$325,537,331	\$312,118,669	\$327,845,507	\$307,451,431	\$2,369,729,869

South Dakota

Program	2001 Actual	2002 Actual	2003 Actual	2004 Actual	2005 Actual	2006 Actual	2007 Actual	FY 2001-2007 Total
502 direct	\$7,838,150	\$7,428,050	\$6,905,280	\$8,370,251	\$7,168,077	\$9,871,875	\$8,121,331	\$55,703,014
502 guarnt.	\$53,057,200	\$48,085,750	\$67,879,570	\$79,695,828	\$83,281,039	\$95,437,124	\$92,463,978	\$519,900,489
515 direct	\$5,248,365	\$3,050,040	\$2,644,110	\$2,849,853	\$5,140,300	\$5,030,477	\$2,356,041	\$26,319,186
R A	\$11,104,580	\$9,885,822	\$11,109,301	\$9,961,242	\$9,792,865	\$11,342,908	\$7,810,395	\$71,007,113
CF direct	\$5,380,510	\$3,212,090	\$2,484,800	\$3,922,685	\$12,109,900	\$7,487,450	\$6,975,625	\$41,573,060
CF guarnt.	\$3,775,000	\$1,372,000	\$400,000	\$2,892,508	\$2,950,000	\$2,264,500	\$4,500,000	\$18,154,008
CF grants	\$1,953,186	\$1,432,703	\$2,409,967	\$2,079,310	\$2,313,515	\$1,703,000	\$2,092,382	\$13,984,063
W&W dir.	\$14,703,948	\$10,728,638	\$4,838,000	\$9,329,288	\$10,150,420	\$18,848,700	\$20,463,000	\$89,061,994
W&W grant	\$6,702,152	\$8,816,621	\$2,983,200	\$4,818,460	\$4,914,300	\$4,770,169	\$2,852,325	\$35,857,227
B&I guarnt.	\$5,464,848	\$2,402,500	\$1,815,000	\$680,000	\$1,132,500	\$0	\$2,753,866	\$14,248,714
RBEG	\$446,000	\$1,096,409	\$1,385,878	\$956,126	\$756,037	\$516,756	\$764,436	\$5,921,642
IRP	\$4,527,096	\$3,500,000	\$3,500,000	\$2,400,000	\$1,266,294	\$5,750,000	\$4,650,000	\$25,593,390
MFH guarnt	\$0	\$1,875,000	\$0	\$0	\$1,500,000	\$4,285,717	\$1,200,000	\$8,860,717
504 Ins&grts	\$303,020	\$422,390	\$232,830	\$399,403	\$487,042	\$591,586	\$477,724	\$2,913,995
514&516	\$0	\$0	\$0	\$0	\$0	\$0	\$0	\$0
Electric	\$39,822,000	\$38,419,000	\$32,778,000	\$54,852,000	\$59,310,000	\$0	\$98,409,660	\$323,590,660
Telecom	\$8,434,739	\$137,455,450	\$37,601,675	\$66,216,095	\$24,826,408	\$73,928,910	\$587,899	\$349,051,176
Value Added	\$901,704	\$0	\$600,000	\$247,000	\$287,500	\$523,150	\$0	\$2,559,354
RnwEngyGts&Lns			\$62,500	\$0	\$983,183	\$15,140	\$316,763	\$1,377,586
523 SelfHelp	\$10,000	\$443,100	\$194,600	\$286,250	\$493,510	\$34,247	\$286,250	\$1,747,957
REDLG	\$890,000	\$553,000	\$1,250,000	\$750,000	\$1,490,000	\$1,600,000	\$1,460,000	\$7,993,000
TOTALS	\$170,562,498	\$280,178,563	\$181,074,711	\$250,706,299	\$230,352,890	\$244,001,709	\$258,541,675	\$1,615,418,345

State-by-State Obligations of Program Funding

Tennessee

Program	2001 Actual	2002 Actual	2003 Actual	2004 Actual	2005 Actual	2006 Actual	2007 Actual	FY 2001-2007 Total
502 direct	\$24,895,890	\$28,242,110	\$25,725,850	\$46,888,889	\$46,237,401	\$43,407,663	\$41,831,409	\$257,229,212
502 guarnt.	\$80,389,500	\$89,480,900	\$125,158,690	\$119,244,417	\$128,654,941	\$128,726,622	\$140,688,133	\$812,343,203
515 direct	\$4,645,281	\$2,755,730	\$1,952,320	\$1,464,685	\$489,667	\$865,070	\$864,669	\$13,037,422
R A	\$16,206,234	\$16,029,681	\$13,097,971	\$16,013,803	\$9,699,192	\$14,944,336	\$15,025,648	\$101,016,865
CF direct	\$7,706,150	\$5,106,400	\$8,080,200	\$11,752,750	\$16,760,400	\$8,180,300	\$18,420,900	\$76,007,100
CF guarnt.	\$75,000	\$110,325	\$948,000	\$1,006,000	\$0	\$100,000	\$859,500	\$3,098,825
CF grants	\$619,800	\$792,353	\$584,950	\$489,750	\$655,000	\$1,126,500	\$966,500	\$5,234,853
W&W dir.	\$41,069,300	\$39,211,494	\$25,303,900	\$33,437,900	\$30,659,000	\$43,438,800	\$45,406,200	\$258,526,594
W&W grant	\$22,388,400	\$19,705,790	\$16,183,100	\$14,262,400	\$10,809,700	\$11,634,800	\$13,486,040	\$108,470,230
B&I guarnt.	\$39,349,000	\$18,057,000	\$19,203,000	\$19,053,000	\$16,914,000	\$25,435,000	\$15,064,000	\$153,075,000
RBEG	\$1,245,451	\$1,198,400	\$1,630,604	\$1,364,595	\$1,371,000	\$1,604,000	\$1,362,000	\$9,776,050
IRP	\$1,330,720	\$1,500,000	\$0	\$750,000	\$750,000	\$0	\$0	\$4,330,720
MFH guarnt	\$0	\$0	\$0	\$0	\$0	\$5,675,000	\$8,803,909	\$14,478,909
504 Ins&grts	\$1,534,620	\$1,747,930	\$1,741,420	\$1,955,407	\$1,978,893	\$2,283,440	\$1,840,972	\$13,082,682
514&516	\$85,510	\$725,040	\$0	\$150,000	\$63,642	\$0	\$0	\$1,024,192
Electric	\$107,602,000	\$34,086,000	\$93,120,000	\$57,476,000	\$78,585,000	\$14,500,000	\$16,000,000	\$401,369,000
Telecom	\$31,961,724	\$1,878,974	\$44,307,927	\$59,482,394	\$0	\$50,460,511	\$24,078,212	\$212,169,742
Value Added	\$150,000	\$0	\$39,800	\$281,844	\$0	\$171,435	\$49,900	\$692,979
RnwEngyGts&Lns			\$0	\$0	\$60,000	\$1,156,165	\$50,000	\$1,266,165
523 SelfHelp	\$335,000	\$0	\$0	\$10,000	\$470,060	\$408,067	\$660,061	\$1,883,188
REDLG	\$1,181,000	\$1,385,000	\$1,852,409	\$450,000	\$2,000,000	\$2,840,000	\$3,670,000	\$13,378,409
TOTALS	\$382,770,580	\$262,013,127	\$378,930,141	\$385,533,834	\$346,157,896	\$356,957,709	\$349,128,053	\$2,461,491,340

Texas

Program	2001 Actual	2002 Actual	2003 Actual	2004 Actual	2005 Actual	2006 Actual	2007 Actual	FY 2001-2007 Total
502 direct	\$72,158,230	\$64,690,030	\$64,962,160	\$92,984,964	\$51,372,139	\$45,504,628	\$46,101,416	\$437,773,567
502 guarnt.	\$29,230,340	\$24,197,920	\$21,769,510	\$29,449,840	\$33,466,546	\$37,130,747	\$134,646,425	\$309,891,328
515 direct	\$4,858,420	\$6,056,640	\$4,906,270	\$3,285,281	\$2,644,000	\$531,650	\$78,000	\$22,360,261
R A	\$45,386,331	\$36,998,595	\$29,671,663	\$28,542,686	\$26,442,720	\$24,461,220	\$28,498,098	\$220,001,313
CF direct	\$4,791,000	\$9,640,347	\$12,577,748	\$12,228,301	\$26,665,095	\$13,888,891	\$16,552,782	\$96,344,164
CF guarnt.	\$740,000	\$1,501,750	\$2,770,000	\$0	\$5,175,000	\$4,213,000	\$120,500	\$14,520,250
CF grants	\$764,247	\$1,530,958	\$1,022,677	\$1,183,750	\$1,206,393	\$1,628,198	\$1,758,007	\$9,094,230
W&W dir.	\$34,017,300	\$42,192,800	\$39,431,900	\$47,582,920	\$48,938,500	\$88,383,900	\$100,551,477	\$401,098,797
W&W grant	\$31,575,900	\$42,286,100	\$25,597,069	\$28,075,782	\$31,775,575	\$40,869,210	\$33,382,094	\$233,561,730
B&I guarnt.	\$35,107,827	\$43,139,124	\$39,020,809	\$31,872,400	\$15,275,030	\$8,915,000	\$15,974,755	\$189,304,945
RBEG	\$1,263,000	\$1,263,000	\$1,545,000	\$1,443,000	\$1,351,000	\$1,111,999	\$1,733,000	\$9,709,999
IRP	\$446,370	\$750,000	\$1,500,000	\$2,380,283	\$3,468,592	\$2,250,000	\$0	\$10,795,245
MFH guarnt	\$0	\$0	\$0	\$0	\$4,150,000	\$4,679,552	\$4,330,700	\$13,160,252
504 Ins&grts	\$4,095,670	\$3,675,499	\$3,651,840	\$3,958,223	\$4,320,418	\$5,932,791	\$4,124,085	\$29,758,526
514&516	\$0	\$3,991,950	\$4,675,300	\$7,091,757	\$11,257,007	\$1,642,338	\$0	\$28,658,352
Electric	\$157,408,000	\$301,152,000	\$271,225,000	\$491,159,600	\$58,923,400	\$326,152,356	\$237,504,644	\$1,843,525,000
Telecom	\$24,883,991	\$59,826,193	\$33,000,578	\$29,637,111	\$63,315,424 *	\$77,428,623	\$27,327,768	\$315,419,688
Value Added	\$500,000	\$0	\$602,340	\$1,778,934	\$639,191	\$2,004,876	\$1,683,548	\$7,208,889
RnwEngyGts&Lns			\$999,350	\$510,535	\$0	\$1,678,472	\$317,820	\$3,506,177
523 SelfHelp	\$322,430	\$555,080	\$930,270	\$664,180	\$802,790	\$431,129	\$212,800	\$3,918,679
REDLG	\$0	\$365,000	\$0	\$0	\$0	\$0	\$0	\$365,000
TOTALS	\$447,549,056	\$643,812,986	\$559,859,484	\$813,829,547	\$391,188,820	\$688,838,580	\$654,897,919	\$4,199,976,392

* FY2005 Telecomm figure corrected to reflect changes in AZ, CO, KS, OK, TX, VA, WA and WV Obligations.

State-by-State Obligations of Program Funding

Utah

Program	2001 Actual	2002 Actual	2003 Actual	2004 Actual	2005 Actual	2006 Actual	2007 Actual	FY 2001-2007 Total
502 direct	\$8,894,140	\$14,243,720	\$17,029,970	\$25,222,819	\$27,724,814	\$26,660,702	\$31,203,352	\$150,979,517
502 guarnt.	\$37,129,240	\$38,046,300	\$60,014,040	\$54,050,538	\$37,418,171	\$28,074,617	\$30,110,736	\$284,843,642
515 direct	\$1,065,170	\$2,009,280	\$1,787,900	\$2,489,000	\$1,048,700	\$0	\$0	\$8,400,050
R A	\$6,843,030	\$3,295,832	\$3,025,331	\$5,780,950	\$6,956,892	\$5,019,630	\$5,128,742	\$36,050,407
CF direct	\$4,360,760	\$570,000	\$873,000	\$400,180	\$2,502,280	\$2,618,000	\$3,700,100	\$15,024,320
CF guarnt.	\$21,336,000	\$0	\$0	\$0	\$3,168,000	\$0	\$0	\$24,504,000
CF grants	\$559,750	\$473,714	\$1,029,691	\$463,845	\$900,633	\$860,000	\$777,350	\$5,064,983
W&W dir.	\$2,909,600	\$5,081,700	\$8,020,270	\$5,899,500	\$1,273,000	\$9,554,900	\$8,895,000	\$41,633,970
W&W grant	\$5,254,100	\$5,919,920	\$4,300,500	\$4,959,580	\$2,091,740	\$4,542,760	\$3,184,500	\$30,253,100
B&I guarnt.	\$5,725,400	\$12,142,112	\$1,503,500	\$5,533,627	\$2,446,400	\$10,002,939	\$17,581,195	\$54,935,173
RBEG	\$264,150	\$295,186	\$501,935	\$283,606	\$417,680	\$415,344	\$418,780	\$2,596,681
IRP	\$0	\$0	\$2,500,000	\$0	\$750,000	\$500,000	\$0	\$3,750,000
MFH guarnt	\$0	\$0	\$0	\$0	\$1,250,000	\$0	\$0	\$1,250,000
504 Ins&grts	\$330,210	\$413,700	\$476,260	\$302,863	\$384,238	\$372,542	\$445,105	\$2,724,918
514&516	\$615,000	\$0	\$0	\$169,309	\$0	\$0	\$0	\$784,309
Electric	\$0	\$0	\$0	\$0	\$0	\$0	\$0	\$0
Telecom	\$0	\$7,044,408	\$2,111,511	\$164,770,033	\$16,564,198	\$66,166,000	\$1,249,514	\$257,905,664
Value Added	\$500,000	\$0	\$400,000	\$0	\$293,936	\$105,806	\$238,400	\$1,538,142
RnwEngyGts&Lns			\$0	\$0	\$500,000	\$0	\$712,500	\$1,212,500
523 SelfHelp	\$1,174,310	\$555,680	\$2,960,030	\$2,326,601	\$2,356,880	\$882,890	\$2,266,080	\$12,522,471
REDLG	\$0	\$0	\$0	\$0	\$0	\$0	\$0	\$0
TOTALS	\$96,960,860	\$90,091,552	\$106,533,938	\$272,652,451	\$108,047,562	\$155,776,130	\$105,911,354	\$935,973,847

Vermont/New Hampshire

Program	2001 Actual	2002 Actual	2003 Actual	2004 Actual	2005 Actual	2006 Actual	2007 Actual	FY 2001-2007 Total
502 direct	\$13,338,970	\$15,724,390	\$17,995,860	\$22,161,964	\$22,929,604	\$24,918,392	\$29,407,499	\$146,476,679
502 guarnt.	\$21,658,150	\$18,893,960	\$25,271,460	\$31,699,792	\$30,447,025	\$32,108,504	\$26,269,253	\$186,348,144
515 direct	\$5,419,000	\$5,517,950	\$3,806,550	\$4,946,000	\$4,324,000	\$5,789,630	\$6,115,000	\$35,918,130
R A	\$14,381,406	\$11,079,829	\$11,164,274	\$10,927,615	\$6,110,941	\$10,830,608	\$12,515,949	\$77,010,622
CF direct	\$2,762,343	\$2,838,300	\$2,459,610	\$7,393,133	\$7,619,500	\$6,472,400	\$3,274,675	\$32,819,961
CF guarnt.	\$1,404,000	\$5,990,000	\$4,231,620	\$1,500,000	\$3,036,588	\$3,567,500	\$1,610,000	\$21,339,708
CF grants	\$262,435	\$548,559	\$828,204	\$1,117,320	\$1,661,018	\$1,154,230	\$929,625	\$6,501,391
W&W dir.	\$11,485,650	\$17,603,545	\$15,840,520	\$7,546,004	\$19,828,190	\$8,651,600	\$18,626,000	\$99,581,509
W&W grant	\$9,780,160	\$18,502,025	\$11,279,162	\$9,074,430	\$9,563,992	\$9,280,446	\$12,637,000	\$80,117,215
B&I guarnt.	\$30,720,000	\$23,504,247	\$11,360,400	\$10,391,450	\$10,052,000	\$9,275,000	\$9,554,924	\$104,858,021
RBEG	\$521,909	\$806,718	\$1,007,518	\$1,067,572	\$841,195	\$1,065,800	\$1,251,364	\$6,562,076
IRP	\$800,000	\$345,000	\$3,000,000	\$3,250,000	\$3,516,294	\$3,029,874	\$2,895,518	\$16,836,686
MFH guarnt	\$0	\$0	\$0	\$0	\$0	\$0	\$1,100,000	\$1,100,000
504 Ins&grts	\$648,300	\$853,390	\$944,580	\$844,493	\$940,244	\$1,052,401	\$1,264,539	\$6,547,947
514&516	\$178,100	\$203,000	\$0	\$146,000	\$363,000	\$140,000	\$325,500	\$1,355,600
Electric	\$5,048,000	\$0	\$0	\$11,520,000	\$0	\$0	\$0	\$16,568,000
Telecom	\$0	\$400,000	\$1,068,646	\$1,615,215	\$2,950,000	\$6,029,797	\$0	\$12,063,658
Value Added	\$0	\$0	\$380,469	\$165,738	\$0	\$354,112	\$397,017	\$1,297,336
RnwEngyGts&Lns			\$79,001	\$97,318	\$203,550	\$2,124,809	\$2,032,271	\$4,536,949
523 SelfHelp	\$0	\$0	\$0	\$0	\$0	\$0	\$0	\$0
REDLG	\$0	\$0	\$0	\$0	\$300,000	\$0	\$0	\$300,000
TOTALS	\$118,408,423	\$122,810,913	\$110,717,874	\$125,464,044	\$124,687,141	\$125,845,103	\$130,206,134	\$858,139,632

State-by-State Obligations of Program Funding

Virginia

Program	2001 Actual	2002 Actual	2003 Actual	2004 Actual	2005 Actual	2006 Actual	2007 Actual	FY 2001-2007 Total
502 direct	\$23,496,230	\$26,552,530	\$26,552,540	\$32,159,145	\$32,089,694	\$33,455,505	\$30,667,351	\$204,972,995
502 guarnt.	\$61,303,480	\$58,678,020	\$79,668,680	\$94,786,566	\$96,344,507	\$96,666,969	\$120,033,812	\$607,482,034
515 direct	\$560,000	\$1,044,000	\$4,161,590	\$4,000,000	\$2,760,000	\$2,450,000	\$392,370	\$15,367,960
R A	\$9,186,345	\$17,254,062	\$20,294,264	\$15,127,512	\$10,050,647	\$11,923,540	\$13,329,958	\$97,166,328
CF direct	\$20,979,900	\$50,359,460	\$11,152,700	\$36,107,650	\$43,618,940	\$34,983,815	\$14,031,015	\$211,233,480
CF guarnt.	\$3,100,000	\$0	\$6,725,000	\$8,800,000	\$0	\$0	\$20,865,000	\$39,490,000
CF grants	\$1,623,021	\$1,026,630	\$1,721,125	\$1,668,859	\$2,978,835	\$1,292,035	\$2,005,688	\$12,316,193
W&W dir.	\$24,143,400	\$25,767,530	\$17,314,840	\$15,897,400	\$16,598,600	\$24,982,760	\$15,720,500	\$140,425,030
W&W grant	\$22,474,880	\$30,072,110	\$18,368,700	\$13,910,625	\$16,936,500	\$8,828,000	\$8,658,000	\$119,248,815
B&I guarnt.	\$26,127,416	\$2,605,600	\$25,212,740	\$0	\$5,000,000	\$0	\$12,495,000	\$71,440,756
RBEG	\$1,654,860	\$995,138	\$965,370	\$1,998,780	\$620,000	\$1,014,930	\$795,000	\$8,044,078
IRP	\$0	\$150,000	\$0	\$0	\$500,000	\$500,000	\$448,209	\$1,598,209
MFH guarnt	\$0	\$0	\$0	\$0	\$0	\$0	\$0	\$0
504 Ins&grts	\$1,554,010	\$1,644,580	\$1,685,960	\$1,694,885	\$1,533,663	\$1,298,028	\$1,425,699	\$10,836,825
514&516	\$0	\$50,000	\$0	\$0	\$0	\$0	\$0	\$50,000
Electric	\$56,961,000	\$80,450,000	\$53,600,000	\$10,000,000	\$25,800,000	\$33,000,000	\$4,149,000	\$263,960,000
Telecom	\$497,156	\$715,278	\$6,978,843	\$27,814,000	\$32,541,435*	\$1,279,374	\$777,368	\$70,603,454
Value Added	\$454,880	\$0	\$308,900	\$38,930	\$120,000	\$285,500	\$401,800	\$1,610,010
RnwEngyGts&Lns			\$500,000	\$99,960	\$0	\$0	\$90,414	\$690,374
523 SelfHelp	\$271,890	\$10,000	\$0	\$205,640	\$0	\$204,204	\$0	\$691,734
REDLG	\$450,000	\$0	\$0	\$8,000,000	\$0	\$0	\$600,000	\$9,050,000
TOTALS	\$254,838,468	\$297,374,938	\$275,211,252	\$272,309,952	\$287,492,821	\$252,164,660	\$246,886,184	\$1,886,278,275

Washington

Program	2001 Actual	2002 Actual	2003 Actual	2004 Actual	2005 Actual	2006 Actual	2007 Actual	FY 2001-2007 Total
502 direct	\$23,896,450	\$26,775,810	\$30,157,800	\$32,655,607	\$42,570,167	\$40,196,266	\$37,666,912	\$233,919,012
502 guarnt.	\$19,694,400	\$22,216,580	\$34,260,780	\$32,452,436	\$27,248,355	\$20,317,829	\$21,021,435	\$177,211,815
515 direct	\$3,712,650	\$3,466,400	\$9,943,370	\$8,179,475	\$6,514,047	\$2,964,431	\$1,846,145	\$36,626,518
R A	\$19,423,333	\$18,558,108	\$19,344,444	\$17,018,470	\$11,250,048	\$16,046,160	\$16,755,913	\$118,396,476
CF direct	\$2,520,500	\$3,600,000	\$11,093,700	\$7,966,300	\$13,616,500	\$2,952,411	\$8,587,200	\$50,336,611
CF guarnt.	\$411,000	\$0	\$8,000,000	\$0	\$5,875,000	\$3,813,966	\$2,000,000	\$20,099,966
CF grants	\$604,885	\$506,005	\$717,132	\$946,480	\$1,013,744	\$1,474,715	\$1,082,350	\$6,345,311
W&W dir.	\$6,466,690	\$15,967,580	\$8,943,000	\$7,860,240	\$6,321,240	\$10,411,000	\$19,380,900	\$75,350,650
W&W grant	\$7,388,550	\$13,870,823	\$6,910,330	\$9,950,100	\$6,448,561	\$8,957,920	\$9,337,950	\$62,864,234
B&I guarnt.	\$3,825,000	\$20,071,000	\$15,770,827	\$19,866,400	\$23,011,920	\$8,136,850	\$4,649,302	\$95,331,299
RBEG	\$1,523,042	\$978,935	\$1,117,336	\$813,000	\$667,422	\$609,990	\$802,250	\$6,511,975
IRP	\$0	\$1,500,000	\$1,500,000	\$0	\$0	\$750,000	\$750,000	\$4,500,000
MFH guarnt	\$0	\$0	\$0	\$0	\$0	\$0	\$0	\$0
504 Ins&grts	\$713,170	\$741,780	\$840,180	\$620,675	\$769,679	\$709,266	\$924,738	\$5,319,488
514&516	\$1,407,500	\$4,566,060	\$3,653,310	\$0	\$6,292,527	\$0	\$3,000,000	\$18,919,397
Electric	\$20,913,000	\$3,005,000	\$0	\$7,144,000	\$0	\$9,000,000	\$3,700,000	\$43,762,000
Telecom	\$1,653,000	\$19,439,751	\$10,698,650	\$2,276,332	\$2,059,828*	\$14,779,566	\$18,659,226	\$69,566,353
Value Added	\$500,000	\$0	\$1,174,570	\$403,939	\$1,048,003	\$566,653	\$125,000	\$3,818,165
RnwEngyGts&Lns			\$883,028	\$309,502	\$598,719	\$0	\$0	\$1,791,249
523 SelfHelp	\$434,000	\$2,931,420	\$3,088,530	\$3,579,659	\$2,866,277	\$1,355,048	\$3,662,566	\$17,917,500
REDLG	\$200,000	\$0	\$0	\$0	\$0	\$0	\$0	\$200,000
TOTALS	\$115,287,170	\$158,195,252	\$168,096,987	\$152,042,615	\$158,172,037	\$143,042,071	\$153,951,887	\$1,048,788,019

* FY2005 Telecomm figure corrected to reflect changes in AZ, CO, KS, OK, TX, VA, WA and WV Obligations.

State-by-State Obligations of Program Funding

West Virginia

Program	2001 Actual	2002 Actual	2003 Actual	2004 Actual	2005 Actual	2006 Actual	2007 Actual	FY 2001-2007 Total
502 direct	\$13,435,870	\$11,924,460	\$15,717,680	\$13,786,230	\$11,336,540	\$14,665,962	\$18,042,430	\$98,909,172
502 guarnt.	\$34,565,670	\$47,322,780	\$48,202,980	\$53,095,793	\$49,493,548	\$46,028,050	\$52,174,095	\$330,882,916
515 direct	\$396,800	\$0	\$1,655,400	\$121,238	\$1,010,000	\$4,400,000	\$0	\$7,583,438
R A	\$9,237,288	\$7,500,991	\$11,183,360	\$8,013,788	\$5,778,012	\$8,095,500	\$7,066,842	\$56,875,781
CF direct	\$883,800	\$2,210,360	\$8,698,390	\$90,000	\$2,457,000	\$9,146,600	\$6,200,000	\$29,686,150
CF guarnt.	\$0	\$700,000	\$3,550,000	\$0	\$2,575,000	\$0	\$900,000	\$7,725,000
CF grants	\$817,400	\$496,330	\$550,380	\$208,200	\$523,000	\$651,000	\$322,000	\$3,568,310
W&W dir.	\$17,198,000	\$30,007,500	\$47,284,000	\$25,726,000	\$24,916,000	\$27,786,050	\$32,355,600	\$205,273,150
W&W grant	\$11,092,060	\$26,456,640	\$24,428,095	\$13,709,279	\$12,729,700	\$11,504,300	\$11,303,000	\$111,223,074
B&I guarnt.	\$13,403,440	\$12,725,000	\$19,465,448	\$14,267,000	\$12,221,000	\$25,946,000	\$1,222,000	\$99,249,888
RBEG	\$1,716,921	\$965,286	\$1,096,360	\$971,000	\$479,000	\$599,000	\$749,660	\$6,577,227
IRP	\$0	\$750,000	\$2,125,000	\$681,510	\$750,000	\$660,000	\$0	\$4,966,510
MFH guarnt	\$0	\$6,000,140	\$4,278,000	\$6,185,000	\$9,147,472	\$4,213,935	\$4,550,000	\$34,374,547
504 lns&grts	\$900,190	\$912,890	\$1,021,400	\$1,109,970	\$1,218,775	\$1,235,693	\$1,213,090	\$7,612,008
514&516	\$0	\$0	\$0	\$0	\$0	\$0	\$0	\$0
Electric	\$2,257,000	\$0	\$5,000,000	\$0	\$0	\$0	\$7,500,000	\$14,757,000
Telecom	\$0	\$4,691,390	\$27,116,765	\$2,032,900	\$280,360 *	\$2,387,412	\$45,762,000	\$82,270,827
Value Added	\$0	\$0	\$0	\$0	\$0	\$0	\$74,075	\$74,075
RnwEngyGts&Lns	\$0	\$0	\$0	\$0	\$0	\$27,246	\$0	\$27,246
523 SelfHelp	\$0	\$331,200	\$0	\$397,460	\$0	\$224,100	\$134,460	\$1,087,220
REDLG	\$0	\$0	\$0	\$0	\$0	\$0	\$0	\$0
TOTALS	\$105,904,439	\$152,994,967	\$221,373,258	\$140,395,368	\$134,915,407	\$157,570,848	\$189,569,252	\$1,102,723,539

Wisconsin

Program	2001 Actual	2002 Actual	2003 Actual	2004 Actual	2005 Actual	2006 Actual	2007 Actual	FY 2001-2007 Total
502 direct	\$22,147,890	\$26,110,480	\$23,850,810	\$29,046,330	\$21,814,645	\$24,971,228	\$17,489,466	\$165,430,849
502 guarnt.	\$54,765,980	\$62,143,460	\$103,818,250	\$105,431,104	\$100,100,811	\$89,672,960	\$82,457,821	\$598,390,386
515 direct	\$4,331,180	\$2,373,220	\$4,697,980	\$1,200,000	\$950,000	\$915,622	\$926,600	\$15,394,602
R A	\$15,505,403	\$15,097,446	\$12,356,565	\$6,839,960	\$10,606,345	\$11,669,358	\$10,830,376	\$82,905,453
CF direct	\$5,031,420	\$2,377,800	\$2,358,180	\$5,100,219	\$5,252,510	\$4,794,590	\$3,047,000	\$27,961,719
CF guarnt.	\$2,850,000	\$4,271,000	\$0	\$2,056,100	\$0	\$0	\$1,740,000	\$10,917,100
CF grants	\$3,191,147	\$692,022	\$1,241,222	\$934,470	\$3,481,950	\$3,563,500	\$1,296,871	\$14,401,182
W&W dir.	\$13,316,050	\$21,603,360	\$14,471,770	\$12,836,630	\$23,483,900	\$20,161,000	\$18,755,050	\$124,627,760
W&W grant	\$11,520,102	\$15,906,950	\$10,618,620	\$13,779,825	\$6,492,579	\$8,578,222	\$11,536,000	\$78,432,298
B&I guarnt.	\$32,525,000	\$35,308,000	\$37,767,750	\$23,072,609	\$31,263,500	\$10,815,000	\$15,140,000	\$185,891,859
RBEG	\$1,338,919	\$813,130	\$1,102,740	\$1,737,300	\$633,000	\$764,000	\$1,025,678	\$7,414,767
IRP	\$1,362,500	\$0	\$0	\$750,000	\$375,000	\$0	\$750,000	\$3,237,500
MFH guarnt	\$0	\$0	\$0	\$0	\$0	\$1,005,500	\$119,660	\$1,125,160
504 lns&grts	\$1,207,270	\$1,258,020	\$1,329,170	\$1,576,118	\$1,383,052	\$1,527,571	\$1,234,803	\$9,516,004
514&516	\$375,290	\$0	\$139,700	\$0	\$645,000	\$800,000	\$0	\$1,959,990
Electric	\$123,498,000	\$27,295,000	\$19,499,000	\$253,067,000	\$285,527,000	\$12,300,000	\$29,706,000	\$750,892,000
Telecom	\$37,185,607	\$52,048,350	\$28,005,950	\$42,500,850	\$25,402,500	\$10,092,892	\$35,087,212	\$230,323,361
Value Added	\$838,090	\$0	\$899,912	\$1,234,844	\$487,867	\$2,313,949	\$3,305,409	\$9,080,071
RnwEngyGts&Lns	\$0	\$0	\$1,715,610	\$6,262,836	\$1,466,458	\$666,244	\$5,986,537	\$16,097,685
523 SelfHelp	\$157,000	\$0	\$938,240	\$25,000	\$10,000	\$1,574,284	\$0	\$2,704,524
REDLG	\$1,650,000	\$650,000	\$450,000	\$225,000	\$1,200,000	\$1,709,000	\$260,000	\$6,144,000
TOTALS	\$332,796,848	\$267,948,238	\$265,261,469	\$507,676,195	\$520,576,117	\$207,894,920	\$240,694,483	\$2,342,848,270

* FY2005 Telecomm figure corrected to reflect changes in AZ, CO, KS, OK, TX, VA, WA and WV Obligations.

State-by-State Obligations of Program Funding

Wyoming

Program	2001 Actual	2002 Actual	2003 Actual	2004 Actual	2005 Actual	2006 Actual	2007 Actual	FY 2001-2007 Total
502 direct	\$3,404,910	\$3,236,150	\$1,911,780	\$4,561,616	\$2,778,814	\$5,021,853	\$3,848,236	\$24,763,359
502 guarnt.	\$17,765,630	\$15,844,400	\$14,027,120	\$17,373,275	\$12,472,647	\$8,194,660	\$9,839,039	\$95,516,771
515 direct	\$1,432,870	\$2,201,620	\$838,720	\$0	\$1,112,859	\$0	\$750,000	\$6,336,069
R A	\$3,293,070	\$2,800,665	\$3,473,232	\$1,600,829	\$742,884	\$1,627,008	\$2,584,384	\$16,122,072
CF direct	\$310,000	\$1,400,000	\$1,500,000	\$0	\$1,640,090	\$1,817,000	\$0	\$6,667,090
CF guarnt.	\$1,700,000	\$0	\$0	\$0	\$0	\$0	\$0	\$1,700,000
CF grants	\$187,133	\$130,233	\$48,351	\$62,000	\$97,040	\$266,800	\$185,200	\$976,757
W&W dir.	\$1,446,050	\$3,224,400	\$4,850,400	\$0	\$8,689,000	\$853,000	\$6,557,600	\$25,620,450
W&W grant	\$736,500	\$3,284,400	\$5,100,000	\$1,532,400	\$4,071,599	\$2,881,300	\$2,687,500	\$20,293,699
B&I guarnt.	\$8,297,150	\$8,366,300	\$21,328,341	\$6,714,130	\$12,685,700	\$3,685,000	\$34,860,443	\$95,937,064
RBEG	\$89,870	\$64,985	\$137,000	\$108,905	\$156,100	\$576,784	\$337,000	\$1,470,644
IRP	\$0	\$0	\$750,000	\$495,000	\$0	\$0	\$0	\$1,245,000
MFH guarnt	\$0	\$0	\$0	\$0	\$835,000	\$0	\$1,200,000	\$2,035,000
504 Ins&grts	\$117,440	\$158,190	\$155,620	\$131,669	\$101,023	\$180,502	\$238,717	\$1,083,161
514&516	\$0	\$0	\$0	\$0	\$0	\$0	\$0	\$0
Electric	\$3,220,000	\$7,750,000	\$70,937,000	\$14,437,000	\$11,057,000	\$35,915,000	\$2,339,000	\$145,655,000
Telecom	\$7,752,000	\$6,758,000	\$79,600	\$18,536,000	\$13,013,900	\$843,855	\$680,741	\$47,664,096
Value Added	\$0	\$0	\$0	\$200,000	\$0	\$290,690	\$33,000	\$523,690
RnwEngyGts&Lns	\$0	\$0	\$0	\$211,037	\$3,336	\$214,373		
523 SelfHelp	\$0	\$20,000	\$20,000	\$10,000	\$0	\$10,000	\$0	\$60,000
REDLG	\$600,000	\$0	\$0	\$0	\$0	\$0	\$0	\$600,000
TOTALS	\$50,352,623	\$55,239,343	\$125,157,164	\$65,762,824	\$69,453,656	\$62,374,489	\$66,144,196	\$494,484,295

Program Yearly Totals

Program	2001	2002	2003	2004	2005	2006	2007	FY 2001-2007
502 direct	\$1,076,708,980	\$1,082,987,750	\$1,039,096,610	\$1,352,377,590	\$1,141,428,915	\$1,210,827,294	\$1,208,481,831	\$8,111,908,970
502 guarnt.	\$2,341,577,420	\$2,418,665,760	\$3,086,740,470	\$3,233,395,416	\$3,045,473,401	\$3,074,685,563	\$3,663,597,113	\$20,864,135,143
515 direct	\$119,532,569	\$116,296,261	\$123,820,420	\$120,630,305	\$101,018,000	\$101,182,417	\$101,375,512	\$783,855,484
R A	\$685,739,204	\$704,178,524	\$723,650,680	\$580,560,698	\$592,964,768	\$646,684,039	\$615,769,999	\$4,549,547,912
CF direct	\$325,424,313	\$398,930,117	\$261,397,102	\$500,000,000	\$729,323,486	\$397,473,821	\$334,517,175	\$2,947,066,034
CF guarnt.	\$139,468,573	\$112,636,823	\$161,217,129	\$205,300,926	\$194,933,926	\$164,269,586	\$228,229,024	\$1,206,055,987
CF grants	\$69,750,536	\$64,982,180	\$59,021,341	\$50,109,875	\$56,043,940	\$54,952,500	\$65,137,203	\$419,997,575
W&W dir.	\$786,939,487	\$1,158,230,399	\$779,090,769	\$894,676,407	\$921,407,938	\$1,008,139,636	\$1,097,034,836	\$6,645,519,472
W&W grant	\$569,376,046	\$887,352,587	\$585,438,182	\$552,829,420	\$505,950,985	\$454,506,689	\$449,503,600	\$4,004,957,509
B&I guarnt.	\$1,075,540,265	\$862,716,008	\$906,501,963	\$971,405,086	\$678,113,202	\$766,314,301	\$834,015,486	\$6,094,606,311
RBEG	\$47,230,075	\$41,282,009	\$49,807,888	\$45,960,206	\$40,086,925	\$40,223,120	\$42,657,822	\$307,248,045
IRP	\$39,041,686	\$31,199,951	\$39,732,000	\$37,764,000	\$33,939,314	\$33,869,874	\$33,869,875	\$249,416,700
MFH guarnt	\$0	\$99,561,890	\$99,114,470	\$99,399,928	\$97,200,000	\$99,109,321	\$90,356,175	\$584,741,784
504 Ins&grts	\$64,457,365	\$63,178,849	\$65,825,580	\$65,984,636	\$74,184,971	\$82,877,685	\$73,326,673	\$489,835,759
514&516	\$32,482,760	\$47,321,620	\$62,550,240	\$52,214,138	\$68,911,114	\$46,657,224	\$50,751,907	\$360,889,003
Electric	\$2,615,527,470	\$4,073,791,946	\$3,971,638,355	\$3,831,803,000	\$3,319,115,000	\$3,889,764,356	\$3,889,764,304	\$25,591,404,431
Telecom	\$816,200,535	\$819,800,905	\$812,446,795	\$1,370,451,595	\$827,029,207	\$1,093,297,669	\$697,438,178	\$6,436,664,884
Value Added	\$19,856,719	\$500,000	\$36,646,035	\$30,476,415	\$13,198,841	\$35,489,233	\$22,776,066	\$158,943,309
RnwEngyGts&Lns	\$0	\$0	\$21,707,233	\$22,692,325	\$32,337,267	\$57,545,235	\$88,985,109	\$223,267,169
523 SelfHelp	\$21,680,360	\$26,336,206	\$40,908,169	\$37,607,836	\$44,299,331	\$37,583,278	\$31,123,608	\$239,538,788
REDLG	\$25,597,136	\$17,586,887	\$18,936,239	\$25,490,169	\$32,422,375	\$35,110,309	\$36,130,333	\$191,273,448
ANNUAL								
TOTALS	\$10,872,131,499	\$13,027,536,672	\$12,945,287,670	\$14,081,129,971	\$12,549,382,906	\$13,330,563,150	\$13,654,841,849	\$90,460,873,717

Key to Abbreviations

502 direct	Single Family Housing Direct Loans
502 guarnt.	Single Family Housing Loan Guarantees
515 direct	Rural Rental Housing Direct Loans
R A	Rental Assistance
CF direct	Community Facilities Direct Loans
CF guarnt.	Community Facilities Guaranteed Loans
CF grants	Community Facilities Grants
W&W dir.	Water and Waste Disposal Direct Loans
W&W grant	Water and Waste Disposal Grants
B&I guarnt.	Business and Industry Guaranteed Loans
RBEG	Rural Business Enterprise Grants
IRP	Intermediary Relending Program
MFH guarnt.	Multi Family Housing Guaranteed Loans
504 Ins&grts	Rural Home Repair Loans and Grants
514&516	Farm Labor Housing Loans and Grants
Electric	Electric Direct Loans and Loan Guarantees
Telecom	Telecom Loans and Grants
Value Added	Value Added Producer Grants
RnwEngGts&Lns	Renewable Energy Grants and Loans
523 SelfHelp	Housing Self-Help Technical Assistance Grants
REDLG	Rural Economic Development Loans and Grants

"The U.S. Department of Agriculture (USDA) prohibits discrimination in all its programs and activities on the basis of race, color, national origin, age, disability, and where applicable, sex, marital status, familial status, parental status, religion, sexual orientation, genetic information, political beliefs, reprisal, or because all or a part of an individual's income is derived from any public assistance program. (Not all prohibited bases apply to all programs.) Persons with disabilities who require alternative means for communication of program information (Braille, large print, audiotape, etc.) should contact USDA's TARGET Center at (202) 720-2600 (voice and TDD). To file a complaint of discrimination write to USDA, Director, Office of Civil Rights, 1400 Independence Avenue, S.W., Washington, D.C. 20250-9410 or call (800) 795-3272 (voice) or (202) 720-6382 (TDD). USDA is an equal opportunity provider and employer."

February 2008

USDA Rural Development State Offices

Alabama Montgomery, AL (334) 279-3400	Iowa Des Moines, IA (515) 284-4663	New Jersey Mt. Laurel, NJ (856) 787-7700	Texas Temple, TX (254) 742-9700
Alaska Palmer, AK (907) 761-7705	Kansas Topeka, KS (785) 271-2700	New Mexico Albuquerque, NM (505) 761-4950	Utah Salt Lake City, UT (801) 524-4320
Arizona Phoenix, AZ (602) 280-8701	Kentucky Lexington, KY (859) 224-7300	New York Syracuse, NY (315) 477-6400	Vermont-New Hampshire Montpelier, VT (802) 828-6000
Arkansas Little Rock, AR (501) 301-3200	Louisiana Alexandria, LA (318) 473-7921	North Carolina Raleigh, NC (919) 873-2000	Virginia Richmond, VA (804) 287-1551
California Davis, CA (530) 792-5800	Maine Bangor, ME (207) 990-9160	North Dakota Bismarck, ND (701) 530-2037	Washington Olympia, WA (360) 704-7740
Colorado Lakewood, CO (720) 544-2903	Massachusetts-Rhode Island- Connecticut Amherst, MA (413) 253-4300	Ohio Columbus, OH (614) 255-2500	West Virginia Morgantown, WV (304) 284-4860
Delaware-Maryland Dover, DE (302) 857-3580	Michigan East Lansing, MI (517) 324-5190	Oklahoma Stillwater, OK (405) 742-1000	Wisconsin Stevens Point, WI (715) 345-7615
Florida-Virgin Islands Gainesville, FL (352) 338-3402	Minnesota St. Paul, MN (651) 602-7800	Oregon Portland, OR (503) 414-3300	Wyoming Casper, WY (307) 233-6700
Georgia Athens, GA (706) 546-2162	Mississippi Jackson, MS (601) 965-4316	Pennsylvania Harrisburg, PA (717) 237-2299	
Hawaii Hilo, HI (808) 933-8380	Missouri Columbia, MO (573) 876-0976	Puerto Rico San Juan, PR (787) 766-5059	
Idaho Boise, ID (208) 378-5600	Montana Bozeman, MT (406) 585-2580	South Carolina Columbia, SC (803) 765-5163	
Illinois Champaign, IL (217) 403-6200	Nebraska Lincoln, NE (402) 437-5551	South Dakota Huron, SD (605) 352-1100	
Indiana Indianapolis, IN (317) 290-3100	Nevada Carson City, NV (775) 887-1222	Tennessee Nashville, TN (615) 783-1300	



Committed to the future of rural communities.