

EDUCATION LONGITUDINAL STUDY OF 2002



SCHOOL ADMINISTRATOR QUESTIONNAIRE


First Follow-up

Sponsored by:

U.S. Department of Education
National Center for Education Statistics

Conducted by:

RTI




USES OF THE DATA

The data from this survey will be used by educators and by federal and state policy makers to address important issues facing the nation's schools: educational standards, high school course-taking patterns, dropping out of school, the education of the disadvantaged, the needs of language minority students, and the features of effective schools.


ASSURANCE OF CONFIDENTIALITY

The collection of information in this survey is authorized by Section 404(a) of the National Education Statistics Act of 1994, Title IV of the Improving America's Schools Act of 1994, Public Law 103-382 and continued under the auspices of the Education Sciences Reform Act of 2002, Public Law 107-279.

Participation is voluntary. You may skip questions you do not wish to answer; however, we hope that you will answer as many questions as you can. All responses that relate to or describe identifiable characteristics of individuals may be used only for statistical purposes and may not be disclosed, or used, in identifiable form for any other purpose, unless otherwise compelled by law. Information will be protected from disclosure by federal statute (20 USC 9003a-9007, as amended). Data will be combined to produce statistical reports. No individual data that links your name, address, telephone number, or identification number with your responses will be reported.



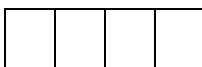
Draft



According to the Paperwork Reduction Act of 1995, no persons are required to respond to a collection of information unless such collection displays a valid OMB control number. The valid OMB control number for this information collection is 1850-0652. The time required to complete this information collection is estimated to average 30 minutes per response, including the time to review instructions, search existing data resources, gather the data needed, and complete and review the information collection. **If you have any comments concerning the accuracy of the time estimate(s) or suggestions for improving this form, please write to:** U.S. Department of Education, Washington, D.C. 20202-4651. **If you have comments or concerns regarding the status of your individual submission of this form, write directly to:** National Center for Education Statistics, ESLSD, 1990 K Street, N.W., Washington, D.C., 20006.

Educational Organizations That Have Endorsed ELS:2002

American Association of School Administrators
American Association of School Librarians
American Federation of Teachers
Council of Chief State School Officers
Council of the Great City Schools
National Association of Independent Schools
National Association of Secondary School Principals
National Catholic Educational Association Department of Secondary Schools
National Education Association
National Parent Teacher Association
National Resource Center for Safe Schools
National School Boards Association
National School Safety Center






INTRODUCTION

This questionnaire is divided into four sections. The first three sections mainly request factual information about this school and its programs. These sections can be answered either by the principal or by a designee who is able to provide the desired information. **The final section asks for judgmental evaluations about the school climate, and we ask that this section be completed by the principal only.**

Some factual questions may request information that is not readily available from school reports. Informed estimates are acceptable for such questions. Please answer directly on the questionnaire by marking the appropriate response or by writing your response in the space provided.

We realize that you are very busy; however, we hope that you can complete the questionnaire and return it to RTI within the next two weeks. To protect the confidentiality of your responses, we suggest that you return the completed questionnaire in the confidential return envelope provided for this purpose. Your responses will be kept in confidence. If you have any questions, please call Cathy Coleman toll-free at 1-877-226-0150 between 9:00 a.m. - 5:00 p.m. Eastern Time, Monday through Friday. You may also e-mail questions to: ELS@rti.org. In the subject line, please type School Administrator Questionnaire.





THANK YOU VERY MUCH FOR YOUR HELP.





GENERAL INSTRUCTIONS: PLEASE READ CAREFULLY AND USE A SOFT LEAD (#2) PENCIL TO COMPLETE THIS QUESTIONNAIRE. It is important that you completely fill in the circles next to your answers and print clearly. Listed below are examples of correct and incorrect ways to mark your answers.

FILLING IN CIRCLES:

Correct Mark (Dark and thick)			
●			
Incorrect Marks (Light and thin)			
			

PRINTING NUMBERS IN BOXES:

Print one number per box. The numbers should be printed with solid connected lines and should not touch or cross any of the box lines. Do not cross zeroes or sevens.

Write digits like this:									
1	2	3	4	5	6	7	8	9	0
Do not write digits like this:									
1	2	3	4	5	6	7	8	9	0



--	--	--	--



PART I. CHARACTERISTICS, STRUCTURE, AND POLICIES

1. As of October 1, 2003 (or the most recent date for which data are available) what was the total student enrollment in your school?

, students

2. How many days are in the school year for 12th graders in your school?

days in the school year for 12th graders

3. What kind of academic calendar does your high school have?

(MARK ONE RESPONSE)

- Semestersystem.....
- Trimestersystem.....
- Quartersystem.....
- Block schedule (such as 4 x 4 or A/B)...
- Other.....

4. Are any of the following types of courses offered through block scheduling at your school?

- a. Academic courses Yes [®] minutes in block
 No

- b. Vocational/ Yes [®] minutes in block
 technical courses No

- c. Other courses Yes [®] minutes in block
 No

5. Which of the following describe admission practices for students in your school?

(MARK ONE RESPONSE ON EACH LINE)

- | | Yes | No |
|---|-----------------------|-----------------------|
| a. Students in a particular geographic area (or district) attend this school..... | <input type="radio"/> | <input type="radio"/> |
| b. Students in a particular geographic area (or district) are generally assigned to this school, but transfers are allowed..... | <input type="radio"/> | <input type="radio"/> |
| c. Students are assigned from particular areas to achieve desired racial or ethnic composition in the school..... | <input type="radio"/> | <input type="radio"/> |
| d. Students are admitted to this school based on their achievement entrance tests, auditions, or other criteria..... | <input type="radio"/> | <input type="radio"/> |
| e. Students are admitted to this school based on a lottery or random selection..... | <input type="radio"/> | <input type="radio"/> |
| f. Admittance is determined on a first-come first-serve basis..... | <input type="radio"/> | <input type="radio"/> |



6. Indicate the degree of influence the following have in assigning and/or selecting high school courses or programs for 12th grade students in your school.

(MARK ONE RESPONSE ON EACH LINE)

	None	A little	Moderate	A lot
a. Teachers.....	<input type="radio"/>	<input type="radio"/>	<input type="radio"/>	<input type="radio"/>
b. Department heads.....	<input type="radio"/>	<input type="radio"/>	<input type="radio"/>	<input type="radio"/>
c. Counselors.....	<input type="radio"/>	<input type="radio"/>	<input type="radio"/>	<input type="radio"/>
d. Coaches.....	<input type="radio"/>	<input type="radio"/>	<input type="radio"/>	<input type="radio"/>
e. Parents.....	<input type="radio"/>	<input type="radio"/>	<input type="radio"/>	<input type="radio"/>
f. Student preferences.....	<input type="radio"/>	<input type="radio"/>	<input type="radio"/>	<input type="radio"/>
g. Student grades.....	<input type="radio"/>	<input type="radio"/>	<input type="radio"/>	<input type="radio"/>
h. Student test scores.....	<input type="radio"/>	<input type="radio"/>	<input type="radio"/>	<input type="radio"/>
i. Student attendance record.....	<input type="radio"/>	<input type="radio"/>	<input type="radio"/>	<input type="radio"/>
j. Special education needs.....	<input type="radio"/>	<input type="radio"/>	<input type="radio"/>	<input type="radio"/>
k. Student's status as a potential dropout.....	<input type="radio"/>	<input type="radio"/>	<input type="radio"/>	<input type="radio"/>

7. How much coursework is required in each of the following subjects to meet high school graduation requirements in your school district or school? Please answer with this year's graduating 12th grade class in mind.

(MARK ONE RESPONSE ON EACH LINE)

	Course not offered	None	Less than 1 year	At least 1 year, but less than 2	At least 2 years, but less than 3	At least 3 years, but less than 4	4 years
a. English.....	<input type="radio"/>	<input type="radio"/>	<input type="radio"/>	<input type="radio"/>	<input type="radio"/>	<input type="radio"/>	<input type="radio"/>
b. Mathematics.....	<input type="radio"/>	<input type="radio"/>	<input type="radio"/>	<input type="radio"/>	<input type="radio"/>	<input type="radio"/>	<input type="radio"/>
c. Science.....	<input type="radio"/>	<input type="radio"/>	<input type="radio"/>	<input type="radio"/>	<input type="radio"/>	<input type="radio"/>	<input type="radio"/>
d. History/social studies.....	<input type="radio"/>	<input type="radio"/>	<input type="radio"/>	<input type="radio"/>	<input type="radio"/>	<input type="radio"/>	<input type="radio"/>
e. Computer education.....	<input type="radio"/>	<input type="radio"/>	<input type="radio"/>	<input type="radio"/>	<input type="radio"/>	<input type="radio"/>	<input type="radio"/>
f. Foreign language.....	<input type="radio"/>	<input type="radio"/>	<input type="radio"/>	<input type="radio"/>	<input type="radio"/>	<input type="radio"/>	<input type="radio"/>
g. Fine arts (art, music, dance, theater, etc.).....	<input type="radio"/>	<input type="radio"/>	<input type="radio"/>	<input type="radio"/>	<input type="radio"/>	<input type="radio"/>	<input type="radio"/>
h. Physical education and health.....	<input type="radio"/>	<input type="radio"/>	<input type="radio"/>	<input type="radio"/>	<input type="radio"/>	<input type="radio"/>	<input type="radio"/>

8. What kinds of graduation credentials are conferred by or through your school?

(MARK ONE RESPONSE ON EACH LINE)

	Yes	No
a. Regular or honors diploma.....	<input type="radio"/>	<input type="radio"/>
b. International Baccalaureate diploma.....	<input type="radio"/>	<input type="radio"/>
c. Diploma with special education adjustments.....	<input type="radio"/>	<input type="radio"/>
d. Diploma with vocational/technical skills certificate.....	<input type="radio"/>	<input type="radio"/>
e. Certificate of attendance.....	<input type="radio"/>	<input type="radio"/>
f. GED or other equivalency.....	<input type="radio"/>	<input type="radio"/>

--	--	--	--

9. Does your school have a policy requiring students to maintain a minimum grade point average in order to participate in school activities such as organized team sports or theatrical productions?

(MARK ONE RESPONSE)

- Yes.....○
- No.....○
- Does not apply..... ○

10. Can students in your school take a vocational/technical program of study, either at this school or at an area or regional vocational school?

(MARK ALL THAT APPLY)

- Yes, at this school..... ○
- Yes, at an area or regional vocational school..... ○ } GO TO QUESTION 11
- No..... ○ ® SKIP TO QUESTION 13 ON PAGE 4

11. To what extent is each of the following criteria used to determine student enrollment in a vocational/technical program or school?

(MARK ONE RESPONSE ON EACH LINE)

	Never used	Sometimes used	Often used	Always used
a. Student request.....	○	○	○	○
b. Parent request.....	○	○	○	○
c. Counselor referral.....	○	○	○	○
d. Teacher referral.....	○	○	○	○
e. Minimum GPA or other academic performance measure	○	○	○	○
f. Attendance record.....	○	○	○	○
g. Student's special education needs.....	○	○	○	○
h. Student's status as a potential dropout.....	○	○	○	○
i. Lottery or random selection.....	○	○	○	○

12. Indicate which of the following criteria are used to define vocational/technical completers in your school.

No vocational/technical completer definition used ® ○ ® SKIP TO QUESTION 13 ON PAGE 4

(MARK ONE RESPONSE ON EACH LINE)

	Yes	No
a. Minimum number of courses in occupational program area.....	○	○
b. Specific academic courses, different from graduation requirements.....	○	○
c. District or state assessment of students' vocational/technical skills.....	○	○
d. Attainment of an industry-recognized state or national credential.....	○	○

--	--	--	--

13. Which of the following services or programs are available to your students (at your school or at an area or regional vocational school)?

(MARK ONE RESPONSE ON EACH LINE)

- | | Available | Not available |
|---|-----------------------|-----------------------|
| a. Vocational interest or ability assessment..... | <input type="radio"/> | <input type="radio"/> |
| b. Job placement services..... | <input type="radio"/> | <input type="radio"/> |
| c. Career days or job fairs..... | <input type="radio"/> | <input type="radio"/> |
| d. Career or employment readiness workshops..... | <input type="radio"/> | <input type="radio"/> |
| e. School-arranged interviews with employers..... | <input type="radio"/> | <input type="radio"/> |
| f. Selection of career major or pathway..... | <input type="radio"/> | <input type="radio"/> |

14. Are the students in the graduating class of 2004 required to pass a minimum competency or proficiency test in order to receive a high school diploma?

- Yes..... **® GO TO QUESTION 15**
 No..... **® SKIP TO QUESTION 18 ON PAGE 5**

15. Which of the following subjects are covered on the test?

(MARK ONE RESPONSE ON EACH LINE)

- | | Yes | No |
|--|-----------------------|-----------------------|
| a. Mathematics..... | <input type="radio"/> | <input type="radio"/> |
| b. Science..... | <input type="radio"/> | <input type="radio"/> |
| c. Reading..... | <input type="radio"/> | <input type="radio"/> |
| d. Composition or writing..... | <input type="radio"/> | <input type="radio"/> |
| e. History, civics or social studies.. | <input type="radio"/> | <input type="radio"/> |
| f. Computer skills..... | <input type="radio"/> | <input type="radio"/> |

16. In the most recent test administration, what percentage of students taking the competency test failed (or were found to be below an acceptable level of proficiency in) at least one subject area on their first attempt? Round to the nearest whole percent.

--	--	--

 % failed on their first attempt

--	--	--	--

17. When a student fails a competency test, which of the following options are available to the student at the school and which are required of the student?

(MARK ONE RESPONSE ON EACH LINE)

- | | This option
is not
available | This option
is available,
but not
required | This is
required of
students who
fail the test |
|---|------------------------------------|---|---|
| a. Retaking the test..... | <input type="radio"/> | <input type="radio"/> | <input type="radio"/> |
| b. Taking remedial or repeat classes in deficient
subject areas..... | <input type="radio"/> | <input type="radio"/> | <input type="radio"/> |
| c. Completing a general competency test preparation
class..... | <input type="radio"/> | <input type="radio"/> | <input type="radio"/> |
| d. Tutoring or individualized academic program..... | <input type="radio"/> | <input type="radio"/> | <input type="radio"/> |
| e. Summer school..... | <input type="radio"/> | <input type="radio"/> | <input type="radio"/> |
| f. Referral to an alternative or continuing education
school..... | <input type="radio"/> | <input type="radio"/> | <input type="radio"/> |

PART II. STUDENT CHARACTERISTICS & PROGRAMS

18. Approximately what percentage of your 12th grade students is in each of the following instructional programs? Write "000" if no 12th graders are in a given program.

- | | | | | | | |
|--|--|--|--|--|---|-----------------------------------|
| a. General high school program | <table border="1" style="display: inline-table; vertical-align: middle;"> <tr> <td style="width: 20px; height: 20px;"></td> <td style="width: 20px; height: 20px;"></td> <td style="width: 20px; height: 20px;"></td> </tr> </table> | | | | % | Not offered <input type="radio"/> |
| | | | | | | |
| b. College prep, academic, or
specialized academic (such as
science, math or fine art) program | <table border="1" style="display: inline-table; vertical-align: middle;"> <tr> <td style="width: 20px; height: 20px;"></td> <td style="width: 20px; height: 20px;"></td> <td style="width: 20px; height: 20px;"></td> </tr> </table> | | | | % | Not offered <input type="radio"/> |
| | | | | | | |
| c. Vocational, technical, or business
program | <table border="1" style="display: inline-table; vertical-align: middle;"> <tr> <td style="width: 20px; height: 20px;"></td> <td style="width: 20px; height: 20px;"></td> <td style="width: 20px; height: 20px;"></td> </tr> </table> | | | | % | Not offered <input type="radio"/> |
| | | | | | | |

19. What percentage of the graduating class of 2003...

(MARK ONE RESPONSE ON EACH LINE)

- | | None | 1-10% | 11-24% | 25-49% | 50-74% | 75-100% |
|--|-----------------------|-----------------------|-----------------------|-----------------------|-----------------------|-----------------------|
| a. went to 4-year colleges?..... | <input type="radio"/> | <input type="radio"/> | <input type="radio"/> | <input type="radio"/> | <input type="radio"/> | <input type="radio"/> |
| b. went to 2-year colleges or
vocational/technical schools?.... | <input type="radio"/> | <input type="radio"/> | <input type="radio"/> | <input type="radio"/> | <input type="radio"/> | <input type="radio"/> |
| c. entered the labor market or the
military?..... | <input type="radio"/> | <input type="radio"/> | <input type="radio"/> | <input type="radio"/> | <input type="radio"/> | <input type="radio"/> |
| d. other (homemaker, unemployed)?... | <input type="radio"/> | <input type="radio"/> | <input type="radio"/> | <input type="radio"/> | <input type="radio"/> | <input type="radio"/> |

--	--	--	--

20. What percentage of 12th grade students do the following at or through your school?

(MARK ONE RESPONSE ON EACH LINE)

- | | None | 1-10% | 11-24% | 25-49% | 50-74% | 75-100% |
|--|-----------------------|-----------------------|-----------------------|-----------------------|-----------------------|-----------------------|
| a. Attend programs on college application procedures..... | <input type="radio"/> | <input type="radio"/> | <input type="radio"/> | <input type="radio"/> | <input type="radio"/> | <input type="radio"/> |
| b. Attend programs on financial aid..... | <input type="radio"/> | <input type="radio"/> | <input type="radio"/> | <input type="radio"/> | <input type="radio"/> | <input type="radio"/> |
| c. Attend school SAT or ACT courses..... | <input type="radio"/> | <input type="radio"/> | <input type="radio"/> | <input type="radio"/> | <input type="radio"/> | <input type="radio"/> |
| d. Attend college fairs..... | <input type="radio"/> | <input type="radio"/> | <input type="radio"/> | <input type="radio"/> | <input type="radio"/> | <input type="radio"/> |
| e. Attend meetings with college representatives..... | <input type="radio"/> | <input type="radio"/> | <input type="radio"/> | <input type="radio"/> | <input type="radio"/> | <input type="radio"/> |
| f. Participate in Talent Search..... | <input type="radio"/> | <input type="radio"/> | <input type="radio"/> | <input type="radio"/> | <input type="radio"/> | <input type="radio"/> |
| g. Participate in Upward Bound..... | <input type="radio"/> | <input type="radio"/> | <input type="radio"/> | <input type="radio"/> | <input type="radio"/> | <input type="radio"/> |
| h. Participate in some other program that academically prepares minority and disadvantaged students for college..... | <input type="radio"/> | <input type="radio"/> | <input type="radio"/> | <input type="radio"/> | <input type="radio"/> | <input type="radio"/> |

21. Which of the following programs or services are offered in your school?

(MARK ONE RESPONSE ON EACH LINE)

- | | Yes,
offered | No,
not offered |
|--|-------------------------|----------------------------|
| a. Vocational counseling, services, or programs..... | <input type="radio"/> | <input type="radio"/> |
| b. Home visits by teachers..... | <input type="radio"/> | <input type="radio"/> |
| c. Peer tutoring..... | <input type="radio"/> | <input type="radio"/> |
| d. School-sponsored community service..... | <input type="radio"/> | <input type="radio"/> |
| e. Individual or family psychological counseling..... | <input type="radio"/> | <input type="radio"/> |
| f. Special programs for pregnant girls and/or teenage mothers..... | <input type="radio"/> | <input type="radio"/> |

22. What percentage of the total student body in your school... (If none, write "000.")

- | | |
|---|--|
| a. receive free or reduced-price lunch? | <input type="text"/> <input type="text"/> <input type="text"/> % |
| b. are Limited English Proficient (LEP) or Non-English Proficient? | <input type="text"/> <input type="text"/> <input type="text"/> % |
| c. receive Special Education services for students with disabilities? | <input type="text"/> <input type="text"/> <input type="text"/> % |
| d. are enrolled in an alternative program? | <input type="text"/> <input type="text"/> <input type="text"/> % |
| e. are enrolled in a dropout prevention program? | <input type="text"/> <input type="text"/> <input type="text"/> % |
| f. are enrolled in College Board Advanced Placement (AP) courses? | <input type="text"/> <input type="text"/> <input type="text"/> % |
| g. are enrolled in an International Baccalaureate program (IB program)? | <input type="text"/> <input type="text"/> <input type="text"/> % |

<input type="text"/>	<input type="text"/>	<input type="text"/>	<input type="text"/>
----------------------	----------------------	----------------------	----------------------



23. Does your school have a formal dropout prevention program?

- Yes..... **GO TO QUESTION 24**
No..... **SKIP TO QUESTION 26 ON PAGE 8**

24. On what basis are students recommended for your dropout prevention program?

(MARK ONE RESPONSE ON EACH LINE)

- | | Yes | No |
|-------------------------------|-----------------------|-----------------------|
| a. Absentee record..... | <input type="radio"/> | <input type="radio"/> |
| b. Academic performance..... | <input type="radio"/> | <input type="radio"/> |
| c. Teacher's referral..... | <input type="radio"/> | <input type="radio"/> |
| d. Counselor's referral..... | <input type="radio"/> | <input type="radio"/> |
| e. Parental request..... | <input type="radio"/> | <input type="radio"/> |
| f. Student request..... | <input type="radio"/> | <input type="radio"/> |
| g. Disciplinary problems..... | <input type="radio"/> | <input type="radio"/> |

25. Which of the following services does your dropout prevention program offer?

(MARK ONE RESPONSE ON EACH LINE)

- | | Yes | No |
|--|-----------------------|-----------------------|
| a. Special instructional programs..... | <input type="radio"/> | <input type="radio"/> |
| b. Focus on vocational/technical education.... | <input type="radio"/> | <input type="radio"/> |
| c. Individual or group counseling..... | <input type="radio"/> | <input type="radio"/> |
| d. Health care..... | <input type="radio"/> | <input type="radio"/> |
| e. Incentives for better attendance or
classroom performance..... | <input type="radio"/> | <input type="radio"/> |
| f. Close monitoring of student attendance
or classroom performance..... | <input type="radio"/> | <input type="radio"/> |
| g. Childcare or nurseries for children of
students..... | <input type="radio"/> | <input type="radio"/> |
| h. Cultural interaction..... | <input type="radio"/> | <input type="radio"/> |
| i. Anger management..... | <input type="radio"/> | <input type="radio"/> |

--	--	--	--

PART III. TEACHER AND LIBRARY STAFF CHARACTERISTICS

26. How many full-time teachers work in your school?

--	--	--

full-time teachers

27. How many part-time teachers work in your school?

--	--	--

part-time teachers

28. How many of your full-time high school teachers left at the end of the 2002-03 school year for reasons other than death or retirement? If none, write "000."

--	--	--

full-time teachers

29. How many members of your full-time regular teaching staff have the following degrees? The sum of a, b, c, d and e should equal the total number of full-time teaching staff at your school. If none, write in "000."

a. Less than Bachelor's degree (some college)

--	--	--

b. Bachelor's

--	--	--

c. Master's

--	--	--

d. Ed.D. or Ph.D.

--	--	--

e. Don't know their degree

--	--	--

30. How many full-time library staff members work in your school's library media resource center?

--	--	--

full-time library staff members

31. How many part-time library staff members work in your school's library media resource center?

--	--	--

part-time library staff members

--	--	--	--



THE FOLLOWING SERIES OF QUESTIONS ASKS YOU TO ESTIMATE THE PERCENTAGE OF TEACHERS, OR LIBRARY STAFF IN VARIOUS STATUSES.

32. What percentage of your full-time regular teaching staff are Hispanic?

a. % of full-time regular teaching staff are Hispanic

b. % you don't know whether Hispanic

33. What percentage of your full-time regular teaching staff are members of the following groups? If none, write in "000." A teacher may be counted in more than one group.

a. White %

b. Black/African American %

c. Asian %

d. Native Hawaiian or other Pacific Islander %

e. American Indian or Alaska Native %

f. You don't know their race %

34. What percentage of full-time teachers in your school are certified? If none, write in "000."

a. Regular or standard state certificate or advanced professional certificate %

b. Probationary certificate (all requirements satisfied except completion of probationary period) %

c. Provisional certification via a state alternative certification program %

d. Temporary certificate or emergency certificate %



35. What percentage of full-time library staff members are state-certified? If none, write in "000."

--	--	--

% of full-time library staff members are state-certified

IF YOU ARE THE SCHOOL PRINCIPAL, SKIP TO QUESTION 37 ON PAGE 11.

36. If you are not the school principal, please provide the information requested below so we can reach you if any clarification of your responses is needed.

Name:

_____	_____	_____
-------	-------	-------

Last Name

First Name

Middle Initial

Title:

Telephone:

(____)	_____	_____
--------	-------	-------

Area Code

Number

Extension

Is this an office or home telephone number? Office Home

What is the best time of day to call you at this telephone number?


		:		
--	--	---	--	--

 AM PM

Email address:

PLEASE GIVE THIS QUESTIONNAIRE AND THE RETURN ENVELOPE TO THE SCHOOL PRINCIPAL FOR COMPLETION OF PART IV. THANK YOU FOR YOUR COOPERATION.

--	--	--	--



PART IV. PRINCIPAL'S SECTION

THIS SECTION SHOULD BE COMPLETED BY THE SCHOOL PRINCIPAL ONLY.

37. Over the past three years, what percentage of the teachers in your school would you consider to have been... (please be sure your answers sum to 100%).

a. poor teachers?

--	--	--

 %

b. fair teachers?

--	--	--

 %

c. good teachers?

--	--	--

 %

d. excellent teachers?

--	--	--

 %

TOTAL

1	0	0
---	---	---

 %

CONTINUE TO QUESTION 38 ON PAGE 12

--	--	--	--

38. Indicate how much each of the characteristics listed below describes your school's environment?

(MARK ONE RESPONSE ON EACH LINE)

- | | Not at all
accurate | | Somewhat
accurate | | Very
accurate |
|--|------------------------|-------|-----------------------|-------|-----------------------|
| a. Student morale is high..... | <input type="radio"/> | | <input type="radio"/> | | <input type="radio"/> |
| b. Most teachers at this school press
students to achieve academically. | <input type="radio"/> | | <input type="radio"/> | | <input type="radio"/> |
| c. Teacher morale is generally high..... | <input type="radio"/> | | <input type="radio"/> | | <input type="radio"/> |
| d. Most students place a high
priority on learning..... | <input type="radio"/> | | <input type="radio"/> | | <input type="radio"/> |
| e. Students are expected to do
homework..... | <input type="radio"/> | | <input type="radio"/> | | <input type="radio"/> |
| f. Discipline is emphasized at
this school..... | <input type="radio"/> | | <input type="radio"/> | | <input type="radio"/> |
| g. Classroom activities are
highly structured..... | <input type="radio"/> | | <input type="radio"/> | | <input type="radio"/> |
| h. Many teachers have a negative
attitude about students..... | <input type="radio"/> | | <input type="radio"/> | | <input type="radio"/> |
| i. Many teachers find it difficult
to motivate students..... | <input type="radio"/> | | <input type="radio"/> | | <input type="radio"/> |
| j. The school emphasizes sports..... | <input type="radio"/> | | <input type="radio"/> | | <input type="radio"/> |
| k. Students are encouraged to
compete for grades..... | <input type="radio"/> | | <input type="radio"/> | | <input type="radio"/> |
| l. Counselors and teachers
encourage students to enroll
in academic classes..... | <input type="radio"/> | | <input type="radio"/> | | <input type="radio"/> |
| m. There is often conflict between
teachers and administrators..... | <input type="radio"/> | | <input type="radio"/> | | <input type="radio"/> |
| n. Teachers usually take the time to
respond to students' individual
needs..... | <input type="radio"/> | | <input type="radio"/> | | <input type="radio"/> |

--	--	--	--

39. On a typical school day, what percentage of your students would you estimate...

- a. are tardy?

--	--	--

 %
- b. are absent (unexcused)?

--	--	--

 %
- c. cut or skip classes?

--	--	--

 %

40. To the best of your knowledge how often do the following types of problems occur at your school?

(MARK ONE RESPONSE ON EACH LINE)

- | | Daily | At least once
a week | At least once
a month | On occasion | Never |
|---|-----------------------|-------------------------|--------------------------|-----------------------|-----------------------|
| a. Physical conflicts among students..... | <input type="radio"/> | <input type="radio"/> | <input type="radio"/> | <input type="radio"/> | <input type="radio"/> |
| b. Robbery or theft..... | <input type="radio"/> | <input type="radio"/> | <input type="radio"/> | <input type="radio"/> | <input type="radio"/> |
| c. Vandalism..... | <input type="radio"/> | <input type="radio"/> | <input type="radio"/> | <input type="radio"/> | <input type="radio"/> |
| d. Use of alcohol..... | <input type="radio"/> | <input type="radio"/> | <input type="radio"/> | <input type="radio"/> | <input type="radio"/> |
| e. Use of illegal drugs..... | <input type="radio"/> | <input type="radio"/> | <input type="radio"/> | <input type="radio"/> | <input type="radio"/> |
| f. Students under the influence of drugs or alcohol while at school..... | <input type="radio"/> | <input type="radio"/> | <input type="radio"/> | <input type="radio"/> | <input type="radio"/> |
| g. The sale of drugs on the way to or from school and/or on school grounds..... | <input type="radio"/> | <input type="radio"/> | <input type="radio"/> | <input type="radio"/> | <input type="radio"/> |
| h. Possession of weapons..... | <input type="radio"/> | <input type="radio"/> | <input type="radio"/> | <input type="radio"/> | <input type="radio"/> |
| i. Physical abuse of teachers..... | <input type="radio"/> | <input type="radio"/> | <input type="radio"/> | <input type="radio"/> | <input type="radio"/> |
| j. Student racial tensions..... | <input type="radio"/> | <input type="radio"/> | <input type="radio"/> | <input type="radio"/> | <input type="radio"/> |
| k. Student bullying | <input type="radio"/> | <input type="radio"/> | <input type="radio"/> | <input type="radio"/> | <input type="radio"/> |
| l. Student verbal abuse of teachers..... | <input type="radio"/> | <input type="radio"/> | <input type="radio"/> | <input type="radio"/> | <input type="radio"/> |
| m. Widespread disorder in classrooms..... | <input type="radio"/> | <input type="radio"/> | <input type="radio"/> | <input type="radio"/> | <input type="radio"/> |
| n. Student acts of disrespect for teachers..... | <input type="radio"/> | <input type="radio"/> | <input type="radio"/> | <input type="radio"/> | <input type="radio"/> |
| o. Gang activities..... | <input type="radio"/> | <input type="radio"/> | <input type="radio"/> | <input type="radio"/> | <input type="radio"/> |
| p. Cult or extremist group activities..... | <input type="radio"/> | <input type="radio"/> | <input type="radio"/> | <input type="radio"/> | <input type="radio"/> |

--	--	--	--

41. Please provide the information below so we can reach you if any clarification of your responses is needed.

Name:

Last Name First Name Middle Initial

Title:

Telephone:

(_____) _____
Area Code Number Extension

Is this an office or home telephone number? Office Home

What is the best time of day to call you at this telephone number?

: AM PM

Email address:

42. What is today's date?

 ,
Month Day Year

**THANK YOU FOR YOUR COOPERATION.
PLEASE RETURN THIS QUESTIONNAIRE USING THE ENCLOSED ENVELOPE.**