


PRICE LIST

Filing and Storage Products

The Opus Group



Prices Effective June 2006.

UNICOR

All dimensions listed herein are nominal.
Actual dimensions have been rounded to the
nearest 1/32 inch.

Standard Offering

Opus Group Offering	Terms and Conditions	2
Pedestals Configurations to suit virtually any filing requirement. Internal components available to customize product to suit individual needs.	General Information	4
	Dimensions	5
	Mobile and Freestanding Units	6
	Hanging Unit	7
	Worksurface-Supporting Units	8
Radius Front Pedestals	General Information	10
	Mobile and Freestanding Units	11
	Pedestal Accessories	12
Lateral Files & Storage Cabinets For standard filing and storage requirements. Includes all required accessories. Simple file specifications. One number specifies entire unit and internal components.	General Information	14
	Dimensions	15
	12" Drawer Units	16
	Storage Cabinet	16
	Laminate File Tops	17
	Lateral File Accessories	18
Vertical Files	General Information	20
	Letter and Legal Size Files	21
Bookcases	General Information	22
	Dimensions	23
	12", 15", and 18" Deep	24
Kiosks	General Information	26
	Kiosks	27

Terms and Conditions

Terms of Sale

All prices listed are FOB Destination unless otherwise requested and noted.

Billing is Net 30 days on all products. All other services rendered are subject to payment at completion of each phase, when signed off by the customer. All prices are subject to annual review for adjustments. All custom and non-standard products are subject to a customer letter of intent too purchase in good faith, in lieu of a deposit.

Glossary of Terms used within this price list are as follows:

COM - Customer's own material, customer purchased and supplied to UNICOR/FPI.

COL - Customer's own leather, customer purchased and supplied to UNICOR/FPI.

Due Date - Date required for product to be at customer site, installation to begin.

Order Acknowledgment- Written confirmation of acceptance of order, containing the following information; work order number/purchase order number, project manager name and invoicing information.

Receipt of Order - Date UNICOR/FPI receives the order.

Ship Date - Date product ships from UNICOR/FPI factory.

Sales Policy

Products sold through this catalog are intended for federal government customers and their designers, and must be procured with federal funds.

Order Acknowledgment

UNICOR/FPI accepts orders, manufactures products, provides installation services and invoices based on the customer's request. The written order confirmation is verification and confirmation that requirements have been correctly translated to a sales order. An acknowledgment will be provided in writing, by fax or e-mail. If there is any information discrepancy in your order acknowledgment, please advise us immediately to avoid any mis-communication or problems. Communications should be directed to the assigned project manager listed on your order acknowledgment. Your order will be invoiced based on your request. Standard process is for product to be billed when it ships and the services are billed after confirmation of acceptance from the customer. Requests for billing, other than through the standard method, must be identified on the customer purchase order.

Your order acknowledgment indicates a date when your product is scheduled to arrive. In the event your order is manufactured earlier than scheduled, we will contact you with the option of providing an early shipment authorization. This will be coordinated through the project manager.

Order Modifications

Modification to your purchase order will be accepted up to two weeks prior to the due date indicated on your order acknowledgment. However, any modification made after production has begun, which changes the due

date, product requested, or quantity requested will be subject to additional charges. For example, a delay in the delivery date could result in storage charges, a change in the quantity may result in a new ship date, or cancellation after the order is in production is subject to restocking fees. All purchase order modifications will be acknowledged in writing, including the annotation of any adjusted delivery dates and/or charges. UNICOR will assist the customer in obtaining storage for their product if delays in receipt are necessary. Product will not be stored at the UNICOR locations beyond 15 days, all storage will be arranged by our installation vendors or at the customer location.

Standard Lead Time

Typical lead time for products with this price list is 45 days ARO (after receipt of order). Orders which include custom items, e.g., COM, COL or special fabrics may require a longer manufacturing cycle. The extended date will be reflected on your order acknowledgment. The project manager, listed on your order acknowledgment, will gladly discuss your options with you.

Product Delivery and Pricing

All pricing listed in this publication is FOB Destination, CONUS (Continental United States) only, unless otherwise noted. Freight charges are included in the product price as listed in the FOB Destination column. FOB Origin pricing is available upon written request through, the UNICOR/FPI Customer Service Center.

On FOB Destination orders, the ownership responsibility passes to the customer at the time the product is accepted at the designated off-load point. Responsibility for inside delivery passes to the customer at final placement, or as specified in writing by the project manager.

On FOB Origin orders, UNICOR/FPI can arrange a coordinated delivery with the carrier of your choice. If no carrier is specified at time of order, it will be shipped common carrier, using our contract carrier at your expense. Freight charges will be added to your invoice.

Services, such as space planning, storage, inside delivery and installation are available at competitive prices. UNICOR/FPI offers both fee for service and negotiated pricing tailored to each project. Contact your sales representative or project manager to discuss these services.

Special Note: On shipments "Out of CONUS", FOB Destination orders, shipments are prepaid to the designated point of debarkation. Freight and handling charges beyond the point of debarkation are the responsibility of the local purchasing/governing agency, unless other arrangement are made with the project manager. The freight charges for deliveries out of CONUS, including Alaska and Hawaii, will be negotiated and quoted at competitive freight rates, at time of shipment.

Packaging of Product

UNICOR/FPI products are packaged to comply with carrier requirements to insure that products arrive in excellent condition. UNICOR/FPI can accommodate special packaging requests, special identification markings and special delivery instructions.

Normally, this is a fee-for-service option. Contact your project manager to discuss options.

Direct Shipment Claims

UNICOR/FPI products are inspected and packaged to comply with shipping carrier requirements prior to leaving the manufacturing site. All shipments need to be inspected by the consignee, before acceptance. At the time of acceptance, any visible damage or shortage of items must be recorded with the freight carrier and reported to the UNICOR/FPI project manager immediately. Claims for visual shipping damage and/or shortage must be filed within 12 days of receipt of product. This applies to both FOB Destination and Origin shipments.

UNICOR/FPI reserves the right to use contracted carriers or commercial carriers for "best method" shipments. Any other shipping requirements must be negotiated with the project manager prior to shipping.

Concealed Damage Claims

By utilizing improved packaging and handling UNICOR/FPI takes great care to avoid concealed damages. UNICOR/FPI recommends inspection of all products within 12 days of delivery for both FOB Destination and Origin shipments, in order to insure prompt shipment of a replacement, and determination of liability.

Product Storage

UNICOR/FPI will provide free storage for up to 15 calendar days from original ship date. However, if additional time is needed, UNICOR/FPI can arrange for storage at current rates. Discuss the options with your project manager.

Customer Delayed Deliveries

UNICOR/FPI will accommodate requests to delay your order if we are notified two weeks before the product is scheduled to ship. The request for delay must be made as soon as possible. Contact your project manager to discuss date changes. If product is already in production at the time of delay notification, storage arrangements must be coordinated through your project manager. If product is en route, in most cases the product can be diverted to a storage location designated by the customer, or UNICOR/FPI can arrange storage at an additional cost. Costs usually include loading and unloading of product, plus any warehousing/storage cost. Order modifications are required when additional costs are incurred and are invoiced to you on your order.

Product Returns

Any product returns must be negotiated with the project manager. The terms and conditions will be evaluated on a case by case basis through negotiation with the project manager. UNICOR/FPI reserves the right to inspect the returned product and evaluate the resale value of the product when considering a credit or exchange.

Product Order Status

Order status can be verified by:

- (1) Contacting your project manager (name and phone number are listed on your order acknowledgment).
- (2) Making an inquiry at www.unicor.gov/customer/index.htm - Enter your work order / purchase order number,

for a shipping status report for your order. Credit card order delivery status can be verified by logging the last name of the card holder in the purchase order number box.

Shipped orders will be identified by a tracking number in response to your inquiry. If a tracking number is not reported, contact the project manager for a current status report.

Invoice Payments

All general billing questions should be directed to UNICOR/FPI Customer Service Center, in writing to the following address:

FPI - LEX
Accounts Receivable
P.O. Box 11670
Lexington, KY 40583-3640

Send Payments from government agencies to the following address:

FPI - FPI
P.O. Box 371736
Pittsburgh, PA 15252-7736

Send Payments from sources other than government agencies to the following address:

FPI - LEX
Accounts Receivable
P.O. Box 11670
Lexington, KY 40583-3640

Product Warranty

UNICOR/FPI guarantees all product to meet or exceed the standard life expectancy of the product. UNICOR/FPI will repair or replace any defective product promptly, during the life expectancy of that product. UNICOR/FPI does warranty all product to be free of defects in material and workmanship. This does not apply to any COM or COL fabrics supplied by sources other than UNICOR/FPI.

COM Fabric Requirements

All fabric or upholstery must be approved prior to acceptance of an order. Upon approval a memo sample swatch must accompany the order. UNICOR/FPI assumes no responsibility for wear or defects of performance of any COM or COL supplied by sources other than FPI.

Use of COM as panel fabrics require UL approval and must be tested for approval prior to acceptance of an order. UNICOR/FPI will require three yards of the actual panel fabric to be tested prior to quoting.

All COM fabric or upholstery must be received in continuous linear yards. UNICOR/FPI requires a 5-10% overage clause to insure appropriate amount of coverage.

COM Material Acceptance

UNICOR/FPI reserves the right to reject COM fabrics or upholstery that are not suitable for the intended application Customer selecting any COM or COL takes responsibility of performance of the supplied product.



The Opus Group Pedestals

General Information

GENERAL INFORMATION

Pedestals are available in sizes and drawer combinations to suit any personal storage requirement. Freestanding and mobile units are designed to fit below most worksurfaces. Hanging and worksurface supporting units are sized to fit under all UNICOR systems furniture.

Preconfigured Units

To simplify the specification process, we offer preconfigured pedestals in the most popular sizes with the most popular internal components. These units are assembled using standard components.

Height

Four pedestal styles are available. Heights include $\frac{1}{8}$ " allowance for leveling glides fully recessed. Worksurface Supporting: 27 $\frac{3}{4}$ " Freestanding: 22 $\frac{1}{4}$ ", 25 $\frac{3}{16}$ " Mobile: 24 $\frac{5}{8}$ ", 27 $\frac{9}{16}$ " Hanging: 22 $\frac{1}{8}$ ", 25 $\frac{1}{16}$ ".

Depth

Products are available in two standard depths: 21 $\frac{5}{8}$ " and 27 $\frac{7}{8}$ ".

Width

All products are 15" wide.

Drawer Dimensions

Refer to the illustrations on the next page for the range of drawer sizes and the height clearance of each.

CONSTRUCTION AND STANDARD FEATURES

Basic Shell

Twenty-gauge steel body with 18- and 20-gauge steel top and box frame front and back uprights. Uprights are notched in 3" intervals for drawer suspension mounting.

Drawers

Fronts: Two-piece metal construction. Twenty-two gauge steel outer skin welded to 22-gauge inner liner. With full width inset pull. Drawer fronts overlap front of pedestal.

Three-inch (pencil) drawer: Single wall two-piece construction. Body 22-gauge; back 22-gauge. Operates on two section $\frac{3}{4}$ extension ball bearing suspension.

Six-inch (box) drawer: single wall two-piece construction. Body 22-gauge; back 22-gauge. Operates on two-section $\frac{3}{4}$ extension ball bearing suspension.

Twelve-inch file drawer: Single wall, two-piece construction. Front liner 20-gauge; body 22-gauge. Mounted on full extension slide arm suspensions.

Adjustable Glides

Freestanding and floor supporting pedestals include four glides, adjustable from outside the cabinet.

Counterbalance

Counterbalance weight is standard in all mobile units and in all freestanding units.

Caster Kit

Consists of four twin-wheel hooded casters. Front two casters are locking; rear two casters are non-locking.

Locks

Locks are standard on all units. The lock is a high-security single-bit type. Units are standard with random keys in a range of 100 different numbers. Specific keying combinations are available at no additional charge. This information must be included with the order.

All locks have removable and interchangeable plugs. This feature provides for on-site custom keying. Locks can be supplied with the plugs installed or shipped separately. To order plugs for field installation, specify "lock plugs not installed" on order. Order must specify total quantity of specific key-numbered locks.

Example: 30 plugs:
3 keyed alike
10 keyed alike
17 keyed alike

Paint Finishes

All products are chemically etched prior to painting. This process enhances top coat bonding. The top coat is epoxy powder paint.

All inside and outside shell and drawer surfaces are painted with the same specified paint color.

Interior components and accessories are painted black. Mechanical components are black chrome-plated.

Colors shown in the current swatch card are standard and are available where specifications call for painted surfaces.

Black	27
Gray	29
Warm Gray	33
Sand	28
Lt. Tone	32
Medium Bronze	25
Eggshell White	31
Beige	50
Baltic	51
Bordeaux	52
COM	SP

Special Paint Finishes

All special colors, including other manufacturers' standard enamel finishes, are available subject to the following conditions:

1. Two steel color chips (minimum 3" x 5") are required for color matching purposes. Paper samples are acceptable; however, a reasonable tolerance must be allowed when comparing the two variations.
2. All nonstandard colors are available at an up-charge and may be subject to extended lead times. Orders will not be processed until color match is approved. Verbal approval is accepted; however, written confirmation must follow. Contact Customer Service at 800-827-3168.

The Opus Group Pedestals

Dimensions

Inside Dimensions of Drawers

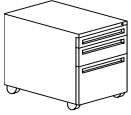
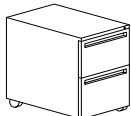
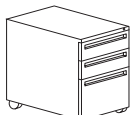
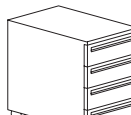
	17 $\frac{5}{8}$ "D PEDESTAL			21 $\frac{5}{8}$ "D PEDESTAL			27 $\frac{5}{8}$ "D PEDESTAL		
	W	D	H	W	D	H	W	D	H
3" Pencil	12 $\frac{1}{8}$ "	15 $\frac{5}{16}$ "	2 $\frac{3}{16}$ "	12 $\frac{1}{8}$ "	19 $\frac{5}{16}$ "	2 $\frac{3}{16}$ "	12 $\frac{1}{8}$ "	25 $\frac{13}{16}$ "	2 $\frac{3}{16}$ "
6" Box	12 $\frac{1}{8}$ "	15 $\frac{5}{16}$ "	5 $\frac{1}{8}$ "	12 $\frac{1}{8}$ "	19 $\frac{5}{16}$ "	5 $\frac{1}{8}$ "	12 $\frac{1}{8}$ "	25 $\frac{13}{16}$ "	5 $\frac{1}{8}$ "
12" File	12 $\frac{1}{8}$ "	15 $\frac{5}{16}$ "	11"	12 $\frac{1}{8}$ "	18 $\frac{13}{16}$ "	11"	12 $\frac{1}{8}$ "	25 $\frac{5}{16}$ "	11"

Pedestal Heights and Depths

	Depths	Heights Including Glides	Heights Including Casters	Heights Without Glides/Casters
Freestanding	17 $\frac{5}{8}$ ", 21 $\frac{5}{8}$ ", 27 $\frac{5}{8}$ "	22 $\frac{1}{4}$ ", 25 $\frac{3}{16}$ "		
Mobile	17 $\frac{5}{8}$ ", 21 $\frac{5}{8}$ ", 27 $\frac{5}{8}$ "		24 $\frac{5}{8}$ ", 27 $\frac{9}{16}$ "	
Hanging	17 $\frac{5}{8}$ ", 21 $\frac{5}{8}$ ", 27 $\frac{5}{8}$ "			19 $\frac{1}{16}$ ", 22 $\frac{1}{8}$ ", 25 $\frac{1}{16}$ "
Worksurface Supporting	17 $\frac{5}{8}$ ", 21 $\frac{5}{8}$ ", 27 $\frac{5}{8}$ "	27 $\frac{3}{4}$ "		

The Opus Group Pedestals

Mobile and Freestanding

Model	Feature	Dimensions			Model Number	Color	Destination	Weight
		W	D	H				
 Three Drawer File Pedestal <ul style="list-style-type: none"> One 3" pencil drawer with tray One 6" box drawer One 12" file drawer Counterbalance weight is included in mobile and freestanding units 	Mobile	15	17 $\frac{1}{2}$	24 $\frac{5}{8}$	PEDMPPBF20	<input type="checkbox"/> <input type="checkbox"/>	\$222	111#
		15	21 $\frac{1}{2}$	24 $\frac{5}{8}$	PEDMPPBF24	<input type="checkbox"/> <input type="checkbox"/>	222	124
		15	27 $\frac{1}{2}$	24 $\frac{5}{8}$	PEDMPPBF30	<input type="checkbox"/> <input type="checkbox"/>	241	130
	Freestanding	15	17 $\frac{1}{2}$	22 $\frac{1}{4}$	PEDFPPBF20	<input type="checkbox"/> <input type="checkbox"/>	218	98
		15	21 $\frac{1}{2}$	22 $\frac{1}{4}$	PEDFPPBF24	<input type="checkbox"/> <input type="checkbox"/>	218	111
		15	27 $\frac{1}{2}$	22 $\frac{1}{4}$	PEDFPPBF30	<input type="checkbox"/> <input type="checkbox"/>	243	130
 Two Drawer File Pedestal <ul style="list-style-type: none"> Two 12" file drawers Counterbalance weight is included in mobile and freestanding units 	Mobile	15	17 $\frac{1}{2}$	27 $\frac{9}{16}$	PEDMPFF20	<input type="checkbox"/> <input type="checkbox"/>	212	100
		15	21 $\frac{1}{2}$	27 $\frac{9}{16}$	PEDMPFF24	<input type="checkbox"/> <input type="checkbox"/>	212	114
		15	27 $\frac{1}{2}$	27 $\frac{9}{16}$	PEDMPFF30	<input type="checkbox"/> <input type="checkbox"/>	223	126
	Freestanding	15	17 $\frac{1}{2}$	25 $\frac{3}{16}$	PEDFPPF20	<input type="checkbox"/> <input type="checkbox"/>	209	101
		15	21 $\frac{1}{2}$	25 $\frac{3}{16}$	PEDFPPF24	<input type="checkbox"/> <input type="checkbox"/>	209	115
		15	27 $\frac{1}{2}$	25 $\frac{3}{16}$	PEDFPPF30	<input type="checkbox"/> <input type="checkbox"/>	221	117
 Three Drawer File Pedestal <ul style="list-style-type: none"> Two 6" box drawers One 12" file drawer Counterbalance weight is included in mobile and freestanding units 	Mobile	15	17 $\frac{1}{2}$	27 $\frac{9}{16}$	PEDMPBBF20	<input type="checkbox"/> <input type="checkbox"/>	216	106
		15	21 $\frac{1}{2}$	27 $\frac{9}{16}$	PEDMPBBF24	<input type="checkbox"/> <input type="checkbox"/>	216	109
		15	27 $\frac{1}{2}$	27 $\frac{9}{16}$	PEDMPBBF30	<input type="checkbox"/> <input type="checkbox"/>	223	120
	Freestanding	15	17 $\frac{1}{2}$	25 $\frac{3}{16}$	PEDFPBBF20	<input type="checkbox"/> <input type="checkbox"/>	217	107
		15	21 $\frac{1}{2}$	25 $\frac{3}{16}$	PEDFPBBF24	<input type="checkbox"/> <input type="checkbox"/>	217	121
		15	27 $\frac{1}{2}$	25 $\frac{3}{16}$	PEDFPBBF30	<input type="checkbox"/> <input type="checkbox"/>	242	130
 Four Drawer Pedestal <ul style="list-style-type: none"> Four 6" box drawers Counterbalance weight is included in mobile and freestanding units 	Mobile	15	21 $\frac{1}{2}$	27 $\frac{9}{16}$	PEDMPBBBB24	<input type="checkbox"/> <input type="checkbox"/>	244	131

A

B

HOW TO BUILD A MODEL NUMBER

A Select basic model.

B Select paint finish.

Black	27
Gray	29
Warm Gray	33
Sand	28
Lt. Tone	32
Medium Bronze	25

Eggshell White	31
Beige	50
Baltic	51
Bordeaux	52
COM	SP

INFORMATION

Lock

All units include a lock. Keying is random unless otherwise specified at time of order entry.

Accessories

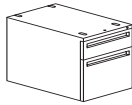

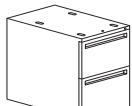
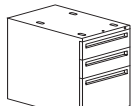
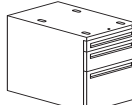
See page 12 for accessories.

Height

All freestanding pedestals include $\frac{1}{8}$ " allowance for glides in recessed position. Mobile pedestals include $2\frac{1}{16}$ " allowance for casters.

The Opus Group Pedestals

Hanging

Model	Feature	Dimensions			Model Number	Color	Destination	Weight
		W	D	H				
 Two Drawer File Pedestal • One 6" box drawer • One 12" file drawer with hanging folder partition	Hanging	15	21 $\frac{5}{8}$	19 $\frac{3}{16}$	PEDHPBF24	<input type="checkbox"/> <input type="checkbox"/>	\$146	70#
		15	27 $\frac{5}{8}$	19 $\frac{3}{16}$	PEDHPBF30	<input type="checkbox"/> <input type="checkbox"/>	187	76
 Four Drawer File Pedestal • Four 6" box drawers	Hanging	15	21 $\frac{5}{8}$	25 $\frac{1}{16}$	PEDHPBBB24	<input type="checkbox"/> <input type="checkbox"/>	180	130
 Two Drawer File Pedestal • Two 12" file drawers	Hanging	15	21 $\frac{5}{8}$	25 $\frac{1}{16}$	PEDHPFF24	<input type="checkbox"/> <input type="checkbox"/>	190	74
		15	27 $\frac{5}{8}$	25 $\frac{1}{16}$	PEDHPFF30	<input type="checkbox"/> <input type="checkbox"/>	200	80
 Three Drawer File Pedestal • Two 6" box drawers • One 12" file drawer	Hanging	15	21 $\frac{5}{8}$	25 $\frac{1}{16}$	PEDHPBBF24	<input type="checkbox"/> <input type="checkbox"/>	190	90
		15	27 $\frac{5}{8}$	25 $\frac{1}{16}$	PEDHPBBF30	<input type="checkbox"/> <input type="checkbox"/>	228	130
 Three Drawer Pedestal • One 3" pencil drawer with tray • One 6" box drawer • One 12" file drawer	Hanging	15	21 $\frac{5}{8}$	22 $\frac{1}{8}$	PEDHPPBF24	<input type="checkbox"/> <input type="checkbox"/>	205	79
		15	27 $\frac{5}{8}$	22 $\frac{1}{8}$	PEDHPPBF30	<input type="checkbox"/> <input type="checkbox"/>	220	130

A

B

HOW TO BUILD A MODEL NUMBER

A Select basic model.

B Select paint finish.

Black	27
Gray	29
Warm Gray	33
Sand	28
Lt. Tone	32
Medium Bronze	25

Eggshell White	31
Beige	50
Baltic	51
Bordeaux	52
COM	SP

INFORMATION

Lock

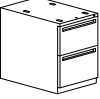
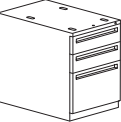
All units include a lock. Keying is random unless otherwise specified at time of order entry.

Accessories

See page 12 for accessories.

The Opus Group Pedestals

Worksurface-Supporting

Model	Feature	Dimensions			Model Number	Color	Destination	Weight
		W	D	H				
 Two Drawer File Pedestal <ul style="list-style-type: none"> • Two 12" file drawers • Includes four leveling glides 	Supporting	15	21 $\frac{5}{8}$	27 $\frac{3}{4}$	PEDWSPFF24	• <input type="checkbox"/> <input type="checkbox"/>	\$175	68#
		15	27 $\frac{5}{8}$	27 $\frac{3}{4}$	PEDWSPFF30	• <input type="checkbox"/> <input type="checkbox"/>	210	115
 Three Drawer File Pedestal <ul style="list-style-type: none"> • Two 6" box drawers • One 12" file drawer • Includes four leveling glides 	Supporting	15	21 $\frac{5}{8}$	27 $\frac{3}{4}$	PEDWSPBFF24	• <input type="checkbox"/> <input type="checkbox"/>	197	84
		15	27 $\frac{5}{8}$	27 $\frac{3}{4}$	PEDWSPBFF30	• <input type="checkbox"/> <input type="checkbox"/>	225	120

A

B

HOW TO BUILD A MODEL NUMBER

A Select basic model.

B Select paint finish.

Black	27
Gray	29
Warm Gray	33
Sand	28
Lt. Tone	32
Medium Bronze	25

Eggshell White	31
Beige	50
Baltic	51
Bordeaux	52
COM	SP

INFORMATION

Lock

All units include a lock. Keying is random unless otherwise specified at time of order entry.

Accessories

See page 12 for accessories.



The Opus Group Radius Front Pedestals

General Information

GENERAL INFORMATION

UNICOR Radius pedestals are available in sizes and drawer combinations to suit any personal storage requirement. Radius pedestals differ from standard Opus pedestals with $\frac{5}{8}$ " radiused front edges. Freestanding and mobile units are designed to fit below most worksurfaces. Hanging units are sized to fit under all UNICOR systems furniture.

Preconfigured Units

To simplify the specification process, UNICOR offers preconfigured pedestals in the most popular sizes with the most popular internal components. These units are assembled using standard components.

Height

Four pedestal styles are available. Heights include $\frac{1}{4}$ " allowance for leveling glides fully recessed. Freestanding: 22 $\frac{1}{4}$ ", 25 $\frac{3}{16}$ " Mobile: 24 $\frac{5}{8}$ ", 27 $\frac{9}{16}$ " Hanging: 19 $\frac{3}{16}$ ", 22 $\frac{1}{8}$ ", 25 $\frac{1}{16}$ ".

Depth

Products are available in three standard depths: 17 $\frac{5}{8}$ ", 21 $\frac{5}{8}$ " and 27 $\frac{5}{8}$ ".

Width

All products are 15" wide.

Drawer Dimensions

Refer to the illustrations for the range of drawer sizes and the height clearance of each.

CONSTRUCTION AND STANDARD FEATURES

Basic Shell

Twenty-gauge steel body with 18- and 20-gauge steel top and box frame front and back uprights. Uprights are notched in 3" intervals for drawer suspension mounting.

Drawers

Fronts: Two-piece metal construction. 22-gauge steel outerskin welded to 22-gauge inner liner. With full width inset pull. Drawer fronts overlap front of pedestal.

Three-inch (pencil) drawer: Single wall two-piece construction. Body 22-gauge; back 22-gauge. Operates on two section $\frac{3}{4}$ extension ball bearing suspension.

Six-inch (box) drawer: single wall two-piece construction. Body 22-gauge; back 22-gauge. Operates on two-section $\frac{3}{4}$ extension ball bearing suspension.

Adjustable Glides

Freestanding and floor supporting pedestals include four glides, adjustable from outside the cabinet. Standard glides provide $\frac{7}{8}$ " adjustment.

Counterbalance

Counterbalance weight is standard in all mobile units and in all freestanding units.

Caster Kit

Consists of four twin-wheel hooded casters. Front two casters are locking; rear two casters are non-locking.

Locks

Locks are standard on all units. The lock is a high-security single-bit type. Units are standard with random keys in a range of 100 different numbers. Specific keying combinations are available at no additional charge. This information must be included with the order.

Additional series locks are available at \$10 list price. Please contact the Customer Service Department. Locks can be master keyed. Master keys are available at \$30 list price.

All locks have removable and interchangeable plugs. This feature provides for onsite custom keying. Locks can be supplied with the plugs installed or shipped separately. To order plugs for field installation, specify "lock plugs not installed" on order. Order must specify total quantity of specific key-numbered locks.

Example: 30 plugs:
3 keyed alike
10 keyed alike
17 keyed alike

Paint Finishes

All products are chemically etched prior to painting. This process enhances top coat bonding. The top coat is epoxy powder paint.

All inside and outside shell and drawer surfaces are painted with the same specified paint color.

Interior components and accessories are painted black. Mechanical components are black chrome-plated.

Colors shown in the current swatch card are standard and are available where specifications call for painted surfaces.

Black	27
Gray	29
Warm Gray	33
Sand	28
Lt. Tone	32
Medium Bronze	25
Eggshell White	31
Beige	50
Baltic	51
Bordeaux	52
COM	SP

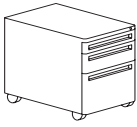


Special Paint Finishes

All special colors, including other manufacturers' standard enamel finishes, are available subject to the following conditions:

- Two steel color chips (minimum 3"x 5") are required for color matching purposes. Paper samples are acceptable; however, a reasonable tolerance must be allowed when comparing the two variations.
- All nonstandard colors are available at an up-charge and may be subject to extended lead times. Orders will not be processed until color match is approved. Verbal approval is accepted; however, written confirmation must follow. Contact Customer Service at 800-827-3168.

The Opus Group Radius Front Pedestals

Mobile and Freestanding

Model	Feature	Dimensions			Model Number	Color	Destination	Weight	
		W	D	H					
 <p>Pedestal</p> <ul style="list-style-type: none"> • One 3" pencil drawer with tray • One 6" box drawer • One 12" file drawer • Counterbalance weight included in mobile unit • Counterbalance weight recommended when freestanding unit is not under worksurface • Lock included 	Mobile	15	21 $\frac{5}{8}$	24 $\frac{5}{8}$	PEDMPPBF24RF	• <input type="checkbox"/> <input type="checkbox"/>	\$230	107#	
		15	27 $\frac{5}{8}$	24 $\frac{5}{8}$	PEDMPPBF30RF	• <input type="checkbox"/> <input type="checkbox"/>	256	130	
	Freestanding	15	21 $\frac{5}{8}$	22 $\frac{1}{4}$	PEDFPPBF24RF	• <input type="checkbox"/> <input type="checkbox"/>	229	119	
		15	27 $\frac{5}{8}$	22 $\frac{1}{4}$	PEDFPPBF30RF	• <input type="checkbox"/> <input type="checkbox"/>	254	130	
	 <p>Pedestal</p> <ul style="list-style-type: none"> • Two 12" file drawers • Counterbalance weight included in mobile unit • Counterbalance weight recommended when freestanding unit is not under worksurface • Lock included 	Mobile	15	21 $\frac{5}{8}$	27 $\frac{9}{16}$	PEDMPFF24RF	• <input type="checkbox"/> <input type="checkbox"/>	209	122
			15	27 $\frac{5}{8}$	27 $\frac{9}{16}$	PEDMPFF30RF	• <input type="checkbox"/> <input type="checkbox"/>	232	134
Freestanding		15	21 $\frac{5}{8}$	25 $\frac{3}{16}$	PEDFPFF24RF	• <input type="checkbox"/> <input type="checkbox"/>	212	123	
		15	27 $\frac{5}{8}$	25 $\frac{3}{16}$	PEDFPFF30RF	• <input type="checkbox"/> <input type="checkbox"/>	230	125	
 <p>Pedestal</p> <ul style="list-style-type: none"> • Two 6" box drawers • One 12" file drawer • Counterbalance weight included in mobile unit • Counterbalance weight recommended when freestanding unit is not under worksurface • Lock included 		Mobile	15	21 $\frac{5}{8}$	27 $\frac{9}{16}$	PEDMPBBF24RF	• <input type="checkbox"/> <input type="checkbox"/>	227	117
			15	27 $\frac{5}{8}$	27 $\frac{9}{16}$	PEDMPBBF30RF	• <input type="checkbox"/> <input type="checkbox"/>	255	128
	Freestanding	15	21 $\frac{5}{8}$	25 $\frac{3}{16}$	PEDFPBBF24RF	• <input type="checkbox"/> <input type="checkbox"/>	225	129	
		15	27 $\frac{5}{8}$	25 $\frac{3}{16}$	PEDFPBBF30RF	• <input type="checkbox"/> <input type="checkbox"/>	253	130	

A

B

HOW TO BUILD A MODEL NUMBER

A Select basic model.

B Select paint finish.

Black	27
Gray	29
Warm Gray	33
Sand	28
Lt. Tone	32
Medium Bronze	25

Eggshell White	31
Beige	50
Baltic	51
Bordeaux	52
COM	SP

INFORMATION

Lock

All units include a lock. Keying is random unless otherwise specified at time of order entry.

Accessories



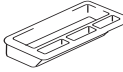

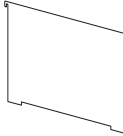
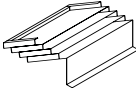
See page 12 for accessories.

Height

All freestanding pedestals include $\frac{1}{8}$ " allowance for glides in recessed position. Mobile pedestals include $2\frac{5}{16}$ " allowance for casters.

The Opus Group Pedestals

Accessories

Model	Feature	Dimensions			Model Number	Color	Destination
		W	D	H			
	Glide Kit <ul style="list-style-type: none"> Adds 1/8 to 1 inch to pedestal height Set of four 				PEDGLIDSET	• <input type="checkbox"/> <input type="checkbox"/>	\$ 7
	Caster Kit <ul style="list-style-type: none"> Converts freestanding pedestals to mobile units Adds 2 9/16 inches to pedestal height Must use with counterbalance weight Set of four 			2 9/16	PEDCASTERSET	• <input type="checkbox"/> <input type="checkbox"/>	9
	Pencil Tray <ul style="list-style-type: none"> For 3" pencil and 6" box drawers Black finish only 	12 1/8	4	1	PTR0004		9
	6" Partition <ul style="list-style-type: none"> For 6" box drawers Black enamel finish only Sold in single units 	12 1/8		3 3/4	DIVIDER6		9
	Hanging Folder Partition <ul style="list-style-type: none"> For 12" (pedestal) file drawers Black enamel finish only Sold in single units 	12 1/8		3	DIVIDER12		9
	Diagonal Tray				KP40275		16

A

B

HOW TO BUILD A MODEL NUMBER

A Select basic model.

B Select paint finish.

Black	27
Gray	29
Warm Gray	33
Sand	28
Lt. Tone	32
Medium Bronze	25

Eggshell White	31
Beige	50
Baltic	51
Bordeaux	52
COM	SP

INFORMATION

Lock

All units include a lock. Keying is random unless otherwise specified at time of order entry.



The Opus Group Lateral Files & Cabinet/File

General Information

GENERAL INFORMATION

Our lateral files are designed to efficiently accommodate virtually any filing and storage requirement.

Preconfigured Units

To simplify the specification process, we offer preconfigured files and storage cabinets in the most popular sizes with the most popular internal components. These units are assembled using standard components.

Depth

All lateral files and storage cabinets are 18" deep.

Width

Lateral files and storage cabinets are available in three standard widths: 30", 36" and 42" in most models.

Drawer Dimensions

Refer to the illustrations on the next page for the range of drawer sizes and the height clearance of each.

CONSTRUCTION AND STANDARD FEATURES

Basic Shell

The shell is common to lateral file and storage cabinet units. Uprights are punched to accept interior components on 1½" centers. Uprights and top and bottom reinforcements are welded into rigid "boxframe." Constructed of 18- and 20-gauge steel. Seamless back and top with reinforced corners.

Illustrated shell heights include ⅝" for adjustable glide in recessed position.

Doors/Drawers

Drawer fronts: 20-gauge steel with full-width flush inset pull and label holder. Fronts are screw-mounted to roll-out shelves to build drawers. Roll-out shelf body: 20-gauge steel slotted on 1" or 1½" centers to accept dividers. Leading edge formed to provide pull; center section offset for additional strength. Shelf ends: 18-gauge steel, notched to accept hanging folder bars. Each roll-out shelf equipped with two heavy-duty, three-section, ball-bearing suspensions. Components have been tested to accept loads of 125 lbs. This exceeds ANSI/BIFMA X5.2-1997 standards for lateral files.

Hinged door: 20-gauge steel, double-wall construction. Equipped with outward stop to prevent contact with adjacent cabinet and full height vertical flush inset pull.

Shelves

Blank shelf: 22-gauge steel, formed 1" thick on front and back edges. Shelf offset along width to increase strength. Slotted on 1" increments to accept plate dividers.

Lateral files meet or exceed ANSI/BIFMA X5.2-1997 standards.

Receding Door

20-gauge steel with full-width flush inset pull and label holder. Doors have guiding mechanism fitted with nylon glides to prevent metal-to-metal contact and ensure effortless operation.

The diagrams on the following page identify various shelf and drawer combinations and related height clearances behind a receding door. The diagrams illustrate typical use. Additional interior options can be installed behind a receding door.

Note: Dimensions have been taken from the front raised edge of the roll-out shelf

Accessories

Plate dividers, 18-gauge steel, notched to lock into shelf.

Folder bars, 12-gauge steel, offset to maximize strength.

Adjustable Glides

Lateral files and storage cabinets are supplied with four adjustable glides. The glides can be adjusted from inside the cabinet using a ¼" hex socket wrench, or from outside the cabinet using a ⅞" wrench. Standard glides provide ¾" adjustment; longer glides are also available. Overall cabinet heights include the glide in its recessed position.

Locks

Locks are standard on all units. The lock is a high security, single bit type. Units are standard with random keys in a range of 100 different numbers. Specific keying combinations are available at no additional charge. This information must be included with the order. Locks can be master keyed.

All locks have removable and interchangeable plugs. This feature provides for onsite custom keying. Locks can be supplied with the plugs installed or shipped separately. To order plugs for field installation, specify "lock plugs not installed" on order. Order must specify total quantity of specific key-numbered locks.

Example: 30 plugs:
3 keyed alike
10 keyed alike
17 keyed alike

Interlock Mechanisms

All lateral files are equipped with a unique patented interlock safety system which permits only one drawer to be opened at a time. The system is designed to reduce the risk of a stand alone unit tipping over.

Standard Paint Finishes

All products are chemically etched prior to painting. This process enhances top coat bonding. The top coat is a high solids epoxy enamel. The enamel is baked on to provide a scratch- and stain-resistant surface.

Interior components and accessories are black. Mechanical components are black chrome-plated.

Colors shown in the current swatch card are standard and are available where specifications call for painted surfaces.

Black	27
Gray	29
Warm Gray	33
Sand	28
Lt. Tone	32
Medium Bronze	25
Eggshell White	31
Beige	50
Baltic	51
Bordeaux	52
COM	SP

Special Paint Finishes

All special colors, including other manufacturers' standard enamel finishes, are available subject to the following conditions:

- Two steel color chips (minimum 3"x 5") are requested for color matching purposes. Paper samples are acceptable; however, a reasonable tolerance must be allowed when comparing the two variations.
- All nonstandard colors are available at an up-charge and may be subject to extended lead times. Orders will not be processed until color match is approved. Verbal approval is accepted; however, written confirmation must follow.

INSTALLATION

Caution Labels

Caution- and safety-related information is contained on a peel-off label affixed to the front of the cabinet. This label is to be removed by the customer.

Caution information is also permanently affixed to the left side of each drawer.

Both labels contain important installation and loading information.

Installation Information

Complete instructions on the proper installation and use of the files are provided in a Users Guide in each file shipped.

The instructions refer to correct methods of leveling, ganging and loading.

The Opus Group Lateral Files & Cabinet/File

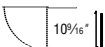

Dimensions

Inside Drawer and Shelf Dimensions*	30W x 18D Cabinet			36W x 18D Cabinet			42W x 18D Cabinet		
	W	D	H	W	D	H	W	D	H
12" Single Rollout Shelf	26 ³ / ₄ "	15 ⁷ / ₈ "	10 ⁹ / ₁₆ "	32 ³ / ₄ "	15 ⁷ / ₈ "	10 ⁹ / ₁₆ "	38 ³ / ₄ "	15 ³ / ₄ "	10 ⁹ / ₁₆ "
12" Drawer	26 ³ / ₄ "	15 ⁷ / ₈ "	11 ¹ / ₂ "	32 ³ / ₄ "	15 ⁷ / ₈ "	11 ¹ / ₂ "	38 ³ / ₄ "	15 ³ / ₄ "	11 ¹ / ₂ "

* Dimensions have been taken from the front raised edge of rollout shelf. The inside clear dimension wide approximately 1/8" greater.

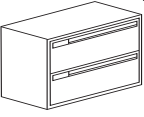
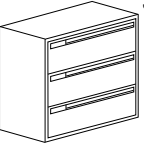
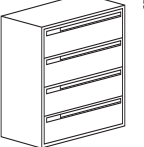
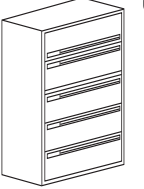
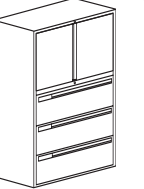
Hanging File Configurations		30W Cabinet		36W Cabinet		42W Cabinet	
		Accessories Required	Inches of filing space	Accessories Required	Inches of filing space	Accessories Required	Inches of filing space
Letter	side-to-side	(1) set type A	26 ³ / ₄	(1) set type A	32 ³ / ₄	(1) set type A	38 ³ / ₄
	front-to-back	(1) set type A (2) set type K	30 ¹ / ₄	(1) set type A (2) set type K	30 ¹ / ₄	(1) set type A (3) set type K	45 ³ / ₈
Legal	side-to-side	(1) set type A	26 ³ / ₄	(1) set type A	32 ³ / ₄	(1) set type A	38 ³ / ₄
	front-to-back	(1) set type A (1) set type K	25 ¹ / ₈	(1) set type A (2) set type K	30 ¹ / ₄	(1) set type A (2) set type K	37 ¹ / ₄
EDP	side-to-side	(1) set type A	26 ³ / ₄	(1) set type A	32 ³ / ₄	(1) set type A	38 ³ / ₄

Inside Clear Dimensions of Shelf and Drawer Options

	12" Rollout Shelf Behind Receding Door	Drawer
12"		

The Opus Group Lateral Files

12" Drawer Fronts

Model	Dimensions			Model Number	Color	Destination	Weight
	W	D	H				
 <p>27" File, 2 high</p> <ul style="list-style-type: none"> Two 12" drawers with type-A folder bars Counterbalance weight is included. 	30	18	27	LATFF230	• □ □	\$318	169#
	36	18	27	LATFF236	• □ □	329	176
	42	18	27	LATFF242	• □ □	379	198
 <p>39 1/4" File, 3 high</p> <ul style="list-style-type: none"> Three 12" drawers with type-A folder bars Counterbalance weight is included. 	30	18	39 1/4	LATFF330	• □ □	450	210
	36	18	39 1/4	LATFF336	• □ □	475	213
	42	18	39 1/4	LATFF342	• □ □	490	230
 <p>51 1/2" File, 4 high</p> <ul style="list-style-type: none"> Four 12" drawers with type-A folder bars Counterbalance weight is included. 	30	18	51 1/2	LATFF430	• □ □	505	230
	36	18	51 1/2	LATFF436	• □ □	579	254
	42	18	51 1/2	LATFF442	• □ □	615	278
 <p>65 9/32" File, 5 high</p> <ul style="list-style-type: none"> One 12" receding door/rollout shelf with plate dividers One 1 1/2" tie bar Four 12" drawers with type-A folder bars Counterbalance weight is included. 	30	18	65 9/32	LATFF530	• □ □	598	278
	36	18	65 9/32	LATFF536	• □ □	685	300
	42	18	65 9/32	LATFF542	• □ □	740	324
 <p>65 9/32" Cabinet/File</p> <ul style="list-style-type: none"> Two 24" hinged doors insert with one blank shelf One 1 1/2" locking tie bar shelf One 1 1/2" posting shelf One 10 1/2" drawer with FBA folder bars Two 12" drawers with type-A folder bars for side-to-side filing Cabinet supplied with two locks; one lock controls hinged doors, other lock controls drawers, keyed-alike unless otherwise specified. Counterbalance weight included. 	30	18	65 9/32	LATFFMP530	• □ □	751	264
	36	18	65 9/32	LATFFMP536	• □ □	793	292
	42	18	65 9/32	LATFFMP542	• □ □	830	303

A

B

HOW TO BUILD A MODEL NUMBER

A Select basic model.

B Select paint finish.

Black	27
Gray	29
Warm Gray	33
Sand	28
Lt. Tone	32
Medium Bronze	25

Eggshell White	31
Beige	50
Baltic	51
Bordeaux	52
COM	SP

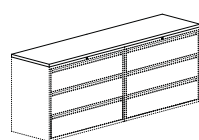
INFORMATION

Lock

All units include a lock. Keying is random unless otherwise specified at time of order entry.

The Opus Group Lateral Files

Laminate File Tops



Laminate Tops for Lateral Files

- Constructed of particle board between laminate and backer with vinyl molding around the perimeter of the surface.
- Specify laminate and trim color.
- 60" to 84" top to place on two or three adjacent files.
- Mounting hardware not included; recommend 2-sided tape or self-drilling screws.

Model	Feature	Dimensions			Model Number	Trim Color	Laminate	Destination	Weight
		W	D	H					
	Fits one 30" wide lateral	30	18	1 1/4"	CIFFT1830	• □	• □ □	\$ 85	22
	Fits one 36" wide lateral	36	18	1 1/4"	CIFFT1836	• □	• □ □	90	26
	Fits one 42" wide lateral	42	18	1 1/4"	CIFFT1842	• □	• □ □	100	28
	Fits two 30" wide laterals	60	18	1 1/4"	CIFFT1860	• □	• □ □	115	32
	Fits one 30" & one 36" wide laterals	66	18	1 1/4"	CIFFT1866	• □	• □ □	120	36
	Fits two 36" or one 30" & one 42" laterals	72	18	1 1/4"	CIFFT1872	• □	• □ □	125	40
	Fits one 36" & one 42" wide laterals	78	18	1 1/4"	CIFFT1878	• □	• □ □	140	45
	Fits two 42" wide laterals	84	18	1 1/4"	CIFFT1884	• □	• □ □	145	50

A

B

C

HOW TO BUILD A MODEL NUMBER

A Select basic model.

B Select trim color.

B = Black

G = Blue Grey

L = Light Tone

S = Sand

W = Warm Grey

C Select laminate color.

AA = Cream

AB = Champagne

AC = Barcelona

AD = Tidal Sand

AE = Porcelain

AF = Aruba Tan

AG = Black

AH = Dark Gray

AI = Greige

AJ = Fog

AK = Black Grandin

AL = Smoke Granite

AM = Sand Grandin

AN = Light Granite

AO = Tundra

AP = Earthen

AQ = Rose Grafix

AR = Shale Grafix

AS = Sierra Grafix

AT = Beige Grafix

AU = Sand Stone

AV = Kentucky Walnut

AW = Tennessee Oak

AX = Light Oak

AY = Red Birch

AZ = Light Ash

BA = Philadelphia Cherry

BB = Pennsylvania Cherry

OA = Oak

PA = Pearwood



MA = Mahogany

GA = Maple

ZZ = COM

The Opus Group Lateral Files


Lateral File Accessories

Model	Dimensions W D H	Model Number	Destination
	Plate Dividers <ul style="list-style-type: none"> • For 12", 13½" and 15" rollout shelves and drawers • Priced per set of three • Dark Tone enamel finish only 	C1FFFD3B	\$10.50
	Hanging Folder Rails <ul style="list-style-type: none"> • Set of two allows one row of front-to-back filing • Available in black only 	C1FFHFR2B	11.50

Ⓐ

HOW TO BUILD A MODEL NUMBER

Ⓐ Select basic model.



The Opus Group Vertical Files

General Information

GENERAL INFORMATION

Vertical files are available in sizes to suit virtually any paper storage requirements. 11" high drawers are available in combinations of 2, 3, 4 or 5 drawers. Vertical files are available in either 15" width for letter size paper, or 18" width for legal size paper. Drawers come preconfigured with either folder bars for hanging files, or compressor followers. If both accessories are desired in one drawer, order the unit with compressor followers, and separately order one set of folder bars for each drawer.

Preconfigured Units

To simplify the specification process, we offer preconfigured verticals in the most popular sizes with the most popular internal components. These units are assembled using standard components.

Height

Four vertical file heights are available. Heights include 1/8" allowance for leveling glides fully recessed.

Depth

All vertical files are nominal 30" deep models. The actual depth is 27 5/8".

Width

Vertical files are available in 15" width for letter size paper or 18" for legal size paper.

CONSTRUCTION AND STANDARD FEATURES

Basic Shell

The shell is a 20-gauge steel unit with four 18-gauge vertical uprights. The uprights are pierced to allow internal components to fit in precise positions.

Drawers

Drawer fronts are 22-gauge fronts and 22-gauge inner surfaces spot welded together to form a 3/4" thick front. Fronts are screw mounted to roll out shelf bodies and feature a full width flush inset pull with a label holder.

The drawer body is 22-gauge formed steel that is punched to accept the option of either compressor follower mechanisms or hanging folder bars.

Suspensions

The three piece progressive action suspension assembly allows the back of the drawer to extend clear of the front face of the cabinet. The suspension features 116 hardened steel ball bearings per suspension.

Adjustable Glides

Vertical files are supplied with two adjustable glides near the front edge of the cabinet. The glides can be adjusted from inside the cabinet using either a straight blade screwdriver or a 1/4" hex socket wrench, or outside using a 7/8" wrench. Glides provide 3/4" of adjustment.

Locks

Locks are standard on all units. The lock is a high security, single bit type. Units are standard with random keys in a range of 100 different numbers. Specific keying combinations are available at no additional charge. This information must be included with the order.

All locks have removable and interchangeable cores. This feature provides for onsite custom keying. Locks can be supplied with the cores installed or shipped separately. To order cores for field installation, specify "lock cores not installed" on order. Order must specify total quantity of specific key-numbered locks.

Example: 30 cores:
3 keyed alike
10 keyed alike
17 keyed alike

Interlock Mechanisms

All vertical files are equipped with a unique patented interlock safety system which permits only one drawer to be opened at a time. The system is designed to reduce the risk of a stand alone unit tipping over.

Paint Finishes

All products are chemically etched prior to painting. This process enhances top coat bonding. The top coat is a high solids modified polyester enamel. The enamel is baked on to provide a scratch- and stain-resistant surface.

Interior components and accessories are black.

Colors shown in the current swatch card are standard and are available where specifications call for painted surfaces.

Black	27
Gray	29
Warm Gray	33
Sand	28
Lt. Tone	32
Medium Bronze	25
Eggshell White	31
Beige	50
Baltic	51
Bordeaux	52
COM	SP

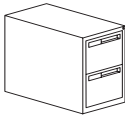


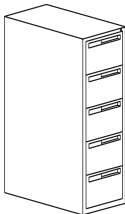
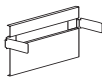
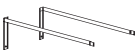
Special Paint Finishes

All special colors, including other manufacturers' standard enamel finishes, are available subject to the following conditions:

1. Two steel color chips (minimum 3"x 5") are requested for color matching purposes. Paper samples are acceptable; however, a reasonable tolerance must be allowed when comparing the two variations.
2. All nonstandard colors, except metallic paints, are available at no up-charge, but may be subject to extended lead times. Orders will not be processed until color match is approved. Verbal approval is accepted; however, written confirmation must follow.

The Opus Group Vertical Files

Letter and Legal Size Files

Model	Feature	Accessory	Dimensions Model			Number	Color	Destination	Weight
			W	D	H				
 <p>25³/₄" High • Two 11" drawers with either folder bars or compressor follower in each drawer.</p>	Letter	Compressor	15	27 ⁵ / ₈	25 ³ / ₄	VER15302DCF	• □ □	\$198	98#
	Letter	Folder Bars	15	27 ⁵ / ₈	25 ³ / ₄	VER15302DFB	• □ □	198	98
	Legal	Compressor	18	27 ⁵ / ₈	25 ³ / ₄	VER18302DCF	• □ □	239	105
	Legal	Folder Bars	18	27 ⁵ / ₈	25 ³ / ₄	VER18302DFB	• □ □	239	105
 <p>36⁷/₈" High • Three 11" drawers with either folder bars or compressor follower in each drawer.</p>	Letter	Compressor	15	27 ⁵ / ₈	36 ⁷ / ₈	VER15303DCF	• □ □	269	126
	Letter	Folder Bars	15	27 ⁵ / ₈	36 ⁷ / ₈	VER15303DFB	• □ □	269	126
	Legal	Compressor	18	27 ⁵ / ₈	36 ⁷ / ₈	VER18303DCF	• □ □	298	136
	Legal	Folder Bars	18	27 ⁵ / ₈	36 ⁷ / ₈	VER18303DFB	• □ □	298	136
 <p>48" High • Four 11" drawers with either folder bars or compressor follower in each drawer.</p>	Letter	Compressor	15	27 ⁵ / ₈	48	VER15304DCF	• □ □	298	150
	Letter	Folder Bars	15	27 ⁵ / ₈	48	VER15304DFB	• □ □	298	150
	Legal	Compressor	18	27 ⁵ / ₈	48	VER18304DCF	• □ □	339	169
	Legal	Folder Bars	18	27 ⁵ / ₈	48	VER18304DFB	• □ □	339	169
 <p>59¹/₈" High • Five 11" drawers with either folder bars or compressor follower in each drawer.</p>	Letter	Compressor	15	27 ⁵ / ₈	59 ¹ / ₈	VER15305DCF	• □ □	359	191
	Letter	Folder Bars	15	27 ⁵ / ₈	59 ¹ / ₈	VER15305DFB	• □ □	359	191
	Legal	Compressor	18	27 ⁵ / ₈	59 ¹ / ₈	VER18305DCF	• □ □	398	203
	Legal	Folder Bars	18	27 ⁵ / ₈	59 ¹ / ₈	VER18305DFB	• □ □	398	205
 <p>Compressor • 15" fits into any letter size drawer; 18" fits any legal size drawer. • Dark tone enamel finish. • Includes parts required for one drawer.</p>	Letter		15	1	7	CIV15CF	• □ □	12.50	
	Legal		18	1	7	CIV18CF	• □ □	12.50	
 <p>Folder Bars • Fits any letter or legal size drawer. • Dark tone enamel finish. • Includes parts required for one drawer.</p>			1	26	9	CIV30FB	• □ □	13.00	

A

B

HOW TO BUILD A MODEL NUMBER

A Select basic model.

B Select paint finish.

Black	27
Gray	29
Warm Gray	33
Sand	28
Lt. Tone	32
Medium Bronze	25

Eggshell White	31
Beige	50
Baltic	51
Bordeaux	52
COM	SP

INFORMATION

Lock

All units include a lock. Keying is random unless otherwise specified at time of order entry.

The Opus Group Bookcases

General Information

GENERAL INFORMATION

Bookcases have been designed to optimally store standard three-ring binders on **all** shelves. Shelves are adjustable on 1" increments to accommodate other media storage needs.

The units described on the following pages are to suit the most common storage requirements.

Height

Bookcases are available in four standard heights. Heights include ½" allowance for leveling glides fully recessed.

Depth

Bookcases are available in two standard depths: 12" and 15".

Width

All bookcases are 30" and 36" wide.

Shelf Clearance

Refer to the next page for height and depth clearance dimensions.

CONSTRUCTION AND STANDARD FEATURES

Basic Shell

Shells are unique to bookcases, featuring a flush inner liner. The liner is punched to accept shelf brackets on 1" increments, starting approximately 8" from the bottom of the cabinet and terminating approximately 8" from the top of the cabinet. The liners, top and bottom reinforcements are welded into a rigid box frame. The shell is constructed from 18- and 20-gauge steel, with multiple strategically located offsets to maximize strength. The back is seamless. All corners are reinforced.

Illustrated shell heights include ½" for adjustable glide in recessed position.

Shelves

Shelves are constructed using 22-gauge steel, formed ¼" thick on the leading and trailing edges to enhance strength.

Adjustable Glides

Bookcases are supplied with four adjustable glides. The glides can be adjusted from inside the bookcase using a ¼" hex socket wrench, or from outside the bookcase using a ⅜" wrench. Standard glides provide ¾" adjustment; longer glides are also available. Overall bookcase heights include the glide in its recessed position.

Standard Paint Finishes

All products are chemically etched prior to painting. This process enhances top coat bonding. The top coat is a high solids epoxy enamel. The enamel is baked on to provide a scratch- and stain-resistant surface.

Interior components and accessories are black. Mechanical components are black chrome-plated.

Colors shown in the current swatch card are standard and are available where specifications call for painted surfaces.

Black	27
Gray	29
Warm Gray	33
Sand	28
Lt. Tone	32
Medium Bronze	25
Eggshell White	31
Beige	50
Baltic	51
Bordeaux	52
COM	SP

Special Paint Finishes

All special colors, including other manufacturers' standard enamel finishes, are available subject to the following conditions.

- Two steel color chips (minimum 3"x5") are requested for color matching purposes. Paper samples are acceptable, however, a reasonable tolerance must be allowed when comparing the two variations.
- All nonstandard colors are available at no additional charge (excluding hi-chromatic colors), but may be subject to extended lead times. Order will not be processed until color match is approved. Written confirmation must accompany order.
- Textured paint finishes are available at a 5% up-charge. KI has a set of standard textured paints available at a 5% up-charge. All other nonstandard textured colors follow the same procedure for color matching as listed above.
- Special Metallic or Mica finishes must follow the following procedure:

All Metallic and Mica finishes are subject to an up-charge. The up-charge will be based on the particular color requested.

All Metallics or Micas must provide a steel color chip sample.

All Metallic or Mica finishes require a 3-week turnaround on samples and do require an extended lead time on the actual order.

Please be aware that metallic finishes can be inconsistent. The metal fleck can create patterns that are visible on large flat surfaces.

The Opus Group Bookcases

Dimensions

Inside Clear Dimensions

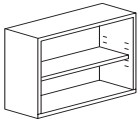
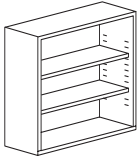
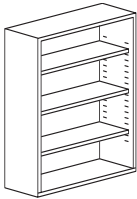
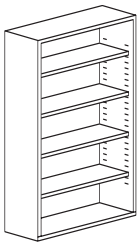

Bookcase Height	Inside Width		Inside Depth	
	30" model	36" model	12" model	15" model
28 ¹⁵ / ₃₂ "	28 ¹ / ₂ "	34 ¹ / ₂ "	11 ¹ / ₂ "	14 ¹ / ₂ "
42 ⁵ / ₁₆ "	28 ¹ / ₂ "	34 ¹ / ₂ "	11 ¹ / ₂ "	14 ¹ / ₂ "
54 ⁵ / ₁₆ "	28 ¹ / ₂ "	34 ¹ / ₂ "	11 ¹ / ₂ "	14 ¹ / ₂ "
66 ¹ / ₁₆ "	28 ¹ / ₂ "	34 ¹ / ₂ "	11 ¹ / ₂ "	14 ¹ / ₂ "

Bookcase Height	Top Opening	Middle Opening	Bottom Opening
28 ¹⁵ / ₃₂ "	12 ⁵ / ₁₆ "		12 ² / ₁₆ "
42 ⁵ / ₁₆ "	12 ²⁹ / ₆₄ "	12 ¹ / ₄ "	12 ⁷ / ₆₄ "
54 ⁵ / ₁₆ "	12 ²⁹ / ₆₄ "	12 ¹ / ₄ "	13 ¹ / ₆₄ "
66 ¹ / ₁₆ "	12 ⁵ / ₁₆ "	12 ¹ / ₄ "	12 ² / ₁₆ "

Note: Dimensions shown above are with shelves located to provide for storage of three-ring binders. Shelves are easily adjustable on 1" increments. Dimensions will vary accordingly.

The Opus Group Bookcases

12", 15", and 18" Deep

	Model	Dimensions			Model Number	Color	Destination	Weight
		W	D	H				
	28¹⁵/₃₂" High • One adjustable shelf	30	12	28 ¹⁵ / ₃₂	BC30121S	• □ □	\$155	65#
		36	12	28 ¹⁵ / ₃₂	BC36121S	• □ □	164	70
		30	15	28 ¹⁵ / ₃₂	BC30151S	• □ □	166	75
		36	15	28 ¹⁵ / ₃₂	BC36151S	• □ □	185	80
		36	18	28 ¹⁵ / ₃₂	BC36181S	• □ □	198	84
	42⁵/₁₆" High • Two adjustable shelves	30	12	42 ⁵ / ₁₆	BC30122S	• □ □	195	78
		36	12	42 ⁵ / ₁₆	BC36122S	• □ □	198	78
		30	15	42 ⁵ / ₁₆	BC30152S	• □ □	207	80
		36	15	42 ⁵ / ₁₆	BC36152S	• □ □	237	80
	54⁹/₁₆" High • Three adjustable shelves	30	12	54 ⁹ / ₁₆	BC30123S	• □ □	237	90
		36	12	54 ⁹ / ₁₆	BC36123S	• □ □	249	90
		30	15	54 ⁹ / ₁₆	BC30153S	• □ □	249	91
		36	15	54 ⁹ / ₁₆	BC36153S	• □ □	254	91
	66¹³/₁₆" High • Four adjustable shelves	30	12	66 ¹³ / ₁₆	BC30124S	• □ □	271	96
		36	12	66 ¹³ / ₁₆	BC36124S	• □ □	279	105
		30	15	66 ¹³ / ₁₆	BC30154S	• □ □	279	154
		36	15	66 ¹³ / ₁₆	BC36154S	• □ □	310	135
		36	18	66 ¹³ / ₁₆	BC36184S	• □ □	329	164
	Book End Support • Dark Tone enamel finish	1½	12	8	BOOKEND12		11	
		1½	15	8	BOOKEND15		12	
		1½	18	8	BOOKEND18		13	

A

B

HOW TO BUILD A MODEL NUMBER

A Select basic model.

B Select paint finish.

Black	27
Gray	29
Warm Gray	33
Sand	28
Lt. Tone	32
Medium Bronze	25

Eggshell White	31
Beige	50
Baltic	51
Bordeaux	52
COM	SP

INFORMATION

Lock

All units include a lock. Keying is random unless otherwise specified at time of order entry.

Height

All freestanding units include 1/8" allowance for glides in recessed position.



The Opus Group Kiosk Storage Units

General Information

GENERAL INFORMATION

Our kiosk units were designed to offer multiple storage options in one complete unit. These components are designed to efficiently accommodate virtually any filing and storage requirement.

Preconfigured Units

To simplify the specification process, we offer preconfigured kiosk units in the most popular sizes with the most popular internal components. These units are assembled using standard components.

Depth

All kiosk and storage cabinets are 24" deep.

Width

Kiosks are available in two standard widths: 30" and 36" in most models.

CONSTRUCTION AND STANDARD FEATURES

Basic Shell

The shell is common to lateral file and storage cabinet units. Uprights are punched to accept interior components on 1½" centers. Uprights and top and bottom reinforcements are welded into rigid "boxframe." Constructed of 18- and 20-gauge steel. Seamless back and top with reinforced corners.

Illustrated shell heights include ¼" for adjustable glide in recessed position.

Doors/Drawers

Drawer fronts: 20-gauge steel with full-width flush inset pull and label holder. Fronts are screw-mounted to roll-out shelves to build drawers. Roll-out shelf body: 20-gauge steel slotted on 1" or 1½" centers to accept dividers. Leading edge formed to provide pull; center section offset for additional strength. Shelf ends: 18-gauge steel, notched to accept hanging folder bars. Each roll-out shelf equipped with two heavy-duty, three-section, ball-bearing suspensions.

Components have been tested to accept loads of 125 lbs. This exceeds ANSI/BIFMA X5.2-1997 standards for lateral files.

Hinged door: 20-gauge steel, double-wall construction. Equipped with full height vertical flush inset pull.

Shelves

Blank shelf: 22-gauge steel, formed 1" thick on front and back edges. Shelf offset along width to increase strength. Slotted on 1" increments to accept plate dividers.

Lateral files meet or exceed ANSI/BIFMA X5.2-1997 standards.

Accessories

Plate dividers, 18-gauge steel, notched to lock into shelf.

Folder bars, 12-gauge steel, offset to maximize strength.

Adjustable Glides

Kiosks are supplied with four adjustable glides. The glides can be adjusted from inside the cabinet using a ¼" hex socket wrench, or from outside the cabinet using a ⅜" wrench. Standard glides provide ¾" adjustment; longer glides are also available. Overall cabinet heights include the glide in its recessed position.

Locks

Locks are standard on all units. The lock is a high security, single bit type. Units are standard with random keys in a range of 100 different numbers. Specific keying combinations are available at no additional charge. This information must be included with the order. Locks can be master keyed.

All locks have removable and interchangeable plugs. This feature provides for onsite custom keying. Locks can be supplied with the plugs installed or shipped separately. To order plugs for field installation, specify "lock plugs not installed" on order. Order must specify total quantity of specific key-numbered locks.

Example: 30 plugs:
3 keyed alike
10 keyed alike
17 keyed alike

Interlock Mechanisms

All lateral files are equipped with a unique patented interlock safety system which permits only one drawer to be opened at a time. The system is designed to reduce the risk of a stand alone unit tipping over.

Standard Paint Finishes

All products are chemically etched prior to painting. This process enhances top coat bonding. The top coat is a high solids epoxy enamel. The enamel is baked on to provide a scratch- and stain-resistant surface.

Interior components and accessories are black. Mechanical components are black chrome-plated.

Colors shown in the current swatch card are standard and are available where specifications call for painted surfaces.

Black	27
Gray	29
Warm Gray	33
Sand	28
Lt. Tone	32
Medium Bronze	25
Eggshell White	31
Beige	50
Baltic	51
Bordeaux	52
COM	SP

Special Paint Finishes

All special colors, including other manufacturers' standard enamel finishes, are available subject to the following conditions:

1. Two steel color chips (minimum 3"x 5") are requested for color matching purposes. Paper samples are acceptable; however, a reasonable tolerance must be allowed when comparing the two variations.
2. All nonstandard colors are available at an up-charge and may be subject to extended lead times. Orders will not be processed until color match is approved. Verbal approval is accepted; however, written confirmation must follow. Contact Customer Service at 800-827-3168.

INSTALLATION

Caution Labels

Caution- and safety-related information is contained on a peel-off label affixed to the front of the cabinet. This label is to be removed by the customer.

Caution information is also permanently affixed to the left side of each drawer.

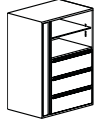
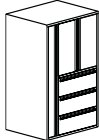
Both labels contain important installation and loading information.

Installation Information

Complete instructions on the proper installation and use of the files are provided in a Users Guide in each file shipped.

The instructions refer to correct methods of leveling, ganging and loading.

The Opus Group Kiosk Storage Units

Model	Dimensions			Model Number	Color	Destination	Weight
	W	D	Door End				
 <p>Kiosk with Open Bookshelf</p> <ul style="list-style-type: none"> • Steel kiosk available in 30" and 36" width, 65½" height and 24" depth. • Kiosk includes three 12" high x 24" or 30" wide lateral filing drawers with folder bars. One lock secures all three drawers. • Kiosk includes a 6" wide full height wardrobe area with a separate lock and coat hanger rod. • Wardrobe door must be specified on right or left side of kiosk. • Open bookcase area has one adjustable blank shelf and a blank bottom shelf. 	30	24	Right	KIOSK3024RHOP	• <input type="checkbox"/> <input type="checkbox"/>	\$821	241#
	36	24	Right	KIOSK3624RHOP	• <input type="checkbox"/> <input type="checkbox"/>	854	250
	30	24	Left	KIOSK3024LHOP	• <input type="checkbox"/> <input type="checkbox"/>	821	241
	36	24	Left	KIOSK3624LHOP	• <input type="checkbox"/> <input type="checkbox"/>	854	250
 <p>Kiosk with Hinged Doors</p> <ul style="list-style-type: none"> • Steel kiosk available in 30" and 36" width, 65½" height and 24" depth. • Kiosk includes three 12" high x 24" or 30" wide lateral filing drawers with folder bars. One lock secures all three drawers. • Kiosk includes a 6" wide full height wardrobe area with a separate lock and coat hanger rod. • Wardrobe door must be specified on right or left side of kiosk. • Hinged doors hide bookshelf area with one adjustable blank shelf and a slotted bottom shelf. 	30	24	Right	KIOSK3024RHCL	• <input type="checkbox"/> <input type="checkbox"/>	838	240
	36	24	Right	KIOSK3624RHCL	• <input type="checkbox"/> <input type="checkbox"/>	881	255
	30	24	Left	KIOSK3024LHCL	• <input type="checkbox"/> <input type="checkbox"/>	838	240
	36	24	Left	KIOSK3624LHCL	• <input type="checkbox"/> <input type="checkbox"/>	881	255

A

B

HOW TO BUILD A MODEL NUMBER

A Select basic model.

B Select paint finish.

Black	27
Gray	29
Warm Gray	33
Sand	28
Lt. Tone	32
Medium Bronze	25

Eggshell White	31
Beige	50
Baltic	51
Bordeaux	52
COM	SP

INFORMATION

Lock

All units include a lock. Keying is random unless otherwise specified at time of order entry.

Height

All freestanding units include ⅛" allowance for glides in recessed position.



U.S. Department of Justice

UNICOR

Federal Prison Industries, Inc.

CATPP601B

