

# Consumer Product Safety Alert

FROM THE U.S. CONSUMER PRODUCT SAFETY COMMISSION, WASHINGTON, D.C. 20207

## Children Can Strangle in Window Covering Cords

In cooperation with the U.S. Consumer Product Safety Commission (CPSC), the Window Covering Safety Council (WCSC) announced recalls to repair horizontal window blinds to prevent the risk of strangulation to young children. The recalls involved millions of window blinds with pull cords and inner cords that can form a loop and cause strangulation.

From 1991 to 2000, CPSC received reports of 160 strangulations involving cords on window blinds: 140 strangulations involved the outer pull cords, and 20 involved the inner cords that run through the blind slats.

In 1994, CPSC worked with the window covering industry to redesign new window blinds to eliminate the outer loop on the end of the pull cords and provide free repair kits so consumers could fix their existing blinds. Window blinds sold since 1995 no longer have pull cords ending in loops.

In 1999, CPSC began a new investigation of window blind deaths. In an extensive review of incidents, CPSC found that children could also become entangled in the inner cords that are used to raise the slats of blinds. These entrapments occur when a young child pulls on an inner cord and it forms a loop that a child can hang in. All of these deaths involved children in cribs or playpens placed next to windows. In most cases, the outer pull cords were placed out of reach, but the children still strangled when they pulled on the inner cords of the blinds. The strangulation victims ranged in age from 9 months to 17 months.


As a result of the CPSC investigation, the industry has further redesigned window blinds. Window blinds sold since November 2000 have attachments on the pull cords so that the inner cords can't form a loop if pulled by a young child. Consumers with blinds bought before Nov. 2000 should repair them.

Consumers who have window blinds with loops should immediately visit WCSC ([windowcoverings.org/20.html](http://windowcoverings.org/20.html)) or call 800-506-4636 to receive a free repair kit for each set of blinds. The repair kit includes small plastic attachments to prevent inner cords from being pulled loose. Instructions for cord stop installation ([windowcoverings.org/10\\_03.html](http://windowcoverings.org/10_03.html)) are easy and repair can be done in minutes without removing blinds.

### Important Safety Recall!

**Inner cords** on horizontal blinds can form a loop that can hang infants and toddlers.

To prevent strangulation, be sure safety cord stops are installed on blinds.



**For Free Fix-It Kit** call Window Covering Safety Council:

**1-800-506-4636**

**Remember! Keep cribs away from windows!**  
*For more information contact:*

U.S. Consumer Product Safety Commission (CPSC)  
Washington, D.C. 20207

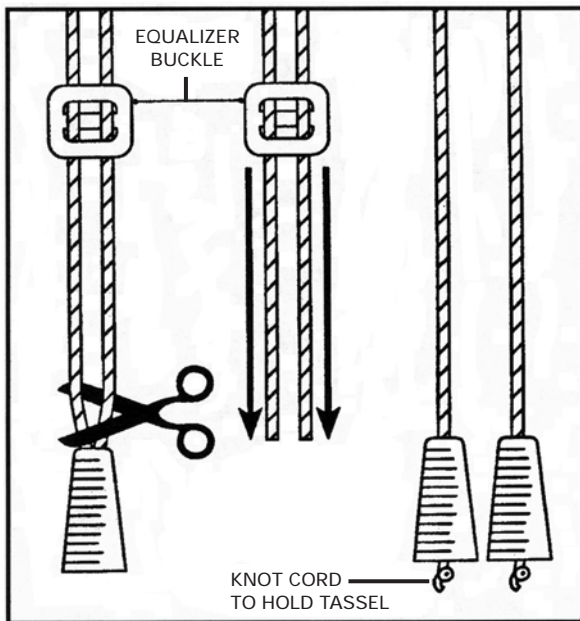
**Toll-Free Hotline: (800) 638-2772**  
**Website: [www.cpsc.gov](http://www.cpsc.gov)**

U.S. Consumer Product Safety Commission

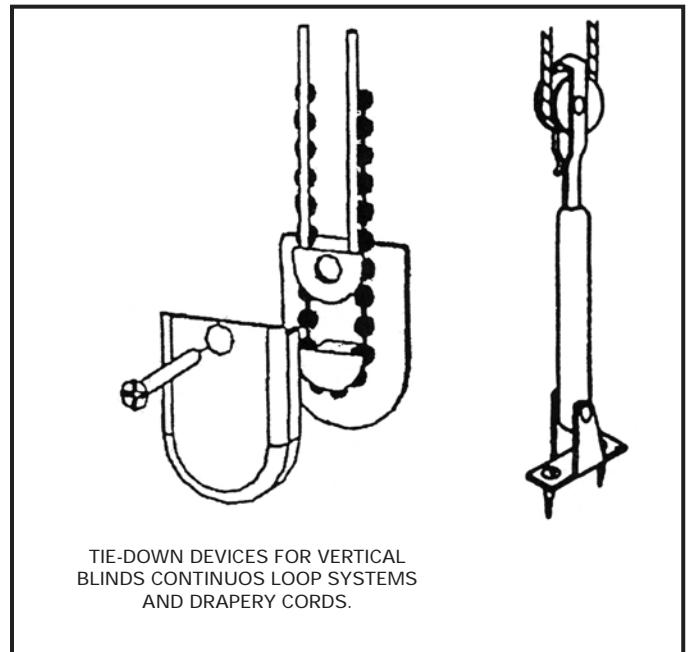
# Consumer Product Safety Alert

FROM THE U.S. CONSUMER PRODUCT SAFETY COMMISSION, WASHINGTON, D.C. 20207

The kit also includes safety tassels for pre-1995 window blinds with outer pull cords ending in loops. Consumers should cut the loops and install the safety tassel at the end of each pull cord. (illustration)



Consumers who have vertical blinds, draperies or pleated shades with continuous loop cords can also order from the same toll-free number a special tie-down to prevent strangulation in those window coverings. (illustration)



Parents should keep window covering cords and chains permanently out of the reach of children. Never place a child's crib or playpen within reach of a window blind. Unless the cords can be completely removed from the child's reach, including when the child climbs on furniture, CPSC recommends against knotting or tying the cords together because this creates a new loop in which a child could become entangled.