



U.S. Department of Energy
**Energy Efficiency
and Renewable Energy**

Bringing you a prosperous future where energy
is clean, abundant, reliable, and affordable

Ocean Energy Technology Development



Wave Technology

Mike Robinson
National Wind Technology Center
National Renewable Energy
Laboratory

US Ocean Energy RD&D Status:

- Energy Policy Act Implications
- Wind & Hydropower Program Activities
- Technology & Policy Concerns
- Pathway Forward



In-Stream Tidal Technology



U.S. Department of Energy
Energy Efficiency and Renewable Energy

Bringing you a prosperous future where energy is clean, abundant, reliable, and affordable

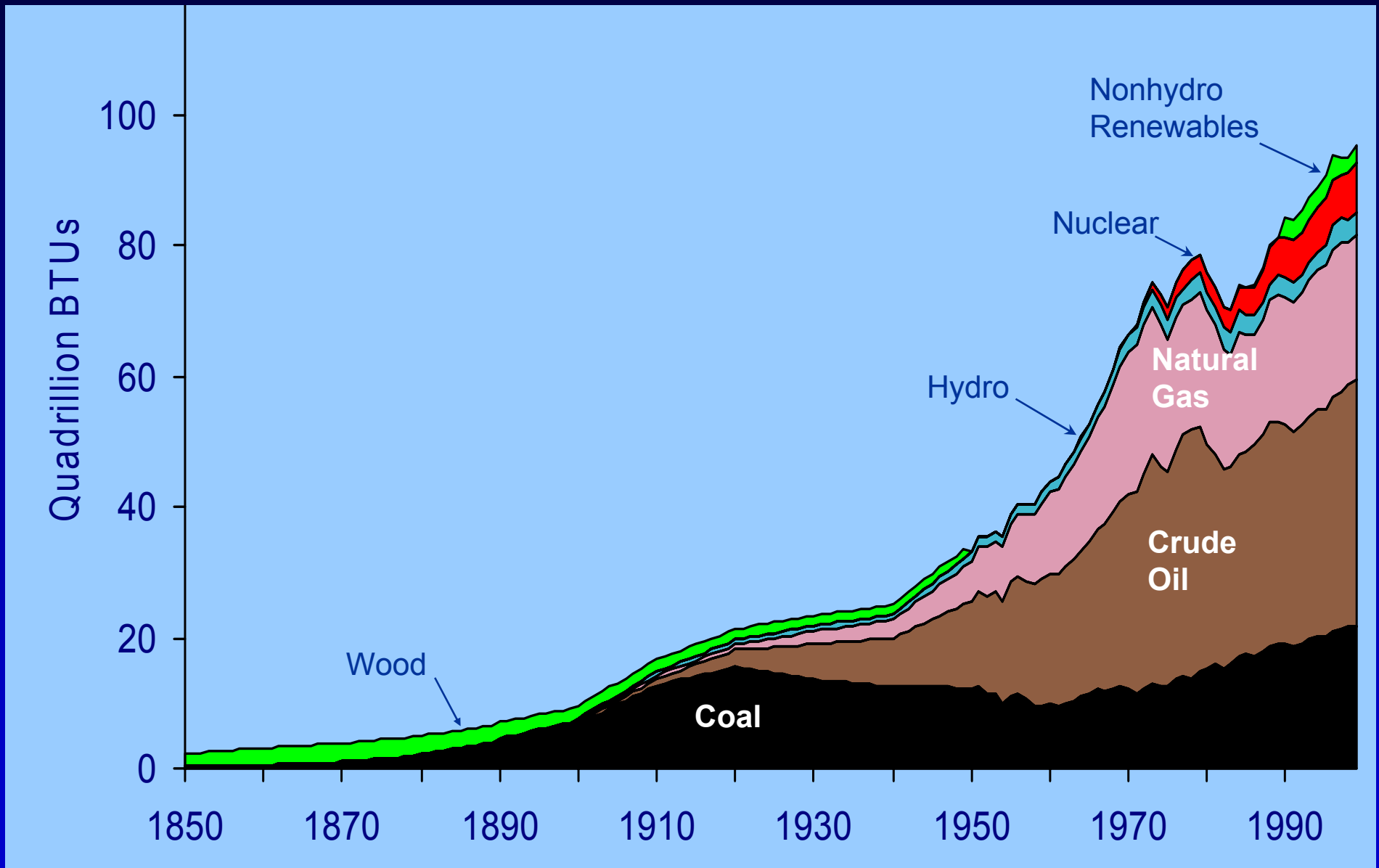
Disclaimer and Government License

This work has been authored by Midwest Research Institute (MRI) under Contract No. DE-AC36-99GO10337 with the U.S. Department of Energy (the "DOE"). The United States Government (the "Government") retains and the publisher, by accepting the work for publication, acknowledges that the Government retains a non-exclusive, paid-up, irrevocable, worldwide license to publish or reproduce the published form of this work, or allow others to do so, for Government purposes.

Neither MRI, the DOE, the Government, nor any other agency thereof, nor any of their employees, makes any warranty, express or implied, or assumes any liability or responsibility for the accuracy, completeness, or usefulness of any information, apparatus, product, or process disclosed, or represents that its use would not infringe any privately owned rights. Reference herein to any specific commercial product, process, or service by trade name, trademark, manufacturer, or otherwise does not constitute or imply its endorsement, recommendation, or favoring by the Government or any agency thereof. The views and opinions of the authors and/or presenters expressed herein do not necessarily state or reflect those of MRI, the DOE, the Government, or any agency thereof.



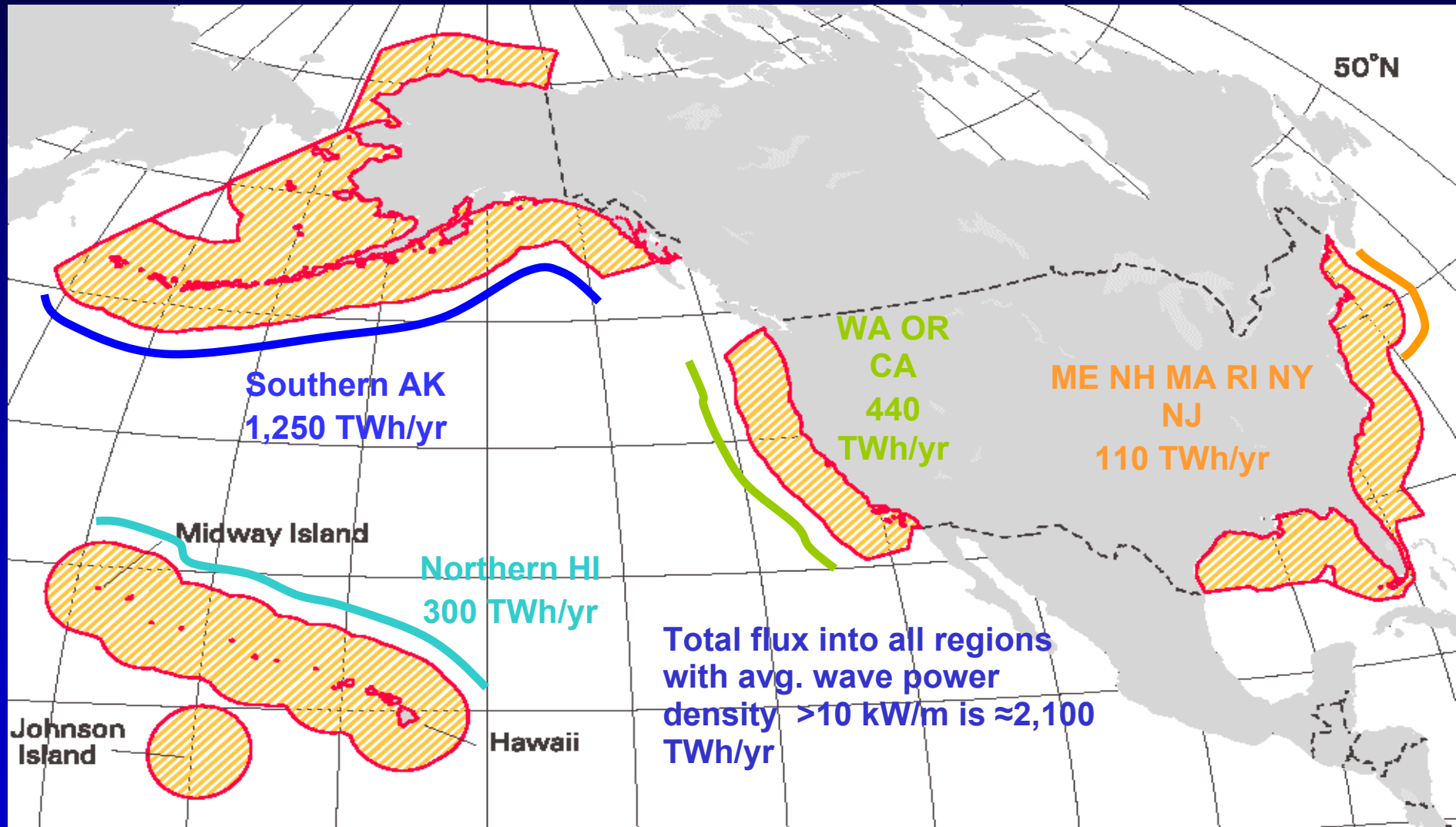
The U.S. Energy Picture by Source - 1850-1999



Source: 1850-1949, Energy Perspectives: A Presentation of Major Energy and Energy-Related Data, U.S. Department of the Interior, 1975; 1950-1996, Annual Energy Review 1996, Table 1.3. Note: Between 1950 and 1990, there was no reporting of non-utility use of renewables. 1997-1999, Annual Energy Review 1999, Table F1b.



Ocean Wave Resource Location



Harnessing 20% of offshore wave energy resource at 50% efficiency would be comparable to all US conventional hydro generation in 2003.



Ocean Renewable Energy Resource Summary

North America Ocean Renewable Energy Resource

	Total Capacity ⁽²⁾ (GW)	Extraction Potential (GW)	Total Energy Potential (TWh/y)	US Electrical Demand ⁽²⁾ (%)
Wind Onshore		8,000 ⁽⁵⁾	70,080	2,500
Wind Offshore		6,000 ⁽⁵⁾	52,560	1,875
Wave ⁽⁶⁾	240	< 240 ⁽⁸⁾	2,100	75.0
Tidal ⁽¹⁾	30	7.5 ⁽³⁾	65.7	2.3
Ocean Current ⁽¹⁾	25	2.5 ⁽⁴⁾	21.9	0.8

- 1 *International Journal of Energy*, Vol. 4, No. 5, 1979
- 2 Total Resource Capacity without exclusions
- 3 25 % maximum extraction potential
- 4 10% maximum extraction potential
- 5 NREL GIS Calculations; Includes Standard Exclusion Assumptions
- 6 EPRI; Single Energy Flux Line
- 7 FY 2003 US Electrical Consumption 2,803 TW-h/y; IEA
- 8 Without Exclusions



EPAct 2005 Authorizations Pertaining to Ocean Energies R&D:

Section 931: RENEWABLE ENERGY

(a) (2) (E) MISCELLANEOUS PROJECTS

“The **[DOE]** Secretary shall conduct research, development, Demonstration, and commercial application programs for :”

- (i) **ocean energy, including wave energy**
- (iv) **kinetic hydro turbines**



Section 388: ALTERNATE RELATED ENERGY USES ON THE CONTINENTAL SHELF

- (a) Amendment to Outer Continental Shelf Lands Act - Section 8 of the Outer Continental Shelf Lands Act (43 U.S.C. 1337) is amended by adding at the end the following:**
 - (p) Leases, Easements, or Rights-of-way for Energy and Related Purposes**
 - (1) IN GENERAL-** The **[DOI]** Secretary, in consultation with the Secretary of the Department in which the Coast Guard is operating and other relevant departments and agencies of the Federal Government, may grant a lease, easement, or right-of-way on the outer Continental Shelf for activities not otherwise authorized in this Act , the Deepwater Port Act of 1974 (33 U.S.C. 1501 et seq.), the Ocean Thermal Energy Conversion Act of 1980 (42 U.S.C. 9101 et seq.), or other applicable law, if those activities
 - (C) produce or support production, transportation, or transmission of energy from sources other than oil and gas**



Section 388: ALTERNATE RELATED ENERGY USES ON THE CONTINENTAL SHELF

(b) Coordinated OCS Mapping Initiative-

- (1) **IN GENERAL-** The Secretary of the Interior, in cooperation with the Secretary of Commerce, the Commandant of the Coast Guard, and the Secretary of Defense, shall establish an interagency comprehensive **digital mapping initiative for the outer Continental Shelf to assist in decision making relating to the siting** of activities under subsection (p) of section 8 of the Outer Continental Shelf Lands Act (43 U.S.C. 1337) (as added by subsection (a)).



- **DOE/EERE**

 - Ocean Energy, Wave & Hydro Kinetic Technology Development

- **Minerals Management Service**

 - EPO Act Aug 2005 Designated Lead Agency To Permit Nonextractive Energy Facilities (including wave in OCS);

 - Engage In Siting Activities In Collaboration With DOD

- **Corps of Engineers**

 - Navigation Obstructions In Federal Waterways (Sec 10 Permit)

 - Water Quality & Approval of Most Transmission Lines

- **Federal Energy Regulatory Commission**

 - Approval of Power Supply Contracts;

 - Defined Powerhouse Under Federal Powers Act 2003 For Wave & Tidal

- **National Oceanic & Atmospheric Administration**

 - Siting in and Around Protected Areas (Marine Sanctuaries)

 - Specific Legislation for OTEC (Not Active);



Stakeholder Projects & Coalitions

State/City Agencies (9)

Maine Tech Initiative
 Mass Tech Collaborative
 New Brunswick Ministry
 Nova Scotia Ministry
 Alaska Energy Authority
 Washington CTED
 Oregon DOE
 San Francisco & Oakland CA

Institutes (8)

Bedford Oceanography
 Alexandria Research
 Virginia Tech
 University of Washington
 Oregon State University
 University of Massachusetts
 Massachusetts Institute of Technology

Federal (2)

U.S. DOE & NREL

Technology Companies (30)

Wave & Tidal Power Developers

EPRI Wave & Tidal Commercial Demonstration Projects

- **Feasibility of demonstration projects in North America**
- **Examines technology viability, site locations & deployment economics**
- **Accelerate commercialization of the technology**
- **Facilitate public/private partnerships between coastal states, state agencies, utilities, device developers, interested third parties, and the DOE**
- **Wave & tidal report completed; (www.epri.com/oceanenergy)**


Utilities (19)

Bangor Hydro Central
 Maine Power
 National Grid
 NSTAR
 NB Power
 NS Power
 Chugach
 Tacoma Power
 Puget Sound Energy
 Seattle City and Light
 Snohomish PUD
 Bonneville Power
 Central Lincoln PUD
 Douglas Electric Co-op
 Portland General
 PacifiCorp
 PG&E
 HECO and KIUC

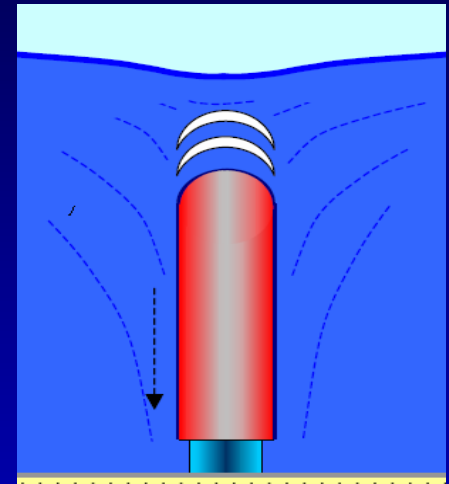


Point Absorber Technology Examples


Aquabuoy;
AquaEnergy - Makah
Bay, WA



PowerBuoy; Ocean Power
Technology Oahu, Hawaii



Oregon State University
Conceptual Wave Park



OSU PM
Linear
Generator



Archimedes Wave Swing MK I - Portugal




North America Wave Energy Projects “Coast to Coast”

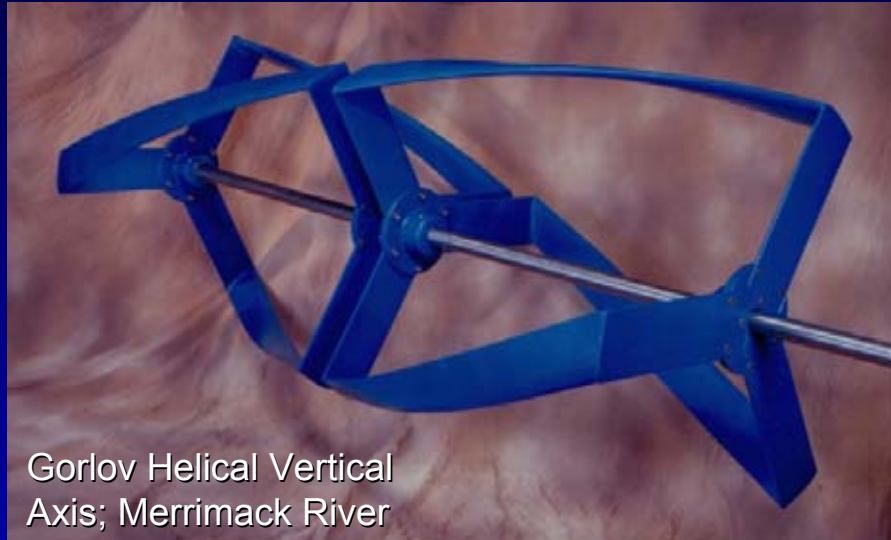
	HI, Oahu Kaneohe	WA Makah Bay	RI Point Judith	CA, San Francisco	OR Gardiner
Developer	Ocean Power Tech	AquaEnergy	Energetech	SFPUC	Oregon State University
Development Stage	Deployed June 04	Permitting since 2002	Permitting since Feb 2005	Seeking funding for permitting	Seeking funding for permitting
Device	Power Buoy™	Aqua BuOY™	OWC	Pelamis (tentative)	TBD
Size	Single buoy 40 kW	4 buoys 1 MW	Single OWC 500 kW	Single Unit 750 kW	TBD
Water Depth/ Distance from Shore	30 m 1 km	50 m 6 km	2 m 2 km	30 m 15 km	TBD



In-Stream Tidal Technology Examples



Verdant; Horizontal Axis;
East River, NY



Gorlov Helical Vertical
Axis; Merrimack River



Hydro; Open Center Turbine;
Gulf Stream



Lunar Energy, Rotech
Tidal Turbine



Underwater Electric
Kite; Merrimack River



MCT SeaFlow Experimental Test



North America Tidal Energy Projects “Coast to Coast”

	MA Amesbury	NY NY, East River	BC Race Rocks	CA, SF	DE Indian River Inlet	WA Tacoma
Developer	Verdant	Verdant	Clean Currents	SFPUC Marin	UEK	Tacoma Power
Development Stage	2 Month Test Complete	Construction	NA	Formative	Permitting	Application in process
Device	Vertical axis	Horizontal axis	NA	TBD	Horizontal axis	TBD
Size	1 m X 2.5 m 1 unit	5 m diameter 6 units	NA	TBD	3 m diameter 25 units	TBD
Power (kW) at Max Speed (m/s)	0.8 kW @ 1.5 m/s	34 kW @ 2.1 m/s	NA	TBD	400 kW @ 3 m/s	TBD



U.S. Department of Energy
Energy Efficiency and Renewable Energy

Bringing you a prosperous future where energy is clean, abundant, reliable, and affordable

OREC

Corporate Members



Ocean Renewable Energy Coalition (OREC)

- Newly formed trade association to promote commercialization of offshore renewables
- Helped secure benefits for ocean in EPA Act
- Continues to promote ocean industry through future action – but needs industry and public support
- www.oceanrenewable.com

OREC Membership

- Battery Ventures
- Devine Tarbell Associates
- Ocean Power Delivery
- Ocean Power Technologies
- Ocean Renewable Power Company
- Ocean Wave Energy Company
- Open Hydro
- Oregon Ironworks
- Millbank Tweed Hadley & McCloy, LLP
- Reluminati
- RenewableEnergyAccess.com
- Science Applications International Corporation (SAIC)
- The Stella Group
- Verdant Power



Ocean Activities Supported by Wind & Hydro Program



IEA ExCO Meeting Brussels - 2005 IEA



Pelamis under tow to EMEC

- **Formal IEA-OES ExCO Membership in 2005**
 - Jim Ahlgrimm (DOE) - Delegate
 - Mike Robinson (NREL) - Alternate
- **DOE Participant in EPRI Ocean Collaborative**
 - Ocean Wave Demonstration Project Report (Complete 2005)
 - Ocean Tidal Demonstration Project Report (Complete 2006)
- **Hydro Kinetic Workshop (October 2005)**
- **FY 2008 First Ocean Power Funding Opportunity**



What are the Hardware Developers Asking For?



*European Marine Energy Center
Orkney, Scotland*

Four individual test berths

- Substation and the grid isolator
- Observation point
- Meteorological station
- Operational at the end of 2003

<http://www.emec.org.uk/index.html>.

DOE Hydro-Kinetic Meeting October 2005

- Leadership in a national ocean energy program
- Federal government to support wave & tidal RD&D
- Pilot feasibility demonstration projects
- R&D at universities
- Operate a national offshore ocean energy test facility
- Development of standards
- Leading the streamlining of permitting processes
- Studying provisions for incentives and subsidies



- **Rush to development**
Project before policies
- **Each state/project is unique**
Hardware, deployment, interconnect & environmental impact
- **Regulatory requirements are in flux**
State & Federal mandates are being established “real time” without coordination
- **Numerous agencies with resource management responsibility involved for NEPA compliance and approval**
- **Significant barriers to timely & cost-effective demonstration projects exist**
- **Everyone is a pioneer and in learning mode**




- **Withdrawal of wave energy**
Near-shore effects on sedimentary processes, biological communities, competing uses for wave resources
- **Interactions with marine life and seabirds**
Marine organism intake, fish aggregation, whale migration, hauling out of sea lions and seals, colonization by birds, marine growth on submerged surfaces, scouring of sea bottom by mooring catenaries
- **Atmospheric and oceanic emissions**
Working fluid spills & leaks, anti-fouling hull coating, underwater noise, atmospheric noise
- **Visual appearance**
Visual intrusion on seascape, mandatory navigation hazard warnings, extent of required marking
- **Conflicts with other uses of sea space**
Marine protected areas, commercial shipping & fishing, military



- **Ocean Energy Technology Characterization Program;**
Assess & down select technology options & validate resource potential;
- **Collaborate with MMS to Define & Streamline Permitting Process**
Advanced notice for leasing & rights of way for OCS; clarify FERC license requirements for prototypes & demonstration projects; establish sliding scale for NEPA compliance & stakeholder involvement; consider a programmatic EIS for ocean technology deployment on a region by region basis; develop an intuitional archive for applicable environmental permitting documents
- **Educate Federal & State Regulators**
Address state & Federal permitting requirements; document environmental & technology risks
- **Consider Establishing an Ocean Renewable Energy Testing Facility Based on Technology Assessment**
Validate technology selections & assess environmental impacts



Small Wind-OWC Wave Platform

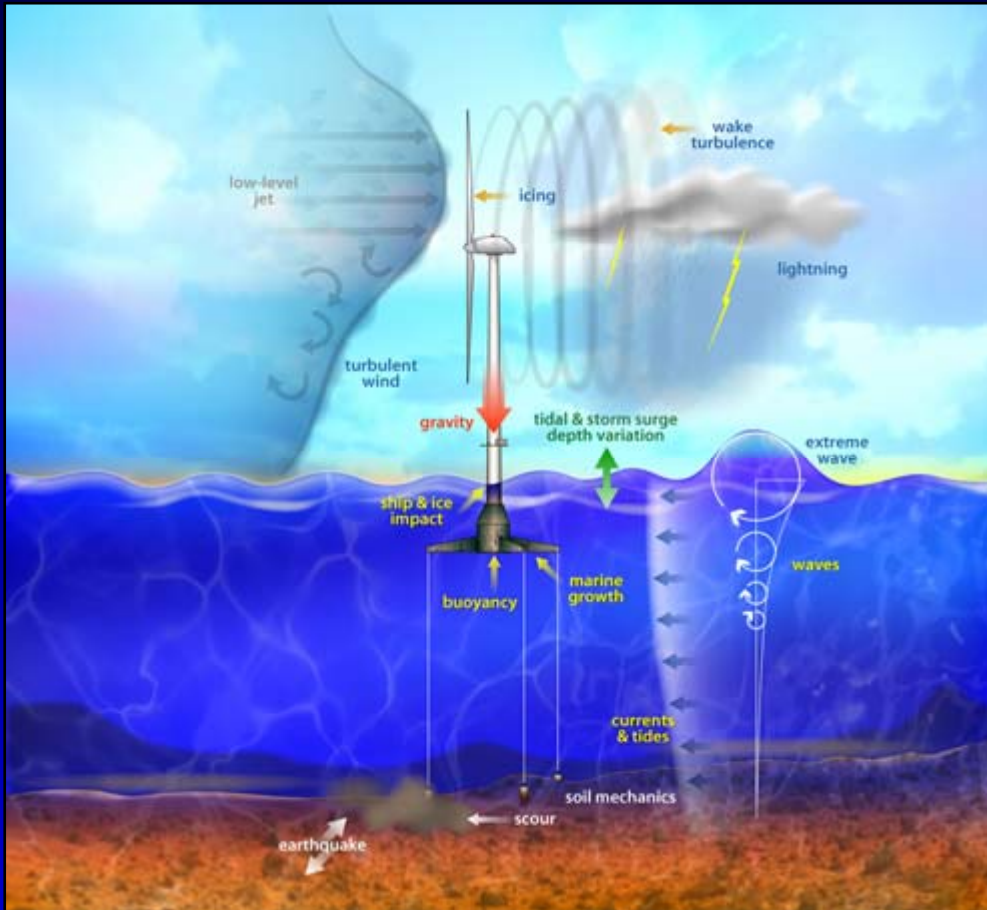


Ocean Power Program:

- Work with various Federal, state & local government agencies to address technology, permitting & environmental impact issues – WPA
- Comprehensive R&D program to evaluate technologies; establish public/private development partnerships; support innovation through university research
- Support field test & demonstration projects; national testing site?
- Actively address environmental impact issues up front
- Leverage synergistic activities with other technologies & agencies
- Long-term success depends on risk mitigation to attract investment!



Offshore Wind/ Wave Synergy



- **Common engineering & design considerations**
- **Maximize grid interconnect potential through dual technologies**
- **Improve intermittency & total energy output**
- **Increase system reliability & reduce maintenance**



EPRI is building a coalition of developers, universities and other stakeholders to explore the wind/wave development potential



Is there a compelling case for investing in ocean energy RD&D ?

- **Are the tidal & wave resources sufficient to justify a federal investment?**
- **What device type and size is best?**
- **What capacity factor is optimum?**
- **Will the installed cost of wave and tidal energy achieve their potential of being less expensive than wind energy?**
- **Will the O&M costs be as high as predicted?**
- **Are the performance and cost estimates accurate?**
- **What is the reliability, maintainability, and availability?**
- **What are the effects on marine life and the coastline?**
- **What is its ability to survive storms?**
- **What is its ability to operate over a 20-year or so life?**