




NATURAL ALTERNATIVES TO HELP YOUR GARDEN GROW CHEMICAL-FREE:

Believe or not about 90 percent of the insects in your lawn and garden are not harmful. Many insect species actually prey on garden pests and by using too many pesticides, these beneficial insects are also killed. Rather than using pesticides, which also contribute to water pollution, try using the following predators for your garden pest problems:

 **Ladybugs:** Particularly good at controlling aphid populations, they can also be used for problems with whiteflies, spider mites, mealy bugs and other soft-bodied insects.

 **Green lacewings:** While also the natural predator of aphids and whiteflies, green lacewings additionally feast on small worms and insect eggs.

 **Decolate snails and toads:** Both these species prey on pest garden snails and slugs which eat our garden plants.

Furthermore, be careful not to over-fertilize your garden. Fertilizers contain large amounts of nitrogen which help encourage plant growth, but also provide food for whiteflies, aphids, rose disease and powdery mildew.

CONTACTS FOR MORE INFORMATION:

To report an illegal discharge of pesticides, fertilizers or other chemicals into a storm drain during business hours contact:

Clean Water Program Hotline:
760-435-5800

After hours contact:

Police Dispatch
760-435-4911


For more information about "Green Waste" disposal contact:

Waste Management:
760-439-2824

If you would like additional information about chemical-free gardening, log-on to the Northwest Coalition for Alternatives to Pesticides website at www.pesticide.org. Click on the Journal of Pesticide Reform for handy factsheets on alternatives. Or try www.bewaterwise.com for information on watering schedules and native plants.

Information for this brochure compiled with the aid of: the Northwest Coalition for Alternatives to Pesticides.

City of Oceanside
Water Utilities Department/Clean Water Program
300 North Coast Highway
Oceanside, CA 92054
Phone: 760-435-5800
Fax: 760-435-5814
www.oceansidecleanwaterprogram.org



Pollution Prevention Tips for **GARDENING ACTIVITIES**



YOU CAN HELP PROTECT OCEANSIDE WATERSHEDS

As a coastal community, Oceanside relies on clean water for its residents, healthy beaches, public safety and a desirable environment for wildlife.



When it rains, many of the pollutants that lurk on our streets, sidewalks, parking lots and gutters wash down the storm drains, and into the nearest body of water. In Oceanside, our four major bodies of water are the Pacific Ocean, Buena Vista Creek, Loma Alta Creek and the San Luis Rey River.

“You Are The Solution To Water Pollution”

Unfortunately, storm drains do not filter water or debris, nor are they connected to the sewer system, so any pollutant that flows into the storm drain ends up in our ocean.



Storm water pollutants come from many different sources, such as leaking cars, pet waste, chemicals, building material, yard waste, soil erosion and litter. The good news is that storm water pollution is preventable.

As Oceanside residents, we simply need to work together and change a few habits to benefit our health, our families and our community.



Remember, every bit of pollution hurts.

HOW DOES GARDENING LEAD TO STORM WATER POLLUTION?

Chemicals: Fertilizers and pesticides from home lawns and gardens often run into storm drains during irrigation or rain storms. These chemicals are harmful to humans and wildlife when they pollute creek, river and ocean water.



Yard Clippings: Lawn and garden clippings, when washed down a storm drain, not only clog the drain but decompose in our waterbodies, taking away oxygen from fish and other wildlife.



Sediments: Soil from home gardens that is washed down storm drains harms aquatic wildlife. Too much sediment in water can prevent fish from breathing by clogging their gills and make it difficult for some wildlife to find places with deep enough water to lay their eggs.



Overwatering: Excessive watering of lawns and gardens can lead to increased runoff carrying chemical pollutants to storm drains and, ultimately, to our local water bodies. These chemical pollutants: herbicides, pesticides, fertilizers and oils from the street contaminate the water and increase public and environmental health risks.



THINGS YOU CAN DO TO PREVENT WATER POLLUTION:

Try natural alternatives to pesticides and fertilizers. For more information refer to the next section.

Avoid over-applying chemicals to your lawn or garden before irrigation or an anticipated rain event.

Don't over-water your lawn and garden. Over-watering can increase plant disease and waste precious water resources. By installing a drip irrigation or micro-spray system, less water is wasted as runoff.

Unwanted chemicals should be disposed of at a hazardous waste collection facility.

Try using native shrubbery and plants. They require less water and are disease-resistant.

Soil erosion from hillsides and flat surfaces can be prevented by planting grass and other rapid-growth vegetative covers that hold dirt particles together.

Store chemicals in a covered, contained area to avoid seepage into rain water.

Sweep excess lawn clippings, leaves and other yard waste and deposit in a “green waste” bin provided by Waste Management or in a compost mixer.

Excess soil should be swept off pavement and disposed of in a compost mixer or garbage can. Do not hose or sweep soil into storm drains.