

GSA FAS
Transition Summit
September 6-7, 2006
Reston, Virginia

TAKING TIME to TRANSFORM

Inventory Validation

Adam Lesser
Booz | Allen | Hamilton
GSA Transition Team
September 7, 2006

Table of Contents

- **Background**
- **Inventory Overview**
- **Inventory Validation Tool**
- **Inventory Validation Process**
- **Next Steps**

Background

- **Accurate inventory has been identified as a critical success factor for effective transitions**

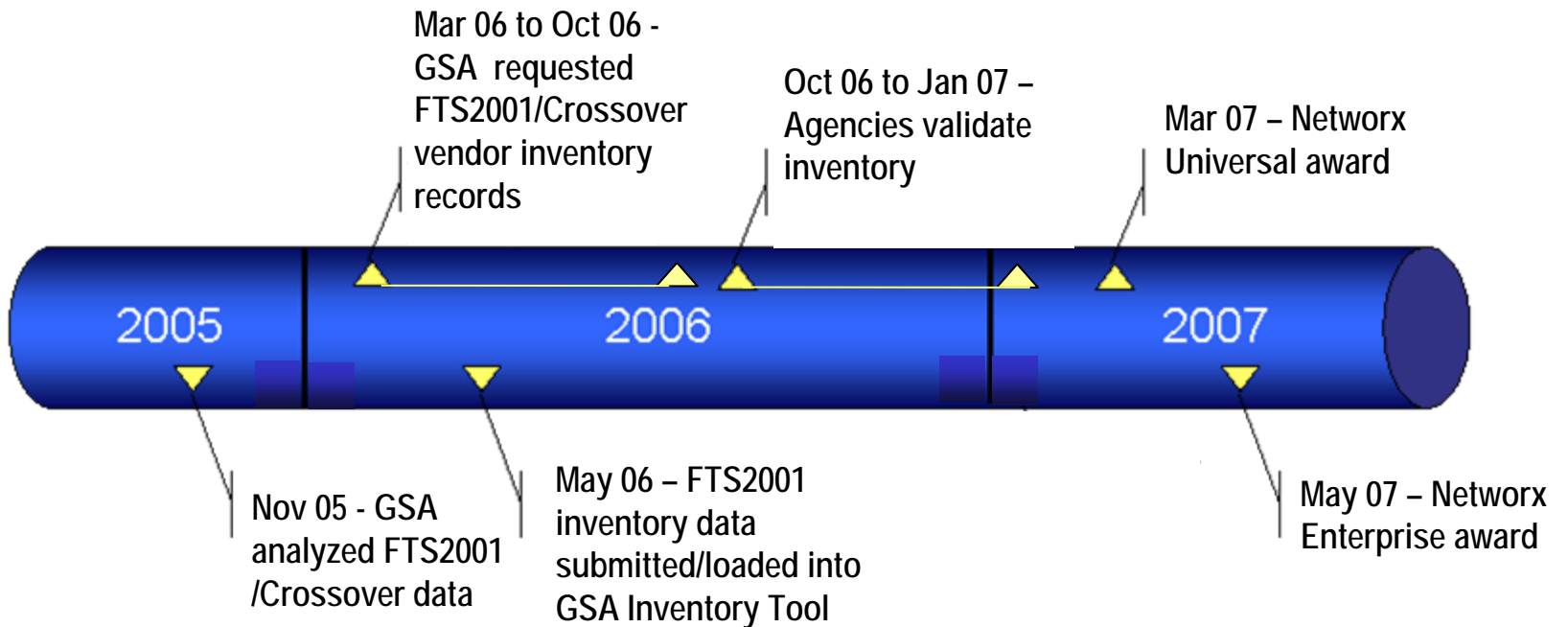
- **Transition Baseline Inventory (TBI) will support key activities in an Agency's transition to Networx**
 - **Supports the Fair Opportunity process**
 - **Aids in the development of Agency acquisition planning**
 - **Enhances the effectiveness of GSA provided inventory tools**
 - **Establishes a baseline for transition tracking**
 - **Supports the transition credit process**

Background

- TWG developed an inventory template
 - Identified data elements for each service type
 - Requested consistent data from all contractors
 - Available for download on TM website (login req)

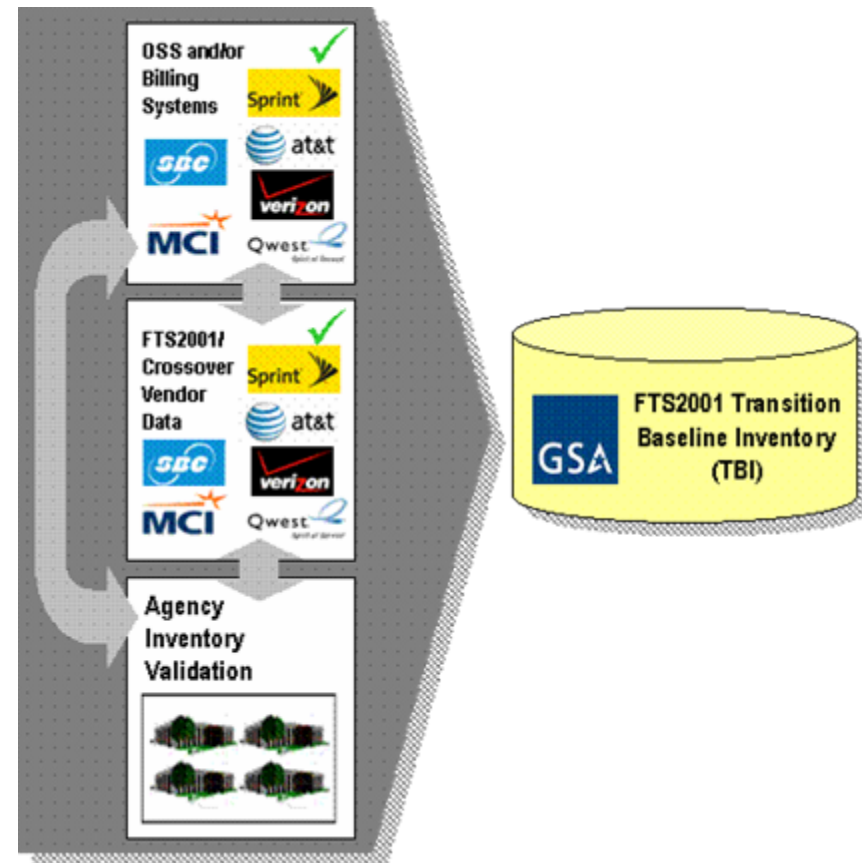
CSS Audio Teleconference Service						
Item Number	C.1	C.2	C.3	C.4	C.5	C.6
Data Elements	FTS2001 Contractor Name	Unique Inventory Record Id.	Agency Bureau Code	Agency Hierarchy Code	Agency Name	Sub Agency Name
Element Description		Up to 16 alphanumeric character code	4 character code	28 character code	Department, Agency	Bureau, division, etc.
Dedicated Transmission Service (DTS)						
Item Number	C.1	C.2	C.3	C.4	C.5	C.6
Data Elements	FTS2001 Contractor Name	Unique Inventory Record Id.	Agency Bureau Code	Agency Hierarchy Code	Agency Name	Sub Agency Name
Element Description		Up to 16 alphanumeric character code	4 character code	28 character code	Department, Agency	Bureau, division, etc.
Optical Wavelength Service (OWLS)						
Item Number	C.1	C.2	C.3	C.4	C.5	C.6
Data Elements	FTS2001 Contractor Name	Unique Inventory Record Id.	Agency Bureau Code	Agency Hierarchy Code	Agency Name	Sub Agency Name
Element Description		Up to 16 alphanumeric character code	4 character code	28 character code	Department, Agency	Bureau, division, etc.

Inventory Timeline



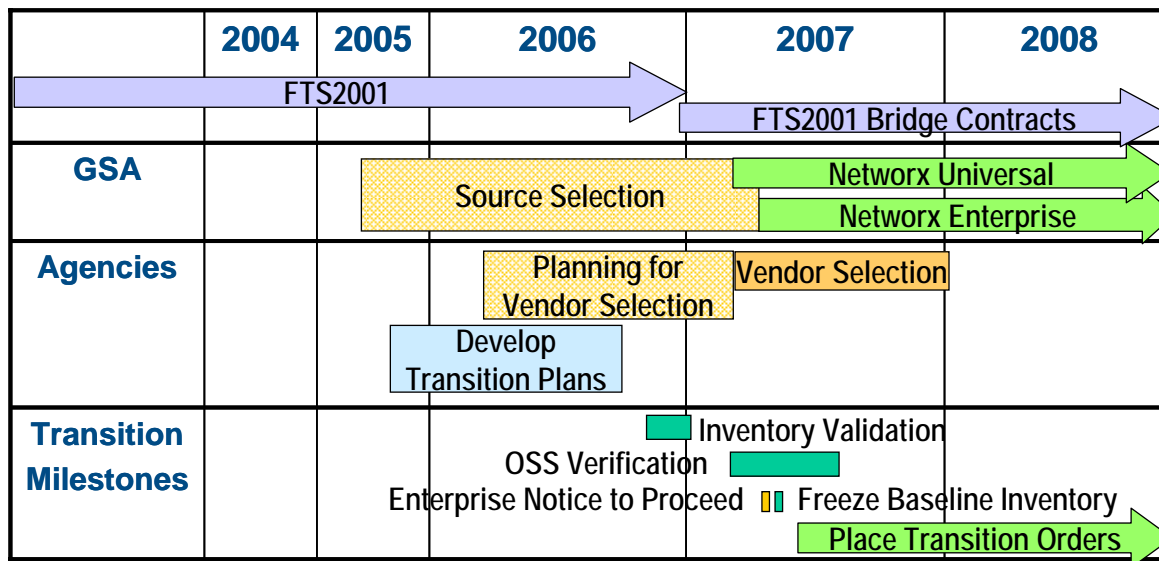
Inventory Process

- **GSA is developing a FTS2001/Crossover inventory**
 - Requested that TWG inventory template be used
 - Captured data from FTS2001/Crossover vendors
 - Currently developing a plan for regular updates to maintain data
- **GSA developed a preliminary TBI**
 - Used for transition tracking and inventory validation
- **Agency inventory validation will follow**



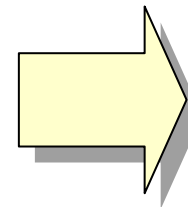
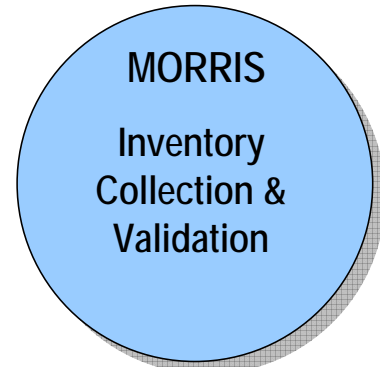
Inventory Overview

- **Preliminary TBI provides sufficient time for validation**
 - Ensures time for transition planning
 - Allows each Agency time to finalize an acquisition strategy that meets unique transition needs
- **Validation should occur as soon as possible**

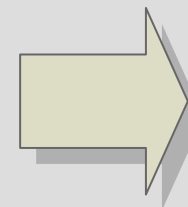
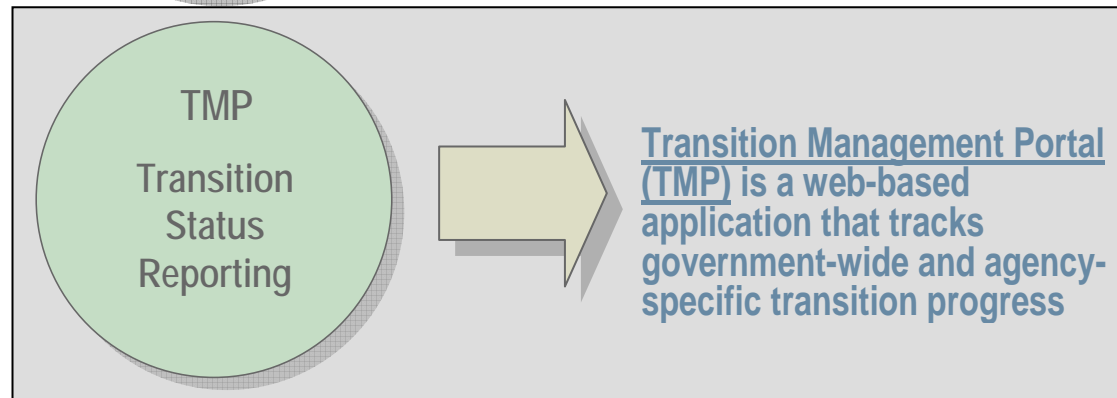


Inventory Validation Tool

- **GSA is modifying MORRIS to include online inventory validation tool**
- **Agencies will access their inventory records online via the tool**
- **Validation can occur using several methodologies**



Monthly On-Line Records and Reports of Information Technology Services (MORRIS) is a web-based application that allows end users to review and validate their FTS2001/ Crossover transition baseline inventory (TBI)



Transition Management Portal (TMP) is a web-based application that tracks government-wide and agency-specific transition progress

Inventory Validation Process

- **What is validation?**
 - Validation is the confirmation from an Agency that a certain circuit or service is that Agency's
 - The purpose is to make sure all Agencies are aware of their inventories so they can effectively plan for their transition to Networx
- **Validation is not:**
 - Determining if the address listed for a particular service is correct
- **GSA and appropriate stakeholders will provide assistance with issues that arise from the inventory validation process, including billing issues**

Inventory Validation Process

- Option #1: Validate records online using MORRIS
- Option #2: Validate inventory offline and upload the validated data back to MORRIS
- Option #3: Upload an existing Agency inventory to MORRIS

MORRIS
Monthly On-line Records and Reports
of Information-Technology Services

Browse Baseline Inventory Download Inventory Upload Validated Inver

AHC Begins With... Vendor Service City State Val. Status Conn. Status Sort By Sort Direction

ALL [] ALL ALL ALL ALL AHC Ascending Go

View/Edit	AHC	Vendor	Service Type	Circuit ID	Phone #	Address	City	State	Sources	Active/Disconnected Status	Validation Status	Check All
View	1203020815XX090060XX14XX00XX	MCI	IPS	R0036832	K0036832					A	V	<input type="checkbox"/>
Edit	1203020815XX090060XX14XX00XX	MCI	IPS	R0036832	K0036832	1945 OLD GALLOWS ROAD	VIENNA	VA		A	N	<input type="checkbox"/>
Edit	1203020815XX090060XX14XX00XX	MCI	IPS	R0036821	K0036821	1945 OLD GALLOWS ROAD	VIENNA	VA		A	S	<input type="checkbox"/>
Edit	1203020815XX090060XX15XXORXX	MCI	IPS	R0136012	K0136012	1945 OLD GALLOWS ROAD	VIENNA	VA		A	S	<input type="checkbox"/>
Edit	1203020815XX090060XX15XXORXX	MCI	IPS	R0136014	K0136014	1945 OLD GALLOWS ROAD	VIENNA	VA		A	S	<input type="checkbox"/>
Edit	1203020815XX090060XX15XXORXX	MCI	IPS	R0136014	K0136014					A	S	<input type="checkbox"/>
Edit	1203020815XX090060XX15XXORXX	MCI	IPS	R0136013	K0136013	1945 OLD GALLOWS ROAD	VIENNA	VA		A	S	<input type="checkbox"/>
Edit	1203020815XX090060XX15XXORXX	MCI	IPS	R0136013	K0136013					A	S	<input type="checkbox"/>
Edit	1203020815XX090060XX16XXAAXX	MCI	IPS	R0136010	K0136010					A	S	<input type="checkbox"/>
Edit	1203020815XX090060XX16XXAAXX	MCI	IPS	R0136010	K0136010	1945 OLD GALLOWS ROAD	VIENNA	VA		A	S	<input type="checkbox"/>
Edit	1203020815XX090060XX16XXORXX	MCI	IPS	R0136008	K0136008					A	S	<input type="checkbox"/>
Edit	1203020815XX090060XX16XXORXX	MCI	IPS	R0136008	K0136008	1945 OLD GALLOWS ROAD	VIENNA	VA		A	S	<input type="checkbox"/>

Illustrative

Inventory Validation Process – Option 1

- **Once a user logs into the system, the user can access and begin validating its inventory data**
 - **Navigation on screen will allow users to scroll through data**
 - **Use filters to limit data**
 - **Data will be “locked” once validated**

Browse Baseline Inventory

View/Edit	AHC	Vendor	Service Type	Validation Status	Sources	Con / Discn Status				Check All
Edit	100100XDIMDXDD01MAXC00000000	S	SVS	S	B	C	Phone No.:	Circuit ID:	Description:	<input type="checkbox"/>
Edit	100100XDIMDXDD01MAXS00000000	S	SVS	S	B	C	Phone No.:	Circuit ID:	Description:	<input type="checkbox"/>
View	100100XDIMDXDD01MAXC00000000	S	SVS	V	B	C	SC Ref. No.:	Circuit ID:	Description:	-
View	100100XDIMDXDD01MAXC00000000	S	SVS	V	B	C	SC Ref. No.:	Circuit ID:	Description:	-
View	100100XDIMDXDD01MAXC00000000	S	SVS	V	B	C	SC Ref. No.:	Circuit ID:	Description:	-
View	100100XDIMDXDD01MAXS00000000	S	SVS	V	B	C	SC Ref. No.:	Circuit ID:	Description:	-

Illustrative

Inventory Validation Process – Option 2

- **Conduct offline data comparison and validation**
 - **Maintain inventory template format**
 - **All address and service features can be modified**
 - **Once validated, upload inventory back to MORRIS**
 - **Preferred for Agencies with existing inventory data**

Download as a Data File

Select File Format

Comma Delimited

Excel

Fixed Length

Tab Delimited

Options

Include Column Headers

File Name (optional)

Download **Close**

Notional

Inventory Validation Process – Option 3

- **Agency is responsible for providing its own validated data set to be uploaded to MORRIS**
 - Data should maintain the same format as the download file for consistency
 - Data should include complete unique identifier fields
 - Once uploaded, the data will be assumed to be “validated”

Inventory Validation Process

- **Validated data will be “locked” as validated in the TBI in MORRIS**
 - Users can “unlock” validated data, if additional changes are needed
 - By validating the data, an Agency accepts ownership for that inventory item
- **Agencies may also encounter data sets that are unknown**
 - MORRIS will allow Agencies to identify these data sets
 - Agencies should work with GSA to resolve

Next Steps

- **What can Agencies do now to prepare for validation?**
 - **Become familiar with TBI template**
 - **Collect inventory data**
 - **Develop an approach for inventory validation**
 - **Identify resources to conduct validation**
 - **Request MORRIS user accounts**
 - **Be prepared to begin validation in Oct 2006**