

GSA FAS  
Transition Summit  
September 6-7, 2006  
Reston, Virginia

# TAKING TIME to TRANSFORM

*Transition Status Reporting*

**David Hahn**  
*Booz | Allen | Hamilton*  
**Maria Filios**  
*GSA Transition Manager*  
September 7, 2006

# *Table of Contents*

- **Overview**
- **Transition Notices**
- **Transition Reports**
- **Validated Transition Baseline Inventory (TBI)**
- **Agency-Specific Views and Reports**
- **Government-Wide Views and Reports**

## *Why do we need to track transition status?*

- **Transition status must be tracked to:**
  - Provide status to senior stakeholders
  - Allow GSA to know when transition is complete
  - Conform to GAO guidance
  - Facilitate tracking of contractor performance

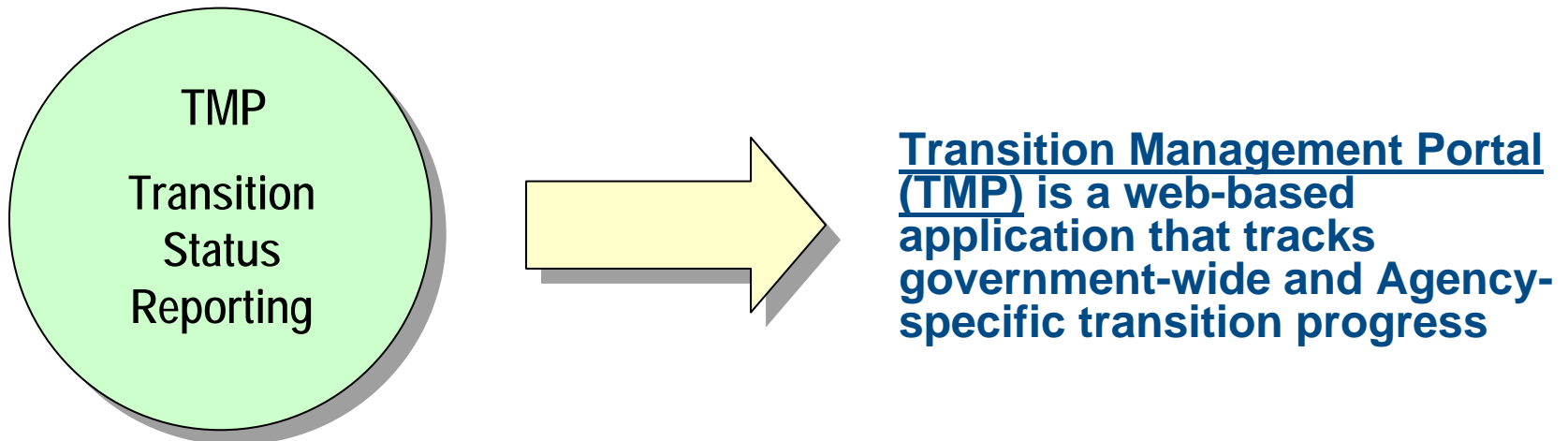
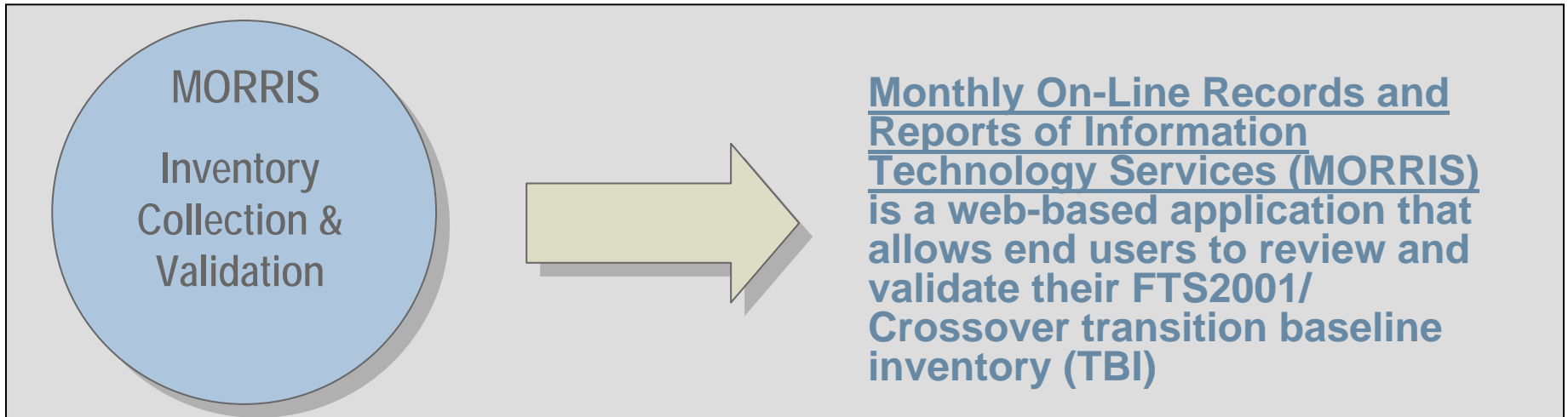
# *Transition Status Reporting: Overview*

- **Transition status will be tracked on a government-wide and Agency-specific basis**
  - **Government wide measurements provide GSA (General Services Administration) and TWG (Transition Working Group) and with a mechanism to monitor individual vendor progress**
  - **Agency specific measurements will enable the TWG, GSA, and Agencies to track their status by agency bureau code**

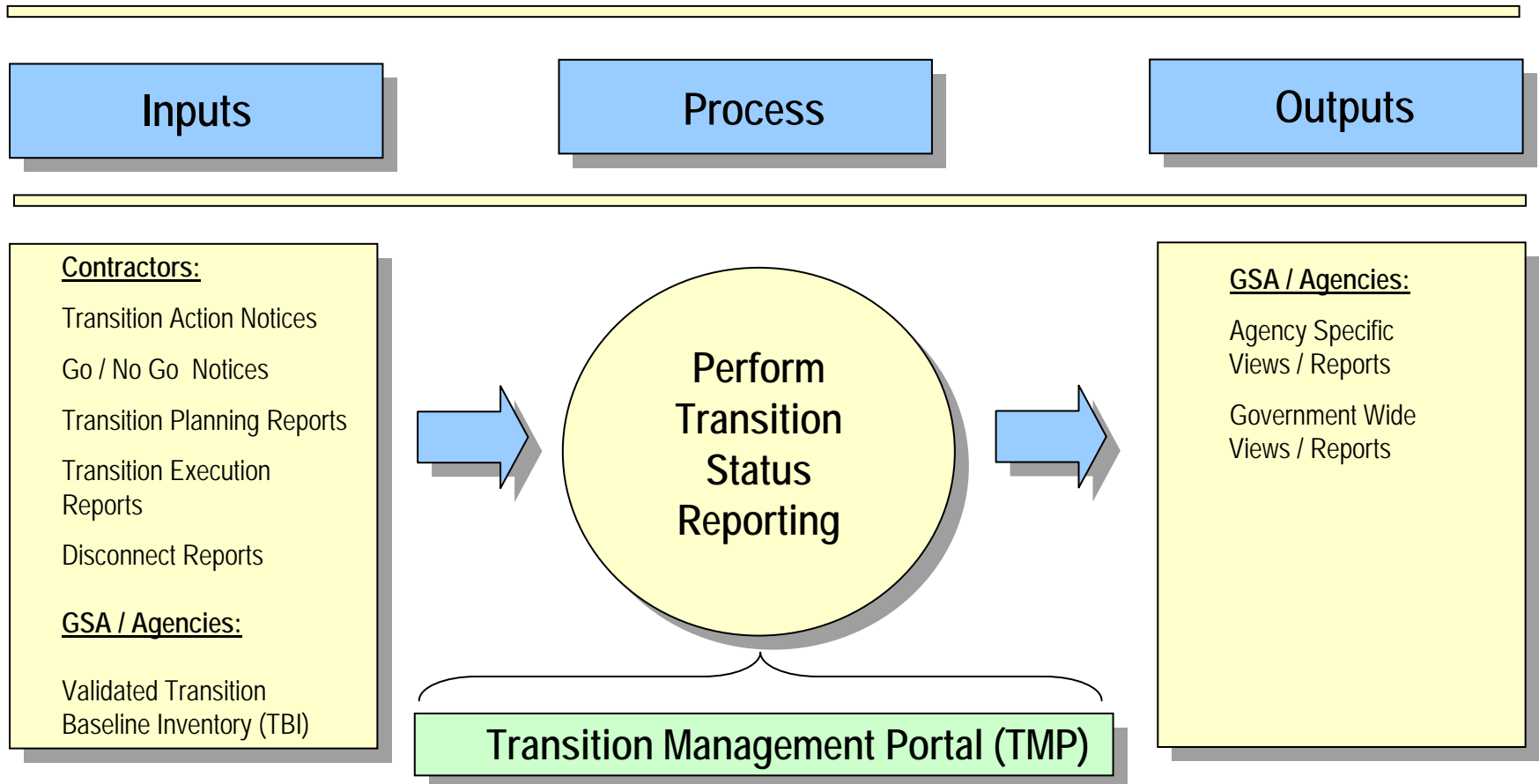
# *Transition Status Reporting: Overview*

- **Transition status reporting tracks and monitors the following areas:**
  - Track vendor progress across federal government
  - Measure overall FTS2001/Crossover disconnects against validated TBI by vendor, service type, and agency bureau code
  - Track overall Networkx installations by vendor, service type, and agency bureau code
- **Transition status is directly linked to the transition credit process**

# *Transition Status Reporting: Overview*



# Transition Status Reporting: Overview



# *Transition Notices From Contractors (Inputs)*

- **Transition Action Notice:**

- **Activities required for a specific transition order**
- **Sixty calendar days prior to scheduled transition**

- **Go / No Go Transition Notice:**

- **Confirms scheduled cutover event**
- **Twenty four hours prior to scheduled cutover**



# *Transition Reports From Contractors (Inputs)*

- **Weekly Transition Planning Report:**

- Six month forecast of scheduled cutovers

- **Weekly Transition Execution Report:**

- Weekly confirmation of cutovers from previous week

# *Disconnect Reports From FTS2001/ Crossover Contractors (Inputs)*

- **Provide a weekly transition/phase-out status report to GSA and Agencies**

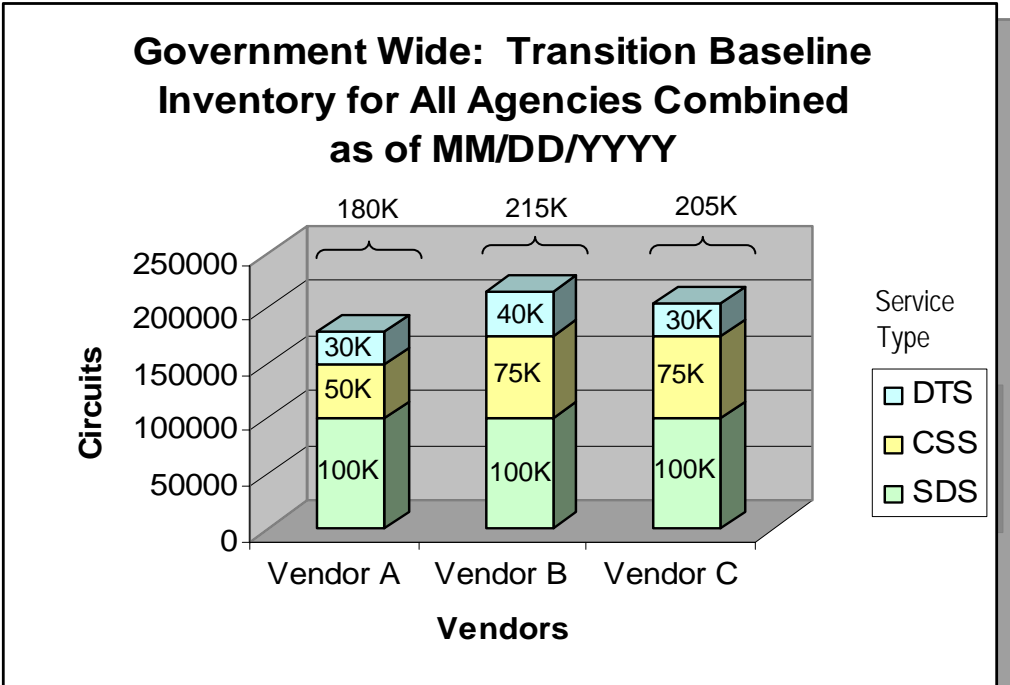
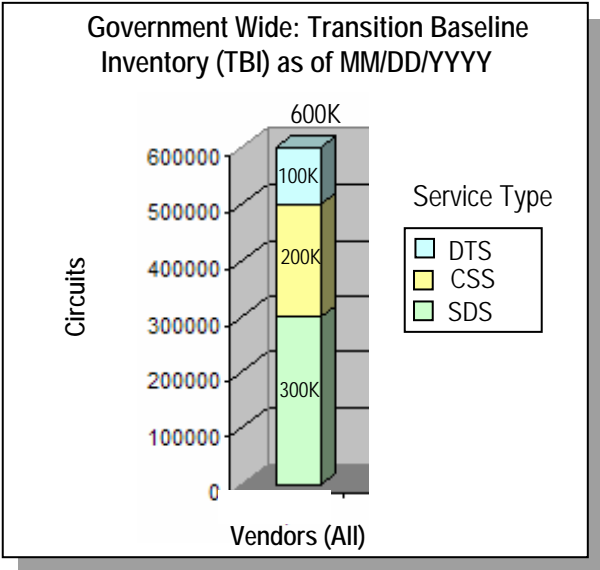
Disconnect Measurements (FTS2001)	Measurement Criteria
Count of Disconnects	•Ordered to date
	•Ordered to date that have been executed
	•Ordered to date that have not been executed
	•Scheduled during the weekly period being reported
Percentage of Disconnects	•Ordered to date of those in Transition Baseline Inventory (TBI)
	•Executed to date of those in Transition Baseline Inventory (TBI)
	•Scheduled during the weekly period being reported
Status of Disconnects	•Not executed as originally scheduled and are still pending, to include any known reason for the reschedule of the disconnect
	•Issues affecting the timely completion of transition and other phase-out activities regardless of cause
	•Other information identified by the contractor as relative to the status of transition and other phase-out activities

## *Validated TBI From Agencies (Inputs)*

- **The TBI from MORRIS will be used for transition progress reporting in the TMP**
- **TMP uses TBI to:**
  - Track the completed disconnects
  - Track the percentage of completed disconnects
  - Track Agency credit allowance

# Example of Validated TBI From All Agencies Combined (Inputs)

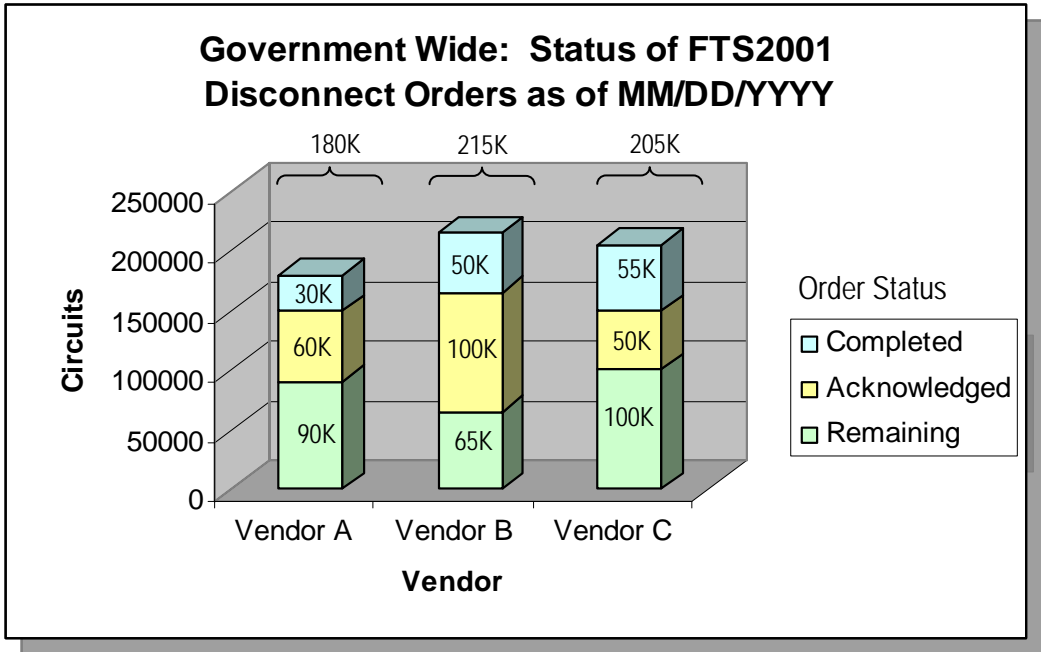
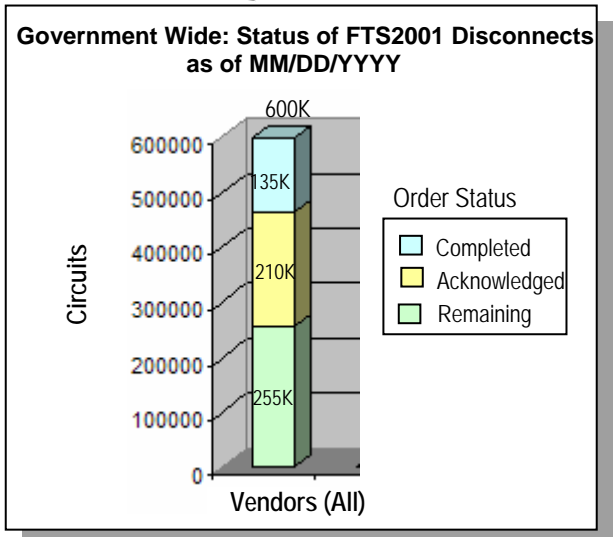
Validated TBI for all Agencies combined is taken from MORRIS



- In this example, GSA and TWG recorded a total of 600,000 circuits in the validated TBI for all Agencies combined. This government wide TBI is distributed across three vendors (Vendor A = 180K, Vendor B = 215K, Vendor C = 205K) and then sorted by service type (DTS, CSS, SDS) within each vendor.

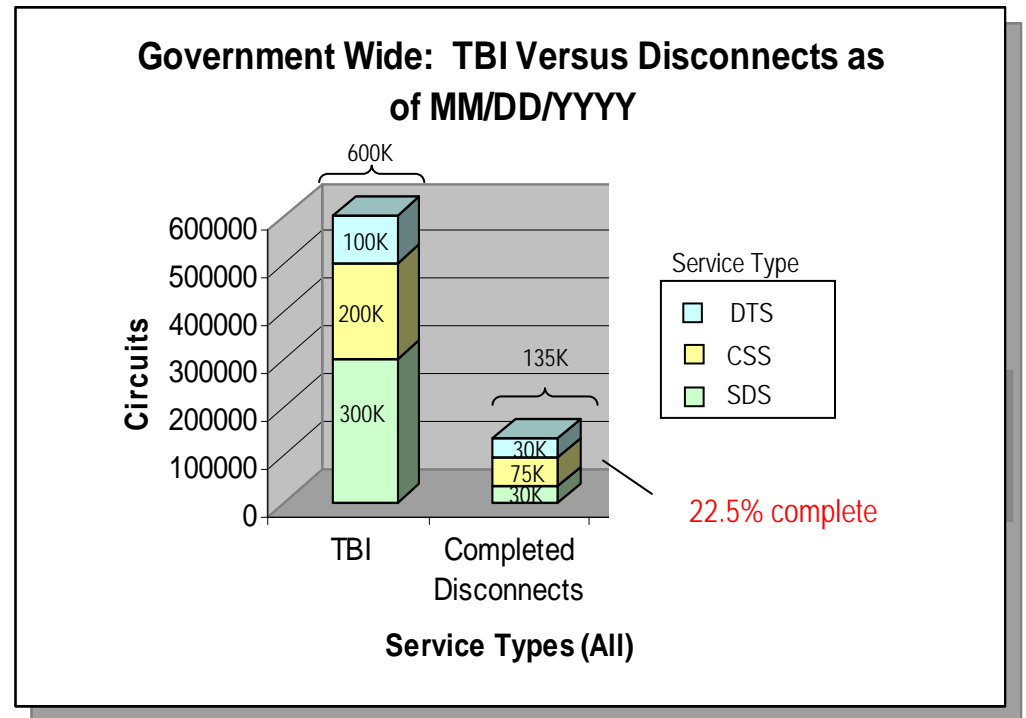
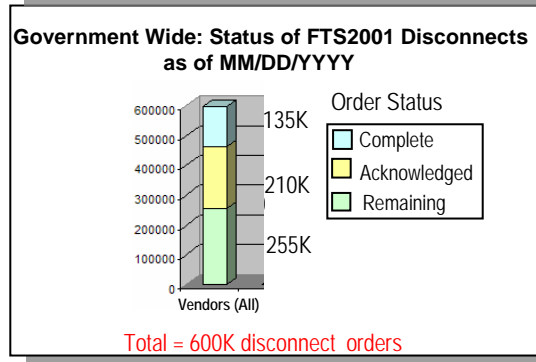
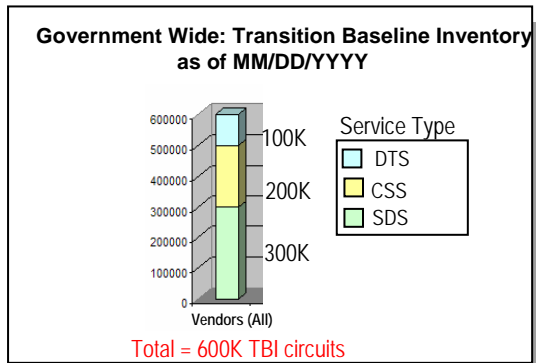
# Government-Wide Reports: Example of FTS2001 Disconnect Order Status (Outputs)

Government wide disconnect total matches government wide TBI total



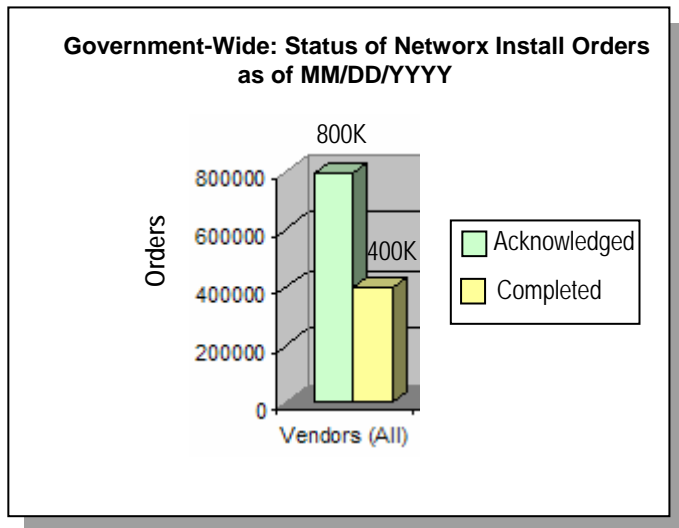
- GSA and TWG will have the ability to view the status of FTS2001 disconnect orders across all vendors. In this example, FTS2001 disconnect orders are sorted by order status (completed, acknowledged, and remaining) for all vendors combined and then for individual vendors.**

# Government-Wide Reports: Example of TBI Versus Completed Disconnects (Outputs)

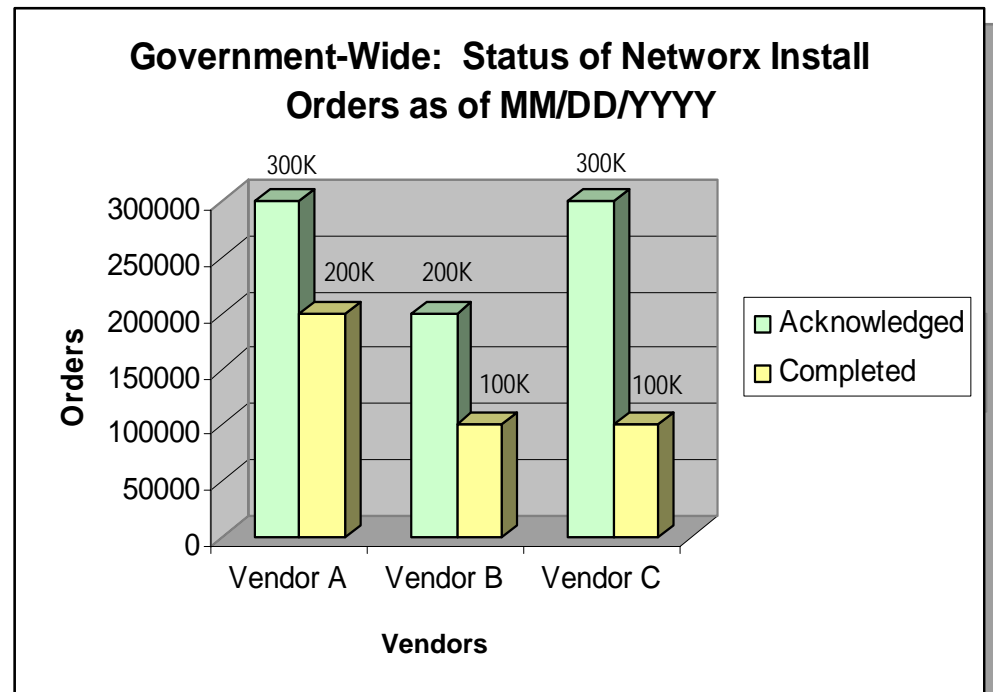


- In this example, FTS2001/Crossover vendors completed 135K disconnects of the 600K circuits in the government wide transition baseline inventory (TBI) yielding a 22.5% completion rate. The TBI and completed disconnects are further broken out by service type (DTS, CSS, SDS).

# Government-Wide Reports: Example of Networkx Install Order Status by Contractor (Outputs)

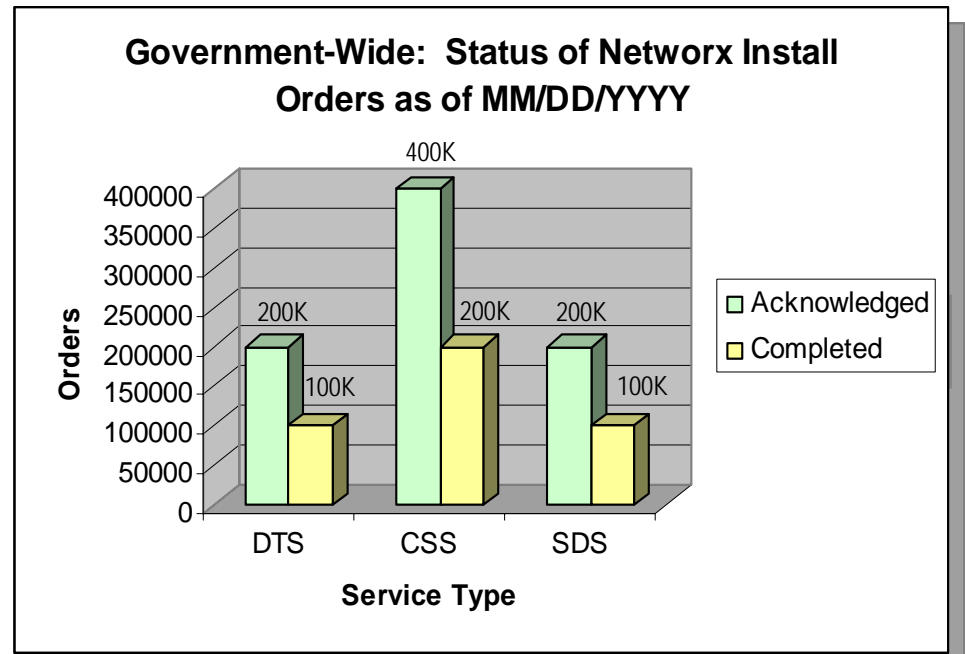
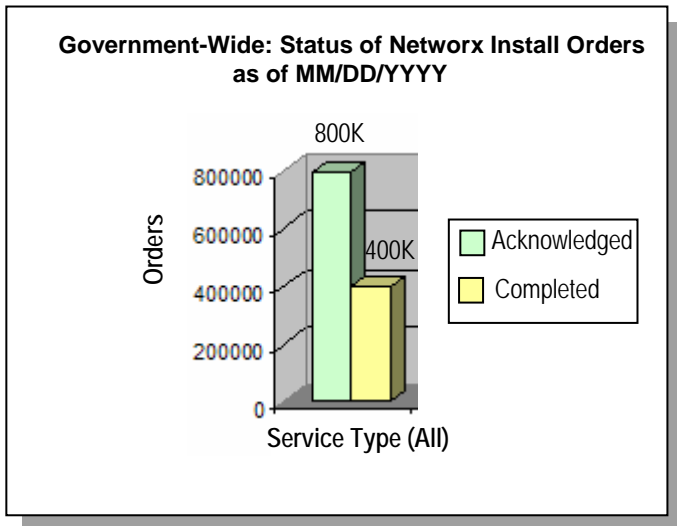


\* Captures installs associated with transition orders



- GSA and TWG will have the ability to track the status of Networkx install orders across the federal government for all vendors. In this example, Networkx install orders are sorted by order status (acknowledged and completed) for all vendors combined and then individual vendors.**

# Government-Wide Reports: Example of Networkx Install Order Status By Service Type (Outputs)



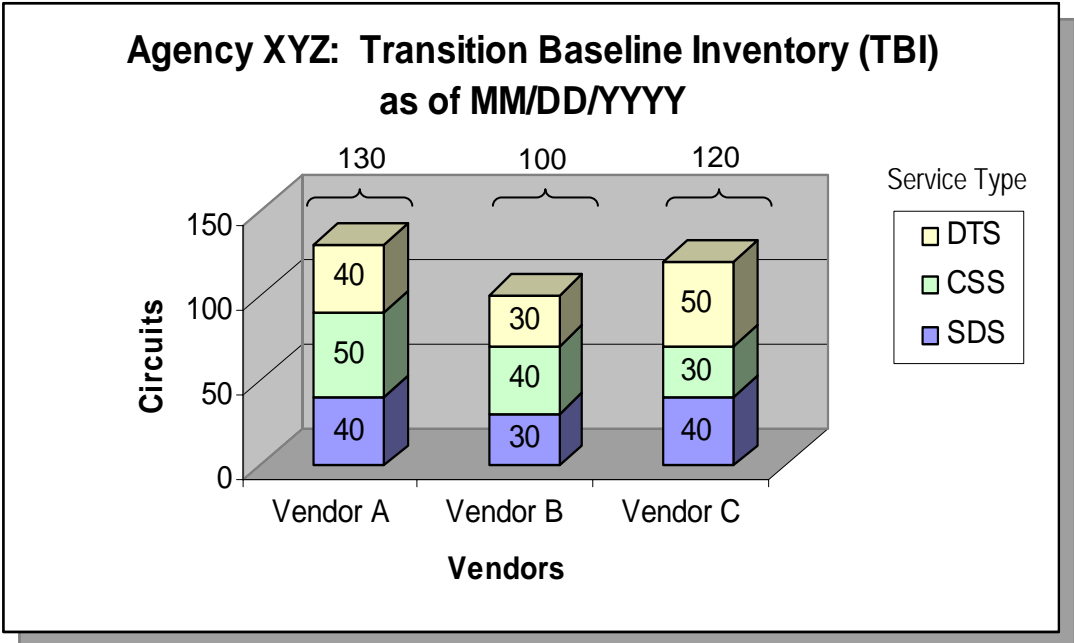
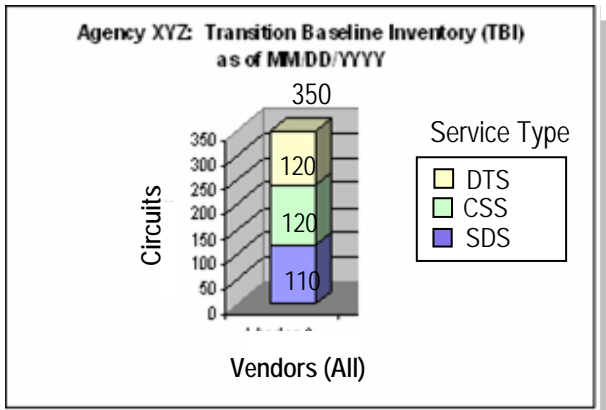
\* Captures installs associated with transition orders

- GSA and TWG will have the ability to track the status of Networkx install orders for all vendors across the entire federal government. In this example, Networkx install orders are sorted by order status (acknowledged and completed) for all service types combined and then individual service types.**



# Example of Validated TBI for a Specific Agency Bureau Code (Inputs)

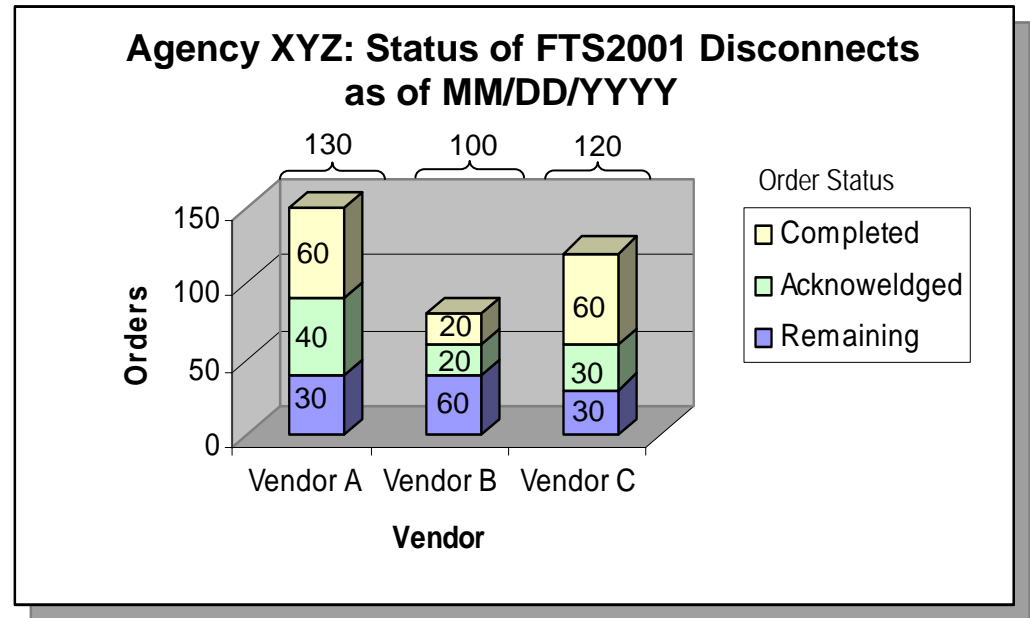
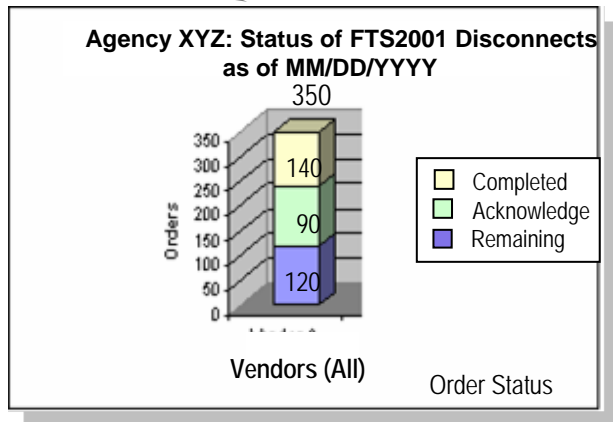
Validated TBI taken from MORRIS for a specific agency bureau code



- Agency XYZ recorded a total of 350 circuits in its transition baseline inventory (TBI). In this example, TBI is distributed across three vendors (Vendor A = 130, Vendor B = 100, Vendor C = 120) and then sorted by service type (DTS, CSS, SDS) within each vendor.

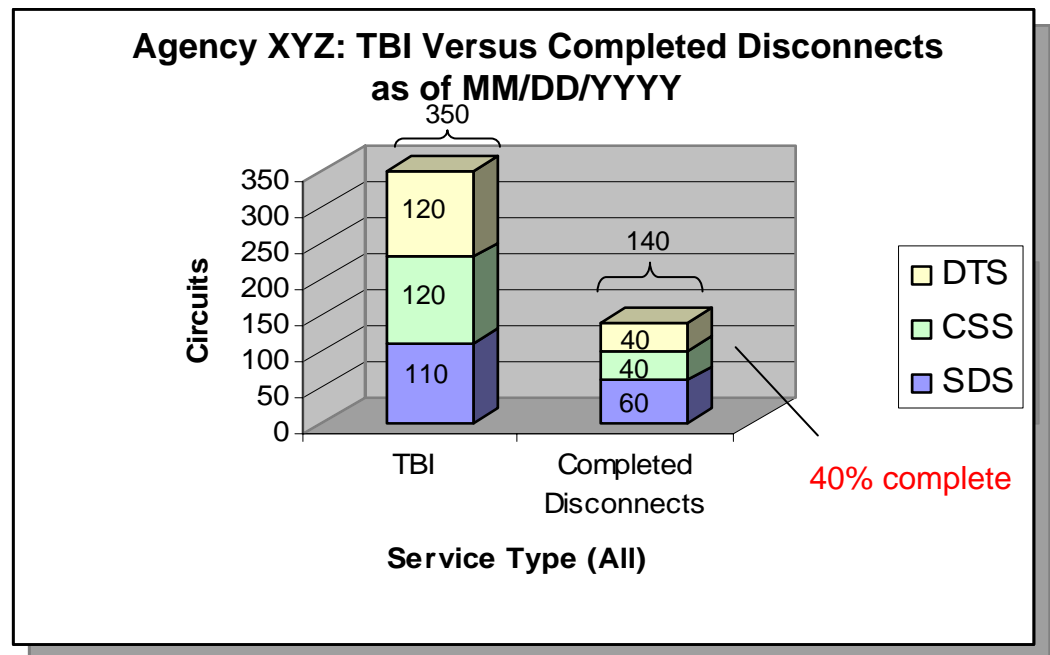
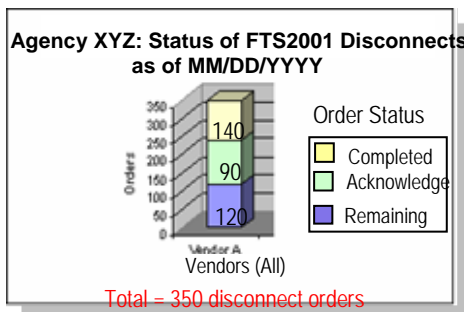
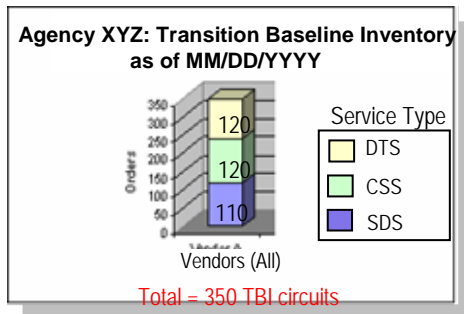
# Agency-Specific Reports: Example of FTS2001 Disconnect Order Status (Outputs)

Agency XYZ disconnect total matches its TBI total



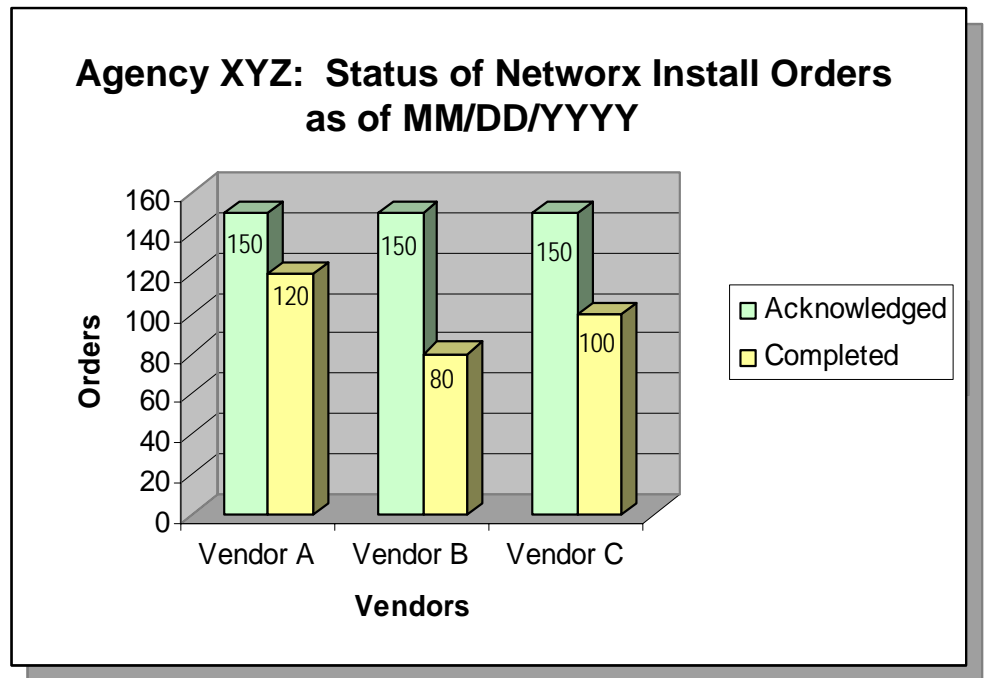
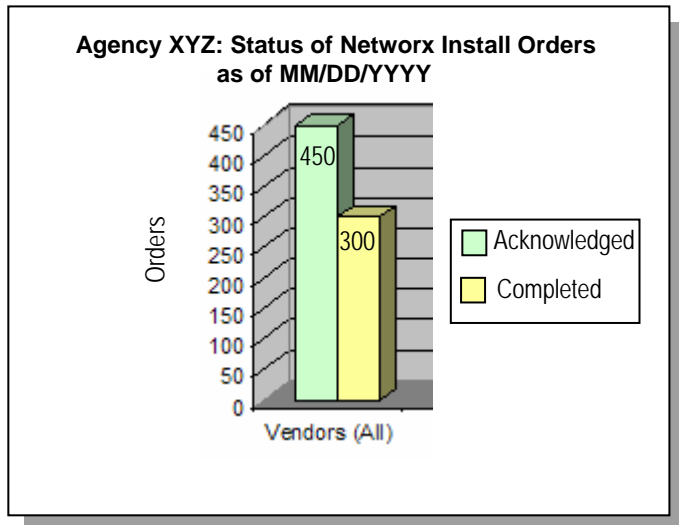
- Agency XYZ will have the ability to view the status of its FTS2001 disconnect orders to measure transition progress. FTS2001 disconnect orders are sorted by order status (completed, acknowledged, and remaining) for all vendors combined and then for individual vendors.

# Agency-Specific Reports: Example of TBI Versus Completed Disconnects (Outputs)



- Agency XYZ completed 140 disconnects of the 350 circuits in its validated transition baseline inventory (TBI) yielding a 40% completion rate. The TBI and completed disconnects are further broken out by service type (DTS, CSS, SDS).

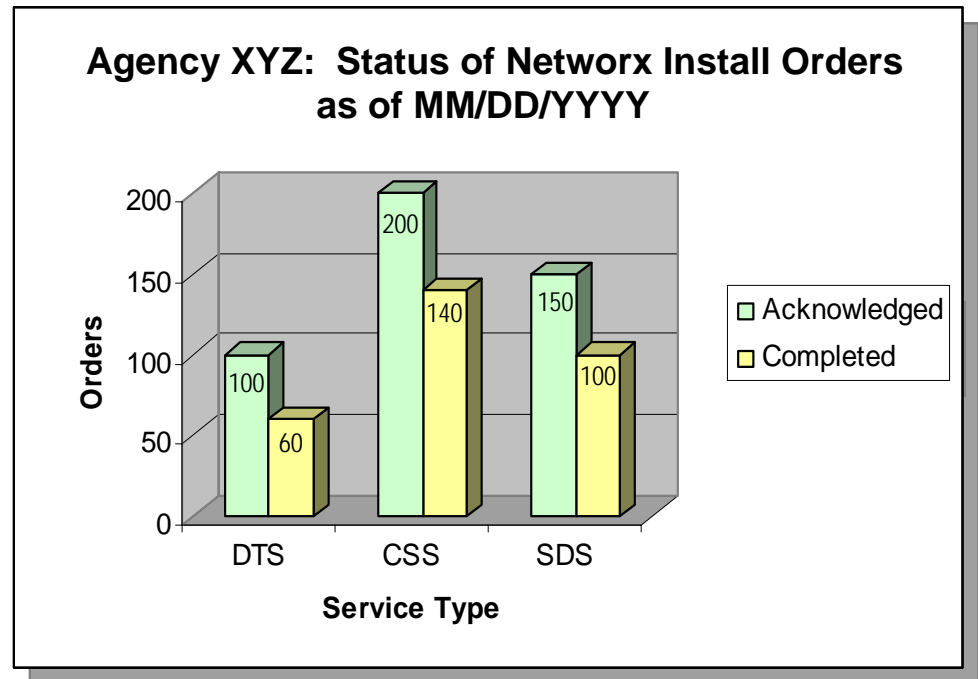
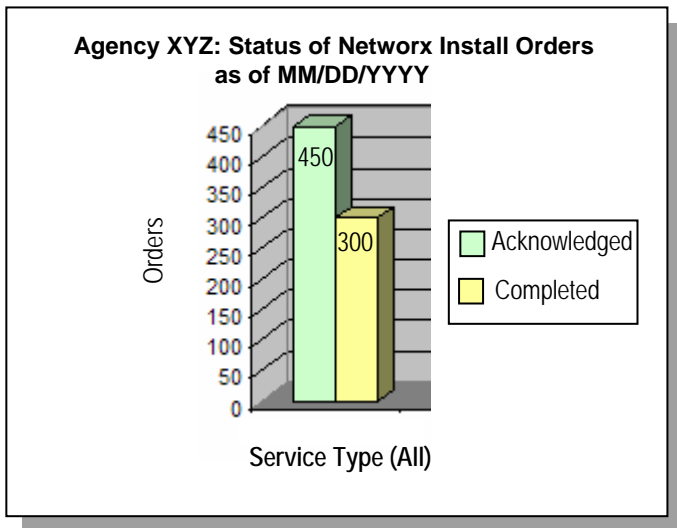
# Agency-Specific Reports: Example of Networkx Install Order Status By Contractor (Outputs)



\* Captures installs associated with transition orders

- Agency XYZ will have the ability to view the status of its Networkx install orders to measure transition progress. Networkx install orders are sorted by order status (acknowledged and completed) for all vendors combined and then individual vendors. 20

# Agency-Specific Reports: Example of Networkx Install Order Status By Service Type (Outputs)



\* Captures installs associated with transition orders

- **Agency XYZ will have the ability to view the status of its Networkx install orders to measure transition progress. Networkx install orders are sorted by order status (acknowledged and completed) for all service types combined and then by individual service types.**



## *Contact Information*

**Networkx Universal  
Contracting Officer**

Jack Braun

(703) 306-6423

*jack.braun@gsa.gov*

**Networkx Enterprise  
Contracting Officer**

Robert Abood

(703) 306-6461

*robert.abood@gsa.gov*