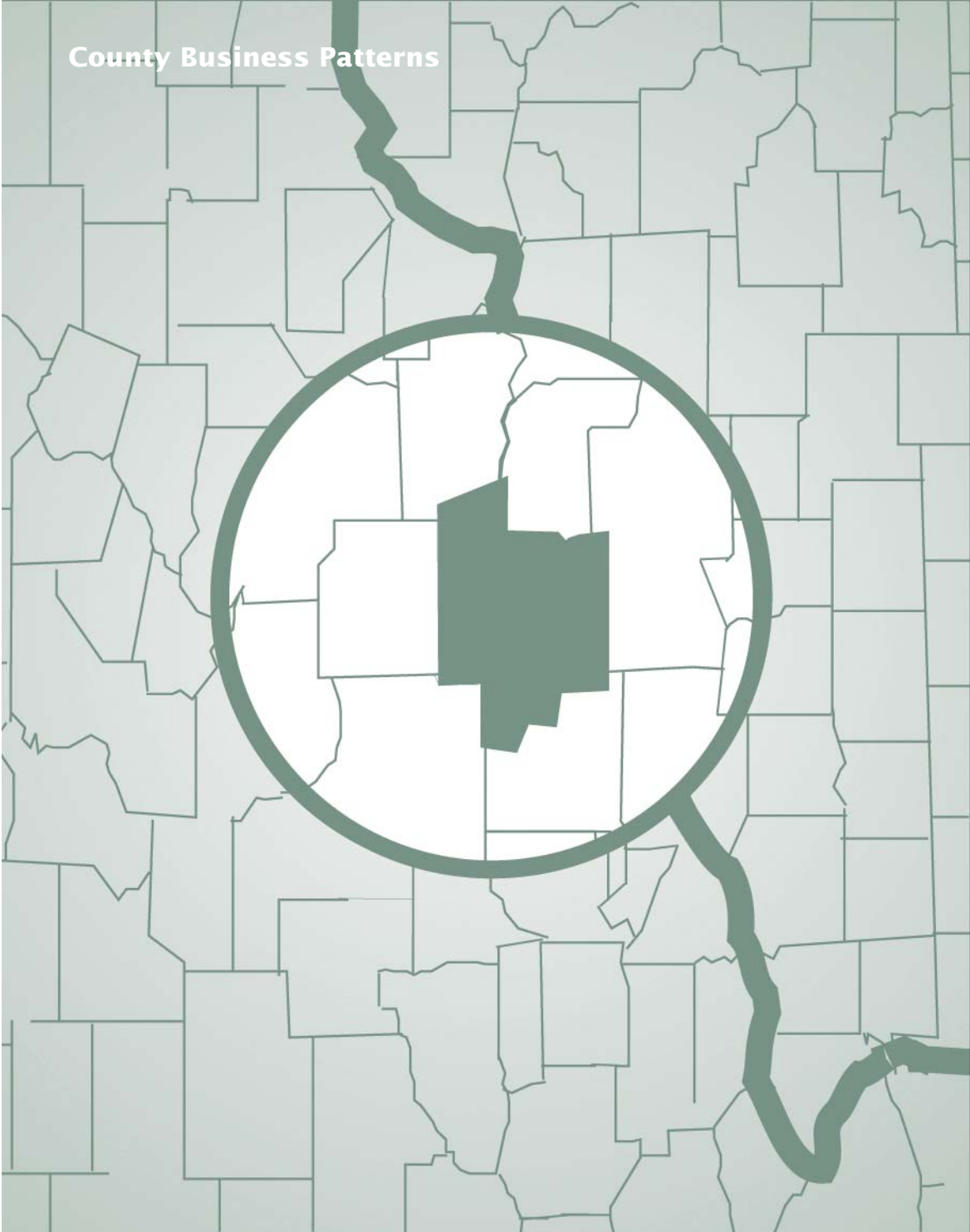


# Utah: 2001

Issued April 2003

CBP/01-46



**U S C E N S U S B U R E A U**  
*Helping You Make Informed Decisions*

U.S. Department of Commerce  
Economics and Statistics Administration  
U.S. CENSUS BUREAU



## ACKNOWLEDGMENTS

This report was prepared under the general direction of **Carl A. Konschnik**, Assistant Division Chief for Research and Methodology, Economic Planning and Coordination Division. **Paul Hanczaryk**, Chief, Register Analysis Branch, supervised the preparation of this report and was assisted by **Phil Thompson**, and **Gerald Feuer**. **Joel Fowler**, **Yolanda Funderburk**, **Mary Green**, **Dameka Hemsley**, **Mary Hogan**, **Lavelle Lee**, **Lillian Moy**, **Alan Pines**, and **Jon Youngman** contributed in resolving establishment processing problems and in data analysis.

Additional data analysis was provided by the staffs of **Lawrence A. Blum**, Assistant Division Chief for Collection Activities, Economic Planning and Coordination Division, assisted by **David Eade**; and **Carlene Bottorff**, Chief, Economic Projects Branch, National Processing Center, assisted by **Marsha Sowders** and **Anita Coomes**. Statistical methodology and quality assurance operations were performed by **Ken Sausman**, **Michael Kornbau**, **Thomas Cevis**, **Michelle Vile**, and **Marilyn Italiano**.

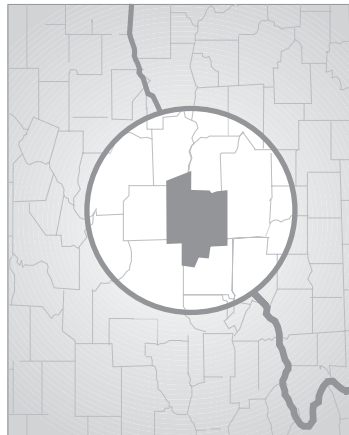
**Steven McCraith**, Chief, Census Related Surveys Branch, Economic Statistical Methods and Programming Division, assisted by **Dan Vacca**, supervised computer support operations. **Ed Carr** was assigned primary responsibility for programming this report. **Jerry Richards** and **Bob Penrod** provided additional support for computer operations.

**David Chapman** of the Economic Statistical Methods and Programming Division contributed to the editing system and provided other methodological improvements.

**Kim D. Ottenstein** and **Bernadette J. Beasley**, of the Administrative and Customer Services Division, **Walter C. Odom**, Chief, provided publications and printing management, graphics design and composition, and editorial review for print and electronic media. General direction and production management were provided by **James R. Clark**, Assistant Division Chief, Publications Services Branch.

Special acknowledgment is also due the many businesses whose cooperation has contributed to the publication of these data.

## County Business Patterns



### **U.S. Department of Commerce**

**Donald L. Evans,**  
Secretary

**Samuel W. Bodman,**  
Deputy Secretary

### **Economics and Statistics Administration**

**Kathleen B. Cooper,**  
Under Secretary for  
Economic Affairs

**U.S. CENSUS BUREAU**  
**Charles Louis Kincannon,**  
Director

---

SUGGESTED CITATION

U.S. Census Bureau,  
County Business Patterns 2001

**UTAH**

Washington, DC,  
2003



**Economics  
and Statistics  
Administration**

**Kathleen B. Cooper,**  
Under Secretary  
for Economic Affairs



**U.S. CENSUS BUREAU**  
**Charles Louis Kincannon,**  
Director

**Hermann Habermann,**  
Deputy Director and  
Chief Operating Officer

**Vacant,**  
Principal Associate  
Director for Programs

**Frederick T. Knickerbocker,**  
Associate Director  
for Economic Programs

**Thomas L. Mesenbourg,**  
Assistant Director  
for Economic Programs

**Shirin A. Ahmed,**  
Chief, Economic  
Planning and Coordination  
Division

CONTENTS

General Explanation	
Introduction .....	V
Industry Classifications .....	V
Data Products .....	V
Sources of Data .....	VI
Definitions of Basic Data Items .....	VI
Industry and Geography Classifications .....	VII
Comparability With Other Data .....	VII
Data Withheld From Publication .....	VII
Reliability of Data .....	VIII
Abbreviations and Symbols .....	VIII
State Map .....	IX
Tables	
1. The State—Establishments, Employees, and Payroll by Major Group: 2001 and 2000 .....	1
2. The State—Employees, Payroll, and Establishments by Industry: 2001 .....	3
3. The State—Employees and Annual Payroll by Employment-Size Class: 2001 .....	30
4. The State—Establishments With 1,000 Employees or More by Major Group and Employment-Size Class: 2001 .....	35
5. The State—Employees, Payroll, and Establishments by County: 2001 and 2000 .....	36
6. Counties—Employees, Payroll, and Establishments by Industry: 2001 .....	37
Description of Pubs Issued in Previous Years—Inside Back Cover	

# General Explanation

---

## INTRODUCTION

County Business Patterns is an annual series that provides subnational economic data by industry. The series is useful for studying the economic activity of small areas; analyzing economic changes over time; and as a benchmark for statistical series, surveys, and databases between economic censuses. Businesses use the data for analyzing market potential, measuring the effectiveness of sales and advertising programs, setting sales quotas, and developing budgets. Government agencies use the data for administration and planning.

County Business Patterns covers most of the country's economic activity. The series excludes data on self-employed individuals, employees of private households, railroad employees, agricultural production employees, and most government employees.

This series has been published annually since 1964 and at irregular intervals dating back to 1946. The comparability of data over time may be affected by definitional changes in establishments, activity status, and industrial classifications. For more details on these changes, see the section "Comparability With Other Data."

## INDUSTRY CLASSIFICATIONS

Data from the County Business Patterns series are published primarily on the basis of the North American Industry Classification System (NAICS). Earlier County Business Patterns data were published according to the Standard Industrial Classification (SIC) system. While many of the individual NAICS industries correspond directly to industries as defined under the SIC system, most of the aggregate NAICS groupings do not.

Particular care should be taken in comparing data for retail trade, wholesale trade, and manufacturing, which are sector titles used in both NAICS and SIC, but cover somewhat different groups of industries. For more information on NAICS and changes from the SIC system, go to [www.census.gov/epcd/www/naics.html](http://www.census.gov/epcd/www/naics.html)

The 2001 County Business Patterns series includes the following NAICS sectors:

<i>Sector</i>	<i>Description</i>
11	Forestry, Fishing, Hunting, and Agriculture Support
21	Mining
22	Utilities

<i>Sector</i>	<i>Description</i>
23	Construction
31-33	Manufacturing
42	Wholesale Trade
44-45	Retail Trade
48-49	Transportation and Warehousing
51	Information
52	Finance and Insurance
53	Real Estate and Rental and Leasing
54	Professional, Scientific, and Technical Services
55	Management of Companies and Enterprises
56	Administrative and Support and Waste Management and Remediation Services
61	Educational Services
62	Health Care and Social Assistance
71	Arts, Entertainment, and Recreation
72	Accommodation and Food Services
81	Other Services (except Public Administration)
95	Auxiliaries (except corporate, subsidiary, and regional management)
99	Unclassified

County Business Patterns data are tabulated by industry as defined in the manual entitled *North American Industry Classification System: United States, 1997* with some exceptions. Data for auxiliary establishments (except corporate, subsidiary, and regional managing offices) will be tabulated in a separate category (Sector 95).

The 2001 County Business Patterns covers all NAICS industries except crop and animal production (NAICS 111,112), rail transportation (NAICS 482), National Postal Service (NAICS 491), pension, health, welfare, and vacation funds (NAICS 525110, 525120, 525190), trusts, estates, and agency accounts (NAICS 525920), private households (NAICS 814), and public administration (NAICS 92).

## DATA PRODUCTS

### Reports

The County Business Patterns data series includes a separate printed report for each state, the District of Columbia, Puerto Rico, and the United States. Individual state reports present payroll and employment data for the state and counties by industry. The reports also include the number of establishments by industry and employment size class.

---

The United States report presents similar data for the country as a whole. In addition, the U.S. report provides employment and payroll data by employment size class for major industry groups.

Data for industries with fewer than 100 employees, as well as data for detailed industries withheld to avoid disclosing data for individual companies, are not shown in the printed reports. However, these data are available on CD-ROM and other computer products.

### **Electronic Data Formats**

County Business Patterns series data are available on CD-ROM, computer tapes and diskettes. The CD-ROM also includes software for creating County Business Patterns data files compatible with popular database and spreadsheet software. In addition, ZIP Code Business Patterns data are available on CD-ROM and are available shortly after the release of County Business Patterns, and include the number of establishments by NAICS industry.

Publications also are available in Portable Document Format (PDF) at [www.census.gov/prod/www/abs/cbptotal.html](http://www.census.gov/prod/www/abs/cbptotal.html). In order to view these files, you will need the Adobe(R) Acrobat(R) Reader, which is available for free from the Adobe web site at [www.adobe.com](http://www.adobe.com). Alternatively, the Census Bureau will print the publication, give it a glue binding, and ship it to you for a fee.

For information and options to order County Business Patterns data products, contact:

Customer Services Center  
Marketing Services Office  
U.S. Census Bureau  
Washington, DC 20233

Telephone: 301-763-4100  
Internet address: [www.census.gov/](http://www.census.gov/)

### **Special Tabulations**

Special tabulations of County Business Patterns are available on a cost-reimbursable basis. For more information, contact:

U.S. Census Bureau  
Economic Planning and Coordination Division  
Register Analysis Branch  
Washington, DC 20233

Telephone: 301-763-2580  
Fax: 301-457-4433  
E-mail: [cbp@census.gov](mailto:cbp@census.gov)

### **SOURCES OF DATA**

County Business Patterns basic data items are extracted from the Standard Statistical Establishment List, a file of all known single and multiestablishment employer companies maintained and updated by the U.S. Census Bureau. The annual Company Organization Survey provides individual

establishment data for multiestablishment companies. Data for single-establishment companies are obtained from various Census Bureau programs, such as the Annual Survey of Manufactures and Current Business Surveys, as well as from administrative records of the Internal Revenue Service, the Social Security Administration, and the Bureau of Labor Statistics.

### **DEFINITIONS OF BASIC DATA ITEMS**

#### **Establishments**

An establishment is a single physical location at which business is conducted or services or industrial operations are performed. It is not necessarily identical with a company or enterprise, which may consist of one or more establishments. When two or more activities are carried on at a single location under a single ownership, all activities generally are grouped together as a single establishment. The entire establishment is classified on the basis of its major activity and all data are included in that classification.

Establishment-size designations are determined by paid employment in the mid-March pay period. The size group "1 to 4" includes establishments that did not report any paid employees in the mid-March pay period but paid wages to at least one employee at some time during the year.

Establishment counts represent the number of locations with paid employees any time during the year. This series excludes governmental establishments except for wholesale liquor establishments (NAICS 4228), retail liquor stores (NAICS 44531), Federally-chartered savings institutions (NAICS 522120), Federally-chartered credit unions (NAICS 522130), and hospitals (NAICS 622).

#### **Payroll**

Total payroll includes all forms of compensation, such as salaries, wages, reported tips, commissions, bonuses, vacation allowances, sick-leave pay, employee contributions to qualified pension plans, and the value of taxable fringe benefits. For corporations, it includes amounts paid to officers and executives; for unincorporated businesses, it does not include profit or other compensation of proprietors or partners. Payroll is reported before deductions for Social Security, income tax, insurance, union dues, etc. First-quarter payroll consists of payroll during the January-to-March quarter.

#### **Mid-March Employment**

Paid employment consists of full- and part-time employees, including salaried officers and executives of corporations, who are on the payroll in the pay period including March 12. Included are employees on paid sick leave, holidays, and vacations; not included are proprietors and partners of unincorporated businesses.

---

## **INDUSTRY AND GEOGRAPHY CLASSIFICATIONS**

The quinquennial economic censuses are the primary source for industry and geography classifications. The annual Company Organization Survey, Annual Survey of Manufactures, Current Business Surveys, and other Census Bureau programs provide regular updates.

### **Industry Classification**

Additional sources for assigning industry classifications are the Social Security Administration, the Internal Revenue Service, and the Bureau of Labor Statistics. These sources provide industry classification information for new businesses and businesses not canvassed in the Census Bureau programs. Establishments without sufficient industry information are tabulated in the “unclassified establishments” group.

Industry classifications are explained in an appendix in the U.S. Summary. The industry titles used throughout this series are the short NAICS titles; complete descriptions are contained in the manual entitled *North American Industry Classification System: United States, 1997*.

### **Geography Classification**

Most geography codes are derived from the physical location address reported in Census Bureau programs. The Internal Revenue Service provides supplemental address information. Those employers without a fixed location within a state (or of unknown county location) are included under a “statewide” classification at the end of the county tables. This incomplete detail causes only slight understatement of county employment. The independent cities in Virginia, and the cities of Baltimore, MD; Carson City, NV; and St. Louis, MO, are treated as separate counties.

### **Employee Leasing Services**

Historically, the permanent on-site work force at a business location were paid employees of that establishment. This traditional practice of firms directly hiring employees is still the dominant employer/employee relationship in the United States. However, over the past decade a new work force arrangement has emerged.

Under this new arrangement, a company commonly known as an employee leasing company or professional employer organization (PEO) operates in a co-employment relationship with client businesses. Employee leasing establishments typically acquire and lease back some or all of the employees of their clients, and serve as the employer of record of the leased employees for payroll, benefits, and related purposes.

The 2001 CBP shows almost 1.34 million employees in employee leasing services (NAICS 561330), up from the approximately 1.25 million employees published in the 2000 CBP. Clearly, the employees are not classified in the

predominant industry of the client businesses. Also, leasing companies may pay these employees out of a single payroll office. This may result in the leasing company’s employment and payroll data being reported in the county where the payroll office is located, thus distorting the data for that county. In some cases, many thousands of employees may be paid from a single payroll office. Therefore, for geography purposes, we may publish employee-leasing establishments in the “statewide” category in states where such payroll offices are located, as these establishments service multiple counties.

## **COMPARABILITY WITH OTHER DATA**

### **Earlier County Business Patterns**

The comparability of data with previous County Business Patterns series may be affected by the following definitional changes:

- The change from a “reporting unit” concept to establishment based data in 1974
- The change in definition of “active” establishments in 1983
- The change in industrial classification definitions, the most recent occurring in 1998

A description of previous County Business Patterns publications is provided on the inside back cover.

### **1997 Economic Census**

Definitional and coverage differences may affect the direct comparison of 1997 Economic Census and County Business Patterns data. Definitions of an establishment, employment, and payroll are detailed in the introductory text of each publication.

The 1997 Economic Census generally uses respondent-reported data. The County Business Patterns uses administrative record data for small establishments. Although efforts are made to resolve significant differences in the data, differences are known to exist.

Some large companies report different activities at the same location as separate profit centers. The County Business Patterns program treats each profit center as a separate establishment. The 1997 Economic Census may combine the profit centers into one establishment. This results in establishment count differences.

### **DATA WITHHELD FROM PUBLICATION**

In accordance with U.S. Code, Title 13, Section 9, no data are published that would disclose the operations of an individual employer. However, the number of establishments in an industry classification and the distribution of these establishments by employment-size class are not considered to be disclosures, and so this information may be released even though other information is withheld from publications.



---

## RELIABILITY OF DATA

All data are tabulated from universe files and are not subject to sampling errors. However, the data are subject to nonsampling errors. Nonsampling errors can be attributed to many sources: inability to identify all cases in the universe; definition and classification difficulties; differences in interpretation of questions; errors in recording or coding the data obtained; and estimation of employers who reported too late to be included in the tabulations and for records with missing or misreported data.

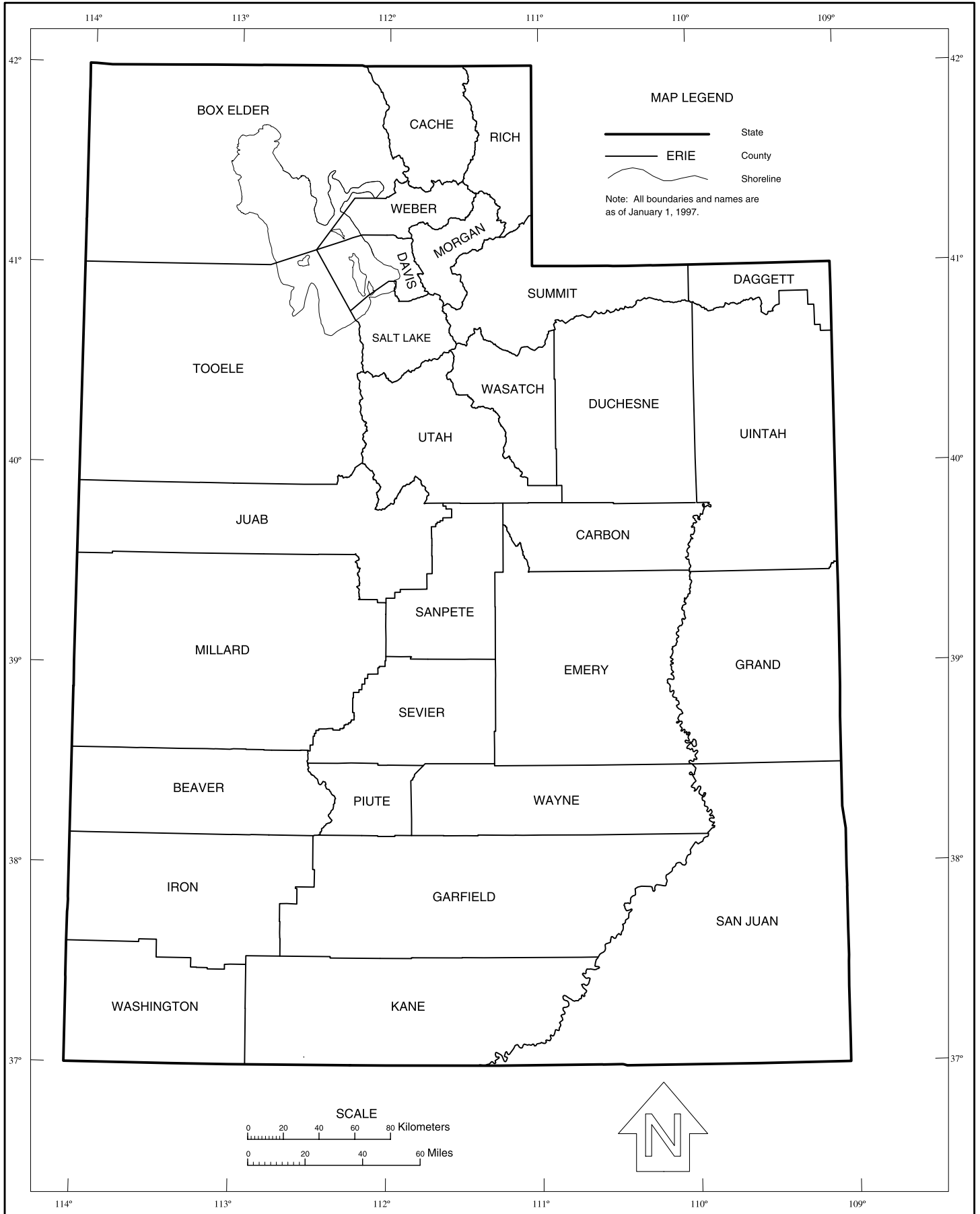
The accuracy of the data is determined by the joint effects of the various nonsampling errors. No direct measurement of these effects has been obtained; however, precautionary steps were taken in all phases of collection, processing, and tabulation to minimize the effects of nonsampling errors.

## ABBREVIATIONS AND SYMBOLS

The following abbreviations and symbols are used in this publication:

–	Represents zero.
A-C, E-M	Entered in place of employment data, represents an employment-size class as defined in the footnote of the tables.
(D)	Withheld to avoid disclosing data for individual companies; data are included in broader industry totals.
n.e.c.	Not elsewhere classified.
NAICS	North American Industry Classification System.

# County Business Patterns--Utah



**Table 1. The State—Establishments, Employees, and Payroll by Major Group: 2001 and 2000**

[Excludes most government employees, railroad employees, and self-employed persons. (D) denotes figures withheld to avoid disclosing data for individual companies; the data are included in broader industry totals. For explanation of terms, abbreviations, and data reliability/comparability, see introductory text]

NAICS code	Major group	2001				2000			
		Number of establishments	Number of employees for week including March 12	Payroll (\$1,000)		Number of establishments	Number of employees for week including March 12	Payroll (\$1,000)	
				First quarter	Annual			First quarter	Annual
	<b>Total .....</b>	<b>56 851</b>	<b>914 829</b>	<b>6 323 634</b>	<b>26 064 189</b>	<b>55 379</b>	<b>917 089</b>	<b>6 084 628</b>	<b>25 439 601</b>
<b>11</b>	<b>Forestry, fishing, hunting, and agriculture support .....</b>	<b>58</b>	<b>233</b>	<b>1 877</b>	<b>7 177</b>	<b>56</b>	<b>230</b>	<b>1 338</b>	<b>6 069</b>
113	Forestry and logging .....	20	(B)	(D)	(D)	19	(B)	(D)	(D)
114	Fishing, hunting & trapping .....	8	(B)	(D)	(D)	5	(A)	(D)	(D)
115	Agriculture & forestry support activities .....	30	(C)	(D)	(D)	32	(C)	(D)	(D)
<b>21</b>	<b>Mining .....</b>	<b>295</b>	<b>7 996</b>	<b>94 853</b>	<b>378 273</b>	<b>281</b>	<b>7 467</b>	<b>85 344</b>	<b>356 358</b>
211	Oil & gas extraction .....	61	825	12 419	47 255	58	864	14 219	50 126
212	Mining (except oil & gas) .....	75	4 421	57 557	220 612	72	4 579	55 725	230 255
213	Mining support activities .....	159	2 750	24 877	110 406	151	2 024	15 400	75 977
<b>22</b>	<b>Utilities .....</b>	<b>167</b>	<b>5 213</b>	<b>114 901</b>	<b>347 926</b>	<b>152</b>	<b>5 354</b>	<b>87 650</b>	<b>304 200</b>
221	Utilities .....	167	5 213	114 901	347 926	152	5 354	87 650	304 200
<b>23</b>	<b>Construction .....</b>	<b>8 251</b>	<b>61 911</b>	<b>444 159</b>	<b>2 029 819</b>	<b>8 148</b>	<b>63 964</b>	<b>447 811</b>	<b>1 992 467</b>
233	Building, developing & general contracting .....	2 794	16 698	127 520	568 178	2 762	17 477	129 379	545 984
234	Heavy construction .....	354	8 209	69 077	351 483	306	8 268	68 717	342 931
235	Special trade contractors .....	5 103	37 004	247 562	1 110 158	5 080	38 219	249 715	1 103 552
<b>31-33</b>	<b>Manufacturing .....</b>	<b>3 001</b>	<b>120 445</b>	<b>1 046 646</b>	<b>4 241 127</b>	<b>2 917</b>	<b>122 542</b>	<b>1 053 141</b>	<b>4 321 840</b>
311	Food mfg .....	259	14 464	99 269	406 010	263	13 990	92 344	398 461
312	Beverage & tobacco product mfg .....	16	(F)	(D)	(D)	14	(E)	(D)	(D)
313	Textile mills .....	18	105	418	1 959	14	(C)	(D)	(D)
314	Textile product mills .....	61	1 061	6 179	26 717	61	(G)	(D)	(D)
315	Apparel manufacturing .....	73	1 099	6 466	26 490	65	1 317	6 160	26 982
316	Leather & allied product mfg .....	20	221	1 091	3 671	16	(E)	(D)	(D)
321	Wood product mfg .....	145	2 285	13 511	60 195	137	2 372	12 659	53 348
322	Paper mfg .....	33	2 761	23 923	99 824	33	2 889	23 481	100 612
323	Printing & related support activities .....	284	6 930	51 397	213 921	281	7 248	51 163	212 023
324	Petroleum & coal products mfg .....	23	(G)	(D)	(D)	19	1 577	20 502	82 543
325	Chemical mfg .....	122	4 983	44 753	184 878	130	5 570	46 600	200 709
326	Plastics & rubber products mfg .....	146	4 374	30 055	128 331	148	4 332	30 579	125 774
327	Nonmetallic mineral product mfg .....	159	3 767	29 837	132 002	139	4 006	30 850	145 136
331	Primary metal mfg .....	66	5 720	61 393	237 070	60	5 803	67 646	265 071
332	Fabricated metal product mfg .....	486	10 575	84 333	340 732	473	10 669	87 330	351 183
333	Machinery mfg .....	158	6 136	60 135	241 069	165	6 352	61 513	245 210
334	Computer & electronic product mfg .....	156	18 340	194 708	773 321	153	15 752	169 988	715 246
335	Electrical equip, appliance & component mfg .....	38	1 493	14 827	59 857	37	1 466	12 808	52 867
336	Transportation equipment mfg .....	91	12 903	145 838	562 988	94	14 944	169 622	640 060
337	Furniture & related product mfg .....	284	6 674	44 682	177 184	252	7 252	45 684	192 774
339	Miscellaneous mfg .....	363	15 016	116 321	487 556	363	15 082	113 086	467 337
<b>42</b>	<b>Wholesale trade .....</b>	<b>3 310</b>	<b>44 014</b>	<b>408 339</b>	<b>1 670 164</b>	<b>3 294</b>	<b>43 947</b>	<b>385 085</b>	<b>1 583 221</b>
421	Wholesale trade, durable goods .....	2 254	26 945	262 766	1 080 719	2 229	26 915	248 462	1 025 722
422	Wholesale trade, nondurable goods .....	1 056	17 069	145 573	589 445	1 065	17 032	136 623	557 499
<b>44-45</b>	<b>Retail trade .....</b>	<b>8 189</b>	<b>126 475</b>	<b>592 523</b>	<b>2 474 229</b>	<b>7 952</b>	<b>123 824</b>	<b>562 141</b>	<b>2 455 467</b>
441	Motor vehicle & parts dealers .....	1 053	16 539	120 678	531 105	1 007	16 294	116 930	510 070
442	Furniture & home furnishing stores .....	526	5 297	31 486	128 625	487	5 093	30 499	126 347
443	Electronics & appliance stores .....	415	3 652	24 691	97 387	382	3 318	19 359	87 577
444	Bldg material & garden equip & supp dealers .....	750	10 614	69 314	296 885	724	10 762	67 452	368 777
445	Food & beverage stores .....	686	24 883	90 514	362 914	675	24 309	88 865	367 536
446	Health & personal care stores .....	551	4 155	23 450	100 115	494	4 127	21 345	91 539
447	Gasoline stations .....	957	9 586	28 496	117 785	924	9 884	28 911	118 065
448	Clothing & clothing accessories stores .....	1 066	10 570	33 451	131 525	1 077	9 868	30 999	127 246
451	Sporting goods, hobby, book & music stores .....	684	7 648	25 307	101 774	675	7 658	24 171	98 514
452	General merchandise stores .....	231	21 118	82 281	355 962	222	20 256	77 412	318 249
453	Miscellaneous store retailers .....	892	6 073	21 136	89 766	896	6 060	21 140	89 281
454	Nonstore retailers .....	378	6 340	41 719	160 386	389	6 195	35 058	152 266
<b>48-49</b>	<b>Transportation &amp; warehousing .....</b>	<b>1 467</b>	<b>38 239</b>	<b>310 908</b>	<b>1 295 264</b>	<b>1 409</b>	<b>41 860</b>	<b>295 230</b>	<b>1 245 927</b>
481	Air transportation .....	34	9 204	95 305	408 181	39	(J)	(D)	(D)
483	Water transportation .....	2	(B)	(D)	(D)	1	(A)	(D)	(D)
484	Truck transportation .....	988	19 652	144 458	603 335	953	19 772	138 855	599 066
485	Transit & ground passenger transportation .....	59	974	4 250	17 169	52	(G)	(D)	(D)
486	Pipeline transportation .....	27	(F)	(D)	(D)	25	(F)	(D)	(D)
487	Scenic & sightseeing transportation .....	15	(C)	(D)	(D)	17	(C)	(D)	(D)
488	Transportation support activities .....	205	2 451	17 395	70 980	186	2 297	14 445	61 454
492	Couriers & messengers .....	94	4 881	34 117	137 417	97	5 150	29 237	133 098
493	Warehousing & storage .....	43	(E)	(D)	(D)	39	241	1 644	7 277
<b>51</b>	<b>Information .....</b>	<b>1 233</b>	<b>29 348</b>	<b>292 364</b>	<b>1 087 985</b>	<b>1 105</b>	<b>27 257</b>	<b>269 875</b>	<b>1 041 121</b>
511	Publishing industries .....	287	8 666	101 871	372 173	289	8 426	107 376	399 596
512	Motion picture & sound recording industries .....	216	2 505	10 271	41 900	199	2 750	10 089	41 844
513	Broadcasting & telecommunications .....	518	11 467	132 925	505 280	396	9 557	114 264	436 715
514	Information & data processing services .....	212	6 710	47 297	168 632	221	6 524	38 146	162 966
<b>52</b>	<b>Finance &amp; insurance .....</b>	<b>4 106</b>	<b>44 759</b>	<b>440 517</b>	<b>1 693 531</b>	<b>4 267</b>	<b>43 493</b>	<b>407 584</b>	<b>1 559 145</b>
521	Monetary authorities - central bank .....	1	(C)	(D)	(D)	1	(C)	(D)	(D)
522	Credit intermediation & related activities .....	1 978	29 407	263 370	1 020 676	2 177	27 977	231 586	886 715
523	Security, commodity contracts & like activity .....	723	3 651	64 645	238 087	636	(H)	(D)	(D)
524	Insurance carriers & related activities .....	1 379	11 385	108 237	417 081	1 433	12 275	114 809	434 896
525	Funds, trusts, & other financial vehicles (part) .....	25	(C)	(D)	(D)	20	(B)	(D)	(D)
<b>53</b>	<b>Real estate &amp; rental &amp; leasing .....</b>	<b>2 745</b>	<b>14 640</b>	<b>83 599</b>	<b>354 279</b>	<b>2 592</b>	<b>14 500</b>	<b>79 561</b>	<b>336 783</b>
531	Real estate .....	2 195	9 667	56 277	239 770	2 056	9 490	50 643	220 743
532	Rental & leasing services .....	530	4 820	25 712	107 972	519	4 785	26 716	109 550
533	Lessors of other nonfinancial intangible asset .....	20	153	1 610	6 537	17	225	2 202	6 490

See footnotes at end of table.

**Table 1. The State—Establishments, Employees, and Payroll by Major Group: 2001 and 2000—Con.**

[Excludes most government employees, railroad employees, and self-employed persons. (D) denotes figures withheld to avoid disclosing data for individual companies; the data are included in broader industry totals. For explanation of terms, abbreviations, and data reliability/comparability, see introductory text]

NAICS code	Major group	2001				2000			
		Number of establishments	Number of employees for week including March 12	Payroll (\$1,000)		Number of establishments	Number of employees for week including March 12	Payroll (\$1,000)	
				First quarter	Annual			First quarter	Annual
<b>54</b>	<b>Professional, scientific &amp; technical services</b> .....	<b>5 731</b>	<b>58 516</b>	<b>535 935</b>	<b>2 297 077</b>	<b>5 390</b>	<b>50 856</b>	<b>467 474</b>	<b>2 095 762</b>
541	Professional, scientific & technical services .....	5 731	58 516	535 935	2 297 077	5 390	50 856	467 474	2 095 762
<b>55</b>	<b>Management of companies &amp; enterprises</b> .....	<b>338</b>	<b>20 751</b>	<b>264 697</b>	<b>977 917</b>	<b>314</b>	<b>17 309</b>	<b>297 406</b>	<b>1 011 182</b>
551	Management of companies & enterprises .....	338	20 751	264 697	977 917	314	17 309	297 406	1 011 182
<b>56</b>	<b>Admin, support, waste mgt, remediation services</b> .....	<b>2 970</b>	<b>78 145</b>	<b>396 715</b>	<b>1 656 982</b>	<b>2 715</b>	<b>101 852</b>	<b>461 327</b>	<b>1 967 180</b>
561	Administrative & support services .....	2 849	75 685	369 663	1 544 750	2 605	99 568	439 464	1 869 285
562	Waste management & remediation services .....	121	2 460	27 052	112 232	110	2 284	21 863	97 895
<b>61</b>	<b>Educational services</b> .....	<b>589</b>	<b>25 195</b>	<b>121 049</b>	<b>499 820</b>	<b>561</b>	<b>24 345</b>	<b>102 763</b>	<b>436 970</b>
611	Educational services .....	589	25 195	121 049	499 820	561	24 345	102 763	436 970
<b>62</b>	<b>Health care and social assistance</b> .....	<b>4 910</b>	<b>92 153</b>	<b>601 148</b>	<b>2 647 110</b>	<b>4 735</b>	<b>83 413</b>	<b>546 104</b>	<b>2 432 043</b>
621	Ambulatory health care services .....	3 806	35 101	249 765	1 188 994	3 654	29 059	223 071	1 073 053
622	Hospitals .....	61	33 929	258 995	1 070 692	60	31 975	237 028	1 002 598
623	Nursing & residential care facilities .....	356	13 944	56 667	236 877	352	13 638	53 979	222 921
624	Social assistance .....	687	9 179	35 721	150 547	669	8 741	32 026	133 471
<b>71</b>	<b>Arts, entertainment &amp; recreation</b> .....	<b>681</b>	<b>14 046</b>	<b>73 792</b>	<b>303 539</b>	<b>640</b>	<b>12 809</b>	<b>59 202</b>	<b>256 953</b>
711	Performing arts, spectator sports & related industries .....	210	(H)	(D)	(D)	184	(H)	(D)	(D)
712	Museums, historical sites & like institutions .....	24	(E)	(D)	(D)	22	(E)	(D)	(D)
713	Amusement, gambling & recreation industries .....	447	(J)	(D)	(D)	434	(I)	(D)	(D)
<b>72</b>	<b>Accommodation &amp; food services</b> .....	<b>4 028</b>	<b>81 135</b>	<b>210 011</b>	<b>863 074</b>	<b>3 884</b>	<b>79 987</b>	<b>195 771</b>	<b>817 282</b>
721	Accommodation .....	593	16 950	59 449	235 235	573	16 581	53 876	216 577
722	Food services & drinking places .....	3 435	64 185	150 562	627 839	3 311	63 406	141 895	600 705
<b>81</b>	<b>Other services (except public administration)</b> .....	<b>4 001</b>	<b>43 390</b>	<b>236 683</b>	<b>1 023 908</b>	<b>3 935</b>	<b>43 191</b>	<b>224 970</b>	<b>978 216</b>
811	Repair & maintenance .....	1 883	10 791	62 851	263 700	1 834	10 753	63 200	266 872
812	Personal & laundry services .....	1 188	8 376	29 722	126 110	1 181	8 170	28 178	119 499
813	Religious, grantmaking, civic, prof & like organizations .....	930	24 223	144 110	634 098	920	24 268	133 592	591 845
<b>95</b>	<b>Auxiliaries (exc corporate, subsidiary &amp; regional mgt)</b> .....	<b>137</b>	<b>7 436</b>	<b>49 922</b>	<b>200 339</b>	<b>134</b>	<b>7 651</b>	<b>50 032</b>	<b>196 489</b>
<b>99</b>	<b>Unclassified establishments</b> .....	<b>644</b>	<b>789</b>	<b>2 996</b>	<b>14 649</b>	<b>898</b>	<b>1 238</b>	<b>4 819</b>	<b>44 926</b>

Note: Employment-size classes are indicated as follows: A—0 to 19; B—20 to 99; C—100 to 249; E—250 to 499; F—500 to 999; G—1,000 to 2,499; H—2,500 to 4,999; I—5,000 to 9,999; J—10,000 to 24,999; K—25,000 to 49,999; L—50,000 to 99,999; M—100,000 or more.

**Table 2. The State—Employees, Payroll, and Establishments by Industry: 2001**

[Excludes most government employees, railroad employees, and self-employed persons. Size class 1 to 4 includes establishments with payroll, but no employees, during mid-March pay period. (D) denotes figures withheld to avoid disclosing data for individual companies; the data are included in broader industry totals. For explanation of terms, abbreviations, and data reliability/comparability, see introductory text]

NAICS code	Industry	Number of employees for week including March 12	Payroll (\$1,000)		Total number of establishments	Number of establishments by employment-size class								
			First quarter	Annual		1 to 4	5 to 9	10 to 19	20 to 49	50 to 99	100 to 249	250 to 499	500 to 999	1,000 or more
	<b>Total .....</b>	<b>914 829</b>	<b>6 323 634</b>	<b>26 064 189</b>	<b>56 851</b>	<b>30 784</b>	<b>10 739</b>	<b>7 565</b>	<b>4 814</b>	<b>1 581</b>	<b>961</b>	<b>250</b>	<b>95</b>	<b>62</b>
<b>11</b>	<b>Forestry, fishing, hunting, and agriculture support .....</b>	<b>233</b>	<b>1 877</b>	<b>7 177</b>	<b>58</b>	<b>41</b>	<b>11</b>	<b>5</b>	<b>1</b>	—	—	—	—	—
113	Forestry and logging .....	(B)	(D)	(D)	20	13	6	1	—	—	—	—	—	—
1132	Forest nurseries & gathering forest products .....	(A)	(D)	(D)	3	3	—	—	—	—	—	—	—	—
11321	Forest nurseries & gathering forest products .....	(A)	(D)	(D)	3	3	—	—	—	—	—	—	—	—
113210	Forest nurseries & gathering forest products .....	(A)	(D)	(D)	3	3	—	—	—	—	—	—	—	—
1133	Logging .....	(B)	(D)	(D)	17	10	6	1	—	—	—	—	—	—
11331	Logging .....	(B)	(D)	(D)	17	10	6	1	—	—	—	—	—	—
113310	Logging .....	(B)	(D)	(D)	17	10	6	1	—	—	—	—	—	—
114	Fishing, hunting & trapping .....	(B)	(D)	(D)	8	6	—	2	—	—	—	—	—	—
1141	Fishing .....	(B)	(D)	(D)	7	5	—	2	—	—	—	—	—	—
11411	Fishing .....	(B)	(D)	(D)	7	5	—	2	—	—	—	—	—	—
114111	Finfish fishing .....	(A)	(D)	(D)	2	2	—	—	—	—	—	—	—	—
114112	Shellfish fishing .....	(B)	(D)	(D)	3	1	—	2	—	—	—	—	—	—
114119	Other marine fishing .....	(A)	(D)	(D)	2	2	—	—	—	—	—	—	—	—
1142	Hunting & trapping .....	(A)	(D)	(D)	1	1	—	—	—	—	—	—	—	—
11421	Hunting & trapping .....	(A)	(D)	(D)	1	1	—	—	—	—	—	—	—	—
114210	Hunting & trapping .....	(A)	(D)	(D)	1	1	—	—	—	—	—	—	—	—
115	Agriculture & forestry support activities .....	(C)	(D)	(D)	30	22	5	2	1	—	—	—	—	—
1151	Crop production support activities .....	(B)	(D)	(D)	13	11	1	—	1	—	—	—	—	—
11511	Crop production support activities .....	(B)	(D)	(D)	13	11	1	—	1	—	—	—	—	—
115112	Soil preparation, planting, & cultivating .....	(A)	(D)	(D)	6	6	—	—	—	—	—	—	—	—
115113	Crop harvesting, primarily by machine .....	(A)	(D)	(D)	1	1	—	—	—	—	—	—	—	—
115114	Postharvest crop activities (exc ginning) .....	(A)	(D)	(D)	3	3	—	—	—	—	—	—	—	—
115115	Farm labor contractors & crew leaders .....	(A)	(D)	(D)	1	1	—	—	—	—	—	—	—	—
115116	Farm management services .....	(B)	(D)	(D)	2	—	1	—	1	—	—	—	—	—
1152	Animal production support activities .....	68	305	1 406	17	11	4	2	—	—	—	—	—	—
11521	Animal production support activities .....	68	305	1 406	17	11	4	2	—	—	—	—	—	—
115210	Animal production support activities .....	68	305	1 406	17	11	4	2	—	—	—	—	—	—
<b>21</b>	<b>Mining .....</b>	<b>7 996</b>	<b>94 853</b>	<b>378 273</b>	<b>295</b>	<b>131</b>	<b>46</b>	<b>54</b>	<b>28</b>	<b>17</b>	<b>14</b>	<b>4</b>	<b>1</b>	—
211	Oil & gas extraction .....	825	12 419	47 255	61	28	8	11	10	4	—	—	—	—
2111	Oil & gas extraction .....	825	12 419	47 255	61	28	8	11	10	4	—	—	—	—
21111	Oil & gas extraction .....	825	12 419	47 255	61	28	8	11	10	4	—	—	—	—
211111	Crude petroleum & natural gas extraction .....	792	12 010	45 332	55	24	7	10	10	4	—	—	—	—
211112	Natural gas liquid extraction .....	33	409	1 923	6	4	1	1	—	—	—	—	—	—
212	Mining (except oil & gas) .....	4 421	57 557	220 612	75	27	7	14	8	7	8	3	1	—
2121	Coal mining .....	1 823	22 772	89 295	14	2	1	1	1	3	4	2	—	—
21211	Coal mining .....	1 823	22 772	89 295	14	2	1	1	1	3	4	2	—	—
212111	Bituminous coal & lignite surface mining .....	(B)	(D)	(D)	2	1	—	—	1	—	—	—	—	—
212112	Bituminous coal underground mining .....	(G)	(D)	(D)	12	1	1	1	—	3	4	2	—	—
2122	Metal ore mining .....	(G)	(D)	(D)	18	8	1	5	—	—	2	1	1	—
21222	Gold ore & silver ore mining .....	(C)	(D)	(D)	11	5	1	4	—	—	1	—	—	—
212221	Gold ore mining .....	(C)	(D)	(D)	10	5	1	3	—	—	1	—	—	—
212222	Silver ore mining .....	(A)	(D)	(D)	1	—	—	1	—	—	—	—	—	—
21223	Copper, nickel, lead & zinc mining .....	(G)	(D)	(D)	4	2	—	—	—	—	—	1	1	—
212231	Lead ore & zinc ore mining .....	(A)	(D)	(D)	1	1	—	—	—	—	—	—	—	—
212234	Copper ore & nickel ore mining .....	(G)	(D)	(D)	3	1	—	—	—	—	—	1	1	—
21229	Other metal ore mining .....	(C)	(D)	(D)	3	1	—	1	—	—	1	—	—	—
212291	Uranium-radium-vanadium ore mining .....	(B)	(D)	(D)	2	1	—	1	—	—	—	—	—	—
212299	All other metal ore mining .....	(C)	(D)	(D)	1	—	—	—	—	—	1	—	—	—
2123	Nonmetallic mineral mining & quarrying .....	(F)	(D)	(D)	43	17	5	8	7	4	2	—	—	—
21231	Stone mining & quarrying .....	(C)	(D)	(D)	16	9	2	3	1	—	1	—	—	—
212311	Dimension stone mining & quarrying .....	(A)	(D)	(D)	5	5	—	—	—	—	—	—	—	—
212312	Crushed & broken limestone mining & quarrying .....	(C)	(D)	(D)	2	—	1	—	—	—	1	—	—	—
212313	Crushed & broken granite mining & quarrying .....	(A)	(D)	(D)	1	1	—	—	—	—	—	—	—	—
212319	Other crushed & broken stone mining & quarrying .....	(B)	(D)	(D)	8	3	1	3	1	—	—	—	—	—
21232	Sand, gravel, clay, refractory minerals mining .....	(C)	(D)	(D)	13	6	—	3	3	1	—	—	—	—
212321	Construction sand & gravel mining .....	(C)	(D)	(D)	12	6	—	3	2	1	—	—	—	—
212325	Clay & ceramic & refractory minerals mining .....	(B)	(D)	(D)	1	—	—	—	1	—	—	—	—	—
21239	Other nonmetallic mineral mining & quarrying .....	(F)	(D)	(D)	14	2	3	2	3	3	1	—	—	—
212391	Potash, soda, & borate mineral mining .....	(B)	(D)	(D)	2	—	—	—	2	—	—	—	—	—
212392	Phosphate rock mining .....	(C)	(D)	(D)	1	—	—	—	—	—	1	—	—	—
212393	Other chemical & fertilizer mineral mining .....	(B)	(D)	(D)	2	—	1	—	—	1	—	—	—	—
212399	All other nonmetallic mineral mining .....	201	1 931	10 425	9	2	2	2	1	2	—	—	—	—
213	Mining support activities .....	2 750	24 877	110 406	159	76	31	29	10	6	6	1	—	—
2131	Mining support activities .....	2 750	24 877	110 406	159	76	31	29	10	6	6	1	—	—
21311	Mining support activities .....	2 750	24 877	110 406	159	76	31	29	10	6	6	1	—	—
213111	Drilling oil & gas wells .....	(F)	(D)	(D)	25	9	7	4	2	1	2	—	—	—
213112	Oil & gas operations support activities .....	1 454	12 086	52 721	120	63	22	22	7	2	4	—	—	—
213113	Support activities for coal mining .....	(B)	(D)	(D)	3	1	1	1	—	—	—	—	—	—
213114	Support activities for metal mining .....	(E)	(D)	(D)	9	2	1	2	1	3	—	—	—	—
213115	Nonmetallic minerals support activity (exc fuels) .....	(E)	(D)	(D)	2	1	—	—	—	—	—	1	—	—

See footnotes at end of table.

**Table 2. The State—Employees, Payroll, and Establishments by Industry: 2001—Con.**

[Excludes most government employees, railroad employees, and self-employed persons. Size class 1 to 4 includes establishments with payroll, but no employees, during mid-March pay period. (D) denotes figures withheld to avoid disclosing data for individual companies; the data are included in broader industry totals. For explanation of terms, abbreviations, and data reliability/comparability, see introductory text]

NAICS code	Industry	Number of employees for week including March 12	Payroll (\$1,000)		Total number of establishments	Number of establishments by employment-size class									
			First quarter	Annual		1 to 4	5 to 9	10 to 19	20 to 49	50 to 99	100 to 249	250 to 499	500 to 999	1,000 or more	
<b>22</b>	<b>Utilities .....</b>	<b>5 213</b>	<b>114 901</b>	<b>347 926</b>	<b>167</b>	<b>84</b>	<b>24</b>	<b>25</b>	<b>16</b>	<b>5</b>	<b>8</b>	<b>4</b>	<b>1</b>	<b>-</b>	
221	Utilities .....	5 213	114 901	347 926	167	84	24	25	16	5	8	4	1	-	
2211	Elec pwr generation, transmsn & distribution .....	(H)	(D)	(D)	79	23	13	14	15	4	7	3	-	-	
22111	Electric power generation .....	(G)	(D)	(D)	27	8	5	6	3	1	3	1	-	-	
221111	Hydroelectric power generation .....	(B)	(D)	(D)	10	6	1	2	1	-	-	-	-	-	
221112	Fossil fuel electric power generation .....	(G)	(D)	(D)	10	-	2	2	1	1	3	1	-	-	
221119	Other electric power generation .....	(B)	(D)	(D)	7	2	2	2	1	-	-	-	-	-	
2212	Electric pwr transmsn, control & distribution .....	(G)	(D)	(D)	52	15	8	8	12	3	4	2	-	-	
221122	Electric power distribution .....	(G)	(D)	(D)	52	15	8	8	12	3	4	2	-	-	
2212	Natural gas distribution .....	(G)	(D)	(D)	12	4	-	5	-	-	1	1	1	-	
22121	Natural gas distribution .....	(G)	(D)	(D)	12	4	-	5	-	-	1	1	1	-	
221210	Natural gas distribution .....	(G)	(D)	(D)	12	4	-	5	-	-	1	1	1	-	
2213	Water, sewage & other systems .....	(E)	(D)	(D)	76	57	11	6	1	1	-	-	-	-	
22131	Water supply & irrigation systems .....	(E)	(D)	(D)	71	54	10	6	1	-	-	-	-	-	
221310	Water supply & irrigation systems .....	(E)	(D)	(D)	71	54	10	6	1	-	-	-	-	-	
22132	Sewage treatment facilities .....	(A)	(D)	(D)	3	3	-	-	-	-	-	-	-	-	
221320	Sewage treatment facilities .....	(A)	(D)	(D)	3	3	-	-	-	-	-	-	-	-	
22133	Steam & air-conditioning supply .....	(B)	(D)	(D)	2	-	1	-	-	1	-	-	-	-	
221330	Steam & air-conditioning supply .....	(B)	(D)	(D)	2	-	1	-	-	1	-	-	-	-	
<b>23</b>	<b>Construction .....</b>	<b>61 911</b>	<b>444 159</b>	<b>2 029 819</b>	<b>8 251</b>	<b>5 382</b>	<b>1 464</b>	<b>810</b>	<b>417</b>	<b>120</b>	<b>38</b>	<b>17</b>	<b>3</b>	<b>-</b>	
233	Building, developing & general contracting .....	16 698	127 520	568 178	2 794	2 008	441	218	88	23	9	6	1	-	
2331	Land subdivision & land development .....	1 362	10 777	48 037	162	148	27	16	3	1	1	1	-	-	
23311	Land subdivision & land development .....	1 362	10 777	48 037	197	148	27	16	3	1	1	1	-	-	
233110	Land subdivision & land development ..	1 362	10 777	48 037	197	148	27	16	3	1	1	1	-	-	
2332	Residential building construction .....	7 817	48 081	228 708	2 098	1 615	322	114	38	7	1	1	-	-	
23321	Single-family housing construction .....	7 035	42 286	202 434	1 991	1 546	306	105	27	5	1	1	-	-	
233210	Single-family housing construction .....	7 035	42 286	202 434	1 991	1 546	306	105	27	5	1	1	-	-	
23322	Multifamily housing construction .....	782	5 795	26 274	107	69	16	9	11	2	-	-	-	-	
233220	Multifamily housing construction .....	782	5 795	26 274	107	69	16	9	11	2	-	-	-	-	
2333	Nonresidential building construction .....	7 519	68 662	291 433	499	245	92	88	47	15	7	5	-	-	
23331	Mfg & industrial building construction .....	581	4 285	19 857	72	47	12	7	5	-	1	-	-	-	
233310	Mfg & industrial building construction ...	581	4 285	19 857	72	47	12	7	5	-	1	-	-	-	
23332	Commercial & institutional bldg construction .....	6 938	64 377	271 576	427	198	80	81	42	15	6	5	-	-	
233320	Commercial & institutional bldg construction .....	6 938	64 377	271 576	427	198	80	81	42	15	6	5	-	-	
234	Heavy construction .....	8 209	69 077	351 483	354	128	69	67	55	20	9	5	1	-	
2341	Highway, street, bridge & tunnel construction .....	3 410	31 096	158 638	92	21	17	19	19	7	7	1	1	-	
23411	Highway & street construction .....	(H)	(D)	(D)	86	20	17	17	18	5	7	1	1	-	
234110	Highway & street construction .....	(H)	(D)	(D)	86	20	17	17	18	5	7	1	1	-	
23412	Bridge & tunnel construction .....	(C)	(D)	(D)	6	1	-	2	1	2	-	-	-	-	
234120	Bridge & tunnel construction .....	(C)	(D)	(D)	6	1	-	2	1	2	-	-	-	-	
2349	Other heavy construction .....	4 799	37 981	192 845	262	107	52	48	36	13	2	4	-	-	
23491	Water, sewer & pipeline construction .....	1 645	11 520	59 872	106	35	23	19	22	7	-	-	-	-	
234910	Water, sewer & pipeline construction ...	1 645	11 520	59 872	106	35	23	19	22	7	-	-	-	-	
23492	Pwr, communication transmsn line construction .....	1 128	8 178	38 492	39	17	8	8	3	-	1	2	-	-	
234920	Pwr, communication transmsn line construction .....	1 128	8 178	38 492	39	17	8	8	3	-	1	2	-	-	
23493	Industrial nonbuilding structure construction .....	337	5 046	28 099	5	2	-	1	-	1	-	1	-	-	
234930	Industrial nonbuilding structure construction .....	337	5 046	28 099	5	2	-	1	-	1	-	1	-	-	
23499	All other heavy construction .....	1 689	13 237	66 382	112	53	21	20	11	5	1	1	-	-	
234990	All other heavy construction .....	1 689	13 237	66 382	112	53	21	20	11	5	1	1	-	-	
235	Special trade contractors .....	37 004	247 562	1 110 158	5 103	3 246	954	525	274	77	20	6	1	-	
2351	Plumbing, heating & AC contractor .....	7 463	60 720	259 166	915	540	197	101	56	16	3	2	-	-	
23511	Plumbing, heating & AC contractor .....	7 463	60 720	259 166	915	540	197	101	56	16	3	2	-	-	
235110	Plumbing, heating & AC contractor .....	7 463	60 720	259 166	915	540	197	101	56	16	3	2	-	-	
2352	Painting & wall covering contractors .....	2 306	13 691	62 058	427	304	76	29	15	2	-	1	-	-	
23521	Painting & wall covering contractors .....	2 306	13 691	62 058	427	304	76	29	15	2	-	1	-	-	
235210	Painting & wall covering contractors .....	2 306	13 691	62 058	427	304	76	29	15	2	-	1	-	-	
2353	Electrical contractors .....	6 832	56 581	241 481	599	334	112	81	48	17	3	3	1	-	
23531	Electrical contractors .....	6 832	56 581	241 481	599	334	112	81	48	17	3	3	1	-	
235310	Electrical contractors .....	6 832	56 581	241 481	599	334	112	81	48	17	3	3	1	-	
2354	Masonry, drywall, insulation, tile contractors ..	6 799	39 011	174 752	836	501	158	97	60	14	6	-	-	-	
23541	Masonry & stone contractors .....	1 575	8 849	39 661	308	199	60	29	20	-	-	-	-	-	
235410	Masonry & stone contractors .....	1 575	8 849	39 661	308	199	60	29	20	-	-	-	-	-	
23542	Drywall, acoustical & insulation contractors .....	4 371	24 328	109 600	396	214	74	55	36	12	5	-	-	-	
235420	Drywall, acoustical & insulation contractors .....	4 371	24 328	109 600	396	214	74	55	36	12	5	-	-	-	
23543	Tile, marble, terrazzo & mosaic contractors .....	853	5 834	25 491	132	88	24	13	4	2	1	-	-	-	
235430	Tile, marble, terrazzo & mosaic contractors .....	853	5 834	25 491	132	88	24	13	4	2	1	-	-	-	
2355	Carpentry & floor contractors .....	2 886	14 305	62 785	623	442	118	40	19	2	2	-	-	-	
23551	Carpentry contractors .....	2 471	11 899	52 044	491	339	98	34	16	2	2	-	-	-	
235510	Carpentry contractors .....	2 471	11 899	52 044	491	339	98	34	16	2	2	-	-	-	
23552	Floor laying & other floor contractors .....	415	2 406	10 741	132	103	20	6	3	-	-	-	-	-	
235520	Floor laying & other floor contractors ...	415	2 406	10 741	132	103	20	6	3	-	-	-	-	-	
2356	Roofing, siding, & sheet metal contractors ..	2 695	16 177	75 710	365	231	62	39	23	9	1	-	-	-	
23561	Roofing, siding, & sheet metal contractors .....	2 695	16 177	75 710	365	231	62	39	23	9	1	-	-	-	
235610	Roofing, siding, & sheet metal contractors .....	2 695	16 177	75 710	365	231	62	39	23	9	1	-	-	-	

See footnotes at end of table.



**Table 2. The State—Employees, Payroll, and Establishments by Industry: 2001—Con.**

[Excludes most government employees, railroad employees, and self-employed persons. Size class 1 to 4 includes establishments with payroll, but no employees, during mid-March pay period. (D) denotes figures withheld to avoid disclosing data for individual companies; the data are included in broader industry totals. For explanation of terms, abbreviations, and data reliability/comparability, see introductory text]

NAICS code	Industry	Number of employees for week including March 12	Payroll (\$1,000)		Total number of establishments	Number of establishments by employment-size class								
			First quarter	Annual		1 to 4	5 to 9	10 to 19	20 to 49	50 to 99	100 to 249	250 to 499	500 to 999	1,000 or more
<b>31-33</b>	<b>Manufacturing—Con.</b>													
311	Food mfg—Con.													
3119	Other food mfg—Con.													
31199	All other food mfg .....	(E)	(D)	(D)	7	1	—	2	—	2	—	—	—	—
311991	Perishable prepared food mfg .....	(C)	(D)	(D)	2	1	—	—	—	—	—	1	—	—
311999	All other miscellaneous food mfg .....	(E)	(D)	(D)	5	—	—	2	—	2	—	1	—	—
312	Beverage & tobacco product mfg .....	(F)	(D)	(D)	16	5	4	2	1	2	2	—	—	—
3121	Beverage mfg .....	(F)	(D)	(D)	14	3	4	2	1	2	2	—	—	—
31211	Soft drink & ice mfg .....	(E)	(D)	(D)	9	3	2	—	1	1	2	—	—	—
312111	Soft drink mfg .....	(E)	(D)	(D)	4	—	—	—	1	1	2	—	—	—
312112	Bottled water mfg .....	(A)	(D)	(D)	1	1	—	—	—	—	—	—	—	—
312113	Ice mfg .....	(A)	(D)	(D)	4	2	2	—	—	—	—	—	—	—
31212	Breweries .....	(B)	(D)	(D)	4	—	2	1	—	1	—	—	—	—
312120	Breweries .....	(B)	(D)	(D)	4	—	2	1	—	1	—	—	—	—
31213	Wineries .....	(A)	(D)	(D)	1	—	—	1	—	—	—	—	—	—
312130	Wineries .....	(A)	(D)	(D)	1	—	—	1	—	—	—	—	—	—
3122	Tobacco mfg .....	(A)	(D)	(D)	2	2	—	—	—	—	—	—	—	—
31221	Tobacco stemming & redrying .....	(A)	(D)	(D)	1	1	—	—	—	—	—	—	—	—
312210	Tobacco stemming & redrying .....	(A)	(D)	(D)	1	1	—	—	—	—	—	—	—	—
31222	Tobacco product mfg .....	(A)	(D)	(D)	1	1	—	—	—	—	—	—	—	—
312229	Other tobacco product mfg .....	(A)	(D)	(D)	1	1	—	—	—	—	—	—	—	—
313	Textile mills .....	105	418	1 959	18	9	7	1	1	—	—	—	—	—
3132	Fabric mills .....	(A)	(D)	(D)	6	4	2	—	—	—	—	—	—	—
31321	Broadwoven fabric mills .....	(A)	(D)	(D)	3	2	1	—	—	—	—	—	—	—
313210	Broadwoven fabric mills .....	(A)	(D)	(D)	3	2	1	—	—	—	—	—	—	—
31322	Narrow fabric mills & schiffli mach embroidery .....	(A)	(D)	(D)	2	1	1	—	—	—	—	—	—	—
313221	Narrow fabric mills .....	(A)	(D)	(D)	2	1	1	—	—	—	—	—	—	—
31324	Knit fabric mills .....	(A)	(D)	(D)	1	1	—	—	—	—	—	—	—	—
313241	Weft knit fabric mills .....	(A)	(D)	(D)	1	1	—	—	—	—	—	—	—	—
3133	Textile, fabric finishing, fabric coating mills ..	(B)	(D)	(D)	12	5	5	1	1	—	—	—	—	—
31331	Textile & fabric finishing mills .....	(B)	(D)	(D)	12	5	5	1	1	—	—	—	—	—
313311	Broadwoven fabric finishing mills .....	(B)	(D)	(D)	10	5	3	1	1	—	—	—	—	—
313312	Textile, fabric finishing (exc broadwoven) mills ..	(A)	(D)	(D)	2	—	2	—	—	—	—	—	—	—
314	Textile product mills .....	1 061	6 179	26 717	61	23	11	6	16	5	—	—	—	—
3141	Textile furnishings mills .....	300	1 585	7 392	20	9	4	2	3	2	—	—	—	—
31411	Carpet & rug mills .....	(B)	(D)	(D)	2	1	—	—	1	—	—	—	—	—
314110	Carpet & rug mills .....	(B)	(D)	(D)	2	1	—	—	1	—	—	—	—	—
31412	Curtain & linen mills .....	(E)	(D)	(D)	18	8	4	2	2	2	—	—	—	—
314121	Curtain & drapery mills .....	164	967	4 647	13	6	4	1	1	1	—	—	—	—
314129	Other household textile product mills ...	(C)	(D)	(D)	5	2	—	1	1	1	—	—	—	—
3149	Other textile product mills .....	761	4 594	19 325	41	14	7	4	13	3	—	—	—	—
31491	Textile bag & canvas mills .....	319	1 698	7 712	19	7	3	1	7	1	—	—	—	—
314911	Textile bag mills .....	124	417	1 725	9	3	2	—	4	—	—	—	—	—
314912	Canvas & related product mills .....	195	1 281	5 987	10	4	1	1	3	1	—	—	—	—
31499	All other textile product mills .....	442	2 896	11 613	22	7	4	3	6	2	—	—	—	—
314991	Rope, cordage & twine mills .....	(B)	(D)	(D)	2	—	—	—	1	1	—	—	—	—
314999	All other miscellaneous textile product mills .....	(E)	(D)	(D)	20	7	4	3	5	1	—	—	—	—
315	Apparel manufacturing .....	1 099	6 466	26 490	73	33	17	12	8	1	1	1	—	—
3151	Apparel knitting mills .....	(B)	(D)	(D)	5	2	2	1	—	—	—	—	—	—
31511	Hosiery & sock mills .....	(A)	(D)	(D)	3	1	2	—	—	—	—	—	—	—
315111	Sheer hosiery mills .....	(A)	(D)	(D)	1	1	—	—	—	—	—	—	—	—
315119	Other hosiery & sock mills .....	(A)	(D)	(D)	2	—	2	—	—	—	—	—	—	—
31519	Other apparel knitting mills .....	(B)	(D)	(D)	2	1	—	1	—	—	—	—	—	—
315191	Outerwear knitting mills .....	(B)	(D)	(D)	2	1	—	1	—	—	—	—	—	—
3152	Cut & sew apparel mfg .....	953	5 624	22 852	58	28	11	9	8	—	1	1	—	—
31521	Cut & sew apparel contractors .....	208	989	3 675	29	15	8	2	4	—	—	—	—	—
315211	Men's, boys' cut & sew apparel contractors .....	(B)	(D)	(D)	4	1	2	—	1	—	—	—	—	—
315212	Women's, girls', infants, cut, sew apparel contr .....	(C)	(D)	(D)	25	14	6	2	3	—	—	—	—	—
31522	Men's, boys' cut & sew apparel mfg .....	(C)	(D)	(D)	4	2	—	1	—	—	1	—	—	—
315222	Men's, boys' cut & sew suit, coat, overcoat mfg .....	(A)	(D)	(D)	1	1	—	—	—	—	—	—	—	—
315228	Men's, boys' cut & sew oth outerwear mfg .....	(C)	(D)	(D)	3	1	—	1	—	—	1	—	—	—
31523	Women's, girls' cut & sew apparel mfg .....	522	3 241	14 756	20	9	3	5	2	—	—	1	—	—
315231	Women's, girls' cut & sew lingerie mfg ..	(E)	(D)	(D)	1	—	—	—	—	—	—	—	1	—
315232	Women's, girls' cut & sew blouse mfg ..	(A)	(D)	(D)	2	2	—	—	—	—	—	—	—	—
315233	Women's, girls' cut & sew dress mfg ...	(B)	(D)	(D)	7	2	1	3	1	—	—	—	—	—
315234	Women's, girls' cut & sew suit, coat, skirt mfg .....	55	211	819	5	2	—	2	1	—	—	—	—	—
315239	Women's, girls' cut & sew other outerwear mfg .....	(A)	(D)	(D)	5	3	2	—	—	—	—	—	—	—
31529	Other cut & sew apparel mfg .....	(B)	(D)	(D)	5	2	—	1	2	—	—	—	—	—
315291	Infants' cut & sew apparel mfg .....	(A)	(D)	(D)	1	1	—	—	—	—	—	—	—	—
315299	All other cut & sew apparel mfg .....	(B)	(D)	(D)	4	1	—	1	2	—	—	—	—	—
3159	Apparel accessories & other apparel mfg ...	(C)	(D)	(D)	10	3	4	2	—	1	—	—	—	—
31599	Apparel accessories & other apparel mfg ..	(C)	(D)	(D)	10	3	4	2	—	1	—	—	—	—
315991	Hat, cap & millinery mfg .....	(A)	(D)	(D)	1	1	—	—	—	—	—	—	—	—
315992	Glove & mitten mfg .....	(A)	(D)	(D)	1	1	—	—	—	—	—	—	—	—
315999	Other apparel accessories & other apparel mfg .....	(C)	(D)	(D)	8	1	4	2	—	1	—	—	—	—
316	Leather & allied product mfg .....	221	1 091	3 671	20	7	6	2	5	—	—	—	—	—
3161	Leather & hide tanning & finishing .....	(B)	(D)	(D)	4	2	1	—	1	—	—	—	—	—
31611	Leather & hide tanning & finishing .....	(D)	(D)	(D)	4	2	1	—	1	—	—	—	—	—
316110	Leather & hide tanning & finishing .....	(B)	(D)	(D)	4	2	1	—	1	—	—	—	—	—

See footnotes at end of table.







**Table 2. The State—Employees, Payroll, and Establishments by Industry: 2001—Con.**

[Excludes most government employees, railroad employees, and self-employed persons. Size class 1 to 4 includes establishments with payroll, but no employees, during mid-March pay period. (D) denotes figures withheld to avoid disclosing data for individual companies; the data are included in broader industry totals. For explanation of terms, abbreviations, and data reliability/comparability, see introductory text]

NAICS code	Industry	Number of employees for week including March 12	Payroll (\$1,000)		Total number of establishments	Number of establishments by employment-size class									
			First quarter	Annual		1 to 4	5 to 9	10 to 19	20 to 49	50 to 99	100 to 249	250 to 499	500 to 999	1,000 or more	
<b>31-33</b>	<b>Manufacturing—Con.</b>														
327	Nonmetallic mineral product mfg—Con.				7	1	1	1	2	1	1				
3271	Clay product & refractory mfg—Con.				2				1		1				
32712	Clay building material & refractories mfg ..	(E)	(D)	(D)	3	1	1	1							
327121	Brick & structural clay tile mfg .....	(C)	(D)	(D)	3										
327122	Ceramic wall & floor tile mfg .....	(B)	(D)	(D)	1										
327123	Other structural clay product mfg .....	(B)	(D)	(D)	1				1						
327125	Nonclay refractory mfg .....	(B)	(D)	(D)	1					1					
3272	Glass & glass product mfg .....	181	976	4 032	22	11	6	2	3						
32721	Glass & glass product mfg .....	181	976	4 032	22	11	6	2	3						
327211	Flat glass mfg .....	(A)	(D)	(D)	1		1								
327212	Other pressed & blown glass & glassware mfg .....	(A)	(D)	(D)	3	2	1								
327215	Glass product mfg made of purchased glass .....	162	928	3 789	18	9	4	2	3						
3273	Cement & concrete product mfg .....	2 383	18 798	85 125	86	24	10	18	20	10	4				
32731	Cement mfg .....	(C)	(D)	(D)	3		1			1	1				
327310	Cement mfg .....	(C)	(D)	(D)	3		1			1	1				
32732	Ready-mix concrete mfg .....	1 077	7 699	40 605	42	12	3	9	10	7	1				
327320	Ready-mix concrete mfg .....	1 077	7 699	40 605	42	12	3	9	10	7	1				
32733	Concrete pipe, brick & block mfg .....	(E)	(D)	(D)	15	1	2	4	6	2					
327331	Concrete block & brick mfg .....	(C)	(D)	(D)	10	1	2	2	5						
327332	Concrete pipe mfg .....	219	1 821	7 542	5				1	2					
32739	Other concrete product mfg .....	652	4 623	19 563	26	11	4	5	4						
327390	Other concrete product mfg .....	652	4 623	19 563	26	11	4	5	4						
3274	Lime & gypsum product mfg .....	246	2 382	9 953	5			1	2	1	1				
32741	Lime mfg .....	(B)	(D)	(D)	2				1	1					
327410	Lime mfg .....	(B)	(D)	(D)	2				1	1					
32742	Gypsum product mfg .....	(C)	(D)	(D)	3			1	1		1				
327420	Gypsum product mfg .....	(C)	(D)	(D)	3			1	1		1				
3279	Other nonmetallic mineral product mfg .....	538	4 533	18 414	29	13	4	7	3	1	1				
32791	Abrasive product mfg .....	(B)	(D)	(D)	2	1			1						
327910	Abrasive product mfg .....	(B)	(D)	(D)	2	1			1						
32799	All other nonmetallic mineral product mfg ..	(E)	(D)	(D)	27	12	4	7	2	1	1				
327991	Cut stone & stone product mfg .....	198	1 417	5 714	17	7	4	4	1	1					
327992	Ground or treated mineral & earth mfg ..	48	452	1 244	3			3							
327993	Mineral wool mfg .....	(A)	(D)	(D)	1	1									
327999	All oth misc nonmetallic mineral product mfg ..	(C)	(D)	(D)	6	4			1		1				
331	Primary metal mfg .....	5 720	61 393	237 070	66	23	8	5	11	9	3	6			1
3311	Iron & steel mills & ferroalloy mfg .....	(G)	(D)	(D)	15	9	2	1		1		1			1
33111	Iron & steel mills & ferroalloy mfg .....	(G)	(D)	(D)	15	9	2	1		1		1			1
331111	Iron & steel mills .....	(G)	(D)	(D)	15	9	2	1		1		1			1
3312	Steel product mfg from purchased steel .....	(C)	(D)	(D)	5	3			1	1					
33121	Iron, steel pipe & tube mfg from purchased steel .....	(B)	(D)	(D)	2	1				1					
331210	Iron, steel pipe & tube mfg from purchased steel .....	(B)	(D)	(D)	2	1				1					
33122	Rolling & drawing of purchased steel .....	(B)	(D)	(D)	3	2			1						
331221	Rolled steel shape mfg .....	(A)	(D)	(D)	1	1									
331222	Steel wire drawing .....	(B)	(D)	(D)	2	1			1						
3313	Alumina & aluminum production & processing .....	(F)	(D)	(D)	5	1			1	1	2				
33131	Alumina & aluminum production & processing .....	(F)	(D)	(D)	5	1			1	1	2				
331314	Secondary smelting & alloying of aluminum .....	(B)	(D)	(D)	1				1						
331316	Aluminum extruded product mfg .....	(F)	(D)	(D)	4	1				1	2				
3314	Nonferrous (exc alum) production & processing .....	1 622	19 018	76 115	14	5	1	1	2	1	1	3			
33141	Nonferrous (exc aluminum) smelting & refining .....	(G)	(D)	(D)	6	1	1			1	1	2			
331411	Primary smelting & refining of copper .....	(F)	(D)	(D)	2						1	1			
331419	Other nonferrous metal prim smelting, refining .....	(E)	(D)	(D)	4	1	1			1		1			
33142	Copper rolling, drawing, extruding & alloying .....	(A)	(D)	(D)	1	1									
331421	Copper rolling, drawing & extruding .....	(A)	(D)	(D)	1	1									
33149	Other nonferrous roll, draw, extruding, alloying .....	(E)	(D)	(D)	7	3		1	2			1			
331491	Other nonferrous metal roll, draw, extruding .....	(E)	(D)	(D)	3	1			1			1			
331492	Oth nonferrous secondary smelt, refine, alloying .....	(B)	(D)	(D)	4	2		1	1						
3315	Foundries .....	1 306	10 600	42 880	27	5	5	3	7	5		2			
33151	Ferrous metal foundries .....	966	8 200	32 817	13	3	1	1	3	3		2			
331511	Iron foundries .....	514	4 626	16 036	8	2	1		3	1		1			
331512	Steel investment foundries .....	(E)	(D)	(D)	3				1			1			
331513	Steel foundries (except investment) .....	(B)	(D)	(D)	2	1				1					
33152	Nonferrous metal foundries .....	340	2 400	10 063	14	2	4	2	4	2					
331521	Aluminum die-casting foundries .....	(A)	(D)	(D)	1	1									
331524	Aluminum foundries (except die-casting) .....	(B)	(D)	(D)	3	1	1		1						
331525	Copper foundries (except die-casting) ..	(C)	(D)	(D)	8		3	2	1	2					
331528	Oth nonferrous foundries (except die-casting) ..	(B)	(D)	(D)	2				2						
332	Fabricated metal product mfg .....	10 575	84 333	340 732	486	183	87	88	76	31	15	6			
3321	Forging & stamping .....	(F)	(D)	(D)	15	6		2	5	1		1			
33211	Forging & stamping .....	(F)	(D)	(D)	15	6		2	5	1		1			
332111	Iron & steel forging .....	(B)	(D)	(D)	1				1						
332114	Custom roll forming .....	(B)	(D)	(D)	4	2		1	1						
332115	Crown & closure mfg .....	(A)	(D)	(D)	1	1									
332116	Metal stamping .....	371	2 567	9 614	8	2		1	4			1			
332117	Powder metallurgy parts mfg .....	(A)	(D)	(D)	1	1									

See footnotes at end of table.



**Table 2. The State—Employees, Payroll, and Establishments by Industry: 2001—Con.**

[Excludes most government employees, railroad employees, and self-employed persons. Size class 1 to 4 includes establishments with payroll, but no employees, during mid-March pay period. (D) denotes figures withheld to avoid disclosing data for individual companies; the data are included in broader industry totals. For explanation of terms, abbreviations, and data reliability/comparability, see introductory text]

NAICS code	Industry	Number of employees for week including March 12	Payroll (\$1,000)		Total number of establishments	Number of establishments by employment-size class											
			First quarter	Annual		1 to 4	5 to 9	10 to 19	20 to 49	50 to 99	100 to 249	250 to 499	500 to 999	1,000 or more			
<b>31-33</b>	<b>Manufacturing—Con.</b>																
333	Machinery mfg—Con.																
3333	Commercial & service industry machinery mfg—Con.																
33331	Commercial & service industry machinery mfg—Con.																
333319	Oth commercial, service industry machinery mfg .....	(E)	(D)	(D)	16	4	4	3	2	1	2	-	-	-	-	-	-
3334	HVAC & commercial refrigeration equipment mfg .....	425	2 918	11 805	15	6	1	4	2	-	2	-	-	-	-	-	-
33341	HVAC & commercial refrigeration equipment mfg .....	425	2 918	11 805	15	6	1	4	2	-	2	-	-	-	-	-	-
333411	Air purification equipment mfg .....	(C)	(D)	(D)	2	-	-	1	-	-	1	-	-	-	-	-	-
333412	Industrial & commercial fan & blower mfg .....	(A)	(D)	(D)	1	-	-	1	-	-	-	-	-	-	-	-	-
333414	Heating equipment (exc warm air furnaces) mfg .....	(E)	(D)	(D)	9	3	1	2	2	-	1	-	-	-	-	-	-
333415	AC, warm air htg & commercial refig equip mfg .....	3	10	62	3	3	-	-	-	-	-	-	-	-	-	-	-
3335	Metalworking machinery mfg .....	359	2 802	11 440	32	18	5	4	3	2	-	-	-	-	-	-	-
33351	Metalworking machinery mfg .....	359	2 802	11 440	32	18	5	4	3	2	-	-	-	-	-	-	-
333511	Industrial mold mfg .....	(B)	(D)	(D)	5	3	1	1	-	-	-	-	-	-	-	-	-
333512	Machine tool (metal cutting types) mfg ..	(B)	(D)	(D)	4	2	1	-	1	-	-	-	-	-	-	-	-
333514	Special die, tool, die set, jig & fixture mfg .....	158	1 436	5 675	12	7	2	1	1	1	-	-	-	-	-	-	-
333515	Cutting tool & machine tool accessory mfg .....	(B)	(D)	(D)	7	4	1	-	1	1	-	-	-	-	-	-	-
333516	Rolling mill machinery & equipment mfg .....	(B)	(D)	(D)	2	-	-	2	-	-	-	-	-	-	-	-	-
333518	Other metalworking machinery mfg .....	(A)	(D)	(D)	2	2	-	-	-	-	-	-	-	-	-	-	-
3336	Engine, turbine & power transmsn equip mfg .....	(A)	(D)	(D)	4	3	1	-	-	-	-	-	-	-	-	-	-
33361	Engine, turbine & power transmsn equip mfg .....	(A)	(D)	(D)	4	3	1	-	-	-	-	-	-	-	-	-	-
333611	Turbine & turbine generator set unit mfg .....	(A)	(D)	(D)	1	1	-	-	-	-	-	-	-	-	-	-	-
333613	Mechanical power transmission equipment mfg .....	(A)	(D)	(D)	1	-	1	-	-	-	-	-	-	-	-	-	-
333618	Other engine equipment mfg .....	(A)	(D)	(D)	2	2	-	-	-	-	-	-	-	-	-	-	-
3339	Other general purpose machinery mfg .....	3 584	40 619	161 474	35	10	9	2	1	6	2	4	1	-	-	-	-
33391	Pump & compressor mfg .....	(C)	(D)	(D)	2	-	-	-	-	1	1	-	-	-	-	-	-
333911	Pump & pumping equipment mfg .....	(C)	(D)	(D)	2	-	-	-	-	1	1	-	-	-	-	-	-
33392	Material handling equipment mfg .....	(F)	(D)	(D)	11	5	1	1	-	2	1	1	-	-	-	-	-
333921	Elevator & moving stairway mfg .....	(E)	(D)	(D)	1	-	-	-	-	-	1	-	-	-	-	-	-
333922	Conveyor & conveying equipment mfg ..	(C)	(D)	(D)	4	1	1	-	-	2	-	-	-	-	-	-	-
333923	Overhead crane, hoist & monorail system mfg .....	(A)	(D)	(D)	1	-	-	1	-	-	-	-	-	-	-	-	-
333924	Ind truck, tractor, trailer, stacker mach mfg .....	(C)	(D)	(D)	5	4	-	-	-	-	1	-	-	-	-	-	-
333991	All other general purpose machinery mfg ..	2 492	28 013	116 065	22	5	8	1	1	3	-	3	1	-	-	-	-
333992	Power-driven handtool mfg .....	(A)	(D)	(D)	1	-	1	-	-	-	-	-	-	-	-	-	-
333993	Welding & soldering equipment mfg .....	(A)	(D)	(D)	1	-	1	-	-	-	-	-	-	-	-	-	-
333994	Packaging machinery mfg .....	(C)	(D)	(D)	2	-	-	-	-	2	-	-	-	-	-	-	-
333995	Industrial process furnace & oven mfg ..	(E)	(D)	(D)	1	-	-	-	-	-	-	1	-	-	-	-	-
333996	Fluid power cylinder & actuator mfg .....	(G)	(D)	(D)	3	-	1	-	-	-	1	1	-	-	-	-	-
333999	Fluid power pump & motor mfg .....	(B)	(D)	(D)	1	-	-	-	-	1	-	-	-	-	-	-	-
333999	All other general purpose machinery mfg .....	441	5 381	21 983	13	5	5	1	1	-	-	1	-	-	-	-	-
334	Computer & electronic product mfg .....	18 340	194 708	773 321	156	41	22	17	28	18	12	4	11	3	-	-	-
3341	Computer & peripheral equipment mfg .....	4 327	51 450	184 822	22	7	3	4	2	1	-	1	3	1	-	-	-
33411	Computer & peripheral equipment mfg .....	4 327	51 450	184 822	22	7	3	4	2	1	-	1	3	1	-	-	-
334111	Electronic computer mfg .....	(G)	(D)	(D)	6	1	1	2	-	-	-	-	2	-	-	-	-
334112	Computer storage device mfg .....	(G)	(D)	(D)	4	2	-	1	-	-	-	-	-	1	-	-	-
334113	Computer terminal mfg .....	(F)	(D)	(D)	3	-	1	-	1	-	-	-	1	-	-	-	-
334119	Other computer peripheral equipment mfg .....	(E)	(D)	(D)	9	4	1	1	1	1	-	1	-	-	-	-	-
3342	Communications equipment mfg .....	1 102	13 792	54 411	19	7	2	2	4	-	3	1	-	-	-	-	-
33421	Telephone apparatus mfg .....	(C)	(D)	(D)	6	2	1	-	2	-	1	-	-	-	-	-	-
334210	Telephone apparatus mfg .....	(C)	(D)	(D)	6	2	1	-	2	-	1	-	-	-	-	-	-
33422	Radio, TV broadcast & wireless comm equip mfg .....	918	11 498	45 940	10	3	1	1	2	-	2	1	-	-	-	-	-
334220	Radio, TV broadcast & wireless comm equip mfg .....	918	11 498	45 940	10	3	1	1	2	-	2	1	-	-	-	-	-
33429	Other communications equipment mfg .....	(B)	(D)	(D)	3	2	-	1	-	-	-	-	-	-	-	-	-
334290	Other communications equipment mfg ..	(B)	(D)	(D)	3	2	-	1	-	-	-	-	-	-	-	-	-
3343	Audio & video equipment mfg .....	195	1 425	5 526	10	2	3	2	1	2	-	-	-	-	-	-	-
33431	Audio & video equipment mfg .....	195	1 425	5 526	10	2	3	2	1	2	-	-	-	-	-	-	-
334310	Audio & video equipment mfg .....	195	1 425	5 526	10	2	3	2	1	2	-	-	-	-	-	-	-
3344	Semiconductor & oth electronic component mfg .....	5 409	48 281	180 317	56	13	8	7	11	8	3	2	4	-	-	-	-
33441	Semiconductor & oth electronic component mfg .....	5 409	48 281	180 317	56	13	8	7	11	8	3	2	4	-	-	-	-
334412	Bare printed circuit board mfg .....	2 238	17 287	63 622	18	3	3	4	3	2	-	1	2	-	-	-	-
334413	Semiconductor & related device mfg .....	1 739	18 319	69 185	9	2	-	4	-	1	-	1	2	-	-	-	-
334415	Electronic resistor mfg .....	(F)	(D)	(D)	3	-	1	-	-	-	1	1	-	-	-	-	-
334416	Electronic coil, transformer, oth inductor mfg .....	(B)	(D)	(D)	1	-	-	-	1	-	-	-	-	-	-	-	-
334418	Printed circuit assembly (electronic assembly) mfg .....	(C)	(D)	(D)	7	2	1	1	1	2	-	-	-	-	-	-	-
334419	Other electronic component mfg .....	(F)	(D)	(D)	18	6	3	2	2	4	1	-	-	-	-	-	-
3345	Nav, measuring, medical, control instruments mfg .....	6 919	76 966	336 415	37	9	6	-	5	6	5	-	4	2	-	-	-

See footnotes at end of table.

**Table 2. The State—Employees, Payroll, and Establishments by Industry: 2001—Con.**

[Excludes most government employees, railroad employees, and self-employed persons. Size class 1 to 4 includes establishments with payroll, but no employees, during mid-March pay period. (D) denotes figures withheld to avoid disclosing data for individual companies; the data are included in broader industry totals. For explanation of terms, abbreviations, and data reliability/comparability, see introductory text]

NAICS code	Industry	Number of employees for week including March 12	Payroll (\$1,000)		Total number of establishments	Number of establishments by employment-size class										
			First quarter	Annual		1 to 4	5 to 9	10 to 19	20 to 49	50 to 99	100 to 249	250 to 499	500 to 999	1,000 or more		
<b>31-33</b>	<b>Manufacturing—Con.</b>															
334	Computer & electronic product mfg—Con.															
3345	Nav, measuring, medical, control instruments mfg—Con.															
33451	Nav, measuring, medical, control instruments mfg .....	6 919	76 966	336 415	37	9	6		5	6	5		4	2		
334510	Electromedical apparatus mfg .....	2 040	14 612	63 281	4					1	1		1	1		
334511	Search, detection & navigation instrument mfg .....	(G)	(D)	(D)	7	2	3						1	1		
334512	Automatic environmental control mfg ...	(B)	(D)	(D)	1					1						
334513	Industrial process control mfg .....	133	1 757	7 993	5	2	1		1	1						
334514	Total fluid meter & counting device mfg .	(E)	(D)	(D)	2						2					
334515	Electricity measuring, testing instrument mfg .....	(C)	(D)	(D)	1							1				
334516	Analytical laboratory instrument mfg ....	232	2 507	9 989	7	3			2	2						
334517	Irradiation apparatus mfg .....	1 334	18 434	83 268	5		1		1	1			2			
334519	Other measuring & controlling device mfg .....	(E)	(D)	(D)	5	2	1		1		1					
3346	Mfg & reproducing magnetic & optical media .....	388	2 794	11 830	12	3		2	5	1	1					
33461	Mfg & reproducing magnetic & optical media .....	388	2 794	11 830	12	3		2	5	1	1					
334611	Software reproducing .....	(B)	(D)	(D)	2				2							
334612	Prerecorded CD, tape, record reproducing .....	260	1 704	7 503	7	3		1	1	1	1					
334613	Magnetic and optical recording media mfg .....	(B)	(D)	(D)	3				1	2						
335	Electrical equip, appliance & component mfg ..	1 493	14 827	59 857	38	13	5	5	7	3	4	1				
3351	Electric lighting equipment mfg .....	(B)	(D)	(D)	7	4	1	2								
33511	Electric lamp bulb & part mfg .....	(A)	(D)	(D)	1	1										
335110	Electric lamp bulb & part mfg .....	(A)	(D)	(D)	1	1										
33512	Lighting fixture mfg .....	(B)	(D)	(D)	6	3	1	2								
335121	Residential electric lighting fixture mfg ..	(A)	(D)	(D)	3	2	1									
335129	Other lighting equipment mfg .....	(B)	(D)	(D)	3	1		2								
3352	Household appliance mfg .....	(C)	(D)	(D)	2	1					1					
33522	Major appliance mfg .....	(C)	(D)	(D)	2	1					1					
335221	Household cooking appliance mfg .....	(C)	(D)	(D)	1						1					
335224	Household laundry equipment mfg .....	(A)	(D)	(D)	1	1										
3353	Electrical equipment mfg .....	(C)	(D)	(D)	13	5	4	1	3							
33531	Electrical equipment mfg .....	(C)	(D)	(D)	13	5	4	1	3							
335311	Power, distribution, specialty transformer mfg .....	(A)	(D)	(D)	3	1	2									
335312	Motor & generator mfg .....	62	551	2 092	3		1	1	1							
335313	Switchgear & switchboard apparatus mfg .....	(B)	(D)	(D)	1				1							
335314	Relay & industrial control mfg .....	(B)	(D)	(D)	6	4	1		1							
3359	Other electrical equipment & component mfg .....	1 210	12 440	50 070	16	3		2	4	3	3	1				
33591	Battery mfg .....	(A)	(D)	(D)	1	1										
335912	Primary battery mfg .....	(A)	(D)	(D)	1	1										
33592	Communication & energy wire & cable mfg .....	(E)	(D)	(D)	3				1		2					
335929	Other communication & energy wire mfg .....	(E)	(D)	(D)	3				1		2					
33593	Wiring device mfg .....	(C)	(D)	(D)	2	1					1					
335931	Current-carrying wiring device mfg .....	(C)	(D)	(D)	2	1					1					
33599	All oth electrical equipment & component mfg .....	729	8 720	36 730	10	1		2	3	3		1				
335991	Carbon & graphite product mfg .....	(E)	(D)	(D)	1							1				
335999	All oth misc electrical equip & component mfg .....	(E)	(D)	(D)	9	1		2	3	3						
336	Transportation equipment mfg .....	12 903	145 838	562 988	91	28	13	15	12	3	6	9	1	4		
3362	Motor vehicle body & trailer mfg .....	(G)	(D)	(D)	16	3	2	2	3	3	2		1			
33621	Motor vehicle body & trailer mfg .....	(G)	(D)	(D)	16	3	2	2	3	3	2		1			
336211	Motor vehicle body mfg .....	(B)	(D)	(D)	2	1			1							
336212	Truck trailer mfg .....	(F)	(D)	(D)	3	1			1				1			
336214	Travel trailer & camper mfg .....	(F)	(D)	(D)	11	1	2	2	2	2	2					
3363	Motor vehicle parts mfg .....	(I)	(D)	(D)	34	12	2	4	4		3	7		2		
33631	Motor vehicle gas engine & engine parts mfg .....	(A)	(D)	(D)	4	3		1								
336312	Gasoline engine & engine parts mfg ....	(A)	(D)	(D)	4	3		1								
33632	MV electrical & electronic equipment mfg .	(E)	(D)	(D)	6	3		1	1			1				
336322	Other MV electrical & electronic equip mfg .....	(E)	(D)	(D)	6	3		1	1			1				
33634	Motor vehicle brake system mfg .....	(C)	(D)	(D)	2				1							
336340	Motor vehicle brake system mfg .....	(C)	(D)	(D)	2				1							
33635	MV transmission & power train parts mfg .	(B)	(D)	(D)	2	1		1								
336350	MV transmission & power train parts mfg .....	(B)	(D)	(D)	2	1		1								
33636	Motor vehicle seating & interior trim mfg ..	(A)	(D)	(D)	1		1									
336360	Motor vehicle seating & interior trim mfg .....	(A)	(D)	(D)	1		1									
33637	Motor vehicle metal stamping .....	(B)	(D)	(D)	1				1							
336370	Motor vehicle metal stamping .....	(B)	(D)	(D)	1				1							
33639	Other motor vehicle parts mfg .....	4 908	48 640	161 249	18	5	1	1	1		2	6		2		
336399	All other motor vehicle parts mfg .....	4 908	48 640	161 249	18	5	1	1	1		2	6		2		
3364	Aerospace product & parts mfg .....	(I)	(D)	(D)	25	7	3	5	5		1	2		2		
33641	Aerospace product & parts mfg .....	(I)	(D)	(D)	25	7	3	5	5		1	2		2		
336411	Aircraft mfg .....	(A)	(D)	(D)	2	1		1								
336412	Aircraft engine & engine parts mfg .....	(F)	(D)	(D)	3		1					2				
336413	Other aircraft part & auxiliary equipment mfg .....	(E)	(D)	(D)	14	6	2	2	3		1					
336414	Guided missile & space vehicle mfg .....	(B)	(D)	(D)	1				1							
336415	Missile, space veh propulsion unit & parts mfg .....	(H)	(D)	(D)	3				1						2	

See footnotes at end of table.

Table 2. The State—Employees, Payroll, and Establishments by Industry: 2001—Con.

[Excludes most government employees, railroad employees, and self-employed persons. Size class 1 to 4 includes establishments with payroll, but no employees, during mid-March pay period. (D) denotes figures withheld to avoid disclosing data for individual companies; the data are included in broader industry totals. For explanation of terms, abbreviations, and data reliability/comparability, see introductory text]

Table with 15 columns: NAICS code, Industry, Number of employees for week including March 12, Payroll (\$1,000) (First quarter, Annual), Total number of establishments, and Number of establishments by employment-size class (1 to 4, 5 to 9, 10 to 19, 20 to 49, 50 to 99, 100 to 249, 250 to 499, 500 to 999, 1,000 or more).

See footnotes at end of table.

**Table 2. The State—Employees, Payroll, and Establishments by Industry: 2001—Con.**

[Excludes most government employees, railroad employees, and self-employed persons. Size class 1 to 4 includes establishments with payroll, but no employees, during mid-March pay period. (D) denotes figures withheld to avoid disclosing data for individual companies; the data are included in broader industry totals. For explanation of terms, abbreviations, and data reliability/comparability, see introductory text]

NAICS code	Industry	Number of employees for week including March 12	Payroll (\$1,000)		Total number of establishments	Number of establishments by employment-size class										
			First quarter	Annual		1 to 4	5 to 9	10 to 19	20 to 49	50 to 99	100 to 249	250 to 499	500 to 999	1,000 or more		
<b>42</b>	<b>Wholesale trade—Con.</b>															
421	Wholesale trade, durable goods—Con.															
4213	Lumber & other construction materials whsle .....	1 583	12 908	53 499	135	68	21	19	20	7	—	—	—	—	—	
42131	Lumber, plywood, millwork & wood panel whsle .....	807	7 283	29 099	56	26	7	9	9	5	—	—	—	—	—	
421310	Lumber, plywood, millwork & wood panel whsle .....	807	7 283	29 099	56	26	7	9	9	5	—	—	—	—	—	
42132	Brick & related construction material whsle .....	270	1 797	8 535	31	15	5	4	7	—	—	—	—	—	—	
421320	Brick & related construction material whsle .....	270	1 797	8 535	31	15	5	4	7	—	—	—	—	—	—	
42133	Roofing, siding & insulation material whsle .....	111	636	2 589	15	9	2	3	1	—	—	—	—	—	—	
421330	Roofing, siding & insulation material whsle .....	111	636	2 589	15	9	2	3	1	—	—	—	—	—	—	
42139	Other construction material whsle .....	395	3 192	13 276	33	18	7	3	3	2	—	—	—	—	—	
421390	Other construction material whsle .....	395	3 192	13 276	33	18	7	3	3	2	—	—	—	—	—	
4214	Professional & commercial equip & supp whsle .....	4 972	59 503	251 640	361	186	56	53	46	15	3	2	—	—	—	
42141	Photographic equipment & supplies whsle .....	103	1 416	4 691	8	4	2	—	1	1	—	—	—	—	—	
421410	Photographic equipment & supplies whsle .....	103	1 416	4 691	8	4	2	—	1	1	—	—	—	—	—	
42142	Office equipment whsle .....	1 151	11 435	48 510	53	23	9	7	8	4	1	1	—	—	—	
421420	Office equipment whsle .....	1 151	11 435	48 510	53	23	9	7	8	4	1	1	—	—	—	
42143	Computer & peripheral equip & software whsle .....	2 092	32 195	137 577	142	77	20	17	22	4	1	1	—	—	—	
421430	Computer & peripheral equip & software whsle .....	2 092	32 195	137 577	142	77	20	17	22	4	1	1	—	—	—	
42144	Other commercial equipment whsle .....	527	3 666	15 370	44	22	11	6	1	3	1	—	—	—	—	
421440	Other commercial equipment whsle .....	527	3 666	15 370	44	22	11	6	1	3	1	—	—	—	—	
42145	Medical, dental, hospital equip & supp whsle .....	794	8 202	33 929	83	46	8	16	11	2	—	—	—	—	—	
421450	Medical, dental, hospital equip & supp whsle .....	794	8 202	33 929	83	46	8	16	11	2	—	—	—	—	—	
42146	Ophthalmic goods whsle .....	102	960	4 040	14	8	2	2	2	—	—	—	—	—	—	
421460	Ophthalmic goods whsle .....	102	960	4 040	14	8	2	2	2	—	—	—	—	—	—	
42149	Oth professional equipment & supplies whsle .....	203	1 629	7 523	17	6	4	5	1	1	—	—	—	—	—	
421490	Oth professional equipment & supplies whsle .....	203	1 629	7 523	17	6	4	5	1	1	—	—	—	—	—	
4215	Metal & mineral (except petroleum) whsle ..	1 236	11 441	44 822	95	41	18	17	13	6	—	—	—	—	—	
42151	Metal service centers & offices whsle .....	1 189	10 951	42 825	88	35	18	17	12	6	—	—	—	—	—	
421510	Metal service centers & offices whsle .....	1 189	10 951	42 825	88	35	18	17	12	6	—	—	—	—	—	
42152	Coal & other mineral & ore whsle .....	47	490	1 997	7	6	—	—	1	—	—	—	—	—	—	
421520	Coal & other mineral & ore whsle .....	47	490	1 997	7	6	—	—	1	—	—	—	—	—	—	
4216	Electrical goods whsle .....	2 980	38 237	147 430	274	131	58	39	40	4	1	1	—	—	—	
42161	Elec equip, wiring supp, const material whsle .....	1 092	11 907	44 824	107	41	31	19	14	2	—	—	—	—	—	
421610	Elec equip, wiring supp, const material whsle .....	1 092	11 907	44 824	107	41	31	19	14	2	—	—	—	—	—	
42162	Electric appliance, TV, radio set whsle ..	269	2 451	10 179	26	11	5	4	6	—	—	—	—	—	—	
421620	Electric appliance, TV, radio set whsle ..	269	2 451	10 179	26	11	5	4	6	—	—	—	—	—	—	
42169	Other electronic parts & equipment whsle ..	1 619	23 879	92 427	141	79	22	16	20	2	1	1	—	—	—	
421690	Other electronic parts & equipment whsle ..	1 619	23 879	92 427	141	79	22	16	20	2	1	1	—	—	—	
4217	Hardware, plumb & heating equip & sup whsle .....	1 650	15 253	64 415	179	79	41	37	20	2	—	—	—	—	—	
42171	Hardware whsle .....	663	5 471	23 191	76	42	14	12	6	2	—	—	—	—	—	
421710	Hardware whsle .....	663	5 471	23 191	76	42	14	12	6	2	—	—	—	—	—	
42172	Plumbing & heating equipment & supplies whsle .....	469	4 575	18 411	47	15	14	12	6	—	—	—	—	—	—	
421720	Plumbing & heating equipment & supplies whsle .....	469	4 575	18 411	47	15	14	12	6	—	—	—	—	—	—	
42173	Warm air heating & AC equip & supplies whsle .....	389	4 120	18 247	41	14	11	10	6	—	—	—	—	—	—	
421730	Warm air heating & AC equip & supplies whsle .....	389	4 120	18 247	41	14	11	10	6	—	—	—	—	—	—	
42174	Refrigeration equipment & supplies whsle ..	129	1 087	4 566	15	8	2	3	2	—	—	—	—	—	—	
421740	Refrigeration equipment & supplies whsle ..	129	1 087	4 566	15	8	2	3	2	—	—	—	—	—	—	
4218	Machinery, equipment & supplies whsle ....	7 180	69 236	283 030	596	283	137	91	63	12	8	1	1	—	—	
42181	Const & mining (exc petroleum) equip whsle .....	1 629	20 028	80 035	59	24	13	6	8	4	3	—	1	—	—	
421810	Const & mining (exc petroleum) equip whsle .....	1 629	20 028	80 035	59	24	13	6	8	4	3	—	1	—	—	
42182	Farm & garden machinery & equipment whsle .....	1 011	6 367	29 204	66	23	21	11	9	—	1	1	—	—	—	
421820	Farm & garden machinery & equipment whsle .....	1 011	6 367	29 204	66	23	21	11	9	—	1	1	—	—	—	
42183	Industrial machinery & equipment whsle ..	2 611	26 235	106 199	278	141	59	44	28	3	3	—	—	—	—	
421830	Industrial machinery & equipment whsle ..	2 611	26 235	106 199	278	141	59	44	28	3	3	—	—	—	—	
42184	Industrial supplies whsle .....	837	7 752	30 578	110	57	27	16	9	1	—	—	—	—	—	
421840	Industrial supplies whsle .....	837	7 752	30 578	110	57	27	16	9	1	—	—	—	—	—	
42185	Service establishment equip & supplies whsle .....	673	5 464	22 494	67	33	13	11	8	2	—	—	—	—	—	
421850	Service establishment equip & supplies whsle .....	673	5 464	22 494	67	33	13	11	8	2	—	—	—	—	—	
42186	Transportation equip, supplies (exc MV) whsle .....	419	3 390	14 520	16	5	4	3	1	2	1	—	—	—	—	
421860	Transportation equip, supplies (exc MV) whsle .....	419	3 390	14 520	16	5	4	3	1	2	1	—	—	—	—	
4219	Miscellaneous durable goods whsle .....	3 158	23 457	97 529	302	181	58	30	23	6	2	2	—	—	—	
42191	Sporting & recreational goods & supply whsle .....	637	5 127	21 542	74	44	14	8	5	3	—	—	—	—	—	

See footnotes at end of table.











**Table 2. The State—Employees, Payroll, and Establishments by Industry: 2001—Con.**

[Excludes most government employees, railroad employees, and self-employed persons. Size class 1 to 4 includes establishments with payroll, but no employees, during mid-March pay period. (D) denotes figures withheld to avoid disclosing data for individual companies; the data are included in broader industry totals. For explanation of terms, abbreviations, and data reliability/comparability, see introductory text]

NAICS code	Industry	Number of employees for week including March 12	Payroll (\$1,000)		Total number of establishments	Number of establishments by employment-size class								
			First quarter	Annual		1 to 4	5 to 9	10 to 19	20 to 49	50 to 99	100 to 249	250 to 499	500 to 999	1,000 or more
<b>48-49</b>	<b>Transportation &amp; warehousing—Con.</b>													
485	Transit & ground passenger transportation—Con.													
4855	Charter bus industry .....	376	1 957	7 059	9	2	—	3	2	1	1	—	—	—
48551	Charter bus industry .....	376	1 957	7 059	9	2	—	3	2	1	1	—	—	—
485510	Charter bus industry .....	376	1 957	7 059	9	2	—	3	2	1	1	—	—	—
4859	Oth transit & ground passenger transportation .....	(C)	(D)	(D)	17	11	2	—	1	3	—	—	—	—
48599	Oth transit & ground passenger transportation .....	(C)	(D)	(D)	17	11	2	—	1	3	—	—	—	—
485991	Special needs transportation .....	(C)	(D)	(D)	10	6	2	—	—	2	—	—	—	—
485999	All other transit & ground passenger trans .....	(C)	(D)	(D)	7	5	—	—	1	1	—	—	—	—
486	Pipeline transportation .....	(F)	(D)	(D)	27	12	7	5	1	1	—	1	—	—
4861	Pipeline transportation of crude oil .....	(B)	(D)	(D)	4	2	1	—	1	—	—	—	—	—
48611	Pipeline transportation of crude oil .....	(B)	(D)	(D)	4	2	1	—	1	—	—	—	—	—
486110	Pipeline transportation of crude oil .....	(B)	(D)	(D)	4	2	1	—	1	—	—	—	—	—
4862	Pipeline transportation of natural gas .....	(F)	(D)	(D)	16	4	5	5	—	1	—	1	—	—
48621	Pipeline transportation of natural gas .....	(F)	(D)	(D)	16	4	5	5	—	1	—	1	—	—
486210	Pipeline transportation of natural gas .....	(F)	(D)	(D)	16	4	5	5	—	1	—	1	—	—
4869	Other pipeline transportation .....	(A)	(D)	(D)	7	6	1	—	—	—	—	—	—	—
48691	Pipeline trans of refined petroleum products .....	(A)	(D)	(D)	7	6	1	—	—	—	—	—	—	—
486910	Pipeline trans of refined petroleum products .....	(A)	(D)	(D)	7	6	1	—	—	—	—	—	—	—
487	Scenic & sightseeing transportation .....	(C)	(D)	(D)	15	6	4	2	3	—	—	—	—	—
4871	Scenic & sightseeing transportation, land .....	(B)	(D)	(D)	4	1	—	2	1	—	—	—	—	—
48711	Scenic & sightseeing transportation, land .....	(B)	(D)	(D)	4	1	—	2	1	—	—	—	—	—
487110	Scenic & sightseeing transportation, land .....	(B)	(D)	(D)	4	1	—	2	1	—	—	—	—	—
4872	Scenic & sightseeing transportation, water .....	(B)	(D)	(D)	8	4	3	—	1	—	—	—	—	—
48721	Scenic & sightseeing transportation, water .....	(B)	(D)	(D)	8	4	3	—	1	—	—	—	—	—
487210	Scenic & sightseeing transportation, water .....	(B)	(D)	(D)	8	4	3	—	1	—	—	—	—	—
4879	Scenic & sightseeing transportation, other .....	(B)	(D)	(D)	3	1	1	—	1	—	—	—	—	—
48799	Scenic & sightseeing transportation, other .....	(B)	(D)	(D)	3	1	1	—	1	—	—	—	—	—
487990	Scenic & sightseeing transportation, other .....	(B)	(D)	(D)	3	1	1	—	1	—	—	—	—	—
488	Transportation support activities .....	2 451	17 395	70 980	205	106	43	27	17	7	5	—	—	—
4881	Air transportation support activities .....	1 120	6 687	27 173	43	18	7	4	7	2	5	—	—	—
48811	Airport operations .....	856	4 198	17 078	21	3	2	4	6	2	4	—	—	—
488111	Air traffic control .....	(A)	(D)	(D)	1	—	—	—	—	—	—	—	—	—
488119	Other airport operations .....	(F)	(D)	(D)	20	3	1	4	6	2	4	—	—	—
48819	Other air transportation support activities .....	264	2 489	10 095	22	15	5	—	1	—	1	—	—	—
488190	Other air transportation support activities .....	264	2 489	10 095	22	15	5	—	1	—	1	—	—	—
4882	Rail transportation support activities .....	(C)	(D)	(D)	10	3	3	—	3	1	—	—	—	—
48821	Rail transportation support activities .....	(C)	(D)	(D)	10	3	3	—	3	1	—	—	—	—
488210	Rail transportation support activities .....	(C)	(D)	(D)	10	3	3	—	3	1	—	—	—	—
4883	Water transportation support activities .....	(B)	(D)	(D)	2	—	1	—	1	—	—	—	—	—
48831	Port & harbor operations .....	(B)	(D)	(D)	1	—	—	—	1	—	—	—	—	—
488310	Port & harbor operations .....	(B)	(D)	(D)	1	—	—	—	1	—	—	—	—	—
48833	Navigational services to shipping .....	(A)	(D)	(D)	1	—	1	—	—	—	—	—	—	—
488330	Navigational services to shipping .....	(A)	(D)	(D)	1	—	1	—	—	—	—	—	—	—
4884	Road transportation support activities .....	402	2 144	8 778	52	31	9	10	—	2	—	—	—	—
48841	Motor vehicle towing .....	205	1 171	4 909	41	24	9	8	—	—	—	—	—	—
488410	Motor vehicle towing .....	205	1 171	4 909	41	24	9	8	—	—	—	—	—	—
48849	Other road transportation support activities .....	197	973	3 869	11	7	—	2	—	2	—	—	—	—
488490	Other road transportation support activities .....	197	973	3 869	11	7	—	2	—	2	—	—	—	—
4885	Freight transportation arrangement .....	692	6 879	28 834	91	49	21	13	6	2	—	—	—	—
48851	Freight transportation arrangement .....	692	6 879	28 834	91	49	21	13	6	2	—	—	—	—
488510	Freight transportation arrangement .....	692	6 879	28 834	91	49	21	13	6	2	—	—	—	—
4889	Other transportation support activities .....	(A)	(D)	(D)	7	5	2	—	—	—	—	—	—	—
48899	Other transportation support activities .....	(A)	(D)	(D)	7	5	2	—	—	—	—	—	—	—
488991	Packing & crating .....	(A)	(D)	(D)	4	2	2	—	—	—	—	—	—	—
488999	All other transportation support activities .....	(A)	(D)	(D)	3	3	—	—	—	—	—	—	—	—
492	Couriers & messengers .....	4 881	34 117	137 417	94	52	13	9	9	7	3	—	—	1
4921	Couriers .....	4 625	32 761	131 802	56	30	5	5	6	6	3	—	—	1
49211	Couriers .....	4 625	32 761	131 802	56	30	5	5	6	6	3	—	—	1
492110	Couriers .....	4 625	32 761	131 802	56	30	5	5	6	6	3	—	—	1
4922	Local messengers & local delivery .....	256	1 356	5 615	38	22	8	4	3	1	—	—	—	—
49221	Local messengers & local delivery .....	256	1 356	5 615	38	22	8	4	3	1	—	—	—	—
492210	Local messengers & local delivery .....	256	1 356	5 615	38	22	8	4	3	1	—	—	—	—
493	Warehousing & storage .....	(E)	(D)	(D)	43	26	7	7	2	1	—	—	—	—
4931	Warehousing & storage .....	(E)	(D)	(D)	43	26	7	7	2	1	—	—	—	—
49311	General warehousing & storage .....	131	822	3 431	21	14	3	3	1	—	—	—	—	—
493110	General warehousing & storage .....	131	822	3 431	21	14	3	3	1	—	—	—	—	—
49312	Refrigerated warehousing & storage .....	(C)	(D)	(D)	9	3	2	2	1	1	—	—	—	—
493120	Refrigerated warehousing & storage .....	(C)	(D)	(D)	9	3	2	2	1	1	—	—	—	—
49313	Farm product warehousing & storage .....	(A)	(D)	(D)	1	—	—	1	—	—	—	—	—	—
493130	Farm product warehousing & storage .....	(A)	(D)	(D)	1	—	—	1	—	—	—	—	—	—
49319	Other warehousing & storage .....	(B)	(D)	(D)	12	9	2	1	—	—	—	—	—	—
493190	Other warehousing & storage .....	(B)	(D)	(D)	12	9	2	1	—	—	—	—	—	—

See footnotes at end of table.





**Table 2. The State—Employees, Payroll, and Establishments by Industry: 2001—Con.**

[Excludes most government employees, railroad employees, and self-employed persons. Size class 1 to 4 includes establishments with payroll, but no employees, during mid-March pay period. (D) denotes figures withheld to avoid disclosing data for individual companies; the data are included in broader industry totals. For explanation of terms, abbreviations, and data reliability/comparability, see introductory text]

NAICS code	Industry	Number of employees for week including March 12	Payroll (\$1,000)		Total number of establishments	Number of establishments by employment-size class									
			First quarter	Annual		1 to 4	5 to 9	10 to 19	20 to 49	50 to 99	100 to 249	250 to 499	500 to 999	1,000 or more	
<b>53</b>	<b>Real estate &amp; rental &amp; leasing</b>	<b>14 640</b>	<b>83 599</b>	<b>354 279</b>	<b>2 745</b>	<b>2 045</b>	<b>372</b>	<b>217</b>	<b>70</b>	<b>29</b>	<b>9</b>	<b>3</b>	—	—	
531	Real estate	9 667	56 277	239 770	2 195	1 783	234	103	44	24	5	2	—	—	
5311	Lessors of real estate	2 899	12 153	53 153	669	516	90	40	17	4	2	—	—	—	
53111	Lessors of residential buildings & dwellings	1 621	6 138	27 658	296	215	46	20	11	2	2	—	—	—	
531110	Lessors of residential buildings & dwellings	1 621	6 138	27 658	296	215	46	20	11	2	2	—	—	—	
53112	Lessors of nonres bldg (exc miniwarehouses)	879	4 794	19 894	224	171	33	12	6	2	—	—	—	—	
531120	Lessors of nonres bldg (exc miniwarehouses)	879	4 794	19 894	224	171	33	12	6	2	—	—	—	—	
53113	Lessors of miniwarehouses & self storage units	(C)	(D)	(D)	80	75	3	2	—	—	—	—	—	—	
531130	Lessors of miniwarehouses & self storage units	(C)	(D)	(D)	80	75	3	2	—	—	—	—	—	—	
53119	Lessors of other real estate property	(C)	(D)	(D)	69	55	8	6	—	—	—	—	—	—	
531190	Lessors of other real estate property	(C)	(D)	(D)	69	55	8	6	—	—	—	—	—	—	
5312	Offices of real estate agents & brokers	2 284	14 717	62 420	922	812	69	26	10	5	—	—	—	—	
53121	Offices of real estate agents & brokers	2 284	14 717	62 420	922	812	69	26	10	5	—	—	—	—	
531210	Offices of real estate agents & brokers	2 284	14 717	62 420	922	812	69	26	10	5	—	—	—	—	
5313	Activities related to real estate	4 484	29 407	124 197	604	455	75	37	17	15	3	2	—	—	
53131	Real estate property managers	3 695	22 613	95 295	345	233	52	28	14	13	3	2	—	—	
531311	Residential property managers	1 799	11 565	49 384	253	172	43	19	11	7	1	—	—	—	
531312	Nonresidential property managers	1 896	11 048	45 911	92	61	9	9	3	6	2	2	—	—	
53132	Offices of real estate appraisers	531	3 425	14 661	156	132	14	6	3	1	—	—	—	—	
531320	Offices of real estate appraisers	531	3 425	14 661	156	132	14	6	3	1	—	—	—	—	
53139	Other activities related to real estate	258	3 369	14 241	103	90	9	3	—	1	—	—	—	—	
531390	Other activities related to real estate	258	3 369	14 241	103	90	9	3	—	1	—	—	—	—	
532	Rental & leasing services	4 820	25 712	107 972	530	250	134	113	23	5	4	1	—	—	
5321	Automotive equipment rental & leasing	1 765	9 236	40 378	103	63	20	7	5	3	4	1	—	—	
53211	Passenger car rental & leasing	1 493	7 140	31 634	57	35	10	1	3	3	4	1	—	—	
532111	Passenger car rental	(G)	(D)	(D)	51	31	8	1	3	3	4	1	—	—	
532112	Passenger car leasing	(A)	(D)	(D)	6	4	2	—	—	—	—	—	—	—	
53212	Truck, utility trailer & RV rental & leasing	272	2 096	8 744	46	28	10	6	2	—	—	—	—	—	
532120	Truck, utility trailer & RV rental & leasing	272	2 096	8 744	46	28	10	6	2	—	—	—	—	—	
5322	Consumer goods rental	1 719	4 979	20 384	232	94	48	85	4	1	—	—	—	—	
53221	Consumer electronics & appliances rental	13	73	259	5	4	1	—	—	—	—	—	—	—	
532210	Consumer electronics & appliances rental	13	73	259	5	4	1	—	—	—	—	—	—	—	
53222	Formal wear & costume rental	166	482	2 139	29	18	6	3	2	—	—	—	—	—	
532220	Formal wear & costume rental	166	482	2 139	29	18	6	3	2	—	—	—	—	—	
53223	Video tape & disc rental	1 157	2 408	10 501	131	34	23	74	—	—	—	—	—	—	
532230	Video tape & disc rental	1 157	2 408	10 501	131	34	23	74	—	—	—	—	—	—	
53229	Other consumer goods rental	383	2 016	7 485	67	38	18	8	2	1	—	—	—	—	
532291	Home health equipment rental	148	1 206	4 603	19	7	6	5	1	—	—	—	—	—	
532292	Recreational goods rental	192	632	2 119	34	23	6	3	1	1	—	—	—	—	
532299	All other consumer goods rental	43	178	763	14	8	6	—	—	—	—	—	—	—	
5323	General rental centers	432	3 080	12 345	58	16	33	5	3	1	—	—	—	—	
53231	General rental centers	432	3 080	12 345	58	16	33	5	3	1	—	—	—	—	
532310	General rental centers	432	3 080	12 345	58	16	33	5	3	1	—	—	—	—	
5324	Commercial, industrial equip rental & leasing	904	8 417	34 865	137	77	33	16	11	—	—	—	—	—	
53241	Const, trans, mining equip rental & leasing	500	4 553	19 463	69	37	15	11	6	—	—	—	—	—	
532411	Commercial trans equip (exc MV) rental, lease	8	51	284	8	8	—	—	—	—	—	—	—	—	
532412	Const, mining, forestry equip rental & leasing	492	4 502	19 179	61	29	15	11	6	—	—	—	—	—	
53242	Office machinery & equipment rental & leasing	31	490	1 760	12	9	3	—	—	—	—	—	—	—	
532420	Office machinery & equipment rental & leasing	31	490	1 760	12	9	3	—	—	—	—	—	—	—	
53249	Oth commercial, industrial equip rental, lease	373	3 374	13 642	56	31	15	5	5	—	—	—	—	—	
532490	Oth commercial, industrial equip rental, lease	373	3 374	13 642	56	31	15	5	5	—	—	—	—	—	
533	Lessors of other nonfinancial intangible asset	153	1 610	6 537	20	12	4	1	3	—	—	—	—	—	
5331	Lessors of other nonfinancial intangible asset	153	1 610	6 537	20	12	4	1	3	—	—	—	—	—	
53311	Lessors of other nonfinancial intangible asset	153	1 610	6 537	20	12	4	1	3	—	—	—	—	—	
533110	Lessors of other nonfinancial intangible asset	153	1 610	6 537	20	12	4	1	3	—	—	—	—	—	
<b>54</b>	<b>Professional, scientific &amp; technical services</b>	<b>58 516</b>	<b>535 935</b>	<b>2 297 077</b>	<b>5 731</b>	<b>3 913</b>	<b>813</b>	<b>494</b>	<b>319</b>	<b>106</b>	<b>66</b>	<b>10</b>	<b>4</b>	<b>6</b>	
541	Professional, scientific & technical services	58 516	535 935	2 297 077	5 731	3 913	813	494	319	106	66	10	4	6	
5411	Legal services	6 441	78 750	378 169	975	685	135	84	50	16	4	1	—	—	
54111	Offices of lawyers	5 744	73 892	353 459	896	651	115	68	41	16	4	1	—	—	
541110	Offices of lawyers	5 744	73 892	353 459	896	651	115	68	41	16	4	1	—	—	
54119	Other legal services	697	4 858	24 710	79	34	20	16	9	—	—	—	—	—	
541191	Title abstract & settlement offices	665	4 682	23 964	69	26	19	15	9	—	—	—	—	—	
541199	All other legal services	32	176	746	10	8	1	1	—	—	—	—	—	—	
5412	Accounting, tax prep, bookkeep, payroll services	8 794	47 443	222 875	800	538	133	61	33	17	14	2	2	—	
54121	Accounting, tax prep, bookkeep, payroll services	8 794	47 443	222 875	800	538	133	61	33	17	14	2	2	—	
541211	Offices of certified public accountants	2 916	24 650	105 366	402	258	78	37	20	7	2	—	—	—	
541213	Tax preparation services	989	2 414	6 257	74	52	8	7	3	—	4	—	—	—	
541214	Payroll services	3 403	13 393	76 432	65	28	10	7	7	3	6	2	2	—	
541219	Other accounting services	1 486	6 986	34 820	259	200	37	10	3	7	2	—	—	—	

See footnotes at end of table.















**Table 2. The State—Employees, Payroll, and Establishments by Industry: 2001—Con.**

[Excludes most government employees, railroad employees, and self-employed persons. Size class 1 to 4 includes establishments with payroll, but no employees, during mid-March pay period. (D) denotes figures withheld to avoid disclosing data for individual companies; the data are included in broader industry totals. For explanation of terms, abbreviations, and data reliability/comparability, see introductory text]

NAICS code	Industry	Number of employees for week including March 12	Payroll (\$1,000)		Total number of establishments	Number of establishments by employment-size class										
			First quarter	Annual		1 to 4	5 to 9	10 to 19	20 to 49	50 to 99	100 to 249	250 to 499	500 to 999	1,000 or more		
<b>81</b>	<b>Other services (except public administration)—Con.</b>															
812	Personal & laundry services—Con.															
81233	Drycleaning & laundry services—Con.															
812331	Linen & uniform supply .....	913	5 254	21 918	16	1	2	3	2	5	3	—	—	—	—	—
812332	Linen supply .....	475	2 532	10 504	7	1	—	—	—	4	1	—	—	—	—	—
812332	Industrial launderers .....	438	2 722	11 414	9	—	2	2	2	1	2	—	—	—	—	—
8129	Other personal services .....	1 705	7 276	31 782	258	178	37	29	9	3	2	—	—	—	—	—
81291	Pet care (except veterinary) services .....	158	411	1 815	51	38	9	4	—	—	—	—	—	—	—	—
812910	Pet care (except veterinary) services .....	158	411	1 815	51	38	9	4	—	—	—	—	—	—	—	—
81292	Photofinishing .....	686	4 012	16 301	52	27	9	8	4	3	1	—	—	—	—	—
812921	Photofinishing laboratories (except one-hour) .....	610	3 685	14 887	38	20	5	5	4	3	1	—	—	—	—	—
812922	One-hour photofinishing .....	76	327	1 414	14	7	4	3	—	—	—	—	—	—	—	—
81293	Parking lots & garages .....	272	931	4 120	57	45	3	5	4	—	—	—	—	—	—	—
812930	Parking lots & garages .....	272	931	4 120	57	45	3	5	4	—	—	—	—	—	—	—
81299	All other personal services .....	589	1 922	9 546	98	68	16	12	1	—	1	—	—	—	—	—
812990	All other personal services .....	589	1 922	9 546	98	68	16	12	1	—	1	—	—	—	—	—
813	Religious, grantmaking, civic, prof & like organizations .....	24 223	144 110	634 098	930	545	205	96	61	16	3	1	1	2		
8131	Religious organizations .....	18 975	113 298	507 868	253	138	59	25	25	3	—	—	1	2		
81311	Religious organizations .....	18 975	113 298	507 868	253	138	59	25	25	3	—	—	1	2		
813110	Religious organizations .....	18 975	113 298	507 868	253	138	59	25	25	3	—	—	1	2		
8132	Grantmaking & giving services .....	754	6 628	28 319	68	42	11	10	2	2	—	1	—	—	—	—
81321	Grantmaking & giving services .....	754	6 628	28 319	68	42	11	10	2	2	—	1	—	—	—	—
813211	Grantmaking foundations .....	(B)	(D)	(D)	30	25	4	1	—	—	—	—	—	—	—	—
813212	Voluntary health organizations .....	(C)	(D)	(D)	24	11	6	5	1	1	—	—	—	—	—	—
813219	Other grantmaking & giving services .....	(E)	(D)	(D)	14	6	1	4	1	1	—	1	—	—	—	—
8133	Social advocacy organizations .....	330	1 852	8 129	58	37	11	7	3	—	—	—	—	—	—	—
81331	Social advocacy organizations .....	330	1 852	8 129	58	37	11	7	3	—	—	—	—	—	—	—
813311	Human rights organizations .....	61	288	1 141	12	7	4	1	—	—	—	—	—	—	—	—
813312	Environment & wildlife organizations .....	(C)	(D)	(D)	22	16	2	2	2	—	—	—	—	—	—	—
813319	Other social advocacy organizations .....	(C)	(D)	(D)	24	14	5	4	1	—	—	—	—	—	—	—
8134	Civic & social organizations .....	1 366	4 401	18 884	157	74	48	17	13	5	—	—	—	—	—	—
81341	Civic & social organizations .....	1 366	4 401	18 884	157	74	48	17	13	5	—	—	—	—	—	—
813410	Civic & social organizations .....	1 366	4 401	18 884	157	74	48	17	13	5	—	—	—	—	—	—
8139	Business, labor, political, like organizations .....	2 798	17 931	70 898	394	254	76	37	18	6	3	—	—	—	—	—
81391	Business associations .....	480	3 817	15 509	96	66	18	10	1	—	—	—	—	—	—	—
813910	Business associations .....	480	3 817	15 509	96	66	18	10	1	—	—	—	—	—	—	—
81392	Professional organizations .....	371	3 669	14 722	37	26	3	3	4	—	1	—	—	—	—	—
813920	Professional organizations .....	371	3 669	14 722	37	26	3	3	4	—	1	—	—	—	—	—
81393	Labor unions & similar labor organizations .....	(F)	(D)	(D)	90	51	23	9	7	—	—	—	—	—	—	—
813930	Labor unions & similar labor organizations .....	(F)	(D)	(D)	90	51	23	9	7	—	—	—	—	—	—	—
81394	Political organizations .....	(B)	(D)	(D)	15	13	2	—	—	—	—	—	—	—	—	—
813940	Political organizations .....	(B)	(D)	(D)	15	13	2	—	—	—	—	—	—	—	—	—
81399	Oth similar organizations (exc business, prof, labor, pol) .....	1 343	8 356	32 014	156	98	30	15	6	5	2	—	—	—	—	—
813990	Oth similar organizations (exc business, prof, labor, pol) .....	1 343	8 356	32 014	156	98	30	15	6	5	2	—	—	—	—	—
<b>95</b>	<b>Auxiliaries (exc corporate, subsidiary &amp; regional mgt) .....</b>	<b>7 436</b>	<b>49 922</b>	<b>200 339</b>	<b>137</b>	<b>43</b>	<b>26</b>	<b>17</b>	<b>23</b>	<b>11</b>	<b>9</b>	<b>5</b>	<b>3</b>	<b>—</b>	<b>—</b>	<b>—</b>
<b>99</b>	<b>Unclassified establishments .....</b>	<b>789</b>	<b>2 996</b>	<b>14 649</b>	<b>644</b>	<b>601</b>	<b>27</b>	<b>14</b>	<b>2</b>	<b>—</b>	<b>—</b>	<b>—</b>	<b>—</b>	<b>—</b>	<b>—</b>	<b>—</b>

Note: Employment-size classes are indicated as follows: A—0 to 19; B—20 to 99; C—100 to 249; E—250 to 499; F—500 to 999; G—1,000 to 2,499; H—2,500 to 4,999; I—5,000 to 9,999; J—10,000 to 24,999; K—25,000 to 49,999; L—50,000 to 99,999; M—100,000 or more.

**Table 3. The State—Employees and Annual Payroll by Employment-Size Class: 2001**

[Excludes most government employees, railroad employees, and self-employed persons. Size class 1 to 4 includes establishments with payroll, but no employees, during mid-March pay period. (D) denotes figures withheld to avoid disclosing data for individual companies; the data are included in broader industry totals. For explanation of terms, abbreviations, and data reliability/comparability, see introductory text]

NAICS code	Major group	Total	Employment-size class								
			1 to 4	5 to 9	10 to 19	20 to 49	50 to 99	100 to 249	250 to 499	500 to 999	1,000 or more
	<b>Total number of employees ..</b>	<b>914 829</b>	<b>47 673</b>	<b>71 393</b>	<b>101 979</b>	<b>145 580</b>	<b>109 534</b>	<b>144 987</b>	<b>85 453</b>	<b>64 152</b>	<b>144 078</b>
	<b>Total payroll, annual (\$1,000) .....</b>	<b>26 064 189</b>	<b>1 621 956</b>	<b>1 746 114</b>	<b>2 474 925</b>	<b>3 848 209</b>	<b>3 225 289</b>	<b>4 254 383</b>	<b>2 614 668</b>	<b>2 142 739</b>	<b>4 135 906</b>
<b>11</b>	<b>FORESTRY, FISHING, HUNTING, AND AGRICULTURE SUPPORT</b>										
	Number of employees .....	233	(D)	(D)	(D)	(D)	-	-	-	-	-
	Payroll, annual (\$1,000) .....	7 177	(D)	(D)	(D)	(D)	-	-	-	-	-
113	Forestry and logging										
	Number of employees .....	(B)	(D)	(D)	(D)	-	-	-	-	-	-
	Payroll, annual (\$1,000) .....	(D)	(D)	(D)	(D)	-	-	-	-	-	-
114	Fishing, hunting & trapping										
	Number of employees .....	(B)	(D)	-	(D)	-	-	-	-	-	-
	Payroll, annual (\$1,000) .....	(D)	(D)	-	(D)	-	-	-	-	-	-
115	Agriculture & forestry support activities										
	Number of employees .....	(C)	(D)	(D)	(D)	(D)	-	-	-	-	-
	Payroll, annual (\$1,000) .....	(D)	(D)	(D)	(D)	(D)	-	-	-	-	-
<b>21</b>	<b>MINING</b>										
	Number of employees .....	7 996	238	(D)	763	(D)	1 154	2 056	1 786	(D)	-
	Payroll, annual (\$1,000) .....	378 273	10 647	(D)	35 964	(D)	55 636	93 268	89 590	(D)	-
211	Oil & gas extraction										
	Number of employees .....	825	(D)	(D)	(D)	(D)	243	-	-	-	-
	Payroll, annual (\$1,000) .....	47 255	(D)	(D)	(D)	(D)	15 880	-	-	-	-
212	Mining (except oil & gas)										
	Number of employees .....	4 421	(D)	(D)	(D)	(D)	485	1 112	(D)	(D)	-
	Payroll, annual (\$1,000) .....	220 612	(D)	(D)	(D)	(D)	25 497	53 077	(D)	(D)	-
213	Mining support activities										
	Number of employees .....	2 750	138	(D)	404	(D)	426	944	(D)	-	-
	Payroll, annual (\$1,000) .....	110 406	5 120	(D)	17 803	(D)	14 259	40 191	(D)	-	-
<b>22</b>	<b>UTILITIES</b>										
	Number of employees .....	5 213	(D)	(D)	327	(D)	(D)	(D)	1 626	(D)	-
	Payroll, annual (\$1,000) .....	347 926	(D)	(D)	15 995	(D)	(D)	(D)	96 703	(D)	-
221	Utilities										
	Number of employees .....	5 213	(D)	(D)	327	(D)	(D)	(D)	1 626	(D)	-
	Payroll, annual (\$1,000) .....	347 926	(D)	(D)	15 995	(D)	(D)	(D)	96 703	(D)	-
<b>23</b>	<b>CONSTRUCTION</b>										
	Number of employees .....	61 911	8 264	9 527	10 705	12 411	8 196	5 964	5 255	1 589	-
	Payroll, annual (\$1,000) .....	2 029 819	241 794	234 128	297 775	413 312	309 844	222 065	246 480	64 421	-
233	Building, developing & general contracting										
	Number of employees .....	16 698	3 028	2 848	2 874	2 513	(D)	(D)	(D)	(D)	-
	Payroll, annual (\$1,000) .....	568 178	87 424	75 081	83 150	84 667	(D)	(D)	(D)	(D)	-
234	Heavy construction										
	Number of employees .....	8 209	212	496	900	1 771	(D)	(D)	(D)	(D)	-
	Payroll, annual (\$1,000) .....	351 483	17 299	15 460	31 137	71 608	(D)	(D)	(D)	(D)	-
235	Special trade contractors										
	Number of employees .....	37 004	5 024	6 183	6 931	8 127	(D)	3 223	1 832	(D)	-
	Payroll, annual (\$1,000) .....	1 110 158	137 071	143 587	183 488	257 037	(D)	100 252	77 992	(D)	-
<b>31-33</b>	<b>MANUFACTURING</b>										
	Number of employees .....	120 445	1 908	3 449	6 543	13 812	14 940	21 306	20 912	16 082	21 493
	Payroll, annual (\$1,000) .....	4 241 127	63 259	77 119	163 788	381 991	499 143	758 659	749 626	640 202	907 340
311	Food mfg										
	Number of employees .....	14 464	118	298	561	1 307	(D)	2 979	3 649	(D)	(D)
	Payroll, annual (\$1,000) .....	406 010	7 253	4 368	8 180	29 021	(D)	89 270	112 256	(D)	(D)
312	Beverage & tobacco product mfg										
	Number of employees .....	(F)	(D)	(D)	(D)	(D)	(D)	(D)	-	-	-
	Payroll, annual (\$1,000) .....	(D)	(D)	(D)	(D)	(D)	(D)	(D)	-	-	-
313	Textile mills										
	Number of employees .....	105	(D)	(D)	(D)	(D)	-	-	-	-	-
	Payroll, annual (\$1,000) .....	1 959	(D)	(D)	(D)	(D)	-	-	-	-	-
314	Textile product mills										
	Number of employees .....	1 061	36	(D)	(D)	498	367	-	-	-	-
	Payroll, annual (\$1,000) .....	26 717	1 418	(D)	(D)	11 721	10 957	-	-	-	-
315	Apparel manufacturing										
	Number of employees .....	1 099	33	113	165	225	(D)	(D)	(D)	-	-
	Payroll, annual (\$1,000) .....	26 490	830	1 547	2 614	3 985	(D)	(D)	(D)	-	-
316	Leather & allied product mfg										
	Number of employees .....	221	(D)	39	(D)	143	-	-	-	-	-
	Payroll, annual (\$1,000) .....	3 671	(D)	683	(D)	2 141	-	-	-	-	-
321	Wood product mfg										
	Number of employees .....	2 285	75	150	(D)	795	582	-	(D)	-	-
	Payroll, annual (\$1,000) .....	60 195	2 787	3 756	(D)	19 198	17 585	-	(D)	-	-
322	Paper mfg										
	Number of employees .....	2 761	(D)	(D)	64	259	266	825	(D)	(D)	-
	Payroll, annual (\$1,000) .....	99 824	(D)	(D)	1 683	6 669	7 984	30 825	(D)	(D)	-

See footnotes at end of table.



**Table 3. The State—Employees and Annual Payroll by Employment-Size Class: 2001—Con.**

[Excludes most government employees, railroad employees, and self-employed persons. Size class 1 to 4 includes establishments with payroll, but no employees, during mid-March pay period. (D) denotes figures withheld to avoid disclosing data for individual companies; the data are included in broader industry totals. For explanation of terms, abbreviations, and data reliability/comparability, see introductory text]

NAICS code	Major group	Total	Employment-size class									
			1 to 4	5 to 9	10 to 19	20 to 49	50 to 99	100 to 249	250 to 499	500 to 999	1,000 or more	
<b>31-33</b>	<b>MANUFACTURING—Con.</b>											
323	Printing & related support activities											
	Number of employees .....	6 930	201	366	638	1 168	1 569	1 912	(D)	(D)	—	—
	Payroll, annual (\$1,000).....	213 921	5 620	7 680	15 671	28 422	55 983	65 511	(D)	(D)	—	—
324	Petroleum & coal products mfg											
	Number of employees .....	(G)	19	20	44	(D)	(D)	(D)	—	—	—	—
	Payroll, annual (\$1,000).....	(D)	4 339	851	652	(D)	(D)	(D)	—	—	—	—
325	Chemical mfg											
	Number of employees .....	4 983	63	157	(D)	(D)	(D)	1 385	956	(D)	—	—
	Payroll, annual (\$1,000).....	184 878	2 160	5 812	(D)	(D)	(D)	52 554	34 014	(D)	—	—
326	Plastics & rubber products mfg											
	Number of employees .....	4 374	79	134	(D)	1 023	711	1 308	(D)	—	—	—
	Payroll, annual (\$1,000).....	128 331	1 876	4 178	(D)	23 904	22 170	38 337	(D)	—	—	—
327	Nonmetallic mineral product mfg											
	Number of employees .....	3 767	116	159	418	1 006	854	1 214	—	—	—	—
	Payroll, annual (\$1,000).....	132 002	2 816	3 086	11 464	35 014	36 091	43 531	—	—	—	—
331	Primary metal mfg											
	Number of employees .....	5 720	41	(D)	66	(D)	620	696	2 232	—	(D)	—
	Payroll, annual (\$1,000).....	237 070	1 760	(D)	2 043	(D)	18 004	26 903	111 315	—	(D)	—
332	Fabricated metal product mfg											
	Number of employees .....	10 575	308	594	1 211	2 395	2 062	2 076	1 929	—	—	—
	Payroll, annual (\$1,000).....	340 732	9 432	14 860	34 353	68 090	69 321	80 488	64 188	—	—	—
333	Machinery mfg											
	Number of employees .....	6 136	104	194	(D)	(D)	959	1 382	1 784	(D)	—	—
	Payroll, annual (\$1,000).....	241 069	3 247	4 819	(D)	(D)	31 937	52 044	81 548	(D)	—	—
334	Computer & electronic product mfg											
	Number of employees .....	18 340	62	146	237	873	1 205	2 081	1 562	7 824	4 350	—
	Payroll, annual (\$1,000).....	773 321	3 211	4 574	7 139	34 680	43 790	87 768	49 128	312 723	230 308	—
335	Electrical equip, appliance & component mfg											
	Number of employees .....	1 493	(D)	(D)	(D)	235	271	554	(D)	—	—	—
	Payroll, annual (\$1,000).....	59 857	(D)	(D)	(D)	7 714	15 520	15 425	(D)	—	—	—
336	Transportation equipment mfg											
	Number of employees .....	12 903	51	91	198	(D)	(D)	(D)	3 047	(D)	(D)	—
	Payroll, annual (\$1,000).....	562 988	998	1 750	4 466	(D)	(D)	(D)	111 324	(D)	(D)	—
337	Furniture & related product mfg											
	Number of employees .....	6 674	201	326	638	1 022	1 398	1 387	(D)	—	(D)	—
	Payroll, annual (\$1,000).....	177 184	4 644	6 817	15 469	23 088	41 182	40 799	(D)	—	(D)	—
339	Miscellaneous mfg											
	Number of employees .....	15 016	343	397	587	928	1 402	1 325	2 062	3 137	4 835	—
	Payroll, annual (\$1,000).....	487 556	9 136	7 519	14 936	24 359	46 399	47 677	67 565	140 708	129 257	—
<b>42</b>	<b>WHOLESALE TRADE</b>											
	Number of employees .....	<b>44 014</b>	<b>2 871</b>	<b>4 467</b>	<b>6 536</b>	<b>10 633</b>	<b>6 404</b>	<b>5 455</b>	<b>(D)</b>	<b>2 443</b>	<b>(D)</b>	<b>—</b>
	Payroll, annual (\$1,000).....	<b>1 670 164</b>	<b>139 393</b>	<b>151 284</b>	<b>232 459</b>	<b>414 933</b>	<b>237 672</b>	<b>214 288</b>	<b>(D)</b>	<b>130 000</b>	<b>(D)</b>	<b>—</b>
421	Wholesale trade, durable goods											
	Number of employees .....	26 945	1 985	3 038	4 493	7 170	4 286	2 918	(D)	(D)	—	—
	Payroll, annual (\$1,000).....	1 080 719	99 810	107 570	162 933	300 264	164 984	139 345	(D)	(D)	—	—
422	Wholesale trade, nondurable goods											
	Number of employees .....	17 069	886	1 429	2 043	3 463	2 118	2 537	(D)	(D)	(D)	—
	Payroll, annual (\$1,000).....	589 445	39 583	43 714	69 526	114 669	72 688	74 943	(D)	(D)	(D)	—
<b>44-45</b>	<b>RETAIL TRADE</b>											
	Number of employees .....	<b>126 475</b>	<b>5 960</b>	<b>13 904</b>	<b>21 125</b>	<b>21 549</b>	<b>16 282</b>	<b>35 621</b>	<b>(D)</b>	<b>(D)</b>	<b>—</b>	<b>—</b>
	Payroll, annual (\$1,000).....	<b>2 474 229</b>	<b>148 470</b>	<b>233 123</b>	<b>351 889</b>	<b>427 505</b>	<b>359 209</b>	<b>717 774</b>	<b>(D)</b>	<b>(D)</b>	<b>—</b>	<b>—</b>
441	Motor vehicle & parts dealers											
	Number of employees .....	16 539	(D)	1 558	3 018	4 056	3 370	(D)	859	—	—	—
	Payroll, annual (\$1,000).....	531 105	(D)	39 144	75 961	129 516	121 841	(D)	27 795	—	—	—
442	Furniture & home furnishing stores											
	Number of employees .....	5 297	476	910	1 028	889	(D)	(D)	(D)	—	—	—
	Payroll, annual (\$1,000).....	128 625	11 865	17 817	21 128	19 451	(D)	(D)	(D)	—	—	—
443	Electronics & appliance stores											
	Number of employees .....	3 652	368	(D)	710	923	(D)	(D)	—	—	—	—
	Payroll, annual (\$1,000).....	97 387	8 975	(D)	15 178	25 898	(D)	(D)	—	—	—	—
444	Bldg material & garden equip & supp dealers											
	Number of employees .....	10 614	549	1 246	2 145	2 563	1 629	2 482	—	—	—	—
	Payroll, annual (\$1,000).....	296 885	18 047	33 126	56 394	76 229	48 951	64 138	—	—	—	—
445	Food & beverage stores											
	Number of employees .....	24 883	(D)	723	1 514	(D)	(D)	(D)	(D)	—	—	—
	Payroll, annual (\$1,000).....	362 914	(D)	8 812	16 232	(D)	(D)	(D)	(D)	—	—	—
446	Health & personal care stores											
	Number of employees .....	4 155	(D)	1 014	1 320	1 149	(D)	(D)	—	—	—	—
	Payroll, annual (\$1,000).....	100 115	(D)	17 097	23 521	28 766	(D)	(D)	—	—	—	—
447	Gasoline stations											
	Number of employees .....	9 586	413	1 873	4 725	1 976	(D)	(D)	—	—	—	—
	Payroll, annual (\$1,000).....	117 785	9 623	25 236	52 493	22 101	(D)	(D)	—	—	—	—
448	Clothing & clothing accessories stores											
	Number of employees .....	10 570	847	2 506	2 493	2 171	919	(D)	—	(D)	—	—
	Payroll, annual (\$1,000).....	131 525	14 766	32 676	28 111	26 643	10 387	(D)	—	(D)	—	—

See footnotes at end of table.

**Table 3. The State—Employees and Annual Payroll by Employment-Size Class: 2001—Con.**

[Excludes most government employees, railroad employees, and self-employed persons. Size class 1 to 4 includes establishments with payroll, but no employees, during mid-March pay period. (D) denotes figures withheld to avoid disclosing data for individual companies; the data are included in broader industry totals. For explanation of terms, abbreviations, and data reliability/comparability, see introductory text]

NAICS code	Major group	Total	Employment-size class								
			1 to 4	5 to 9	10 to 19	20 to 49	50 to 99	100 to 249	250 to 499	500 to 999	1,000 or more
<b>44-45</b>	<b>RETAIL TRADE—Con.</b>										
451	Sporting goods, hobby, book & music stores										
	Number of employees .....	7 648	474	1 223	1 809	2 884	691	(D)	(D)	—	—
	Payroll, annual (\$1,000).....	101 774	10 823	15 562	21 963	34 259	9 648	(D)	(D)	—	—
452	General merchandise stores										
	Number of employees .....	21 118	(D)	(D)	437	(D)	(D)	11 116	(D)	(D)	—
	Payroll, annual (\$1,000).....	355 962	(D)	(D)	4 247	(D)	(D)	199 444	(D)	(D)	—
453	Miscellaneous store retailers										
	Number of employees .....	6 073	900	1 557	1 192	1 994	—	430	—	—	—
	Payroll, annual (\$1,000).....	89 766	17 889	20 078	15 276	26 525	—	9 998	—	—	—
454	Nonstore retailers										
	Number of employees .....	6 340	349	437	734	685	512	1 545	2 078	—	—
	Payroll, annual (\$1,000).....	160 386	9 366	10 083	21 385	13 527	16 471	31 301	58 253	—	—
<b>48-49</b>	<b>TRANSPORTATION &amp; WAREHOUSING</b>										
	<b>Number of employees .....</b>	<b>38 239</b>	<b>1 230</b>	<b>1 540</b>	<b>2 298</b>	<b>3 402</b>	<b>4 102</b>	<b>5 090</b>	<b>2 302</b>	<b>2 275</b>	<b>16 000</b>
	<b>Payroll, annual (\$1,000).....</b>	<b>1 295 264</b>	<b>37 032</b>	<b>42 718</b>	<b>70 020</b>	<b>100 377</b>	<b>121 968</b>	<b>156 586</b>	<b>104 690</b>	<b>73 106</b>	<b>588 767</b>
481	Air transportation										
	Number of employees .....	9 204	(D)	28	80	101	(D)	534	(D)	(D)	(D)
	Payroll, annual (\$1,000).....	408 181	(D)	1 316	2 535	2 282	(D)	12 336	(D)	(D)	(D)
483	Water transportation										
	Number of employees .....	(B)	—	(D)	—	(D)	—	—	—	—	—
	Payroll, annual (\$1,000).....	(D)	—	(D)	—	(D)	—	—	—	—	—
484	Truck transportation										
	Number of employees .....	19 652	865	977	1 437	2 112	2 511	3 069	(D)	(D)	(D)
	Payroll, annual (\$1,000).....	603 335	23 963	26 296	44 483	63 589	82 524	110 947	(D)	(D)	(D)
485	Transit & ground passenger transportation										
	Number of employees .....	974	(D)	(D)	(D)	201	391	(D)	—	—	—
	Payroll, annual (\$1,000).....	17 169	(D)	(D)	(D)	2 683	7 066	(D)	—	—	—
486	Pipeline transportation										
	Number of employees .....	(F)	(D)	47	(D)	(D)	(D)	—	(D)	—	—
	Payroll, annual (\$1,000).....	(D)	(D)	2 927	(D)	(D)	(D)	—	(D)	—	—
487	Scenic & sightseeing transportation										
	Number of employees .....	(C)	(D)	(D)	(D)	(D)	—	—	—	—	—
	Payroll, annual (\$1,000).....	(D)	(D)	(D)	(D)	(D)	—	—	—	—	—
488	Transportation support activities										
	Number of employees .....	2 451	167	286	370	537	423	668	—	—	—
	Payroll, annual (\$1,000).....	70 980	5 390	8 491	11 223	18 510	9 211	18 155	—	—	—
492	Couriers & messengers										
	Number of employees .....	4 881	80	(D)	(D)	248	(D)	(D)	—	—	(D)
	Payroll, annual (\$1,000).....	137 417	2 312	(D)	(D)	8 110	(D)	(D)	—	—	(D)
493	Warehousing & storage										
	Number of employees .....	(E)	(D)	(D)	(D)	(D)	(D)	—	—	—	—
	Payroll, annual (\$1,000).....	(D)	(D)	(D)	(D)	(D)	(D)	—	—	—	—
<b>51</b>	<b>INFORMATION</b>										
	<b>Number of employees .....</b>	<b>29 348</b>	<b>976</b>	<b>1 188</b>	<b>2 359</b>	<b>3 851</b>	<b>3 279</b>	<b>6 548</b>	<b>4 201</b>	<b>2 249</b>	<b>4 697</b>
	<b>Payroll, annual (\$1,000).....</b>	<b>1 087 985</b>	<b>51 269</b>	<b>66 517</b>	<b>81 172</b>	<b>154 155</b>	<b>152 125</b>	<b>279 342</b>	<b>126 861</b>	<b>74 529</b>	<b>102 015</b>
511	Publishing industries										
	Number of employees .....	8 666	237	246	560	1 039	1 048	(D)	(D)	(D)	(D)
	Payroll, annual (\$1,000).....	372 173	9 472	10 992	19 328	37 262	66 016	(D)	(D)	(D)	(D)
512	Motion picture & sound recording industries										
	Number of employees .....	2 505	(D)	(D)	(D)	(D)	(D)	(D)	—	—	—
	Payroll, annual (\$1,000).....	41 900	(D)	(D)	(D)	(D)	(D)	(D)	—	—	—
513	Broadcasting & telecommunications										
	Number of employees .....	11 467	404	634	966	1 698	1 293	2 605	(D)	(D)	(D)
	Payroll, annual (\$1,000).....	505 280	27 773	47 272	43 826	88 522	58 493	115 264	(D)	(D)	(D)
514	Information & data processing services										
	Number of employees .....	6 710	(D)	(D)	(D)	(D)	(D)	(D)	(D)	(D)	(D)
	Payroll, annual (\$1,000).....	168 632	(D)	(D)	(D)	(D)	(D)	(D)	(D)	(D)	(D)
<b>52</b>	<b>FINANCE &amp; INSURANCE</b>										
	<b>Number of employees .....</b>	<b>44 759</b>	<b>4 015</b>	<b>5 750</b>	<b>6 254</b>	<b>6 185</b>	<b>6 042</b>	<b>6 574</b>	<b>2 135</b>	<b>4 531</b>	<b>3 273</b>
	<b>Payroll, annual (\$1,000).....</b>	<b>1 693 531</b>	<b>150 388</b>	<b>191 669</b>	<b>230 751</b>	<b>299 954</b>	<b>275 842</b>	<b>241 559</b>	<b>64 357</b>	<b>156 318</b>	<b>82 693</b>
521	Monetary authorities - central bank										
	Number of employees .....	(C)	—	—	—	—	—	(D)	—	—	—
	Payroll, annual (\$1,000).....	(D)	—	—	—	—	—	(D)	—	—	—
522	Credit intermediation & related activities										
	Number of employees .....	29 407	1 609	3 649	4 491	3 552	4 084	4 683	(D)	(D)	3 273
	Payroll, annual (\$1,000).....	1 020 676	64 890	116 142	147 459	154 104	173 926	159 190	(D)	(D)	82 693
523	Security, commodity contracts & like activity										
	Number of employees .....	3 651	693	516	(D)	870	(D)	(D)	—	—	—
	Payroll, annual (\$1,000).....	238 087	34 046	26 924	(D)	73 020	(D)	(D)	—	—	—

See footnotes at end of table.

**Table 3. The State—Employees and Annual Payroll by Employment-Size Class: 2001—Con.**

[Excludes most government employees, railroad employees, and self-employed persons. Size class 1 to 4 includes establishments with payroll, but no employees, during mid-March pay period. (D) denotes figures withheld to avoid disclosing data for individual companies; the data are included in broader industry totals. For explanation of terms, abbreviations, and data reliability/comparability, see introductory text]

NAICS code	Major group	Employment-size class									
		Total	1 to 4	5 to 9	10 to 19	20 to 49	50 to 99	100 to 249	250 to 499	500 to 999	1,000 or more
<b>52</b>	<b>FINANCE &amp; INSURANCE—Con.</b>										
524	Insurance carriers & related activities										
	Number of employees .....	11 385	1 685	1 585	(D)	1 763	(D)	1 435	(D)	(D)	—
	Payroll, annual (\$1,000).....	417 081	50 512	48 603	(D)	72 830	(D)	57 399	(D)	(D)	—
525	Funds, trusts, & other financial vehicles (part)										
	Number of employees .....	(C)	28	—	(D)	—	(D)	—	—	—	—
	Payroll, annual (\$1,000).....	(D)	940	—	(D)	—	(D)	—	—	—	—
<b>53</b>	<b>REAL ESTATE &amp; RENTAL &amp; LEASING</b>										
	Number of employees .....	14 640	2 807	2 350	2 815	2 113	2 016	1 455	1 084	—	—
	Payroll, annual (\$1,000).....	354 279	76 153	56 797	56 774	57 053	52 306	30 564	24 632	—	—
531	Real estate										
	Number of employees .....	9 667	2 392	(D)	(D)	1 301	1 657	806	(D)	—	—
	Payroll, annual (\$1,000).....	239 770	64 476	(D)	(D)	28 258	44 087	19 731	(D)	—	—
532	Rental & leasing services										
	Number of employees .....	4 820	(D)	(D)	(D)	717	359	649	(D)	—	—
	Payroll, annual (\$1,000).....	107 972	(D)	(D)	(D)	24 820	8 219	10 833	(D)	—	—
533	Lessors of other nonfinancial intangible asset										
	Number of employees .....	153	(D)	(D)	(D)	95	—	—	—	—	—
	Payroll, annual (\$1,000).....	6 537	(D)	(D)	(D)	3 975	—	—	—	—	—
<b>54</b>	<b>PROFESSIONAL, SCIENTIFIC &amp; TECHNICAL SERVICES</b>										
	Number of employees .....	58 516	5 324	5 323	6 657	9 660	7 328	10 212	3 306	(D)	(D)
	Payroll, annual (\$1,000).....	2 297 077	198 640	173 172	260 069	477 465	369 383	432 980	169 092	(D)	(D)
541	Professional, scientific & technical services										
	Number of employees .....	58 516	5 324	5 323	6 657	9 660	7 328	10 212	3 306	(D)	(D)
	Payroll, annual (\$1,000).....	2 297 077	198 640	173 172	260 069	477 465	369 383	432 980	169 092	(D)	(D)
<b>55</b>	<b>MANAGEMENT OF COMPANIES &amp; ENTERPRISES</b>										
	Number of employees .....	20 751	208	414	623	1 120	2 075	2 553	2 753	4 920	6 085
	Payroll, annual (\$1,000).....	977 917	15 768	20 551	35 949	61 658	122 999	126 942	116 898	238 791	238 361
551	Management of companies & enterprises										
	Number of employees .....	20 751	208	414	623	1 120	2 075	2 553	2 753	4 920	6 085
	Payroll, annual (\$1,000).....	977 917	15 768	20 551	35 949	61 658	122 999	126 942	116 898	238 791	238 361
<b>56</b>	<b>ADMIN, SUPPORT, WASTE MGT, REMEDIATION SERVICES</b>										
	Number of employees .....	78 145	2 297	2 997	3 903	7 304	6 868	13 317	7 112	11 035	23 312
	Payroll, annual (\$1,000).....	1 656 982	82 820	66 355	93 265	206 326	148 410	247 124	102 668	265 497	444 517
561	Administrative & support services										
	Number of employees .....	75 685	2 198	2 884	3 666	6 580	(D)	12 751	7 112	(D)	23 312
	Payroll, annual (\$1,000).....	1 544 750	79 150	63 025	87 850	169 816	(D)	224 434	102 668	(D)	444 517
562	Waste management & remediation services										
	Number of employees .....	2 460	99	113	237	724	(D)	566	—	(D)	—
	Payroll, annual (\$1,000).....	112 232	3 670	3 330	5 415	36 510	(D)	22 690	—	(D)	—
<b>61</b>	<b>EDUCATIONAL SERVICES</b>										
	Number of employees .....	25 195	458	645	1 243	1 895	(D)	(D)	(D)	(D)	(D)
	Payroll, annual (\$1,000).....	499 820	13 761	11 013	21 071	44 849	(D)	(D)	(D)	(D)	(D)
611	Educational services										
	Number of employees .....	25 195	458	645	1 243	1 895	(D)	(D)	(D)	(D)	(D)
	Payroll, annual (\$1,000).....	499 820	13 761	11 013	21 071	44 849	(D)	(D)	(D)	(D)	(D)
<b>62</b>	<b>HEALTH CARE AND SOCIAL ASSISTANCE</b>										
	Number of employees .....	92 153	4 062	7 779	9 157	10 686	9 037	13 663	9 533	6 183	22 053
	Payroll, annual (\$1,000).....	2 647 110	213 666	221 902	262 589	261 342	199 356	318 755	242 010	170 431	757 059
621	Ambulatory health care services										
	Number of employees .....	35 101	(D)	6 387	6 164	6 178	3 743	4 051	2 470	(D)	(D)
	Payroll, annual (\$1,000).....	1 188 994	(D)	201 648	220 850	187 994	104 380	124 692	68 893	(D)	(D)
622	Hospitals										
	Number of employees .....	33 929	(D)	—	(D)	(D)	(D)	3 138	4 917	(D)	(D)
	Payroll, annual (\$1,000).....	1 070 692	(D)	—	(D)	(D)	(D)	83 627	135 878	(D)	(D)
623	Nursing & residential care facilities										
	Number of employees .....	13 944	(D)	439	(D)	(D)	3 131	5 175	2 146	—	—
	Payroll, annual (\$1,000).....	236 877	(D)	6 618	(D)	(D)	54 473	85 870	37 239	—	—
624	Social assistance										
	Number of employees .....	9 179	(D)	953	(D)	(D)	(D)	1 299	—	(D)	—
	Payroll, annual (\$1,000).....	150 547	(D)	13 636	(D)	(D)	(D)	24 566	—	(D)	—

See footnotes at end of table.

**Table 3. The State—Employees and Annual Payroll by Employment-Size Class: 2001—Con.**

[Excludes most government employees, railroad employees, and self-employed persons. Size class 1 to 4 includes establishments with payroll, but no employees, during mid-March pay period. (D) denotes figures withheld to avoid disclosing data for individual companies; the data are included in broader industry totals. For explanation of terms, abbreviations, and data reliability/comparability, see introductory text]

NAICS code	Major group	Total	Employment-size class									
			1 to 4	5 to 9	10 to 19	20 to 49	50 to 99	100 to 249	250 to 499	500 to 999	1,000 or more	
<b>71</b>	<b>ARTS, ENTERTAINMENT &amp; RECREATION</b>											
	Number of employees .....	14 046	520	687	1 116	2 281	(D)	(D)	(D)	(D)	(D)	(D)
	Payroll, annual (\$1,000) .....	303 539	15 677	11 879	16 589	33 226	(D)	(D)	(D)	(D)	(D)	(D)
711	Performing arts, spectator sports & related industries											
	Number of employees .....	(H)	(D)	(D)	(D)	(D)	(D)	(D)	(D)	(D)	(D)	(D)
	Payroll, annual (\$1,000) .....	(D)	(D)	(D)	(D)	(D)	(D)	(D)	(D)	(D)	(D)	(D)
712	Museums, historical sites & like institutions											
	Number of employees .....	(E)	(D)	(D)	(D)	(D)	(D)	(D)	(D)	(D)	(D)	(D)
	Payroll, annual (\$1,000) .....	(D)	(D)	(D)	(D)	(D)	(D)	(D)	(D)	(D)	(D)	(D)
713	Amusement, gambling & recreation industries											
	Number of employees .....	(J)	312	(D)	849	1 807	(D)	(D)	(D)	(D)	(D)	(D)
	Payroll, annual (\$1,000) .....	(D)	9 097	(D)	9 918	24 525	(D)	(D)	(D)	(D)	(D)	(D)
<b>72</b>	<b>ACCOMMODATION &amp; FOOD SERVICES</b>											
	Number of employees .....	81 135	1 647	4 315	13 228	30 734	15 171	8 508	(D)	(D)	(D)	(D)
	Payroll, annual (\$1,000) .....	863 074	50 422	43 384	125 805	291 845	147 282	102 937	(D)	(D)	(D)	(D)
721	Accommodation											
	Number of employees .....	16 950	(D)	544	1 834	3 212	1 823	2 706	(D)	(D)	(D)	(D)
	Payroll, annual (\$1,000) .....	235 235	(D)	7 662	19 600	41 319	21 457	40 668	(D)	(D)	(D)	(D)
722	Food services & drinking places											
	Number of employees .....	64 185	(D)	3 771	11 394	27 522	13 348	5 802	(D)	(D)	(D)	(D)
	Payroll, annual (\$1,000) .....	627 839	(D)	35 722	106 205	250 526	125 825	62 269	(D)	(D)	(D)	(D)
<b>81</b>	<b>OTHER SERVICES (EXCEPT PUBLIC ADMINISTRATION)</b>											
	Number of employees .....	43 390	4 184	6 171	5 850	5 829	2 813	1 219	(D)	(D)	(D)	(D)
	Payroll, annual (\$1,000) .....	1 023 908	90 069	112 398	111 929	125 349	65 180	28 805	(D)	(D)	(D)	(D)
811	Repair & maintenance											
	Number of employees .....	10 791	2 068	2 939	2 625	2 340	(D)	(D)	(D)	(D)	(D)	(D)
	Payroll, annual (\$1,000) .....	263 700	49 408	66 148	64 887	66 512	(D)	(D)	(D)	(D)	(D)	(D)
812	Personal & laundry services											
	Number of employees .....	8 376	1 130	1 884	1 924	1 620	1 071	747	(D)	(D)	(D)	(D)
	Payroll, annual (\$1,000) .....	126 110	16 997	22 477	25 724	21 905	23 545	15 462	(D)	(D)	(D)	(D)
813	Religious, grantmaking, civic, prof & like organizations											
	Number of employees .....	24 223	986	1 348	1 301	1 869	(D)	(D)	(D)	(D)	(D)	(D)
	Payroll, annual (\$1,000) .....	634 098	23 664	23 773	21 318	36 932	(D)	(D)	(D)	(D)	(D)	(D)
<b>95</b>	<b>AUXILIARIES (EXC CORPORATE, SUBSIDIARY &amp; REGIONAL MGT)</b>											
	Number of employees .....	7 436	79	175	237	689	851	1 463	2 083	1 859	(D)	(D)
	Payroll, annual (\$1,000) .....	200 339	7 129	8 249	7 571	23 582	26 815	33 593	43 031	50 369	(D)	(D)
<b>99</b>	<b>UNCLASSIFIED ESTABLISHMENTS</b>											
	Number of employees .....	789	(D)	(D)	(D)	(D)	(D)	(D)	(D)	(D)	(D)	(D)
	Payroll, annual (\$1,000) .....	14 649	(D)	(D)	(D)	(D)	(D)	(D)	(D)	(D)	(D)	(D)

Note: Employment-size classes are indicated as follows: A—0 to 19; B—20 to 99; C—100 to 249; E—250 to 499; F—500 to 999; G—1,000 to 2,499; H—2,500 to 4,999; I—5,000 to 9,999; J—10,000 to 24,999; K—25,000 to 49,999; L—50,000 to 99,999; M—100,000 or more.

**Table 4. The State—Establishments With 1,000 Employees or More by Major Group and Employment-Size Class: 2001**

[Excludes most government employees, railroad employees, and self-employed persons. For explanation of terms, abbreviations, and data reliability/comparability, see introductory text]

NAICS code	Major group	Total number of establishments	Number of establishments by employment-size class			
			1,000 to 1,499	1,500 to 2,499	2,500 to 4,999	5,000 or more
	<b>Total</b> .....	<b>62</b>	<b>30</b>	<b>17</b>	<b>11</b>	<b>4</b>
<b>31-33</b>	<b>Manufacturing</b> .....	<b>14</b>	<b>9</b>	<b>4</b>	<b>1</b>	<b>—</b>
311	Food mfg .....	2	2	—	—	—
331	Primary metal mfg .....	1	—	1	—	—
334	Computer & electronic product mfg .....	3	1	2	—	—
336	Transportation equipment mfg .....	4	3	—	1	—
337	Furniture & related product mfg .....	1	1	—	—	—
339	Miscellaneous mfg .....	3	2	1	—	—
<b>42</b>	<b>Wholesale trade</b> .....	<b>1</b>	<b>1</b>	<b>—</b>	<b>—</b>	<b>—</b>
422	Wholesale trade, nondurable goods .....	1	1	—	—	—
<b>48-49</b>	<b>Transportation &amp; warehousing</b> .....	<b>5</b>	<b>1</b>	<b>—</b>	<b>3</b>	<b>1</b>
481	Air transportation .....	2	1	—	—	1
484	Truck transportation .....	2	—	—	2	—
492	Couriers & messengers .....	1	—	—	1	—
<b>51</b>	<b>Information</b> .....	<b>3</b>	<b>2</b>	<b>1</b>	<b>—</b>	<b>—</b>
511	Publishing industries .....	1	1	—	—	—
513	Broadcasting & telecommunications .....	1	1	—	—	—
514	Information & data processing services .....	1	—	1	—	—
<b>52</b>	<b>Finance &amp; insurance</b> .....	<b>3</b>	<b>3</b>	<b>—</b>	<b>—</b>	<b>—</b>
522	Credit intermediation & related activities .....	3	3	—	—	—
<b>54</b>	<b>Professional, scientific &amp; technical services</b> .....	<b>6</b>	<b>5</b>	<b>1</b>	<b>—</b>	<b>—</b>
541	Professional, scientific & technical services .....	6	5	1	—	—
<b>55</b>	<b>Management of companies &amp; enterprises</b> .....	<b>3</b>	<b>1</b>	<b>1</b>	<b>1</b>	<b>—</b>
551	Management of companies & enterprises .....	3	1	1	1	—
<b>56</b>	<b>Admin, support, waste mgt, remediation services</b> .....	<b>11</b>	<b>4</b>	<b>4</b>	<b>3</b>	<b>—</b>
561	Administrative & support services .....	11	4	4	3	—
<b>61</b>	<b>Educational services</b> .....	<b>1</b>	<b>—</b>	<b>—</b>	<b>—</b>	<b>1</b>
611	Educational services .....	1	—	—	—	1
<b>62</b>	<b>Health care and social assistance</b> .....	<b>10</b>	<b>2</b>	<b>5</b>	<b>3</b>	<b>—</b>
621	Ambulatory health care services .....	1	1	—	—	—
622	Hospitals .....	9	1	5	3	—
<b>71</b>	<b>Arts, entertainment &amp; recreation</b> .....	<b>1</b>	<b>1</b>	<b>—</b>	<b>—</b>	<b>—</b>
713	Amusement, gambling & recreation industries .....	1	1	—	—	—
<b>72</b>	<b>Accommodation &amp; food services</b> .....	<b>2</b>	<b>1</b>	<b>1</b>	<b>—</b>	<b>—</b>
721	Accommodation .....	2	1	1	—	—
<b>81</b>	<b>Other services (except public administration)</b> .....	<b>2</b>	<b>—</b>	<b>—</b>	<b>—</b>	<b>2</b>
813	Religious, grantmaking, civic, prof & like organizations .....	2	—	—	—	2

**Table 5. The State—Employees, Payroll, and Establishments by County: 2001 and 2000**

[Excludes most government employees, railroad employees, and self-employed persons. (D) denotes figures withheld to avoid disclosing data for individual companies; the data are included in broader industry totals. For explanation of terms, abbreviations, and data reliability/comparability, see introductory text]

County	2001				2000			
	Number of establishments	Number of employees for week including March 12	Payroll (\$1,000)		Number of establishments	Number of employees for week including March 12	Payroll (\$1,000)	
			First quarter	Annual			First quarter	Annual
<b>Total</b> .....	<b>56 851</b>	<b>914 829</b>	<b>6 323 634</b>	<b>26 064 189</b>	<b>55 379</b>	<b>917 089</b>	<b>6 084 628</b>	<b>25 439 601</b>
Beaver .....	148	1 174	4 517	19 429	137	1 283	4 870	18 910
Box Elder .....	790	14 979	130 325	533 861	803	16 439	151 644	580 598
Cache .....	2 511	32 581	167 949	723 777	2 357	31 203	156 049	680 458
Carbon .....	506	6 373	37 955	159 438	513	6 353	41 473	172 580
Daggett .....	22	112	411	2 778	21	135	319	2 671
Davis .....	4 728	63 343	374 904	1 598 871	4 606	61 991	349 896	1 497 554
Duchesne .....	391	3 146	17 158	76 323	378	2 964	15 124	64 366
Emery .....	180	2 852	25 053	106 034	184	2 739	25 997	187 696
Garfield .....	138	1 044	4 228	22 383	149	1 070	4 186	21 471
Grand .....	389	2 866	11 448	52 680	380	2 837	11 042	51 424
Iron .....	887	9 276	41 511	172 294	836	9 981	43 964	179 517
Juab .....	152	1 795	10 031	42 710	148	1 748	8 877	39 733
Kane .....	186	1 532	5 470	26 268	187	1 428	5 030	25 385
Millard .....	228	2 616	19 551	78 144	237	2 538	17 989	71 326
Morgan .....	152	1 153	7 404	30 376	149	1 061	6 968	29 137
Piute .....	24	87	446	1 987	23	93	401	1 746
Rich .....	61	367	1 498	7 298	56	322	1 272	6 426
Salt Lake .....	26 175	481 260	3 731 948	15 231 482	25 935	480 875	3 529 146	14 719 037
San Juan .....	245	1 668	7 342	33 510	238	1 761	7 796	33 165
Sanpete .....	389	3 932	15 750	68 630	369	3 780	14 756	64 901
Sevier .....	490	5 301	26 491	116 608	481	5 178	25 500	109 461
Summit .....	1 539	16 512	98 298	365 511	1 490	15 442	84 935	329 072
Tooele .....	496	6 963	49 595	210 409	466	6 481	43 043	187 025
Uintah .....	791	6 852	38 953	179 170	731	6 200	34 818	155 703
Utah .....	7 640	141 351	860 623	3 566 459	7 127	142 357	890 131	3 651 241
Wasatch .....	481	3 356	15 914	70 073	463	3 268	14 709	66 426
Washington .....	2 633	28 038	140 859	615 400	2 511	26 639	129 926	556 730
Wayne .....	67	489	1 696	8 119	74	461	1 694	8 233
Weber .....	4 350	66 682	423 071	1 731 312	4 278	70 318	413 797	1 705 333
<b>Statewide</b> .....	<b>62</b>	<b>7 129</b>	<b>53 235</b>	<b>212 854</b>	<b>52</b>	<b>10 144</b>	<b>49 276</b>	<b>222 276</b>

Note: Employment-size classes are indicated as follows: A—0 to 19; B—20 to 99; C—100 to 249; E—250 to 499; F—500 to 999; G—1,000 to 2,499; H—2,500 to 4,999; I—5,000 to 9,999; J—10,000 to 24,999; K—25,000 to 49,999; L—50,000 to 99,999; M—100,000 or more.

**Table 6. Counties—Employees, Payroll, and Establishments by Industry: 2001**

[Excludes most government employees, railroad employees, and self-employed persons. Size class 1 to 4 includes establishments with payroll, but no employees, during mid-March pay period. (D) denotes figures withheld to avoid disclosing data for individual companies; the data are included in broader industry totals. Detailed industries with 100 or more employees are shown if industry was not a (D). For explanation of terms, abbreviations, and data reliability/comparability, see introductory text]

NAICS code	Industry	Number of employees for week including March 12	Payroll (\$1,000)		Total number of establishments	Number of establishments by employment-size class								
			First quarter	Annual		1 to 4	5 to 9	10 to 19	20 to 49	50 to 99	100 to 249	250 to 499	500 to 999	1,000 or more
<b>BEAVER</b>														
	<b>Total</b> .....	<b>1 174</b>	<b>4 517</b>	<b>19 429</b>	<b>148</b>	<b>81</b>	<b>32</b>	<b>18</b>	<b>15</b>	<b>1</b>	<b>1</b>			
22	Utilities .....	(B)	(D)	(D)	4	1	2	1						
23	Construction .....	124	548	2 607	28	18	6	3	1					
31-33	Manufacturing .....	80	406	1 457	9	4		4	1					
42	Wholesale trade .....	24	84	466	5	2	3							
44-45	Retail trade .....	215	546	2 429	25	14	5	1	5					
447	Gasoline stations .....	108	255	1 135	11	5	2	1	3					
4471	Gasoline stations .....	108	255	1 135	11	5	2	1	3					
44711	Gasoline stations with convenience stores ...	(C)	(D)	(D)	9	3	2	1	3					
48-49	Transportation & warehousing .....	39	241	1 016	9	7		2						
52	Finance & insurance .....	40	173	756	7	2	4	1						
53	Real estate & rental & leasing .....	(A)	(D)	(D)	1	1								
54	Professional, scientific & technical services .....	15	28	106	5	4	1							
56	Admin, support, waste mgt, remediation services .....	4	13	37	3	3								
62	Health care and social assistance .....	241	1 217	5 080	12	7	3			1	1			
622	Hospitals .....	(C)	(D)	(D)	2					1	1			
6221	General medical & surgical hospitals .....	(C)	(D)	(D)	2					1	1			
62211	General medical & surgical hospitals .....	(C)	(D)	(D)	2					1	1			
71	Arts, entertainment & recreation .....	(A)	(D)	(D)	2	2								
72	Accommodation & food services .....	340	748	3 181	29	9	6	6	8					
721	Accommodation .....	122	310	1 254	11	3	4	1	3					
7211	Traveler accommodation .....	(C)	(D)	(D)	10	3	3	1	3					
72111	Hotels (exc casino hotels) & motels .....	(C)	(D)	(D)	10	3	3	1	3					
722	Food services & drinking places .....	218	438	1 927	18	6	2	5	5					
7221	Full-service restaurants .....	121	236	1 073	11	3	2	4	2					
72211	Full-service restaurants .....	121	236	1 073	11	3	2	4	2					
722110	Full-service restaurants .....	121	236	1 073	11	3	2	4	2					
81	Other services (except public administration) .....	19	56	257	7	5	2							
99	Unclassified establishments .....	(A)	(D)	(D)	2	2								
<b>BOX ELDER</b>														
	<b>Total</b> .....	<b>14 979</b>	<b>130 325</b>	<b>533 861</b>	<b>790</b>	<b>428</b>	<b>174</b>	<b>101</b>	<b>59</b>	<b>11</b>	<b>8</b>	<b>6</b>		<b>3</b>
11	Forestry, fishing, hunting, and agriculture support .....	(A)	(D)	(D)	3	2		1						
22	Utilities .....	(B)	(D)	(D)	7	5	1		1					
23	Construction .....	848	5 791	28 566	132	89	30	9	2	1		1		
233	Building, developing & general contracting .....	377	3 404	15 119	47	36	8	2				1		
2332	Residential building construction .....	(C)	(D)	(D)	39	30	7	2						
23321	Single-family housing construction .....	(C)	(D)	(D)	39	30	7	2						
2333	Nonresidential building construction .....	(E)	(D)	(D)	7	5	1					1		
23332	Commercial & institutional bldg construction ..	(E)	(D)	(D)	6	5						1		
234	Heavy construction .....	142	988	6 665	9	3	2	3		1				
2349	Other heavy construction .....	(C)	(D)	(D)	8	3	2	2		1				
23491	Water, sewer & pipeline construction .....	107	825	5 602	5	1	2	1		1				
234910	Water, sewer & pipeline construction .....	107	825	5 602	5	1	2	1		1				
235	Special trade contractors .....	329	1 399	6 782	76	50	20	4	2					
2359	Other special trade contractors .....	103	549	2 712	17	10	5	1	1					
31-33	<b>Manufacturing</b> .....	<b>8 242</b>	<b>96 138</b>	<b>391 111</b>	<b>58</b>	<b>16</b>	<b>11</b>	<b>11</b>	<b>11</b>	<b>1</b>	<b>1</b>	<b>4</b>		<b>3</b>
331	Primary metal mfg .....	(E)	(D)	(D)	1							1		
3311	Iron & steel mills & ferroalloy mfg .....	(E)	(D)	(D)	1							1		
33111	Iron & steel mills & ferroalloy mfg .....	(E)	(D)	(D)	1							1		
332	Fabricated metal product mfg .....	684	7 748	27 040	16	5	4	1	4		1	1		
3323	Architectural & structural metals mfg .....	586	7 139	24 730	7	2	1		2		1	1		
33231	Plate work & fabricated structural prod mfg ...	(F)	(D)	(D)	5	1	1		1		1	1		
336	Transportation equipment mfg .....	(I)	(D)	(D)	4							2		2
3363	Motor vehicle parts mfg .....	(G)	(D)	(D)	3							2		1
33632	MV electrical & electronic equipment mfg ....	(E)	(D)	(D)	1							1		
33639	Other motor vehicle parts mfg .....	(G)	(D)	(D)	2									1
3364	Aerospace product & parts mfg .....	(H)	(D)	(D)	1									1
33641	Aerospace product & parts mfg .....	(H)	(D)	(D)	1									1
337	Furniture & related product mfg .....	(G)	(D)	(D)	7	2	2	2						1
3371	HH & institutional furniture & kitchen cabinet mfg .....	(G)	(D)	(D)	7	2	2	2						1
33712	Household & institutional furniture mfg .....	(G)	(D)	(D)	2		1							1
42	<b>Wholesale trade</b> .....	<b>207</b>	<b>1 262</b>	<b>4 902</b>	<b>26</b>	<b>11</b>	<b>8</b>	<b>4</b>	<b>3</b>					
421	Wholesale trade, durable goods .....	157	1 052	3 969	13	4	3	3	3					

See footnotes at end of table.

**Table 6. Counties—Employees, Payroll, and Establishments by Industry: 2001—Con.**

[Excludes most government employees, railroad employees, and self-employed persons. Size class 1 to 4 includes establishments with payroll, but no employees, during mid-March pay period. (D) denotes figures withheld to avoid disclosing data for individual companies; the data are included in broader industry totals. Detailed industries with 100 or more employees are shown if industry was not a (D). For explanation of terms, abbreviations, and data reliability/comparability, see introductory text]

NAICS code	Industry	Number of employees for week including March 12	Payroll (\$1,000)		Total number of establishments	Number of establishments by employment-size class									
			First quarter	Annual		1 to 4	5 to 9	10 to 19	20 to 49	50 to 99	100 to 249	250 to 499	500 to 999	1,000 or more	
<b>BOX ELDER—Con.</b>															
<b>44-45</b>	<b>Retail trade</b> .....	<b>1 522</b>	<b>5 729</b>	<b>25 397</b>	<b>126</b>	<b>54</b>	<b>26</b>	<b>28</b>	<b>12</b>	<b>4</b>	<b>2</b>	—	—	—	
441	Motor vehicle & parts dealers .....	220	1 399	6 425	23	10	5	4	4	—	—	—	—	—	
4411	Automobile dealers .....	147	992	4 476	11	4	1	2	4	—	—	—	—	—	
44111	New car dealers .....	133	944	4 265	6	—	—	2	4	—	—	—	—	—	
441110	New car dealers .....	133	944	4 265	6	—	—	2	4	—	—	—	—	—	
444	Bldg material & garden equip & supp dealers .....	144	617	2 677	17	6	4	6	1	—	—	—	—	—	
445	Food & beverage stores .....	438	1 351	5 986	14	5	3	2	—	2	2	—	—	—	
4451	Grocery stores .....	(E)	(D)	(D)	7	1	—	2	—	2	2	—	—	—	
44511	Grocery (except convenience) stores .....	388	1 243	5 504	4	—	—	—	—	2	2	—	—	—	
445110	Grocery (except convenience) stores .....	388	1 243	5 504	4	—	—	—	—	2	2	—	—	—	
447	Gasoline stations .....	266	955	4 191	19	4	2	7	6	—	—	—	—	—	
4471	Gasoline stations .....	266	955	4 191	19	4	2	7	6	—	—	—	—	—	
44711	Gasoline stations with convenience stores .....	102	209	986	10	3	2	3	2	—	—	—	—	—	
447110	Gasoline stations with convenience stores .....	102	209	986	10	3	2	3	2	—	—	—	—	—	
44719	Other gasoline stations .....	164	746	3 205	9	1	—	4	4	—	—	—	—	—	
447190	Other gasoline stations .....	164	746	3 205	9	1	—	4	4	—	—	—	—	—	
452	General merchandise stores .....	204	608	2 622	5	1	—	1	1	2	—	—	—	—	
4521	Department stores .....	(C)	(D)	(D)	2	—	—	—	—	2	—	—	—	—	
45211	Department stores .....	(C)	(D)	(D)	2	—	—	—	—	2	—	—	—	—	
<b>48-49</b>	<b>Transportation &amp; warehousing</b> .....	<b>449</b>	<b>2 891</b>	<b>12 653</b>	<b>41</b>	<b>27</b>	<b>7</b>	<b>2</b>	<b>3</b>	<b>1</b>	<b>1</b>	—	—	—	
484	Truck transportation .....	433	2 789	12 216	34	21	6	2	3	1	1	—	—	—	
4841	General freight trucking .....	359	2 435	10 727	24	15	5	1	1	1	1	—	—	—	
48412	General freight trucking, long-distance .....	283	2 137	9 167	15	8	4	1	1	—	1	—	—	—	
<b>51</b>	<b>Information</b> .....	<b>82</b>	<b>721</b>	<b>2 303</b>	<b>11</b>	<b>4</b>	<b>4</b>	<b>2</b>	<b>1</b>	—	—	—	—	—	
<b>52</b>	<b>Finance &amp; insurance</b> .....	<b>421</b>	<b>5 692</b>	<b>12 054</b>	<b>57</b>	<b>29</b>	<b>19</b>	<b>7</b>	<b>1</b>	<b>1</b>	—	—	—	—	
522	Credit intermediation & related activities .....	286	4 934	8 961	28	8	13	6	—	1	—	—	—	—	
5221	Depository credit intermediation .....	260	4 756	8 139	20	3	10	6	—	1	—	—	—	—	
52211	Commercial banking .....	188	4 386	6 502	13	2	7	3	—	1	—	—	—	—	
522110	Commercial banking .....	188	4 386	6 502	13	2	7	3	—	1	—	—	—	—	
524	Insurance carriers & related activities .....	122	682	2 637	25	18	5	1	1	—	—	—	—	—	
<b>53</b>	<b>Real estate &amp; rental &amp; leasing</b> .....	<b>83</b>	<b>187</b>	<b>999</b>	<b>28</b>	<b>21</b>	<b>4</b>	<b>3</b>	—	—	—	—	—	—	
<b>54</b>	<b>Professional, scientific &amp; technical services</b> .....	<b>185</b>	<b>954</b>	<b>4 871</b>	<b>44</b>	<b>30</b>	<b>8</b>	<b>5</b>	<b>1</b>	—	—	—	—	—	
541	Professional, scientific & technical services .....	185	954	4 871	44	30	8	5	1	—	—	—	—	—	
<b>56</b>	<b>Admin, support, waste mgt, remediation services</b> .....	<b>120</b>	<b>239</b>	<b>1 104</b>	<b>30</b>	<b>21</b>	<b>6</b>	<b>2</b>	<b>1</b>	—	—	—	—	—	
561	Administrative & support services .....	(C)	(D)	(D)	28	19	6	2	1	—	—	—	—	—	
<b>61</b>	<b>Educational services</b> .....	<b>(A)</b>	<b>(D)</b>	<b>(D)</b>	<b>5</b>	<b>4</b>	<b>1</b>	—	—	—	—	—	—	—	
<b>62</b>	<b>Health care and social assistance</b> .....	<b>1 023</b>	<b>5 034</b>	<b>22 585</b>	<b>83</b>	<b>39</b>	<b>23</b>	<b>12</b>	<b>4</b>	<b>2</b>	<b>3</b>	—	—	—	
621	Ambulatory health care services .....	343	1 900	8 928	57	29	20	5	3	—	—	—	—	—	
6211	Offices of physicians .....	159	1 117	5 232	17	7	5	3	2	—	—	—	—	—	
62111	Offices of physicians .....	159	1 117	5 232	17	7	5	3	2	—	—	—	—	—	
621111	Offices of physicians (exc mental health) .....	159	1 117	5 232	17	7	5	3	2	—	—	—	—	—	
6212	Offices of dentists .....	110	439	2 140	24	12	10	2	—	—	—	—	—	—	
62121	Offices of dentists .....	110	439	2 140	24	12	10	2	—	—	—	—	—	—	
621210	Offices of dentists .....	110	439	2 140	24	12	10	2	—	—	—	—	—	—	
622	Hospitals .....	(E)	(D)	(D)	2	—	—	—	—	—	2	—	—	—	
6221	General medical & surgical hospitals .....	(E)	(D)	(D)	2	—	—	—	—	—	2	—	—	—	
62211	General medical & surgical hospitals .....	(E)	(D)	(D)	2	—	—	—	—	—	2	—	—	—	
623	Nursing & residential care facilities .....	274	1 004	4 448	9	2	1	3	—	2	1	—	—	—	
6231	Nursing care facilities .....	(C)	(D)	(D)	2	—	—	—	—	1	1	—	—	—	
62311	Nursing care facilities .....	(C)	(D)	(D)	2	—	—	—	—	1	1	—	—	—	
624	Social assistance .....	(C)	(D)	(D)	15	8	2	4	1	—	—	—	—	—	
<b>71</b>	<b>Arts, entertainment &amp; recreation</b> .....	<b>101</b>	<b>122</b>	<b>645</b>	<b>10</b>	<b>5</b>	<b>2</b>	<b>2</b>	<b>1</b>	—	—	—	—	—	
713	Amusement, gambling & recreation industries .....	(C)	(D)	(D)	9	4	2	2	1	—	—	—	—	—	
<b>72</b>	<b>Accommodation &amp; food services</b> .....	<b>1 002</b>	<b>2 221</b>	<b>9 824</b>	<b>58</b>	<b>18</b>	<b>10</b>	<b>11</b>	<b>17</b>	<b>1</b>	<b>1</b>	—	—	—	
722	Food services & drinking places .....	917	2 078	9 229	49	14	9	9	15	1	1	—	—	—	
7221	Full-service restaurants .....	454	1 092	4 989	16	5	1	3	6	—	1	—	—	—	
72211	Full-service restaurants .....	454	1 092	4 989	16	5	1	3	6	—	1	—	—	—	
722110	Full-service restaurants .....	454	1 092	4 989	16	5	1	3	6	—	1	—	—	—	
7222	Limited-service eating places .....	(E)	(D)	(D)	28	8	7	5	7	1	—	—	—	—	
72221	Limited-service eating places .....	(E)	(D)	(D)	28	8	7	5	7	1	—	—	—	—	
722211	Limited-service restaurants .....	380	718	3 155	24	5	7	4	7	1	—	—	—	—	
<b>81</b>	<b>Other services (except public administration)</b> .....	<b>232</b>	<b>666</b>	<b>2 761</b>	<b>61</b>	<b>45</b>	<b>13</b>	<b>2</b>	<b>1</b>	—	—	—	—	—	
811	Repair & maintenance .....	100	375	1 513	28	21	6	1	—	—	—	—	—	—	
<b>95</b>	<b>Auxiliaries (exc corporate, subsidiary &amp; regional mgt)</b> .....	<b>(E)</b>	<b>(D)</b>	<b>(D)</b>	<b>3</b>	<b>1</b>	<b>1</b>	—	—	—	—	<b>1</b>	—	—	
<b>99</b>	<b>Unclassified establishments</b> .....	<b>(A)</b>	<b>(D)</b>	<b>(D)</b>	<b>7</b>	<b>7</b>	—	—	—	—	—	—	—	—	

See footnotes at end of table.



**Table 6. Counties—Employees, Payroll, and Establishments by Industry: 2001—Con.**

[Excludes most government employees, railroad employees, and self-employed persons. Size class 1 to 4 includes establishments with payroll, but no employees, during mid-March pay period. (D) denotes figures withheld to avoid disclosing data for individual companies; the data are included in broader industry totals. Detailed industries with 100 or more employees are shown if industry was not a (D). For explanation of terms, abbreviations, and data reliability/comparability, see introductory text]

NAICS code	Industry	Number of employees for week including March 12	Payroll (\$1,000)		Total number of establishments	Number of establishments by employment-size class								
			First quarter	Annual		1 to 4	5 to 9	10 to 19	20 to 49	50 to 99	100 to 249	250 to 499	500 to 999	1,000 or more
<b>CACHE</b>														
	<b>Total</b> .....	<b>32 581</b>	<b>167 949</b>	<b>723 777</b>	<b>2 511</b>	<b>1 509</b>	<b>424</b>	<b>307</b>	<b>179</b>	<b>46</b>	<b>27</b>	<b>13</b>	<b>3</b>	<b>3</b>
11	Forestry, fishing, hunting, and agriculture support .....	(A)	(D)	(D)	2	1	1	—	—	—	—	—	—	—
21	Mining .....	(A)	(D)	(D)	1	1	—	—	—	—	—	—	—	—
22	Utilities .....	(B)	(D)	(D)	4	3	—	—	1	—	—	—	—	—
23	Construction .....	2 520	15 054	78 380	452	346	59	30	12	3	1	—	1	—
233	Building, developing & general contracting .....	632	2 793	15 145	197	167	15	11	4	—	—	—	—	—
2332	Residential building construction .....	356	1 342	6 938	151	132	13	6	—	—	—	—	—	—
23321	Single-family housing construction .....	325	1 228	6 346	139	121	12	6	—	—	—	—	—	—
233210	Single-family housing construction .....	325	1 228	6 346	139	121	12	6	—	—	—	—	—	—
2333	Nonresidential building construction .....	231	1 292	7 248	23	13	2	5	3	—	—	—	—	—
23332	Commercial & institutional bldg construction .....	184	1 036	5 797	19	11	2	4	2	—	—	—	—	—
233320	Commercial & institutional bldg construction .....	184	1 036	5 797	19	11	2	4	2	—	—	—	—	—
234	Heavy construction .....	242	1 423	10 200	10	6	—	1	2	—	1	—	—	—
2341	Highway, street, bridge & tunnel construction .....	(C)	(D)	(D)	5	2	—	1	1	—	1	—	—	—
23411	Highway & street construction .....	(C)	(D)	(D)	5	2	—	1	1	—	1	—	—	—
235	Special trade contractors .....	1 646	10 838	53 035	245	173	44	18	6	3	—	—	1	—
2351	Plumbing, heating & AC contractor .....	252	1 466	7 493	42	27	9	4	1	1	—	—	—	—
23511	Plumbing, heating & AC contractor .....	252	1 466	7 493	42	27	9	4	1	1	—	—	—	—
235110	Plumbing, heating & AC contractor .....	252	1 466	7 493	42	27	9	4	1	1	—	—	—	—
2353	Electrical contractors .....	650	6 306	29 337	30	18	8	2	1	—	—	—	1	—
23531	Electrical contractors .....	650	6 306	29 337	30	18	8	2	1	—	—	—	1	—
235310	Electrical contractors .....	650	6 306	29 337	30	18	8	2	1	—	—	—	1	—
2354	Masonry, drywall, insulation, tile contractors .....	303	1 469	6 838	44	30	8	3	1	2	—	—	—	—
23542	Drywall, acoustical & insulation contractors .....	244	1 252	5 771	27	18	3	3	1	2	—	—	—	—
235420	Drywall, acoustical & insulation contractors .....	244	1 252	5 771	27	18	3	3	1	2	—	—	—	—
2359	Other special trade contractors .....	145	518	2 941	47	40	3	3	1	—	—	—	—	—
31-33	<b>Manufacturing</b> .....	<b>9 907</b>	<b>66 904</b>	<b>271 528</b>	<b>178</b>	<b>69</b>	<b>23</b>	<b>30</b>	<b>29</b>	<b>10</b>	<b>6</b>	<b>8</b>	<b>1</b>	<b>2</b>
311	Food mfg .....	2 821	18 728	79 058	23	4	3	3	6	1	2	3	—	1
3115	Dairy product mfg .....	868	5 996	24 707	6	1	—	1	—	1	1	2	—	—
31151	Dairy product (exc frozen) mfg .....	(F)	(D)	(D)	4	1	—	—	—	1	2	—	—	—
3116	Animal slaughtering & processing .....	1 339	9 061	38 719	4	—	—	—	2	—	1	—	—	1
31161	Animal slaughtering & processing .....	1 339	9 061	38 719	4	—	—	—	2	—	1	—	—	1
3118	Bakeries & tortilla mfg .....	(F)	(D)	(D)	6	2	—	1	2	—	—	1	—	—
31182	Cookie, cracker & pasta mfg .....	(E)	(D)	(D)	1	—	—	—	—	—	—	1	—	—
321	Wood product mfg .....	352	2 108	9 079	12	6	2	1	2	—	—	1	—	—
3219	Other wood product mfg .....	(E)	(D)	(D)	9	5	2	—	1	—	—	1	—	—
32191	Millwork .....	(E)	(D)	(D)	2	1	—	—	—	—	—	1	—	—
323	Printing & related support activities .....	612	4 889	18 561	8	2	2	2	—	1	—	—	1	—
3231	Printing & related support activities .....	612	4 889	18 561	8	2	2	2	—	1	—	—	1	—
32311	Printing .....	612	4 889	18 561	8	2	2	2	—	1	—	—	1	—
325	Chemical mfg .....	448	4 735	17 438	7	1	1	2	1	1	—	1	—	—
3254	Pharmaceutical & medicine mfg .....	(E)	(D)	(D)	2	—	—	—	1	—	—	1	—	—
32541	Pharmaceutical & medicine mfg .....	(E)	(D)	(D)	2	—	—	—	1	—	—	1	—	—
326	Plastics & rubber products mfg .....	754	5 149	23 681	20	7	1	3	6	1	1	1	—	—
3261	Plastics product mfg .....	(F)	(D)	(D)	19	7	1	2	6	1	1	1	—	—
32611	Unsupported plastics film, sheet, & bag mfg .....	(E)	(D)	(D)	1	—	—	—	—	—	—	1	—	—
32612	Plastics pipe, pipe fitting, & unsupported profile shape mfg .....	(C)	(D)	(D)	5	1	—	1	3	—	—	—	—	—
32619	Other plastics product mfg .....	(E)	(D)	(D)	12	6	1	—	3	1	1	—	—	—
326199	All other plastics product mfg .....	251	1 663	6 114	11	5	1	—	3	1	1	—	—	—
332	Fabricated metal product mfg .....	245	1 256	5 488	24	12	3	3	6	—	—	—	—	—
3323	Architectural & structural metals mfg .....	101	599	2 724	4	1	—	—	3	—	—	—	—	—
333	Machinery mfg .....	123	793	3 817	8	3	1	3	—	1	—	—	—	—
3333	Commercial & service industry machinery mfg .....	(C)	(D)	(D)	5	1	1	2	—	1	—	—	—	—
33331	Commercial & service industry machinery mfg .....	(C)	(D)	(D)	5	1	1	2	—	1	—	—	—	—
334	Computer & electronic product mfg .....	1 128	9 451	37 463	7	2	—	—	1	1	1	2	—	—
3344	Semiconductor & oth electronic component mfg .....	(F)	(D)	(D)	3	1	—	—	—	—	—	2	—	—
33441	Semiconductor & oth electronic component mfg .....	(F)	(D)	(D)	3	1	—	—	—	—	—	2	—	—
3345	Nav, measuring, medical, control instruments mfg .....	(E)	(D)	(D)	2	—	—	—	—	1	1	—	—	—
33451	Nav, measuring, medical, control instruments mfg .....	(E)	(D)	(D)	2	—	—	—	—	1	1	—	—	—
335	Electrical equip, appliance & component mfg .....	198	1 335	5 282	4	—	—	1	2	—	1	—	—	—
3352	Household appliance mfg .....	(C)	(D)	(D)	1	—	—	—	—	—	1	—	—	—
33522	Major appliance mfg .....	(C)	(D)	(D)	1	—	—	—	—	—	1	—	—	—
336	Transportation equipment mfg .....	137	601	2 414	4	—	1	1	1	1	—	—	—	—
3362	Motor vehicle body & trailer mfg .....	(C)	(D)	(D)	3	—	—	1	1	1	—	—	—	—
33621	Motor vehicle body & trailer mfg .....	(C)	(D)	(D)	3	—	—	1	1	1	—	—	—	—
337	Furniture & related product mfg .....	115	462	1 911	15	7	2	5	1	—	—	—	—	—
3371	HH & institutional furniture & kitchen cabinet mfg .....	115	462	1 911	15	7	2	5	1	—	—	—	—	—
33711	Wood kitchen cabinet & countertop mfg .....	(C)	(D)	(D)	13	6	1	5	1	—	—	—	—	—

See footnotes at end of table.

**Table 6. Counties—Employees, Payroll, and Establishments by Industry: 2001—Con.**

[Excludes most government employees, railroad employees, and self-employed persons. Size class 1 to 4 includes establishments with payroll, but no employees, during mid-March pay period. (D) denotes figures withheld to avoid disclosing data for individual companies; the data are included in broader industry totals. Detailed industries with 100 or more employees are shown if industry was not a (D). For explanation of terms, abbreviations, and data reliability/comparability, see introductory text]

NAICS code	Industry	Number of employees for week including March 12	Payroll (\$1,000)		Total number of establishments	Number of establishments by employment-size class								
			First quarter	Annual		1 to 4	5 to 9	10 to 19	20 to 49	50 to 99	100 to 249	250 to 499	500 to 999	1,000 or more
<b>CACHE—Con.</b>														
<b>31-33 Manufacturing—Con.</b>														
339	Miscellaneous mfg .....	(H)	(D)	(D)	24	13	4	3	—	2	1	—	—	1
3399	Other miscellaneous mfg .....	(H)	(D)	(D)	19	11	2	2	—	2	1	—	—	1
33992	Sporting & athletic goods mfg .....	(H)	(D)	(D)	6	2	1	—	—	1	1	—	—	1
33995	Sign mfg .....	108	956	3 313	6	3	—	2	—	1	—	—	—	—
339950	Sign mfg .....	108	956	3 313	6	3	—	2	—	1	—	—	—	—
<b>42</b>	<b>Wholesale trade .....</b>	<b>762</b>	<b>4 622</b>	<b>18 671</b>	<b>98</b>	<b>52</b>	<b>21</b>	<b>18</b>	<b>6</b>	<b>1</b>	—	—	—	—
421	Wholesale trade, durable goods .....	434	2 783	10 733	58	34	10	10	3	1	—	—	—	—
4218	Machinery, equipment & supplies whsle .....	165	1 053	4 291	14	4	3	4	3	—	—	—	—	—
4219	Miscellaneous durable goods whsle .....	132	758	3 331	15	11	2	1	—	1	—	—	—	—
42192	Toy & hobby goods & supplies whsle .....	(C)	(D)	(D)	2	—	1	—	—	1	—	—	—	—
422	Wholesale trade, nondurable goods .....	328	1 839	7 938	40	18	11	8	3	—	—	—	—	—
<b>44-45</b>	<b>Retail trade .....</b>	<b>4 874</b>	<b>18 299</b>	<b>78 599</b>	<b>379</b>	<b>156</b>	<b>91</b>	<b>82</b>	<b>35</b>	<b>7</b>	<b>7</b>	<b>1</b>	—	—
441	Motor vehicle & parts dealers .....	455	2 845	12 477	47	16	12	13	6	—	—	—	—	—
4411	Automobile dealers .....	245	1 749	7 806	20	9	2	4	5	—	—	—	—	—
44111	New car dealers .....	138	1 188	5 221	7	2	—	1	4	—	—	—	—	—
441110	New car dealers .....	138	1 188	5 221	7	2	—	1	4	—	—	—	—	—
44112	Used car dealers .....	107	561	2 585	13	7	2	3	1	—	—	—	—	—
441120	Used car dealers .....	107	561	2 585	13	7	2	3	1	—	—	—	—	—
4413	Automotive parts, accessories & tire stores .....	160	849	3 527	20	4	7	9	—	—	—	—	—	—
44131	Automotive parts, accessories & tire stores .....	101	448	1 844	12	2	4	6	—	—	—	—	—	—
441310	Automotive parts, accessories & tire stores .....	101	448	1 844	12	2	4	6	—	—	—	—	—	—
442	Furniture & home furnishing stores .....	166	583	2 487	29	13	11	4	1	—	—	—	—	—
443	Electronics & appliance stores .....	247	955	4 246	22	6	8	5	2	1	—	—	—	—
4431	Electronics & appliance stores .....	247	955	4 246	22	6	8	5	2	1	—	—	—	—
44311	Appliance, TV & all other electronics stores ..	192	790	3 482	14	5	3	3	2	1	—	—	—	—
443112	Radio, television & other electronics stores ..	149	646	2 847	8	3	1	1	2	1	—	—	—	—
444	Bldg material & garden equip & supp dealers .....	494	2 951	13 432	40	12	9	13	5	—	1	—	—	—
4441	Building material & supplies dealers .....	379	2 426	11 051	32	11	7	10	3	—	1	—	—	—
44419	Other building material dealers .....	293	2 154	8 465	22	7	5	7	2	—	1	—	—	—
444190	Other building material dealers .....	293	2 154	8 465	22	7	5	7	2	—	1	—	—	—
4442	Lawn & garden equip & supplies stores .....	115	525	2 381	8	1	2	3	2	—	—	—	—	—
44422	Nursery & garden centers .....	115	525	2 381	8	1	2	3	2	—	—	—	—	—
444220	Nursery & garden centers .....	115	525	2 381	8	1	2	3	2	—	—	—	—	—
445	Food & beverage stores .....	1 031	3 390	13 566	26	10	1	6	3	2	4	—	—	—
4451	Grocery stores .....	974	3 174	12 689	20	8	1	2	3	2	4	—	—	—
44511	Grocery (except convenience) stores .....	921	3 077	12 311	16	6	1	1	2	2	4	—	—	—
445110	Grocery (except convenience) stores .....	921	3 077	12 311	16	6	1	1	2	2	4	—	—	—
446	Health & personal care stores .....	144	556	2 560	30	17	9	3	1	—	—	—	—	—
4461	Health & personal care stores .....	144	556	2 560	30	17	9	3	1	—	—	—	—	—
447	Gasoline stations .....	373	823	3 316	34	8	6	16	4	—	—	—	—	—
4471	Gasoline stations .....	373	823	3 316	34	8	6	16	4	—	—	—	—	—
44711	Gasoline stations with convenience stores ..	334	713	2 852	27	4	5	14	4	—	—	—	—	—
447110	Gasoline stations with convenience stores ..	334	713	2 852	27	4	5	14	4	—	—	—	—	—
448	Clothing & clothing accessories stores .....	332	794	2 946	43	20	13	8	1	1	—	—	—	—
4481	Clothing stores .....	261	596	2 132	25	9	7	7	1	1	—	—	—	—
44814	Family clothing stores .....	151	392	1 287	10	2	3	3	1	1	—	—	—	—
448140	Family clothing stores .....	151	392	1 287	10	2	3	3	1	1	—	—	—	—
451	Sporting goods, hobby, book & music stores .....	377	910	3 809	35	15	9	4	6	1	—	—	—	—
4511	Sporting goods, hobby, musical instrument stores .....	262	664	2 747	28	13	7	4	3	1	—	—	—	—
45111	Sporting goods stores .....	109	317	1 330	11	6	2	1	1	1	—	—	—	—
451110	Sporting goods stores .....	109	317	1 330	11	6	2	1	1	1	—	—	—	—
45112	Hobby, toy & game stores .....	105	229	911	10	4	3	1	2	—	—	—	—	—
451120	Hobby, toy & game stores .....	105	229	911	10	4	3	1	2	—	—	—	—	—
4512	Book, periodical & music stores .....	115	246	1 062	7	2	2	—	3	—	—	—	—	—
452	General merchandise stores .....	855	3 329	14 784	9	—	1	2	1	2	2	1	—	—
4521	Department stores .....	595	2 401	11 013	4	—	—	—	—	2	1	1	—	—
45211	Department stores .....	595	2 401	11 013	4	—	—	—	—	2	1	1	—	—
452110	Department stores .....	595	2 401	11 013	4	—	—	—	—	2	1	1	—	—
4529	Other general merchandise stores .....	260	928	3 771	5	—	1	2	1	—	—	—	—	—
45291	Warehouse clubs & superstores .....	(C)	(D)	(D)	1	—	—	—	—	—	1	—	—	—
453	Miscellaneous store retailers .....	235	567	2 777	47	29	11	5	2	—	—	—	—	—
4532	Office supplies, stationery & gift stores .....	137	297	1 419	14	6	2	4	2	—	—	—	—	—
454	Nonstore retailers .....	165	596	2 199	17	10	1	3	3	—	—	—	—	—
4541	Electronic shopping & mail-order houses .....	161	582	2 148	11	4	1	3	3	—	—	—	—	—
45411	Electronic shopping & mail-order houses .....	161	582	2 148	11	4	1	3	3	—	—	—	—	—
454110	Electronic shopping & mail-order houses .....	161	582	2 148	11	4	1	3	3	—	—	—	—	—
<b>48-49</b>	<b>Transportation &amp; warehousing .....</b>	<b>766</b>	<b>5 026</b>	<b>22 995</b>	<b>83</b>	<b>63</b>	<b>8</b>	<b>3</b>	<b>4</b>	<b>3</b>	<b>2</b>	—	—	—
484	Truck transportation .....	636	4 629	21 227	66	52	6	1	3	2	2	—	—	—
4841	General freight trucking .....	339	2 515	11 217	39	33	1	1	1	2	1	—	—	—
48412	General freight trucking, long-distance .....	328	2 487	11 105	31	25	1	1	1	2	1	—	—	—
4842	Specialized freight trucking .....	297	2 114	10 010	27	19	5	—	2	—	1	—	—	—
48422	Specialized freight (exc used) trucking, local ..	(C)	(D)	(D)	16	12	2	—	2	—	—	—	—	—
48423	Specialized freight (exc used) trucking, LDist ..	193	1 503	6 951	10	6	3	—	—	—	1	—	—	—
484230	Specialized freight (exc used) trucking, LDist ..	193	1 503	6 951	10	6	3	—	—	—	1	—	—	—

See footnotes at end of table.

**Table 6. Counties—Employees, Payroll, and Establishments by Industry: 2001—Con.**

[Excludes most government employees, railroad employees, and self-employed persons. Size class 1 to 4 includes establishments with payroll, but no employees, during mid-March pay period. (D) denotes figures withheld to avoid disclosing data for individual companies; the data are included in broader industry totals. Detailed industries with 100 or more employees are shown if industry was not a (D). For explanation of terms, abbreviations, and data reliability/comparability, see introductory text]

NAICS code	Industry	Number of employees for week including March 12	Payroll (\$1,000)		Total number of establishments	Number of establishments by employment-size class								
			First quarter	Annual		1 to 4	5 to 9	10 to 19	20 to 49	50 to 99	100 to 249	250 to 499	500 to 999	1,000 or more
<b>CACHE—Con.</b>														
<b>51</b>	<b>Information</b>	<b>1 121</b>	<b>5 919</b>	<b>23 143</b>	<b>50</b>	<b>26</b>	<b>6</b>	<b>8</b>	<b>5</b>	<b>2</b>	<b>2</b>	<b>1</b>		
511	Publishing industries	641	3 924	14 994	16	7	2	2	2	1	1	1		
5111	Newspaper, periodical, book, database publishers	(E)	(D)	(D)	8	2	1	1	2	1		1		
51119	Other publishers	(E)	(D)	(D)	2	1						1		
5112	Software publishers	(C)	(D)	(D)	8	5	1	1			1			
51121	Software publishers	(C)	(D)	(D)	8	5	1	1			1			
512	Motion picture & sound recording industries	146	590	2 399	11	3	2	5		1				
5121	Motion picture & video industries	(C)	(D)	(D)	10	2	2	5		1				
513	Broadcasting & telecommunications	124	1 004	4 022	15	10	1	1	3					
514	Information & data processing services	210	401	1 728	8	6	1			1				
5142	Data processing services	205	384	1 654	4	2	1			1				
51421	Data processing services	205	384	1 654	4	2	1			1				
514210	Data processing services	205	384	1 654	4	2	1			1				
<b>52</b>	<b>Finance &amp; insurance</b>	<b>749</b>	<b>4 611</b>	<b>19 574</b>	<b>137</b>	<b>89</b>	<b>28</b>	<b>14</b>	<b>5</b>	<b>1</b>				
522	Credit intermediation & related activities	525	2 984	13 556	68	35	19	9	4	1				
5221	Depository credit intermediation	359	2 209	9 317	36	11	13	8	4					
52211	Commercial banking	258	1 647	6 804	25	7	9	6	3					
522110	Commercial banking	258	1 647	6 804	25	7	9	6	3					
5222	Nondepository credit intermediation	159	752	4 104	25	17	6	1		1				
52229	Other nondepository credit intermediation	(C)	(D)	(D)	22	14	6	1		1				
522291	Consumer lending	114	450	2 143	9	4			1					
524	Insurance carriers & related activities	(C)	(D)	(D)	46	35	5	5	1					
5242	Agencies & other insurance related activities	(C)	(D)	(D)	41	32	5	3	1					
52421	Insurance agencies & brokerages	131	465	2 148	34	26	5	2	1					
524210	Insurance agencies & brokerages	131	465	2 148	34	26	5	2	1					
<b>53</b>	<b>Real estate &amp; rental &amp; leasing</b>	<b>328</b>	<b>1 219</b>	<b>5 200</b>	<b>109</b>	<b>89</b>	<b>13</b>	<b>5</b>	<b>2</b>					
531	Real estate	(E)	(D)	(D)	92	79	8	3	2					
5311	Lessors of real estate	(C)	(D)	(D)	33	27	3	2	1					
<b>54</b>	<b>Professional, scientific &amp; technical services</b>	<b>1 488</b>	<b>7 668</b>	<b>38 903</b>	<b>263</b>	<b>192</b>	<b>35</b>	<b>17</b>	<b>16</b>	<b>2</b>	<b>1</b>			
541	Professional, scientific & technical services	1 488	7 668	38 903	263	192	35	17	16	2	1			
5411	Legal services	147	812	4 405	24	15	4	3	2					
54111	Offices of lawyers	(C)	(D)	(D)	21	14	4	1	2					
5412	Accounting, tax prep, bookkeep, payroll services	299	1 205	5 040	29	19	3	2	3	2				
54121	Accounting, tax prep, bookkeep, payroll services	299	1 205	5 040	29	19	3	2	3	2				
5413	Architectural, engineering & related services	248	2 038	9 988	40	27	5	3	5					
54133	Engineering services	145	1 141	5 358	25	17	2	3	3					
541330	Engineering services	145	1 141	5 358	25	17	2	3	3					
5415	Computer systems design & related services	128	820	4 982	28	21	4	1	2					
54151	Computer systems design & related services	128	820	4 982	28	21	4	1	2					
5416	Management, sci & tech consulting services	155	1 074	6 134	64	57	4	1	2					
5419	Oth professional, scientific, technical services	403	1 025	5 058	48	31	9	6	1		1			
54191	Marketing research & public opinion polling	(C)	(D)	(D)	3	2					1			
54194	Veterinary services	166	557	3 000	28	15	9	3	1					
541940	Veterinary services	166	557	3 000	28	15	9	3	1					
<b>55</b>	<b>Management of companies &amp; enterprises</b>	<b>152</b>	<b>1 112</b>	<b>5 022</b>	<b>7</b>	<b>3</b>		<b>3</b>			<b>1</b>			
551	Management of companies & enterprises	152	1 112	5 022	7	3		3			1			
5511	Management of companies & enterprises	152	1 112	5 022	7	3		3			1			
55111	Management of companies & enterprises	152	1 112	5 022	7	3		3			1			
<b>56</b>	<b>Admin, support, waste mgt, remediation services</b>	<b>2 101</b>	<b>7 665</b>	<b>32 805</b>	<b>126</b>	<b>87</b>	<b>21</b>	<b>6</b>	<b>8</b>	<b>1</b>	<b>2</b>			<b>1</b>
561	Administrative & support services	(G)	(D)	(D)	122	86	19	6	7	1	2			1
5613	Employment services	454	2 210	8 552	6		1		2	1	2			
56132	Temporary help services	(E)	(D)	(D)	5				2	1	2			
5614	Business support services	(G)	(D)	(D)	15	10	2	2						1
56142	Telephone call centers	(G)	(D)	(D)	3	1	1							1
5617	Services to buildings & dwellings	236	408	2 848	78	64	8	3	3					
56172	Janitorial services	147	205	995	28	19	5	1	3					
561720	Janitorial services	147	205	995	28	19	5	1	3					
<b>61</b>	<b>Educational services</b>	<b>70</b>	<b>158</b>	<b>708</b>	<b>16</b>	<b>8</b>	<b>5</b>	<b>3</b>						
<b>62</b>	<b>Health care and social assistance</b>	<b>3 478</b>	<b>17 827</b>	<b>77 197</b>	<b>249</b>	<b>131</b>	<b>64</b>	<b>26</b>	<b>18</b>	<b>6</b>	<b>2</b>	<b>1</b>	<b>1</b>	
621	Ambulatory health care services	1 458	7 331	34 536	203	108	59	19	13	4				
6211	Offices of physicians	788	4 447	21 138	92	54	13	13	9	3				
62111	Offices of physicians	788	4 447	21 138	92	54	13	13	9	3				
6212	Offices of dentists	349	1 398	6 620	57	17	34	5	1					
62121	Offices of dentists	349	1 398	6 620	57	17	34	5	1					
621210	Offices of dentists	349	1 398	6 620	57	17	34	5	1					
6213	Offices of other health practitioners	143	674	3 328	46	36	8	1	1					
6216	Home health care services	(C)	(D)	(D)	2				1	1				
62161	Home health care services	(C)	(D)	(D)	2				1	1				
622	Hospitals	(F)	(D)	(D)	2				1					
6221	General medical & surgical hospitals	(F)	(D)	(D)	2				1					
62211	General medical & surgical hospitals	(F)	(D)	(D)	2				1					

See footnotes at end of table.

**Table 6. Counties—Employees, Payroll, and Establishments by Industry: 2001—Con.**

[Excludes most government employees, railroad employees, and self-employed persons. Size class 1 to 4 includes establishments with payroll, but no employees, during mid-March pay period. (D) denotes figures withheld to avoid disclosing data for individual companies; the data are included in broader industry totals. Detailed industries with 100 or more employees are shown if industry was not a (D). For explanation of terms, abbreviations, and data reliability/comparability, see introductory text]

NAICS code	Industry	Number of employees for week including March 12	Payroll (\$1,000)		Total number of establishments	Number of establishments by employment-size class								
			First quarter	Annual		1 to 4	5 to 9	10 to 19	20 to 49	50 to 99	100 to 249	250 to 499	500 to 999	1,000 or more
<b>CACHE—Con.</b>														
<b>62 Health care and social assistance—Con.</b>														
623	Nursing & residential care facilities .....	572	1 927	7 696	7	1	1	2	1	—	1	1	—	—
6231	Nursing care facilities.....	(F)	(D)	(D)	4	1	1	—	—	—	1	1	—	—
62311	Nursing care facilities.....	(F)	(D)	(D)	4	1	1	—	—	—	1	1	—	—
624	Social assistance .....	(E)	(D)	(D)	37	22	4	5	3	2	1	—	—	—
6241	Individual & family services.....	(C)	(D)	(D)	14	10	—	1	1	2	—	—	—	—
62412	Services for elderly & disabled persons .....	158	505	2 470	5	2	—	1	—	2	—	—	—	—
624120	Services for elderly & disabled persons .....	158	505	2 470	5	2	—	1	—	2	—	—	—	—
6244	Child day care services .....	205	650	2 546	18	10	4	2	1	—	1	—	—	—
62441	Child day care services .....	205	650	2 546	18	10	4	2	1	—	1	—	—	—
624410	Child day care services .....	205	650	2 546	18	10	4	2	1	—	1	—	—	—
<b>71</b>	<b>Arts, entertainment &amp; recreation .....</b>	<b>612</b>	<b>986</b>	<b>4 315</b>	<b>40</b>	<b>27</b>	<b>3</b>	<b>6</b>	<b>2</b>	<b>—</b>	<b>1</b>	<b>1</b>	<b>—</b>	<b>—</b>
711	Performing arts, spectator sports & related industries .....	(C)	(D)	(D)	17	13	1	1	2	—	—	—	—	—
713	Amusement, gambling & recreation industries .....	(F)	(D)	(D)	21	13	1	5	—	—	1	1	—	—
7139	Other amusement & recreation industries .....	(E)	(D)	(D)	20	13	1	4	—	—	1	1	—	—
71392	Skiing facilities .....	(C)	(D)	(D)	1	—	—	—	—	—	1	—	—	—
71394	Fitness & recreational sports centers .....	312	239	1 379	9	6	1	1	—	—	—	1	—	—
713940	Fitness & recreational sports centers .....	312	239	1 379	9	6	1	1	—	—	—	1	—	—
<b>72</b>	<b>Accommodation &amp; food services .....</b>	<b>2 461</b>	<b>4 519</b>	<b>19 079</b>	<b>120</b>	<b>34</b>	<b>12</b>	<b>31</b>	<b>31</b>	<b>10</b>	<b>2</b>	<b>—</b>	<b>—</b>	<b>—</b>
721	Accommodation .....	286	558	2 507	20	7	3	3	7	—	—	—	—	—
7211	Traveler accommodation.....	258	523	2 242	15	3	3	3	6	—	—	—	—	—
72111	Hotels (exc casino hotels) & motels .....	230	473	2 046	12	2	3	1	6	—	—	—	—	—
721110	Hotels (exc casino hotels) & motels .....	230	473	2 046	12	2	3	1	6	—	—	—	—	—
722	Food services & drinking places .....	2 175	3 961	16 572	100	27	9	28	24	10	2	—	—	—
7221	Full-service restaurants .....	894	1 610	6 297	36	10	2	6	11	7	—	—	—	—
72211	Full-service restaurants .....	894	1 610	6 297	36	10	2	6	11	7	—	—	—	—
722110	Full-service restaurants .....	894	1 610	6 297	36	10	2	6	11	7	—	—	—	—
7222	Limited-service eating places .....	1 229	2 237	9 783	57	12	7	21	12	3	2	—	—	—
72221	Limited-service eating places .....	1 229	2 237	9 783	57	12	7	21	12	3	2	—	—	—
722211	Limited-service restaurants .....	878	1 693	7 281	42	6	5	16	12	3	—	—	—	—
<b>81</b>	<b>Other services (except public administration) .....</b>	<b>1 118</b>	<b>5 833</b>	<b>25 158</b>	<b>170</b>	<b>107</b>	<b>34</b>	<b>23</b>	<b>5</b>	<b>—</b>	<b>—</b>	<b>1</b>	<b>—</b>	<b>—</b>
811	Repair & maintenance .....	497	2 175	9 486	94	61	15	14	4	—	—	—	—	—
8111	Automotive repair & maintenance .....	438	2 029	8 890	74	45	12	13	4	—	—	—	—	—
81111	Automotive mechanical & electrical R&M.....	179	815	3 923	36	26	4	4	2	—	—	—	—	—
811111	General automotive repair .....	164	719	3 478	32	23	3	4	2	—	—	—	—	—
81112	Automotive body, paint, interior & glass repair .....	186	990	4 055	26	14	3	7	2	—	—	—	—	—
811121	Automotive body, paint & interior R&M.....	154	828	3 391	21	10	3	7	1	—	—	—	—	—
812	Personal & laundry services .....	(C)	(D)	(D)	53	33	13	6	1	—	—	—	—	—
8121	Personal care services .....	(C)	(D)	(D)	34	21	10	2	1	—	—	—	—	—
81211	Hair, nail & skin care services .....	(C)	(D)	(D)	31	21	8	1	1	—	—	—	—	—
813	Religious, grantmaking, civic, prof & like organizations.....	(E)	(D)	(D)	23	13	6	3	—	—	—	1	—	—
8132	Grantmaking & giving services.....	(E)	(D)	(D)	3	2	—	—	—	—	—	1	—	—
81321	Grantmaking & giving services.....	(E)	(D)	(D)	3	2	—	—	—	—	—	1	—	—
<b>95</b>	<b>Auxiliaries (exc corporate, subsidiary &amp; regional mgt) .....</b>	<b>(A)</b>	<b>(D)</b>	<b>(D)</b>	<b>1</b>	<b>—</b>	<b>—</b>	<b>1</b>	<b>—</b>	<b>—</b>	<b>—</b>	<b>—</b>	<b>—</b>	<b>—</b>
<b>99</b>	<b>Unclassified establishments .....</b>	<b>17</b>	<b>42</b>	<b>360</b>	<b>26</b>	<b>25</b>	<b>—</b>	<b>1</b>	<b>—</b>	<b>—</b>	<b>—</b>	<b>—</b>	<b>—</b>	<b>—</b>
<b>CARBON</b>														
<b>Total .....</b>		<b>6 373</b>	<b>37 955</b>	<b>159 438</b>	<b>506</b>	<b>266</b>	<b>109</b>	<b>70</b>	<b>33</b>	<b>17</b>	<b>9</b>	<b>2</b>	<b>—</b>	<b>—</b>
<b>21</b>	<b>Mining .....</b>	<b>(F)</b>	<b>(D)</b>	<b>(D)</b>	<b>11</b>	<b>4</b>	<b>—</b>	<b>1</b>	<b>1</b>	<b>3</b>	<b>1</b>	<b>1</b>	<b>—</b>	<b>—</b>
212	Mining (except oil & gas).....	(F)	(D)	(D)	10	3	—	1	1	3	1	1	—	—
2121	Coal mining .....	(F)	(D)	(D)	8	1	—	1	1	3	1	1	—	—
21211	Coal mining .....	(F)	(D)	(D)	8	1	—	1	1	3	1	1	—	—
<b>22</b>	<b>Utilities .....</b>	<b>(C)</b>	<b>(D)</b>	<b>(D)</b>	<b>4</b>	<b>1</b>	<b>1</b>	<b>—</b>	<b>1</b>	<b>1</b>	<b>—</b>	<b>—</b>	<b>—</b>	<b>—</b>
221	Utilities .....	(C)	(D)	(D)	4	1	1	—	1	1	—	—	—	—
2211	Elec pwr generation, transmsn & distribution .....	(C)	(D)	(D)	3	—	1	—	1	1	—	—	—	—
<b>23</b>	<b>Construction .....</b>	<b>241</b>	<b>1 017</b>	<b>6 938</b>	<b>43</b>	<b>29</b>	<b>9</b>	<b>2</b>	<b>2</b>	<b>1</b>	<b>—</b>	<b>—</b>	<b>—</b>	<b>—</b>
235	Special trade contractors .....	141	552	3 534	26	17	5	2	2	—	—	—	—	—
<b>31-33</b>	<b>Manufacturing .....</b>	<b>407</b>	<b>3 216</b>	<b>13 247</b>	<b>15</b>	<b>5</b>	<b>2</b>	<b>3</b>	<b>3</b>	<b>1</b>	<b>1</b>	<b>—</b>	<b>—</b>	<b>—</b>
333	Machinery mfg .....	(C)	(D)	(D)	2	—	—	1	—	—	1	—	—	—
3331	Ag, construction & mining machinery mfg .....	(C)	(D)	(D)	1	—	—	—	—	—	1	—	—	—
33313	Mining & oil & gas field machinery mfg.....	(C)	(D)	(D)	1	—	—	—	—	—	1	—	—	—
<b>42</b>	<b>Wholesale trade .....</b>	<b>407</b>	<b>3 326</b>	<b>14 102</b>	<b>46</b>	<b>27</b>	<b>8</b>	<b>5</b>	<b>5</b>	<b>—</b>	<b>1</b>	<b>—</b>	<b>—</b>	<b>—</b>
421	Wholesale trade, durable goods .....	286	2 400	10 482	32	21	5	2	3	—	1	—	—	—
4218	Machinery, equipment & supplies whsle .....	248	2 112	9 278	24	16	3	1	3	—	1	—	—	—
42181	Const & mining (exc petroleum) equip whsle .....	195	1 686	7 390	11	6	1	1	2	—	1	—	—	—
421810	Const & mining (exc petroleum) equip whsle .....	195	1 686	7 390	11	6	1	1	2	—	1	—	—	—
422	Wholesale trade, nondurable goods .....	121	926	3 620	14	6	3	3	2	—	—	—	—	—

See footnotes at end of table.

**Table 6. Counties—Employees, Payroll, and Establishments by Industry: 2001—Con.**

[Excludes most government employees, railroad employees, and self-employed persons. Size class 1 to 4 includes establishments with payroll, but no employees, during mid-March pay period. (D) denotes figures withheld to avoid disclosing data for individual companies; the data are included in broader industry totals. Detailed industries with 100 or more employees are shown if industry was not a (D). For explanation of terms, abbreviations, and data reliability/comparability, see introductory text]

NAICS code	Industry	Number of employees for week including March 12	Payroll (\$1,000)		Total number of establishments	Number of establishments by employment-size class								
			First quarter	Annual		1 to 4	5 to 9	10 to 19	20 to 49	50 to 99	100 to 249	250 to 499	500 to 999	1,000 or more
<b>CARBON—Con.</b>														
<b>44-45</b>	<b>Retail trade</b> .....	<b>1 194</b>	<b>4 498</b>	<b>18 656</b>	<b>91</b>	<b>38</b>	<b>23</b>	<b>21</b>	<b>4</b>	<b>2</b>	<b>3</b>			
441	Motor vehicle & parts dealers .....	189	886	3 779	17	7	3	4	3					
445	Food & beverage stores .....	238	1 022	4 141	10	3	4	1		1	1			
4451	Grocery stores .....	(C)	(D)	(D)	7	1	3	1		1	1			
44511	Grocery (except convenience) stores .....	224	992	4 017	6	1	2	1		1	1			
445110	Grocery (except convenience) stores .....	224	992	4 017	6	1	2	1		1	1			
447	Gasoline stations .....	161	439	1 833	14	2	4	7	1					
4471	Gasoline stations .....	161	439	1 833	14	2	4	7	1					
44711	Gasoline stations with convenience stores ...	(C)	(D)	(D)	13	2	3	7	1					
452	General merchandise stores .....	308	1 049	4 402	4			2			2			
4521	Department stores .....	(E)	(D)	(D)	2						2			
45211	Department stores .....	(E)	(D)	(D)	2						2			
<b>48-49</b>	<b>Transportation &amp; warehousing</b> .....	<b>215</b>	<b>1 617</b>	<b>6 816</b>	<b>19</b>	<b>9</b>	<b>4</b>	<b>2</b>	<b>4</b>					
484	Truck transportation .....	149	1 386	5 992	13	6	3	2	2					
4842	Specialized freight trucking .....	(C)	(D)	(D)	6	2		2	2					
<b>51</b>	<b>Information</b> .....	<b>80</b>	<b>529</b>	<b>2 101</b>	<b>9</b>	<b>4</b>	<b>3</b>		<b>2</b>					
<b>52</b>	<b>Finance &amp; insurance</b> .....	<b>129</b>	<b>748</b>	<b>3 191</b>	<b>26</b>	<b>15</b>	<b>6</b>	<b>5</b>						
522	Credit intermediation & related activities .....	101	597	2 572	17	7	5	5						
<b>53</b>	<b>Real estate &amp; rental &amp; leasing</b> .....	<b>52</b>	<b>216</b>	<b>871</b>	<b>13</b>	<b>9</b>	<b>2</b>	<b>2</b>						
<b>54</b>	<b>Professional, scientific &amp; technical services</b> .....	<b>303</b>	<b>984</b>	<b>3 757</b>	<b>28</b>	<b>21</b>	<b>3</b>	<b>3</b>			<b>1</b>			
541	Professional, scientific & technical services .....	303	984	3 757	28	21	3	3			1			
5419	Oth professional, scientific, technical services ..	(C)	(D)	(D)	4	2	1				1			
54191	Marketing research & public opinion polling ..	(C)	(D)	(D)	1						1			
<b>55</b>	<b>Management of companies &amp; enterprises</b> ..	<b>(A)</b>	<b>(D)</b>	<b>(D)</b>	<b>2</b>		<b>1</b>	<b>1</b>						
<b>56</b>	<b>Admin, support, waste mgt, remediation services</b> .....	<b>263</b>	<b>1 931</b>	<b>8 026</b>	<b>16</b>	<b>8</b>	<b>2</b>	<b>2</b>	<b>1</b>	<b>3</b>				
561	Administrative & support services .....	(C)	(D)	(D)	14	8	2	1	1	2				
5613	Employment services .....	(C)	(D)	(D)	3			1		2				
56132	Temporary help services .....	(C)	(D)	(D)	2			1		1				
<b>61</b>	<b>Educational services</b> .....	<b>(B)</b>	<b>(D)</b>	<b>(D)</b>	<b>2</b>		<b>1</b>	<b>1</b>						
<b>62</b>	<b>Health care and social assistance</b> .....	<b>985</b>	<b>4 744</b>	<b>20 745</b>	<b>58</b>	<b>28</b>	<b>18</b>	<b>6</b>	<b>1</b>	<b>2</b>	<b>2</b>	<b>1</b>		
621	Ambulatory health care services .....	400	2 127	9 264	46	23	17	4		1	1			
6211	Offices of physicians .....	239	1 453	6 699	23	8	12	2			1			
62111	Offices of physicians .....	239	1 453	6 699	23	8	12	2			1			
622	Hospitals .....	(E)	(D)	(D)	1							1		
6221	General medical & surgical hospitals .....	(E)	(D)	(D)	1							1		
62211	General medical & surgical hospitals .....	(E)	(D)	(D)	1							1		
624	Social assistance .....	202	653	2 346	8	4	1	1	1		1			
6244	Child day care services .....	(C)	(D)	(D)	4	2	1				1			
62441	Child day care services .....	(C)	(D)	(D)	4	2	1				1			
<b>71</b>	<b>Arts, entertainment &amp; recreation</b> .....	<b>(B)</b>	<b>(D)</b>	<b>(D)</b>	<b>6</b>	<b>3</b>	<b>2</b>		<b>1</b>					
<b>72</b>	<b>Accommodation &amp; food services</b> .....	<b>713</b>	<b>1 458</b>	<b>6 485</b>	<b>49</b>	<b>21</b>	<b>8</b>	<b>9</b>	<b>7</b>	<b>4</b>				
721	Accommodation .....	274	589	2 785	9	4		2		3				
7211	Traveler accommodation .....	274	589	2 785	9	4		2		3				
72111	Hotels (exc casino hotels) & motels .....	274	589	2 785	9	4		2		3				
721110	Hotels (exc casino hotels) & motels .....	274	589	2 785	9	4		2		3				
722	Food services & drinking places .....	439	869	3 700	40	17	8	7	7	1				
7221	Full-service restaurants .....	188	357	1 475	16	7	3	2	3	1				
72211	Full-service restaurants .....	188	357	1 475	16	7	3	2	3	1				
722110	Full-service restaurants .....	188	357	1 475	16	7	3	2	3	1				
7222	Limited-service eating places .....	223	469	2 056	15	2	4	5	4					
72221	Limited-service eating places .....	223	469	2 056	15	2	4	5	4					
<b>81</b>	<b>Other services (except public administration)</b> .....	<b>314</b>	<b>1 531</b>	<b>6 365</b>	<b>62</b>	<b>38</b>	<b>16</b>	<b>7</b>	<b>1</b>					
811	Repair & maintenance .....	168	1 176	4 928	27	16	5	5	1					
<b>99</b>	<b>Unclassified establishments</b> .....	<b>(A)</b>	<b>(D)</b>	<b>(D)</b>	<b>6</b>	<b>6</b>								
<b>DAGGETT</b>														
	<b>Total</b> .....	<b>112</b>	<b>411</b>	<b>2 779</b>	<b>22</b>	<b>14</b>	<b>6</b>	<b>1</b>	<b>1</b>					
<b>44-45</b>	<b>Retail trade</b> .....	<b>15</b>	<b>44</b>	<b>305</b>	<b>5</b>	<b>4</b>	<b>1</b>							
<b>48-49</b>	<b>Transportation &amp; warehousing</b> .....	<b>(A)</b>	<b>(D)</b>	<b>(D)</b>	<b>1</b>	<b>1</b>								
<b>51</b>	<b>Information</b> .....	<b>(A)</b>	<b>(D)</b>	<b>(D)</b>	<b>1</b>	<b>1</b>								
<b>54</b>	<b>Professional, scientific &amp; technical services</b> .....	<b>3</b>	<b>21</b>	<b>77</b>	<b>3</b>	<b>3</b>								
<b>62</b>	<b>Health care and social assistance</b> .....	<b>(A)</b>	<b>(D)</b>	<b>(D)</b>	<b>1</b>		<b>1</b>							
<b>71</b>	<b>Arts, entertainment &amp; recreation</b> .....	<b>(B)</b>	<b>(D)</b>	<b>(D)</b>	<b>5</b>	<b>3</b>	<b>2</b>							
<b>72</b>	<b>Accommodation &amp; food services</b> .....	<b>64</b>	<b>231</b>	<b>1 580</b>	<b>5</b>	<b>1</b>	<b>2</b>	<b>1</b>	<b>1</b>					
<b>99</b>	<b>Unclassified establishments</b> .....	<b>(A)</b>	<b>(D)</b>	<b>(D)</b>	<b>1</b>	<b>1</b>								

See footnotes at end of table.

**Table 6. Counties—Employees, Payroll, and Establishments by Industry: 2001—Con.**

[Excludes most government employees, railroad employees, and self-employed persons. Size class 1 to 4 includes establishments with payroll, but no employees, during mid-March pay period. (D) denotes figures withheld to avoid disclosing data for individual companies; the data are included in broader industry totals. Detailed industries with 100 or more employees are shown if industry was not a (D). For explanation of terms, abbreviations, and data reliability/comparability, see introductory text]

NAICS code	Industry	Number of employees for week including March 12	Payroll (\$1,000)		Total number of establishments	Number of establishments by employment-size class								
			First quarter	Annual		1 to 4	5 to 9	10 to 19	20 to 49	50 to 99	100 to 249	250 to 499	500 to 999	1,000 or more
<b>DAVIS</b>														
	<b>Total</b> .....	<b>63 343</b>	<b>374 904</b>	<b>1 598 871</b>	<b>4 728</b>	<b>2 575</b>	<b>937</b>	<b>609</b>	<b>375</b>	<b>127</b>	<b>73</b>	<b>24</b>	<b>7</b>	<b>1</b>
11	Forestry, fishing, hunting, and agriculture support .....	(A)	(D)	(D)	4	2	2	—	—	—	—	—	—	—
21	Mining .....	(B)	(D)	(D)	5	3	—	1	1	—	—	—	—	—
22	Utilities .....	125	1 535	6 659	6	1	1	2	1	1	—	—	—	—
221	Utilities .....	125	1 535	6 659	6	1	1	2	1	1	—	—	—	—
23	<b>Construction</b> .....	<b>7 182</b>	<b>51 677</b>	<b>238 678</b>	<b>782</b>	<b>477</b>	<b>155</b>	<b>88</b>	<b>39</b>	<b>15</b>	<b>3</b>	<b>5</b>	<b>—</b>	<b>—</b>
233	Building, developing & general contracting .....	2 010	15 155	72 057	273	187	48	27	5	3	2	1	—	—
2331	Land subdivision & land development .....	169	1 083	2 440	15	9	3	2	—	—	1	—	—	—
23311	Land subdivision & land development .....	169	1 083	2 440	15	9	3	2	—	—	1	—	—	—
233110	Land subdivision & land development .....	169	1 083	2 440	15	9	3	2	—	—	1	—	—	—
2332	Residential building construction .....	963	7 474	39 174	209	160	37	9	2	—	—	1	—	—
23321	Single-family housing construction .....	929	7 360	38 669	198	152	34	9	2	—	—	1	—	—
233210	Single-family housing construction .....	929	7 360	38 669	198	152	34	9	2	—	—	1	—	—
2333	Nonresidential building construction .....	878	6 598	30 443	49	18	8	16	3	3	1	—	—	—
23332	Commercial & institutional bldg construction ..	853	6 430	29 500	44	14	8	15	3	3	1	—	—	—
233320	Commercial & institutional bldg construction ..	853	6 430	29 500	44	14	8	15	3	3	1	—	—	—
234	Heavy construction .....	1 161	10 587	52 444	41	20	6	5	5	3	—	2	—	—
2341	Highway, street, bridge & tunnel construction ...	(F)	(D)	(D)	10	3	1	2	2	1	—	1	—	—
23411	Highway & street construction .....	580	6 413	31 604	9	2	1	2	2	1	—	1	—	—
234110	Highway & street construction .....	580	6 413	31 604	9	2	1	2	2	1	—	1	—	—
2349	Other heavy construction .....	(F)	(D)	(D)	31	17	5	3	3	2	—	1	—	—
23491	Water, sewer & pipeline construction .....	173	1 018	5 318	12	5	2	1	3	1	—	—	—	—
234910	Water, sewer & pipeline construction .....	173	1 018	5 318	12	5	2	1	3	1	—	—	—	—
23492	Pwr, communication transmsn line construction .....	(E)	(D)	(D)	4	3	—	—	—	—	—	1	—	—
23499	All other heavy construction .....	(C)	(D)	(D)	15	9	3	2	—	1	—	—	—	—
235	Special trade contractors .....	4 011	25 935	114 177	468	270	101	56	29	9	1	2	—	—
2351	Plumbing, heating & AC contractor .....	1 329	11 541	47 413	91	50	15	14	7	3	—	2	—	—
23511	Plumbing, heating & AC contractor .....	1 329	11 541	47 413	91	50	15	14	7	3	—	2	—	—
235110	Plumbing, heating & AC contractor .....	1 329	11 541	47 413	91	50	15	14	7	3	—	2	—	—
2352	Painting & wall covering contractors .....	193	875	4 187	33	17	11	4	1	—	—	—	—	—
23521	Painting & wall covering contractors .....	193	875	4 187	33	17	11	4	1	—	—	—	—	—
235210	Painting & wall covering contractors .....	193	875	4 187	33	17	11	4	1	—	—	—	—	—
2353	Electrical contractors .....	621	3 648	16 026	58	30	12	9	5	1	1	—	—	—
23531	Electrical contractors .....	621	3 648	16 026	58	30	12	9	5	1	1	—	—	—
235310	Electrical contractors .....	621	3 648	16 026	58	30	12	9	5	1	1	—	—	—
2354	Masonry, drywall, insulation, tile contractors ....	649	3 439	16 149	68	38	13	7	3	—	—	—	—	—
23541	Masonry & stone contractors .....	108	500	2 724	27	17	7	3	—	—	—	—	—	—
235410	Masonry & stone contractors .....	108	500	2 724	27	17	7	3	—	—	—	—	—	—
23542	Drywall, acoustical & insulation contractors ...	476	2 621	11 993	30	14	4	3	6	3	—	—	—	—
235420	Drywall, acoustical & insulation contractors ...	476	2 621	11 993	30	14	4	3	6	3	—	—	—	—
2355	Carpentry & floor contractors .....	(C)	(D)	(D)	54	31	17	6	—	—	—	—	—	—
23551	Carpentry contractors .....	211	1 013	4 694	42	20	16	6	—	—	—	—	—	—
235510	Carpentry contractors .....	211	1 013	4 694	42	20	16	6	—	—	—	—	—	—
2356	Roofing, siding, & sheet metal contractors ....	273	1 320	6 448	41	27	6	3	5	—	—	—	—	—
23561	Roofing, siding, & sheet metal contractors ...	273	1 320	6 448	41	27	6	3	5	—	—	—	—	—
235610	Roofing, siding, & sheet metal contractors .	273	1 320	6 448	41	27	6	3	5	—	—	—	—	—
2357	Concrete contractors .....	387	1 735	9 120	57	34	14	5	3	1	—	—	—	—
23571	Concrete contractors .....	387	1 735	9 120	57	34	14	5	3	1	—	—	—	—
235710	Concrete contractors .....	387	1 735	9 120	57	34	14	5	3	1	—	—	—	—
2359	Other special trade contractors .....	321	2 193	9 301	65	42	13	8	1	1	—	—	—	—
23593	Excavation contractors .....	107	609	3 127	23	15	5	2	1	—	—	—	—	—
235930	Excavation contractors .....	107	609	3 127	23	15	5	2	1	—	—	—	—	—
23599	All other special trade contractors .....	163	1 222	4 742	28	18	4	5	—	1	—	—	—	—
235990	All other special trade contractors .....	163	1 222	4 742	28	18	4	5	—	1	—	—	—	—
31-33	<b>Manufacturing</b> .....	<b>9 374</b>	<b>70 185</b>	<b>279 998</b>	<b>261</b>	<b>105</b>	<b>44</b>	<b>38</b>	<b>36</b>	<b>17</b>	<b>13</b>	<b>5</b>	<b>2</b>	<b>1</b>
311	Food mfg .....	1 621	9 485	37 983	20	6	2	1	5	1	3	1	1	—
3114	Fruit & veg preserving & specialty food mfg ....	(E)	(D)	(D)	2	—	—	—	—	—	1	1	—	—
31141	Frozen food mfg .....	(C)	(D)	(D)	1	—	—	—	—	—	1	—	—	—
31142	Fruit & veg canning, pickling & drying .....	(E)	(D)	(D)	1	—	—	—	—	—	—	1	—	—
3115	Dairy product mfg .....	(C)	(D)	(D)	2	—	—	—	—	1	1	—	—	—
31152	Ice cream & frozen dessert mfg .....	(C)	(D)	(D)	1	—	—	—	—	—	1	—	—	—
3118	Bakeries & tortilla mfg .....	813	3 877	16 707	8	2	1	1	2	—	1	—	1	—
31181	Bread & bakery product mfg .....	(F)	(D)	(D)	7	2	1	1	2	—	—	—	1	—
31182	Cookie, cracker & pasta mfg .....	(C)	(D)	(D)	1	—	—	—	—	—	1	—	—	—
314	Textile product mills .....	112	892	3 624	6	2	1	1	1	1	—	—	—	—
3149	Other textile product mills .....	(C)	(D)	(D)	5	1	1	1	1	1	—	—	—	—
31499	All other textile product mills .....	(C)	(D)	(D)	4	1	1	—	1	1	—	—	—	—
321	Wood product mfg .....	(C)	(D)	(D)	11	6	1	1	3	—	—	—	—	—
3219	Other wood product mfg .....	(C)	(D)	(D)	7	3	1	—	3	—	—	—	—	—
322	Paper mfg .....	181	1 738	6 894	5	2	—	1	1	—	1	—	—	—
3222	Converted paper product mfg .....	181	1 738	6 894	5	2	—	1	1	—	1	—	—	—
32221	Paperboard container mfg .....	(C)	(D)	(D)	2	—	—	—	1	—	1	—	—	—
323	Printing & related support activities .....	304	1 869	7 769	25	9	8	4	2	2	—	—	—	—
3231	Printing & related support activities .....	304	1 869	7 769	25	9	8	4	2	2	—	—	—	—
32311	Printing .....	(E)	(D)	(D)	23	8	8	4	1	2	—	—	—	—
323110	Commercial lithographic printing .....	121	935	3 881	9	1	6	1	—	1	—	—	—	—

See footnotes at end of table.

**Table 6. Counties—Employees, Payroll, and Establishments by Industry: 2001—Con.**

[Excludes most government employees, railroad employees, and self-employed persons. Size class 1 to 4 includes establishments with payroll, but no employees, during mid-March pay period. (D) denotes figures withheld to avoid disclosing data for individual companies; the data are included in broader industry totals. Detailed industries with 100 or more employees are shown if industry was not a (D). For explanation of terms, abbreviations, and data reliability/comparability, see introductory text]

NAICS code	Industry	Number of employees for week including March 12	Payroll (\$1,000)		Total number of establishments	Number of establishments by employment-size class									
			First quarter	Annual		1 to 4	5 to 9	10 to 19	20 to 49	50 to 99	100 to 249	250 to 499	500 to 999	1,000 or more	
<b>DAVIS—Con.</b>															
<b>31-33 Manufacturing—Con.</b>															
324	Petroleum & coal products mfg .....	437	5 814	24 201	5	—	—	—	2	1	2	—	—	—	
3241	Petroleum & coal products mfg .....	437	5 814	24 201	5	—	—	—	2	1	2	—	—	—	
32411	Petroleum refineries .....	(E)	(D)	(D)	4	—	—	—	1	1	2	—	—	—	
325	Chemical mfg .....	196	1 744	10 286	13	5	4	2	—	2	—	—	—	—	
3254	Pharmaceutical & medicine mfg .....	143	1 380	8 690	4	1	1	—	—	2	—	—	—	—	
32541	Pharmaceutical & medicine mfg .....	143	1 380	8 690	4	1	1	—	—	2	—	—	—	—	
326	Plastics & rubber products mfg .....	317	2 360	9 881	14	3	2	3	4	2	—	—	—	—	
3261	Plastics product mfg .....	(E)	(D)	(D)	13	3	2	2	4	2	—	—	—	—	
32619	Other plastics product mfg .....	166	1 406	6 171	8	1	2	2	2	1	—	—	—	—	
326199	All other plastics product mfg .....	166	1 406	6 171	8	1	2	2	2	1	—	—	—	—	
327	Nonmetallic mineral product mfg .....	123	844	4 147	8	5	—	1	1	1	—	—	—	—	
331	Primary metal mfg .....	(E)	(D)	(D)	3	1	—	—	1	—	1	—	—	—	
3313	Alumina & aluminum production & processing ..	(E)	(D)	(D)	2	—	—	—	1	—	1	—	—	—	
33131	Alumina & aluminum production & processing .....	(E)	(D)	(D)	2	—	—	—	1	—	1	—	—	—	
332	Fabricated metal product mfg .....	1 398	12 733	42 814	47	19	6	8	5	5	3	1	—	—	
3323	Architectural & structural metals mfg .....	702	6 344	21 219	12	1	3	2	2	2	1	1	—	—	
33231	Plate work & fabricated structural prod mfg ...	(E)	(D)	(D)	7	—	1	2	2	2	—	—	—	—	
332312	Fabricated structural metal mfg .....	229	1 840	6 946	6	—	1	2	1	2	—	—	—	—	
33232	Ornamental & architectural metal prod mfg ...	(E)	(D)	(D)	5	1	2	—	—	—	1	1	—	—	
3327	Mach shops, turn prod, screw, nut, bolt mfg ....	182	1 766	5 550	11	8	—	1	1	—	1	—	—	—	
33271	Machine shops .....	(C)	(D)	(D)	10	7	—	1	1	—	1	—	—	—	
3329	Other fabricated metal product mfg .....	373	3 891	13 104	8	2	1	1	—	3	1	—	—	—	
33299	All other fabricated metal product mfg .....	373	3 891	13 104	8	2	1	1	—	3	1	—	—	—	
333	Machinery mfg .....	355	3 409	12 635	11	2	4	3	—	1	1	—	—	—	
3335	Metalworking machinery mfg .....	(C)	(D)	(D)	3	1	—	1	—	1	—	—	—	—	
33351	Metalworking machinery mfg .....	(C)	(D)	(D)	3	1	—	1	—	1	—	—	—	—	
3339	Other general purpose machinery mfg .....	(C)	(D)	(D)	2	—	1	—	—	—	1	—	—	—	
33392	Material handling equipment mfg .....	(C)	(D)	(D)	1	—	—	—	—	—	1	—	—	—	
335	Electrical equip, appliance & component mfg .....	(C)	(D)	(D)	4	2	—	1	—	—	1	—	—	—	
3359	Other electrical equipment & component mfg ...	(C)	(D)	(D)	2	—	—	1	—	—	1	—	—	—	
33593	Wiring device mfg .....	(C)	(D)	(D)	1	—	—	—	—	—	1	—	—	—	
336	Transportation equipment mfg .....	1 104	8 310	31 317	17	7	3	1	4	—	—	1	1	—	
3362	Motor vehicle body & trailer mfg .....	(F)	(D)	(D)	3	1	—	—	1	—	—	—	1	—	
33621	Motor vehicle body & trailer mfg .....	(F)	(D)	(D)	3	1	—	—	1	—	—	—	1	—	
3363	Motor vehicle parts mfg .....	(E)	(D)	(D)	5	3	—	—	1	—	—	1	—	—	
33639	Other motor vehicle parts mfg .....	(E)	(D)	(D)	2	1	—	—	—	—	—	1	—	—	
337	Furniture & related product mfg .....	228	1 231	5 350	26	13	7	4	1	1	—	—	—	—	
3371	HH & institutional furniture & kitchen cabinet mfg .....	(C)	(D)	(D)	24	12	6	4	1	1	—	—	—	—	
33711	Wood kitchen cabinet & countertop mfg .....	(C)	(D)	(D)	16	7	3	4	1	1	—	—	—	—	
339	Miscellaneous mfg .....	2 323	14 629	63 089	30	14	5	4	3	—	1	2	—	1	
3391	Medical equipment & supplies mfg .....	(F)	(D)	(D)	12	7	1	—	2	—	1	1	—	—	
33911	Medical equipment & supplies mfg .....	(F)	(D)	(D)	12	7	1	—	2	—	1	1	—	—	
3399	Other miscellaneous mfg .....	(G)	(D)	(D)	18	7	4	4	1	—	—	1	—	1	
33992	Sporting & athletic goods mfg .....	(G)	(D)	(D)	4	—	1	—	1	—	—	1	—	1	
<b>42</b>	<b>Wholesale trade .....</b>	<b>3 343</b>	<b>25 845</b>	<b>108 348</b>	<b>254</b>	<b>143</b>	<b>38</b>	<b>39</b>	<b>23</b>	<b>6</b>	<b>3</b>	<b>2</b>	—	—	
421	Wholesale trade, durable goods .....	1 812	14 070	62 162	165	92	27	28	12	3	2	1	—	—	
4211	Motor vehicle, motor vehicle pt & supply whsle .	242	1 784	8 683	18	10	—	6	1	—	1	—	—	—	
42111	Automobile & other motor vehicle whsle .....	189	1 438	7 182	9	4	—	3	1	—	1	—	—	—	
421110	Automobile & other motor vehicle whsle ...	189	1 438	7 182	9	4	—	3	1	—	1	—	—	—	
4214	Professional & commercial equip & supp whsle .	219	1 924	8 410	30	16	5	7	1	1	—	—	—	—	
4216	Electrical goods whsle .....	127	1 006	3 864	28	17	7	4	—	—	—	—	—	—	
4217	Hardware, plumb & heating equip & sup whsle..	199	1 233	5 305	16	9	2	2	2	1	—	—	—	—	
42171	Hardware whsle .....	117	696	2 999	10	7	1	1	—	1	—	—	—	—	
421710	Hardware whsle .....	117	696	2 999	10	7	1	1	—	1	—	—	—	—	
4218	Machinery, equipment & supplies whsle .....	643	5 773	25 826	26	13	4	4	3	—	1	1	—	—	
42182	Farm & garden machinery & equipment whsle .....	(E)	(D)	(D)	2	—	1	—	—	—	—	1	—	—	
42183	Industrial machinery & equipment whsle .....	278	3 338	14 252	12	5	3	1	2	—	1	—	—	—	
421830	Industrial machinery & equipment whsle ...	278	3 338	14 252	12	5	3	1	2	—	1	—	—	—	
4219	Miscellaneous durable goods whsle .....	227	1 351	5 713	27	17	5	2	2	1	—	—	—	—	
422	Wholesale trade, nondurable goods .....	1 531	11 775	46 186	89	51	11	11	11	3	1	1	—	—	
4224	Grocery & related product whsle .....	952	7 354	27 585	21	9	2	4	3	1	1	1	—	—	
42241	General line grocery whsle .....	(E)	(D)	(D)	4	1	—	1	1	—	1	—	—	—	
42245	Confectionery whsle .....	(E)	(D)	(D)	1	—	—	—	—	—	—	1	—	—	
4226	Chemical & allied products whsle .....	132	1 137	4 830	14	6	3	3	2	—	—	—	—	—	
4229	Miscellaneous nondurable goods whsle .....	232	1 744	7 076	19	12	1	1	3	2	—	—	—	—	

See footnotes at end of table.

**Table 6. Counties—Employees, Payroll, and Establishments by Industry: 2001—Con.**

[Excludes most government employees, railroad employees, and self-employed persons. Size class 1 to 4 includes establishments with payroll, but no employees, during mid-March pay period. (D) denotes figures withheld to avoid disclosing data for individual companies; the data are included in broader industry totals. Detailed industries with 100 or more employees are shown if industry was not a (D). For explanation of terms, abbreviations, and data reliability/comparability, see introductory text]

NAICS code	Industry	Number of employees for week including March 12	Payroll (\$1,000)		Total number of establishments	Number of establishments by employment-size class								
			First quarter	Annual		1 to 4	5 to 9	10 to 19	20 to 49	50 to 99	100 to 249	250 to 499	500 to 999	1,000 or more
<b>DAVIS—Con.</b>														
<b>44-45</b>	<b>Retail trade</b>	<b>11 515</b>	<b>51 374</b>	<b>221 106</b>	<b>663</b>	<b>253</b>	<b>167</b>	<b>122</b>	<b>65</b>	<b>25</b>	<b>30</b>	<b>1</b>		
441	Motor vehicle & parts dealers	1 912	13 887	65 427	100	37	22	16	12	10	3			
4411	Automobile dealers	1 224	10 266	47 961	44	20	8	—	6	7	3			
44111	New car dealers	1 104	9 312	43 200	16	1	1	—	4	7	3			
441110	New car dealers	1 104	9 312	43 200	16	1	1	—	4	7	3			
44112	Used car dealers	120	954	4 761	28	19	7	—	2	—	—			
441120	Used car dealers	120	954	4 761	28	19	7	—	2	—	—			
4412	Other motor vehicle dealers	253	1 133	6 323	19	9	4	2	2	2	—			
44121	Recreational vehicle dealers	179	780	4 803	7	2	2	—	1	2	—			
441210	Recreational vehicle dealers	179	780	4 803	7	2	2	—	1	2	—			
4413	Automotive parts, accessories & tire stores	435	2 488	11 143	37	8	10	14	4	1	—			
44131	Automotive parts, accessories & tire stores	198	1 025	4 124	21	5	6	8	2	—	—			
441310	Automotive parts, accessories & tire stores	198	1 025	4 124	21	5	6	8	2	—	—			
44132	Tire dealers	237	1 463	7 019	16	3	4	6	2	1	—			
441320	Tire dealers	237	1 463	7 019	16	3	4	6	2	1	—			
442	Furniture & home furnishing stores	293	1 808	7 424	29	18	6	3	—	1	1			
4421	Furniture stores	206	1 422	5 718	9	5	2	—	—	1	1			
44211	Furniture stores	206	1 422	5 718	9	5	2	—	—	1	1			
442110	Furniture stores	206	1 422	5 718	9	5	2	—	—	1	1			
443	Electronics & appliance stores	373	1 946	8 120	42	18	11	9	4	—	—			
4431	Electronics & appliance stores	373	1 946	8 120	42	18	11	9	4	—	—			
44311	Appliance, TV & all other electronics stores	212	1 047	4 411	28	13	8	5	2	—	—			
443112	Radio, television & other electronics stores	145	760	3 154	20	11	5	2	2	—	—			
44312	Computer & software stores	(C)	(D)	(D)	10	4	3	2	1	—	—			
444	Bldg material & garden equip & supp dealers	984	6 077	26 139	51	16	9	10	11	3	2			
4441	Building material & supplies dealers	810	5 445	23 224	41	12	7	8	10	2	2			
44411	Home centers	307	1 876	7 678	6	1	2	—	—	1	2			
444110	Home centers	307	1 876	7 678	6	1	2	—	—	1	2			
44419	Other building material dealers	421	3 293	14 325	24	6	1	7	9	1	—			
444190	Other building material dealers	421	3 293	14 325	24	6	1	7	9	1	—			
4442	Lawn & garden equip & supplies stores	174	632	2 915	10	4	2	2	1	1	—			
44422	Nursery & garden centers	(C)	(D)	(D)	8	4	1	1	1	1	—			
445	Food & beverage stores	2 438	8 688	36 465	45	12	4	7	3	5	14			
4451	Grocery stores	2 278	8 235	34 251	28	4	1	3	1	5	14			
44511	Grocery (except convenience) stores	2 228	8 137	33 847	24	4	—	—	1	5	14			
445110	Grocery (except convenience) stores	2 228	8 137	33 847	24	4	—	—	1	5	14			
4452	Specialty food stores	(C)	(D)	(D)	14	7	2	3	2	—	—			
44529	Other specialty food stores	129	354	1 788	11	5	1	3	2	—	—			
446	Health & personal care stores	342	1 645	6 227	55	23	22	9	1	—	—			
4461	Health & personal care stores	342	1 645	6 227	55	23	22	9	1	—	—			
44611	Pharmacies & drug stores	165	995	3 728	18	2	10	5	1	—	—			
446110	Pharmacies & drug stores	165	995	3 728	18	2	10	5	1	—	—			
447	Gasoline stations	806	2 545	10 169	76	14	24	30	7	1	—			
4471	Gasoline stations	806	2 545	10 169	76	14	24	30	7	1	—			
44711	Gasoline stations with convenience stores	663	1 976	7 730	61	10	19	25	6	1	—			
447110	Gasoline stations with convenience stores	663	1 976	7 730	61	10	19	25	6	1	—			
44719	Other gasoline stations	143	569	2 439	15	4	5	5	1	—	—			
447190	Other gasoline stations	143	569	2 439	15	4	5	5	1	—	—			
448	Clothing & clothing accessories stores	880	2 473	9 588	84	30	31	14	6	2	1			
4481	Clothing stores	746	2 041	7 867	56	17	18	12	6	2	1			
44812	Women's clothing stores	163	344	1 405	18	8	4	4	2	—	—			
448120	Women's clothing stores	163	344	1 405	18	8	4	4	2	—	—			
44814	Family clothing stores	417	1 188	4 515	13	2	3	1	4	2	1			
448140	Family clothing stores	417	1 188	4 515	13	2	3	1	4	2	1			
451	Sporting goods, hobby, book & music stores	526	1 558	6 550	54	20	16	12	6	—	—			
4511	Sporting goods, hobby, musical instrument stores	352	1 032	4 665	40	14	14	9	3	—	—			
45112	Hobby, toy & game stores	149	406	1 638	11	5	2	1	3	—	—			
451120	Hobby, toy & game stores	149	406	1 638	11	5	2	1	3	—	—			
4512	Book, periodical & music stores	174	526	1 885	14	6	2	3	3	—	—			
45121	Book stores & news dealers	105	354	1 321	6	2	—	2	2	—	—			
451211	Book stores	105	354	1 321	6	2	—	2	2	—	—			
452	General merchandise stores	2 056	7 549	31 816	22	4	1	2	3	3	8	1		
4521	Department stores	1 105	3 848	15 992	8	—	—	—	—	3	4	1		
45211	Department stores	1 105	3 848	15 992	8	—	—	—	—	3	4	1		
452110	Department stores	1 105	3 848	15 992	8	—	—	—	—	3	4	1		
4529	Other general merchandise stores	951	3 701	15 824	14	4	1	2	3	—	4	—		
45291	Warehouse clubs & superstores	840	3 460	14 599	4	—	—	—	—	—	4	—		
452910	Warehouse clubs & superstores	840	3 460	14 599	4	—	—	—	—	—	4	—		
45299	All other general merchandise stores	111	241	1 225	10	4	1	2	3	—	—	—		
452990	All other general merchandise stores	111	241	1 225	10	4	1	2	3	—	—	—		
453	Miscellaneous store retailers	683	2 051	8 628	70	39	12	9	9	—	1	—		
4532	Office supplies, stationery & gift stores	402	1 287	5 401	20	7	3	4	5	—	1	—		
45321	Office supplies & stationery stores	354	1 196	5 019	10	1	—	4	4	—	1	—		
453210	Office supplies & stationery stores	354	1 196	5 019	10	1	—	4	4	—	1	—		
4539	Other miscellaneous store retailers	147	458	1 896	22	14	3	2	3	—	—	—		
454	Nonstore retailers	222	1 147	4 553	35	22	9	1	3	—	—	—		
4543	Direct selling establishments	140	772	2 946	20	14	3	1	2	—	—	—		
45439	Other direct selling establishments	140	772	2 946	20	14	3	1	2	—	—	—		
454390	Other direct selling establishments	140	772	2 946	20	14	3	1	2	—	—	—		

See footnotes at end of table.



**Table 6. Counties—Employees, Payroll, and Establishments by Industry: 2001—Con.**

[Excludes most government employees, railroad employees, and self-employed persons. Size class 1 to 4 includes establishments with payroll, but no employees, during mid-March pay period. (D) denotes figures withheld to avoid disclosing data for individual companies; the data are included in broader industry totals. Detailed industries with 100 or more employees are shown if industry was not a (D). For explanation of terms, abbreviations, and data reliability/comparability, see introductory text]

NAICS code	Industry	Number of employees for week including March 12	Payroll (\$1,000)		Total number of establishments	Number of establishments by employment-size class								
			First quarter	Annual		1 to 4	5 to 9	10 to 19	20 to 49	50 to 99	100 to 249	250 to 499	500 to 999	1,000 or more
<b>DAVIS—Con.</b>														
<b>48-49</b>	<b>Transportation &amp; warehousing</b>	<b>2 342</b>	<b>16 688</b>	<b>71 021</b>	<b>132</b>	<b>70</b>	<b>19</b>	<b>17</b>	<b>13</b>	<b>9</b>	<b>3</b>	<b>1</b>		
484	Truck transportation	1 442	10 795	47 190	89	51	14	10	7	4	2	1		
4841	General freight trucking	644	5 023	21 742	39	24	6	3	3	2		1		
48412	General freight trucking, long-distance	638	4 995	21 584	33	18	6	3	3	2		1		
4842	Specialized freight trucking	798	5 772	25 448	50	27	8	7	4	2	2			
48421	Used household & office goods moving	(C)	(D)	(D)	3	1				1	1			
48422	Specialized freight (exc used) trucking, local	(C)	(D)	(D)	25	15	5	3	1	1				
48423	Specialized freight (exc used) trucking, LDist	399	3 449	13 739	22	11	3	4	3		1			
484230	Specialized freight (exc used) trucking, LDist	399	3 449	13 739	22	11	3	4	3		1			
488	Transportation support activities	486	3 390	13 308	23	10	4	4	2	2	1			
4881	Air transportation support activities	(C)	(D)	(D)	3	1		1			1			
48819	Other air transportation support activities	(C)	(D)	(D)	2	1					1			
4884	Road transportation support activities	193	924	3 156	10	6	1	1		2				
48849	Other road transportation support activities	(C)	(D)	(D)	3	1				2				
492	Couriers & messengers	180	867	3 854	8	3	1	1	1	2				
4921	Couriers	(C)	(D)	(D)	3	1			1	1				
49211	Couriers	(C)	(D)	(D)	3	1			1	1				
493	Warehousing & storage	189	1 406	5 754	7	3		1	2	1				
4931	Warehousing & storage	189	1 406	5 754	7	3		1	2	1				
49312	Refrigerated warehousing & storage	(C)	(D)	(D)	2				1	1				
<b>51</b>	<b>Information</b>	<b>736</b>	<b>5 616</b>	<b>24 413</b>	<b>74</b>	<b>46</b>	<b>9</b>	<b>8</b>	<b>8</b>	<b>3</b>				
511	Publishing industries	303	3 105	12 474	22	13	2	3	2	2				
5112	Software publishers	218	2 553	10 249	12	5	2	3		2				
51121	Software publishers	218	2 553	10 249	12	5	2	3		2				
511210	Software publishers	218	2 553	10 249	12	5	2	3		2				
512	Motion picture & sound recording industries	178	353	1 460	12	7		1	3	1				
5121	Motion picture & video industries	(C)	(D)	(D)	11	6		1	3	1				
51213	Motion picture & video exhibition	174	346	1 337	6	1		1	3	1				
512131	Motion picture theaters (except drive-ins)	174	346	1 337	6	1		1	3	1				
513	Broadcasting & telecommunications	160	1 682	7 272	29	18	7	3	1					
5133	Telecommunications	156	1 643	7 107	26	15	7	3	1					
51331	Wired telecommunications carriers	112	1 214	5 247	18	10	5	2	1					
513310	Wired telecommunications carriers	112	1 214	5 247	18	10	5	2	1					
<b>52</b>	<b>Finance &amp; insurance</b>	<b>2 435</b>	<b>14 739</b>	<b>63 019</b>	<b>308</b>	<b>194</b>	<b>80</b>	<b>23</b>	<b>6</b>	<b>3</b>	<b>1</b>		<b>1</b>	
522	Credit intermediation & related activities	1 843	11 067	46 950	156	71	58	21	3	1	1		1	
5221	Depository credit intermediation	830	5 496	21 832	74	10	42	18	2	1	1			
52211	Commercial banking	565	4 107	15 845	46	6	28	10		1	1			
522110	Commercial banking	565	4 107	15 845	46	6	28	10		1	1			
52213	Credit unions	(C)	(D)	(D)	25	3	13	7	2					
5222	Nondepository credit intermediation	918	4 909	22 312	47	32	12	1	1				1	
52222	Sales financing	(F)	(D)	(D)	7	5	1						1	
52229	Other nondepository credit intermediation	(C)	(D)	(D)	40	27	11	1	1					
522292	Real estate credit	114	1 199	6 369	27	17	9		1					
524	Insurance carriers & related activities	500	3 119	13 526	97	72	18	2	3	2				
5241	Insurance carriers	191	1 212	4 478	15	8	3	1	2	1				
52412	Other direct insurance carriers	(C)	(D)	(D)	12	7	2	1	1	1				
5242	Agencies & other insurance related activities	309	1 907	9 048	82	64	15	1	1	1				
52421	Insurance agencies & brokerages	(C)	(D)	(D)	76	59	15	1	1					
<b>53</b>	<b>Real estate &amp; rental &amp; leasing</b>	<b>815</b>	<b>3 971</b>	<b>16 819</b>	<b>220</b>	<b>157</b>	<b>38</b>	<b>23</b>	<b>2</b>					
531	Real estate	491	2 404	10 216	171	136	24	10	1					
5311	Lessors of real estate	243	912	4 221	54	38	8	7	1					
53111	Lessors of residential buildings & dwellings	126	357	1 813	27	18	6	3						
531110	Lessors of residential buildings & dwellings	126	357	1 813	27	18	6	3						
5312	Offices of real estate agents & brokers	124	860	3 255	67	57	9	1						
53121	Offices of real estate agents & brokers	124	860	3 255	67	57	9	1						
531210	Offices of real estate agents & brokers	124	860	3 255	67	57	9	1						
5313	Activities related to real estate	124	632	2 740	50	41	7	2						
532	Rental & leasing services	(E)	(D)	(D)	45	18	13	13	1					
5322	Consumer goods rental	198	578	2 484	24	8	5	11						
53223	Video tape & disc rental	148	278	1 282	15	2	4	9						
532230	Video tape & disc rental	148	278	1 282	15	2	4	9						
<b>54</b>	<b>Professional, scientific &amp; technical services</b>	<b>2 881</b>	<b>27 737</b>	<b>115 664</b>	<b>494</b>	<b>366</b>	<b>63</b>	<b>43</b>	<b>16</b>	<b>2</b>	<b>3</b>	<b>1</b>		
541	Professional, scientific & technical services	2 881	27 737	115 664	494	366	63	43	16	2	3	1		
5411	Legal services	196	1 262	5 872	60	50	7	1	2					
54111	Offices of lawyers	125	805	3 799	48	44	2	1	1					
541110	Offices of lawyers	125	805	3 799	48	44	2	1	1					
5412	Accounting, tax prep, bookkeep, payroll services	357	1 536	6 826	69	54	10	3	1		1			
54121	Accounting, tax prep, bookkeep, payroll services	357	1 536	6 826	69	54	10	3	1		1			
541214	Payroll services	174	774	3 524	5	3		1			1			
5413	Architectural, engineering & related services	513	5 141	22 943	92	61	18	8	4	1				
54133	Engineering services	391	4 333	18 969	56	33	13	6	3	1				
541330	Engineering services	391	4 333	18 969	56	33	13	6	3	1				

See footnotes at end of table.

**Table 6. Counties—Employees, Payroll, and Establishments by Industry: 2001—Con.**

[Excludes most government employees, railroad employees, and self-employed persons. Size class 1 to 4 includes establishments with payroll, but no employees, during mid-March pay period. (D) denotes figures withheld to avoid disclosing data for individual companies; the data are included in broader industry totals. Detailed industries with 100 or more employees are shown if industry was not a (D). For explanation of terms, abbreviations, and data reliability/comparability, see introductory text]

NAICS code	Industry	Number of employees for week including March 12	Payroll (\$1,000)		Total number of establishments	Number of establishments by employment-size class									
			First quarter	Annual		1 to 4	5 to 9	10 to 19	20 to 49	50 to 99	100 to 249	250 to 499	500 to 999	1,000 or more	
<b>DAVIS—Con.</b>															
<b>54</b>	<b>Professional, scientific &amp; technical services—Con.</b>														
541	Professional, scientific & technical services—Con.														
5415	Computer systems design & related services . . .	653	6 552	29 472	82	55	9	11	5	—	2	—	—	—	
54151	Computer systems design & related services . . .	653	6 552	29 472	82	55	9	11	5	—	2	—	—	—	
541511	Custom computer programming services . . .	244	3 031	12 974	38	26	3	6	3	—	—	—	—	—	
541512	Computer systems design services . . . . .	352	2 892	13 684	22	12	3	3	2	—	2	—	—	—	
5416	Management, sci & tech consulting services . . .	676	9 570	34 874	98	84	10	2	—	1	—	1	—	—	
54161	Management consulting services . . . . .	625	9 077	32 191	71	61	6	2	—	1	—	1	—	—	
541613	Marketing consulting services . . . . .	120	379	2 707	16	13	2	—	—	1	—	—	—	—	
5418	Advertising & related services . . . . .	102	1 155	5 038	22	17	2	2	1	—	—	—	—	—	
5419	Oth professional, scientific, technical services . .	273	1 364	5 837	42	23	4	13	2	—	—	—	—	—	
54194	Veterinary services . . . . .	168	690	3 105	16	3	2	10	1	—	—	—	—	—	
541940	Veterinary services . . . . .	168	690	3 105	16	3	2	10	1	—	—	—	—	—	
<b>55</b>	<b>Management of companies &amp; enterprises . . . . .</b>	<b>563</b>	<b>7 748</b>	<b>26 533</b>	<b>22</b>	<b>8</b>	<b>5</b>	<b>2</b>	<b>2</b>	<b>4</b>	<b>1</b>	—	—	—	
551	Management of companies & enterprises . . . . .	563	7 748	26 533	22	8	5	2	2	4	1	—	—	—	
5511	Management of companies & enterprises . . . . .	563	7 748	26 533	22	8	5	2	2	4	1	—	—	—	
55111	Management of companies & enterprises . . . . .	563	7 748	26 533	22	8	5	2	2	4	1	—	—	—	
551114	Corp, subsidiary & regional managing offices . . . . .	558	7 694	26 349	18	4	5	2	2	4	1	—	—	—	
<b>56</b>	<b>Admin, support, waste mgmt, remediation services . . . . .</b>	<b>3 231</b>	<b>15 276</b>	<b>64 524</b>	<b>278</b>	<b>167</b>	<b>49</b>	<b>32</b>	<b>18</b>	<b>7</b>	<b>4</b>	<b>1</b>	—	—	
561	Administrative & support services . . . . .	3 055	13 885	58 060	266	163	46	31	14	7	4	1	—	—	
5611	Office administrative services . . . . .	210	1 365	5 588	39	25	6	7	1	—	—	—	—	—	
56111	Office administrative services . . . . .	210	1 365	5 588	39	25	6	7	1	—	—	—	—	—	
561110	Office administrative services . . . . .	210	1 365	5 588	39	25	6	7	1	—	—	—	—	—	
5612	Facilities support services . . . . .	(C)	(D)	(D)	2	1	—	—	—	—	1	—	—	—	
56121	Facilities support services . . . . .	(C)	(D)	(D)	2	1	—	—	—	—	1	—	—	—	
5613	Employment services . . . . .	1 253	5 353	21 128	21	3	1	4	6	4	3	—	—	—	
56132	Temporary help services . . . . .	909	3 626	13 526	12	—	—	3	4	3	2	—	—	—	
561320	Temporary help services . . . . .	909	3 626	13 526	12	—	—	3	4	3	2	—	—	—	
56133	Employee leasing services . . . . .	(E)	(D)	(D)	4	—	—	1	1	1	1	—	—	—	
5614	Business support services . . . . .	487	1 559	6 192	31	18	8	4	—	—	—	1	—	—	
56142	Telephone call centers . . . . .	(E)	(D)	(D)	1	—	—	—	—	—	—	1	—	—	
5615	Travel arrangement & reservation services . . . .	128	847	3 110	22	13	4	4	1	—	—	—	—	—	
56151	Travel agencies . . . . .	100	538	2 333	16	9	3	3	1	—	—	—	—	—	
561510	Travel agencies . . . . .	100	538	2 333	16	9	3	3	1	—	—	—	—	—	
5616	Investigation & security services . . . . .	114	883	3 940	8	5	—	1	2	—	—	—	—	—	
56161	Investigation, guard & armored car services . .	(C)	(D)	(D)	6	3	—	1	2	—	—	—	—	—	
5617	Services to buildings & dwellings . . . . .	698	2 844	12 836	131	91	24	9	4	3	—	—	—	—	
56172	Janitorial services . . . . .	349	1 531	5 437	50	32	10	4	2	2	—	—	—	—	
561720	Janitorial services . . . . .	349	1 531	5 437	50	32	10	4	2	2	—	—	—	—	
56173	Landscaping services . . . . .	242	816	5 483	58	43	11	3	—	1	—	—	—	—	
561730	Landscaping services . . . . .	242	816	5 483	58	43	11	3	—	1	—	—	—	—	
562	Waste management & remediation services . . . . .	176	1 391	6 464	12	4	3	1	4	—	—	—	—	—	
<b>61</b>	<b>Educational services . . . . .</b>	<b>368</b>	<b>1 775</b>	<b>8 072</b>	<b>45</b>	<b>26</b>	<b>7</b>	<b>6</b>	<b>5</b>	<b>1</b>	—	—	—	—	
611	Educational services . . . . .	368	1 775	8 072	45	26	7	6	5	1	—	—	—	—	
6115	Technical & trade schools . . . . .	100	745	3 907	7	3	—	1	3	—	—	—	—	—	
61151	Technical & trade schools . . . . .	100	745	3 907	7	3	—	1	3	—	—	—	—	—	
6116	Other schools & instruction . . . . .	(C)	(D)	(D)	26	15	4	5	2	—	—	—	—	—	
<b>62</b>	<b>Health care and social assistance . . . . .</b>	<b>8 279</b>	<b>47 442</b>	<b>210 962</b>	<b>420</b>	<b>202</b>	<b>100</b>	<b>56</b>	<b>35</b>	<b>9</b>	<b>10</b>	<b>5</b>	<b>3</b>	—	
621	Ambulatory health care services . . . . .	3 622	23 212	114 258	338	182	90	36	21	3	3	3	—	—	
6211	Offices of physicians . . . . .	1 619	11 454	65 352	112	56	29	16	6	1	2	2	—	—	
62111	Offices of physicians . . . . .	1 619	11 454	65 352	112	56	29	16	6	1	2	2	—	—	
621111	Offices of physicians (exc mental health) . . .	1 612	11 413	65 169	109	54	28	16	6	1	2	2	—	—	
6212	Offices of dentists . . . . .	625	3 846	19 093	118	57	44	14	3	—	—	—	—	—	
62121	Offices of dentists . . . . .	625	3 846	19 093	118	57	44	14	3	—	—	—	—	—	
621210	Offices of dentists . . . . .	625	3 846	19 093	118	57	44	14	3	—	—	—	—	—	
6213	Offices of other health practitioners . . . . .	362	1 736	6 982	83	62	15	3	3	—	—	—	—	—	
62134	Offices of PT, OT, speech therapy & audiology . . . . .	182	1 026	3 217	13	5	3	2	3	—	—	—	—	—	
621340	Offices of PT, OT, speech therapy & audiology . . . . .	182	1 026	3 217	13	5	3	2	3	—	—	—	—	—	
6214	Outpatient care centers . . . . .	332	1 897	7 791	13	4	2	2	3	1	1	—	—	—	
62142	Outpatient mental health, substance abuse ctrs . . . . .	(E)	(D)	(D)	8	2	—	2	2	1	1	—	—	—	
6215	Medical & diagnostic laboratories . . . . .	(C)	(D)	(D)	5	3	—	—	1	1	—	—	—	—	
62151	Medical & diagnostic laboratories . . . . .	(C)	(D)	(D)	5	3	—	—	1	1	—	—	—	—	
6216	Home health care services . . . . .	(F)	(D)	(D)	5	—	—	—	4	—	—	1	—	—	
62161	Home health care services . . . . .	(F)	(D)	(D)	5	—	—	—	4	—	—	1	—	—	
622	Hospitals . . . . .	2 188	12 956	53 521	7	—	—	—	—	1	3	1	2	—	
6221	General medical & surgical hospitals . . . . .	(G)	(D)	(D)	3	—	—	—	—	1	—	—	2	—	
62211	General medical & surgical hospitals . . . . .	(G)	(D)	(D)	3	—	—	—	—	1	—	—	2	—	
6222	Psychiatric & substance abuse hospitals . . . . .	(E)	(D)	(D)	2	—	—	—	—	—	2	—	—	—	
62221	Psychiatric & substance abuse hospitals . . . . .	(E)	(D)	(D)	2	—	—	—	—	—	2	—	—	—	
6223	Other specialty hospitals . . . . .	(F)	(D)	(D)	2	—	—	—	—	—	1	1	—	—	
62231	Other specialty hospitals . . . . .	(F)	(D)	(D)	2	—	—	—	—	—	1	1	—	—	

See footnotes at end of table.

**Table 6. Counties—Employees, Payroll, and Establishments by Industry: 2001—Con.**

[Excludes most government employees, railroad employees, and self-employed persons. Size class 1 to 4 includes establishments with payroll, but no employees, during mid-March pay period. (D) denotes figures withheld to avoid disclosing data for individual companies; the data are included in broader industry totals. Detailed industries with 100 or more employees are shown if industry was not a (D). For explanation of terms, abbreviations, and data reliability/comparability, see introductory text]

NAICS code	Industry	Number of employees for week including March 12	Payroll (\$1,000)		Total number of establishments	Number of establishments by employment-size class									
			First quarter	Annual		1 to 4	5 to 9	10 to 19	20 to 49	50 to 99	100 to 249	250 to 499	500 to 999	1,000 or more	
<b>DAVIS—Con.</b>															
<b>62</b>	<b>Health care and social assistance—Con.</b>														
623	Nursing & residential care facilities .....	1 335	6 535	24 450	26	2	2	7	6	5	3	1	—	—	
6231	Nursing care facilities.....	637	3 339	12 433	8	1	—	—	2	2	3	—	—	—	
62311	Nursing care facilities.....	637	3 339	12 433	8	1	—	—	2	2	3	—	—	—	
623110	Nursing care facilities.....	637	3 339	12 433	8	1	—	—	2	2	3	—	—	—	
6232	Residential mental retardation, health facil .....	(E)	(D)	(D)	12	—	1	7	2	2	—	—	—	—	
62321	Residential mental retardation facilities .....	(C)	(D)	(D)	10	—	1	6	2	1	—	—	—	—	
6233	Community care facilities for the elderly.....	(E)	(D)	(D)	6	1	1	—	2	1	—	1	—	—	
62331	Community care facilities for the elderly.....	(E)	(D)	(D)	6	1	1	—	2	1	—	1	—	—	
624	Social assistance .....	1 134	4 739	18 733	49	18	8	13	8	—	1	—	1	—	
6241	Individual & family services.....	(C)	(D)	(D)	16	9	2	3	1	—	1	—	—	—	
62419	Other individual & family services .....	(C)	(D)	(D)	10	6	1	1	1	—	1	—	—	—	
6243	Vocational rehabilitation services .....	(F)	(D)	(D)	1	—	—	—	—	—	—	—	1	—	
62431	Vocational rehabilitation services .....	(F)	(D)	(D)	1	—	—	—	—	—	—	—	1	—	
6244	Child day care services .....	360	791	3 251	31	9	6	9	7	—	—	—	—	—	
62441	Child day care services .....	360	791	3 251	31	9	6	9	7	—	—	—	—	—	
624410	Child day care services .....	360	791	3 251	31	9	6	9	7	—	—	—	—	—	
<b>71</b>	<b>Arts, entertainment &amp; recreation .....</b>	<b>681</b>	<b>2 192</b>	<b>15 750</b>	<b>55</b>	<b>33</b>	<b>9</b>	<b>5</b>	<b>5</b>	<b>2</b>	<b>—</b>	<b>1</b>	<b>—</b>	<b>—</b>	
713	Amusement, gambling & recreation industries ....	(F)	(D)	(D)	39	21	7	4	4	2	—	1	—	—	
7131	Amusement parks & arcades .....	(E)	(D)	(D)	3	1	—	1	—	—	—	1	—	—	
71311	Amusement & theme parks .....	(E)	(D)	(D)	2	1	—	—	—	—	—	1	—	—	
7139	Other amusement & recreation industries .....	(E)	(D)	(D)	35	20	6	3	4	2	—	—	—	—	
71394	Fitness & recreational sports centers .....	(C)	(D)	(D)	21	15	4	—	2	—	—	—	—	—	
<b>72</b>	<b>Accommodation &amp; food services .....</b>	<b>5 843</b>	<b>12 755</b>	<b>52 471</b>	<b>294</b>	<b>63</b>	<b>57</b>	<b>69</b>	<b>83</b>	<b>20</b>	<b>2</b>	<b>—</b>	<b>—</b>	<b>—</b>	
721	Accommodation .....	316	713	3 148	19	7	1	5	5	1	—	—	—	—	
7211	Traveler accommodation.....	(E)	(D)	(D)	15	5	1	4	4	1	—	—	—	—	
72111	Hotels (exc casino hotels) & motels .....	281	626	2 591	14	4	1	4	4	1	—	—	—	—	
721110	Hotels (exc casino hotels) & motels .....	281	626	2 591	14	4	1	4	4	1	—	—	—	—	
722	Food services & drinking places .....	5 527	12 042	49 323	275	56	56	64	78	19	2	—	—	—	
7221	Full-service restaurants .....	2 383	5 722	22 544	82	17	18	7	25	13	2	—	—	—	
72211	Full-service restaurants .....	2 383	5 722	22 544	82	17	18	7	25	13	2	—	—	—	
722110	Full-service restaurants .....	2 383	5 722	22 544	82	17	18	7	25	13	2	—	—	—	
7222	Limited-service eating places .....	3 029	5 936	25 252	176	31	32	55	52	6	—	—	—	—	
72221	Limited-service eating places .....	3 029	5 936	25 252	176	31	32	55	52	6	—	—	—	—	
722211	Limited-service restaurants.....	2 725	5 289	22 456	150	23	26	47	49	5	—	—	—	—	
<b>81</b>	<b>Other services (except public administration) .....</b>	<b>1 918</b>	<b>9 035</b>	<b>37 868</b>	<b>348</b>	<b>208</b>	<b>92</b>	<b>32</b>	<b>14</b>	<b>2</b>	<b>—</b>	<b>—</b>	<b>—</b>	<b>—</b>	
811	Repair & maintenance .....	970	6 236	25 552	185	117	47	12	7	2	—	—	—	—	
8111	Automotive repair & maintenance .....	691	3 794	16 098	139	88	35	11	4	1	—	—	—	—	
81111	Automotive mechanical & electrical R&M.....	288	1 750	7 452	61	38	15	7	1	—	—	—	—	—	
811111	General automotive repair .....	232	1 381	5 854	50	33	10	6	1	—	—	—	—	—	
81112	Automotive body, paint, interior & glass repair .....	220	1 400	5 996	44	31	8	3	1	1	—	—	—	—	
811121	Automotive body, paint & interior R&M.....	178	1 132	4 803	32	21	7	2	1	1	—	—	—	—	
81119	Other automotive R&M .....	183	644	2 650	34	19	12	1	2	—	—	—	—	—	
811192	Car washes .....	117	322	1 266	19	11	6	—	2	—	—	—	—	—	
8113	Commercial equipment (exc auto & elec) R&M .....	160	1 623	6 020	20	13	3	1	2	1	—	—	—	—	
81131	Commercial equipment (exc auto & elec) R&M .....	160	1 623	6 020	20	13	3	1	2	1	—	—	—	—	
811310	Commercial equipment (exc auto & elec) R&M .....	160	1 623	6 020	20	13	3	1	2	1	—	—	—	—	
812	Personal & laundry services .....	649	1 804	7 360	101	52	31	12	6	—	—	—	—	—	
8121	Personal care services .....	349	832	3 239	57	28	20	6	3	—	—	—	—	—	
81211	Hair, nail & skin care services .....	253	635	2 697	39	19	13	5	2	—	—	—	—	—	
812112	Beauty salons .....	241	603	2 567	35	16	12	5	2	—	—	—	—	—	
8123	Drycleaning & laundry services .....	222	679	2 715	23	8	8	4	3	—	—	—	—	—	
81232	Drycleaning & laundry services (exc coin-op) ..	187	460	1 885	17	5	6	3	3	—	—	—	—	—	
812320	Drycleaning & laundry services (exc coin-op) ..	187	460	1 885	17	5	6	3	3	—	—	—	—	—	
813	Religious, grantmaking, civic, prof & like organizations.....	299	995	4 956	62	39	14	8	1	—	—	—	—	—	
8131	Religious organizations .....	(C)	(D)	(D)	17	6	6	4	1	—	—	—	—	—	
81311	Religious organizations .....	(C)	(D)	(D)	17	6	6	4	1	—	—	—	—	—	
<b>95</b>	<b>Auxiliaries (exc corporate, subsidiary &amp; regional mgt) .....</b>	<b>1 613</b>	<b>8 829</b>	<b>34 432</b>	<b>14</b>	<b>3</b>	<b>1</b>	<b>3</b>	<b>3</b>	<b>1</b>	<b>—</b>	<b>2</b>	<b>1</b>	<b>—</b>	
<b>99</b>	<b>Unclassified establishments .....</b>	<b>(B)</b>	<b>(D)</b>	<b>(D)</b>	<b>49</b>	<b>48</b>	<b>1</b>	<b>—</b>	<b>—</b>	<b>—</b>	<b>—</b>	<b>—</b>	<b>—</b>	<b>—</b>	
<b>DUCHESNE</b>															
	<b>Total .....</b>	<b>3 146</b>	<b>17 158</b>	<b>76 323</b>	<b>391</b>	<b>230</b>	<b>80</b>	<b>52</b>	<b>21</b>	<b>6</b>	<b>1</b>	<b>1</b>	<b>—</b>	<b>—</b>	
<b>11</b>	<b>Forestry, fishing, hunting, and agriculture support .....</b>	<b>7</b>	<b>10</b>	<b>92</b>	<b>3</b>	<b>2</b>	<b>1</b>	<b>—</b>	<b>—</b>	<b>—</b>	<b>—</b>	<b>—</b>	<b>—</b>	<b>—</b>	

See footnotes at end of table.

**Table 6. Counties—Employees, Payroll, and Establishments by Industry: 2001—Con.**

[Excludes most government employees, railroad employees, and self-employed persons. Size class 1 to 4 includes establishments with payroll, but no employees, during mid-March pay period. (D) denotes figures withheld to avoid disclosing data for individual companies; the data are included in broader industry totals. Detailed industries with 100 or more employees are shown if industry was not a (D). For explanation of terms, abbreviations, and data reliability/comparability, see introductory text]

NAICS code	Industry	Number of employees for week including March 12	Payroll (\$1,000)		Total number of establishments	Number of establishments by employment-size class									
			First quarter	Annual		1 to 4	5 to 9	10 to 19	20 to 49	50 to 99	100 to 249	250 to 499	500 to 999	1,000 or more	
<b>DUCHESNE—Con.</b>															
<b>21</b>	<b>Mining</b> .....	<b>308</b>	<b>2 857</b>	<b>11 918</b>	<b>36</b>	<b>17</b>	<b>8</b>	<b>6</b>	<b>5</b>	—	—	—	—	—	
211	Oil & gas extraction .....	108	1 396	5 442	9	5	—	2	2	—	—	—	—	—	
2111	Oil & gas extraction .....	108	1 396	5 442	9	5	—	2	2	—	—	—	—	—	
21111	Oil & gas extraction .....	108	1 396	5 442	9	5	—	2	2	—	—	—	—	—	
211111	Crude petroleum & natural gas extraction ..	108	1 396	5 442	9	5	—	2	2	—	—	—	—	—	
213	Mining support activities .....	200	1 461	6 476	27	12	8	4	3	—	—	—	—	—	
2131	Mining support activities .....	200	1 461	6 476	27	12	8	4	3	—	—	—	—	—	
21311	Mining support activities .....	200	1 461	6 476	27	12	8	4	3	—	—	—	—	—	
<b>22</b>	<b>Utilities</b> .....	<b>73</b>	<b>696</b>	<b>2 846</b>	<b>11</b>	<b>9</b>	<b>1</b>	—	<b>1</b>	—	—	—	—	—	
<b>23</b>	<b>Construction</b> .....	<b>296</b>	<b>1 408</b>	<b>7 498</b>	<b>66</b>	<b>44</b>	<b>14</b>	<b>6</b>	<b>2</b>	—	—	—	—	—	
235	Special trade contractors .....	156	733	3 607	37	26	6	4	1	—	—	—	—	—	
2359	Other special trade contractors .....	103	555	2 599	11	5	1	4	1	—	—	—	—	—	
<b>31-33</b>	<b>Manufacturing</b> .....	<b>92</b>	<b>626</b>	<b>2 643</b>	<b>13</b>	<b>9</b>	<b>1</b>	<b>1</b>	<b>2</b>	—	—	—	—	—	
<b>42</b>	<b>Wholesale trade</b> .....	<b>126</b>	<b>701</b>	<b>3 349</b>	<b>18</b>	<b>8</b>	<b>5</b>	<b>3</b>	<b>2</b>	—	—	—	—	—	
<b>44-45</b>	<b>Retail trade</b> .....	<b>627</b>	<b>2 169</b>	<b>9 326</b>	<b>65</b>	<b>30</b>	<b>12</b>	<b>18</b>	<b>3</b>	<b>2</b>	—	—	—	—	
445	Food & beverage stores .....	254	722	2 764	9	2	1	3	1	2	—	—	—	—	
4451	Grocery stores .....	254	722	2 764	9	2	1	3	1	2	—	—	—	—	
44511	Grocery (except convenience) stores .....	249	712	2 687	6	—	—	3	1	2	—	—	—	—	
445110	Grocery (except convenience) stores .....	249	712	2 687	6	—	—	3	1	2	—	—	—	—	
447	Gasoline stations .....	157	310	1 343	18	5	5	7	1	—	—	—	—	—	
4471	Gasoline stations .....	157	310	1 343	18	5	5	7	1	—	—	—	—	—	
<b>48-49</b>	<b>Transportation &amp; warehousing</b> .....	<b>294</b>	<b>2 469</b>	<b>10 178</b>	<b>25</b>	<b>12</b>	<b>5</b>	<b>5</b>	<b>1</b>	<b>2</b>	—	—	—	—	
484	Truck transportation .....	(E)	(D)	(D)	21	11	4	3	1	2	—	—	—	—	
4842	Specialized freight trucking .....	229	1 789	7 325	16	8	3	3	—	2	—	—	—	—	
48423	Specialized freight (exc used) trucking, LDist ..	186	1 421	5 447	7	3	—	2	—	2	—	—	—	—	
484230	Specialized freight (exc used) trucking, LDist ..	186	1 421	5 447	7	3	—	2	—	2	—	—	—	—	
<b>51</b>	<b>Information</b> .....	<b>(C)</b>	<b>(D)</b>	<b>(D)</b>	<b>4</b>	<b>2</b>	—	—	<b>1</b>	<b>1</b>	—	—	—	—	
<b>52</b>	<b>Finance &amp; insurance</b> .....	<b>82</b>	<b>515</b>	<b>2 252</b>	<b>21</b>	<b>17</b>	<b>2</b>	<b>2</b>	—	—	—	—	—	—	
<b>53</b>	<b>Real estate &amp; rental &amp; leasing</b> .....	<b>52</b>	<b>250</b>	<b>1 026</b>	<b>16</b>	<b>13</b>	<b>1</b>	<b>2</b>	—	—	—	—	—	—	
<b>54</b>	<b>Professional, scientific &amp; technical services</b> .....	<b>57</b>	<b>215</b>	<b>1 205</b>	<b>18</b>	<b>13</b>	<b>5</b>	—	—	—	—	—	—	—	
<b>55</b>	<b>Management of companies &amp; enterprises</b> ..	<b>(A)</b>	<b>(D)</b>	<b>(D)</b>	<b>1</b>	—	—	<b>1</b>	—	—	—	—	—	—	
<b>56</b>	<b>Admin, support, waste mgt, remediation services</b> .....	<b>16</b>	<b>76</b>	<b>332</b>	<b>7</b>	<b>6</b>	<b>1</b>	—	—	—	—	—	—	—	
<b>61</b>	<b>Educational services</b> .....	<b>(A)</b>	<b>(D)</b>	<b>(D)</b>	<b>1</b>	—	<b>1</b>	—	—	—	—	—	—	—	
<b>62</b>	<b>Health care and social assistance</b> .....	<b>630</b>	<b>3 413</b>	<b>14 685</b>	<b>28</b>	<b>15</b>	<b>6</b>	<b>3</b>	<b>2</b>	—	<b>1</b>	<b>1</b>	—	—	
621	Ambulatory health care services .....	209	1 114	4 843	19	12	4	2	—	—	1	—	—	—	
6213	Offices of other health practitioners .....	166	828	3 527	6	3	1	1	—	—	1	—	—	—	
62133	Offices of other mental health practitioners ...	(C)	(D)	(D)	1	—	—	—	—	—	1	—	—	—	
622	Hospitals .....	(E)	(D)	(D)	1	—	—	—	—	—	—	1	—	—	
6221	General medical & surgical hospitals .....	(E)	(D)	(D)	1	—	—	—	—	—	—	1	—	—	
62211	General medical & surgical hospitals .....	(E)	(D)	(D)	1	—	—	—	—	—	—	1	—	—	
<b>71</b>	<b>Arts, entertainment &amp; recreation</b> .....	<b>(A)</b>	<b>(D)</b>	<b>(D)</b>	<b>3</b>	<b>2</b>	<b>1</b>	—	—	—	—	—	—	—	
<b>72</b>	<b>Accommodation &amp; food services</b> .....	<b>260</b>	<b>445</b>	<b>1 894</b>	<b>28</b>	<b>12</b>	<b>8</b>	<b>5</b>	<b>2</b>	<b>1</b>	—	—	—	—	
722	Food services & drinking places .....	168	281	956	20	8	7	3	2	—	—	—	—	—	
<b>81</b>	<b>Other services (except public administration)</b> .....	<b>78</b>	<b>302</b>	<b>1 437</b>	<b>22</b>	<b>15</b>	<b>7</b>	—	—	—	—	—	—	—	
<b>95</b>	<b>Auxiliaries (exc corporate, subsidiary &amp; regional mgt)</b> .....	<b>(A)</b>	<b>(D)</b>	<b>(D)</b>	<b>1</b>	—	<b>1</b>	—	—	—	—	—	—	—	
<b>99</b>	<b>Unclassified establishments</b> .....	<b>2</b>	<b>11</b>	<b>72</b>	<b>4</b>	<b>4</b>	—	—	—	—	—	—	—	—	
<b>EMERY</b>															
	<b>Total</b> .....	<b>2 852</b>	<b>25 053</b>	<b>106 034</b>	<b>180</b>	<b>98</b>	<b>33</b>	<b>28</b>	<b>12</b>	<b>2</b>	<b>5</b>	<b>2</b>	—	—	
<b>21</b>	<b>Mining</b> .....	<b>798</b>	<b>10 583</b>	<b>40 360</b>	<b>10</b>	<b>3</b>	<b>4</b>	—	—	—	<b>2</b>	<b>1</b>	—	—	
212	Mining (except oil & gas) .....	(F)	(D)	(D)	6	—	3	—	—	—	2	1	—	—	
2121	Coal mining .....	767	10 396	39 467	4	—	1	—	—	—	2	1	—	—	
21211	Coal mining .....	767	10 396	39 467	4	—	1	—	—	—	2	1	—	—	
212112	Bituminous coal underground mining .....	767	10 396	39 467	4	—	1	—	—	—	2	1	—	—	
<b>22</b>	<b>Utilities</b> .....	<b>(E)</b>	<b>(D)</b>	<b>(D)</b>	<b>5</b>	<b>2</b>	<b>1</b>	—	—	—	<b>2</b>	—	—	—	
221	Utilities .....	(E)	(D)	(D)	5	2	1	—	—	—	2	—	—	—	
2211	Elec pwr generation, transmsn & distribution ...	(E)	(D)	(D)	4	1	1	—	—	—	2	—	—	—	
22111	Electric power generation .....	(E)	(D)	(D)	2	—	—	—	—	—	2	—	—	—	
<b>23</b>	<b>Construction</b> .....	<b>539</b>	<b>3 370</b>	<b>16 667</b>	<b>25</b>	<b>15</b>	<b>4</b>	<b>4</b>	—	—	<b>1</b>	<b>1</b>	—	—	
234	Heavy construction .....	474	3 120	15 054	9	4	2	1	—	—	1	1	—	—	
2341	Highway, street, bridge & tunnel construction ...	(C)	(D)	(D)	2	1	—	—	—	—	1	—	—	—	
23411	Highway & street construction .....	(C)	(D)	(D)	2	1	—	—	—	—	1	—	—	—	
2349	Other heavy construction .....	(E)	(D)	(D)	7	3	2	1	—	—	—	1	—	—	
23492	Pwr, communication transmsn line construction .....	(E)	(D)	(D)	1	—	—	—	—	—	—	1	—	—	

See footnotes at end of table.

**Table 6. Counties—Employees, Payroll, and Establishments by Industry: 2001—Con.**

[Excludes most government employees, railroad employees, and self-employed persons. Size class 1 to 4 includes establishments with payroll, but no employees, during mid-March pay period. (D) denotes figures withheld to avoid disclosing data for individual companies; the data are included in broader industry totals. Detailed industries with 100 or more employees are shown if industry was not a (D). For explanation of terms, abbreviations, and data reliability/comparability, see introductory text]

NAICS code	Industry	Number of employees for week including March 12	Payroll (\$1,000)		Total number of establishments	Number of establishments by employment-size class								
			First quarter	Annual		1 to 4	5 to 9	10 to 19	20 to 49	50 to 99	100 to 249	250 to 499	500 to 999	1,000 or more
<b>EMERY—Con.</b>														
31-33	<b>Manufacturing</b> .....	(B)	(D)	(D)	5	2	2	1	—	—	—	—	—	—
42	<b>Wholesale trade</b> .....	15	140	778	6	5	1	—	—	—	—	—	—	—
44-45	<b>Retail trade</b> .....	377	1 054	4 452	41	19	8	8	6	—	—	—	—	—
447	Gasoline stations .....	183	476	1 962	15	5	4	2	4	—	—	—	—	—
4471	Gasoline stations .....	183	476	1 962	15	5	4	2	4	—	—	—	—	—
44711	Gasoline stations with convenience stores ..	103	206	904	10	3	4	1	2	—	—	—	—	—
447110	Gasoline stations with convenience stores .	103	206	904	10	3	4	1	2	—	—	—	—	—
48-49	<b>Transportation &amp; warehousing</b> .....	(B)	(D)	(D)	8	6	—	2	—	—	—	—	—	—
51	<b>Information</b> .....	(B)	(D)	(D)	3	1	—	—	2	—	—	—	—	—
52	<b>Finance &amp; insurance</b> .....	(B)	(D)	(D)	8	5	3	—	—	—	—	—	—	—
53	<b>Real estate &amp; rental &amp; leasing</b> .....	(A)	(D)	(D)	2	2	—	—	—	—	—	—	—	—
54	<b>Professional, scientific &amp; technical services</b> .....	110	430	1 482	7	3	1	2	—	1	—	—	—	—
541	Professional, scientific & technical services .....	110	430	1 482	7	3	1	2	—	1	—	—	—	—
56	<b>Admin, support, waste mgt, remediation services</b> .....	82	247	1 015	7	5	1	—	—	1	—	—	—	—
62	<b>Health care and social assistance</b> .....	56	269	1 249	9	4	2	3	—	—	—	—	—	—
71	<b>Arts, entertainment &amp; recreation</b> .....	(A)	(D)	(D)	1	1	—	—	—	—	—	—	—	—
72	<b>Accommodation &amp; food services</b> .....	176	298	1 790	23	12	2	7	2	—	—	—	—	—
722	Food services & drinking places .....	(C)	(D)	(D)	13	6	2	3	2	—	—	—	—	—
81	<b>Other services (except public administration)</b> .....	102	835	3 711	19	12	4	1	2	—	—	—	—	—
99	<b>Unclassified establishments</b> .....	(A)	(D)	(D)	1	1	—	—	—	—	—	—	—	—
<b>GARFIELD</b>														
	<b>Total</b> .....	1 044	4 228	22 383	138	91	28	14	1	1	2	1	—	—
11	<b>Forestry, fishing, hunting, and agriculture support</b> .....	(A)	(D)	(D)	1	1	—	—	—	—	—	—	—	—
22	<b>Utilities</b> .....	(A)	(D)	(D)	3	2	—	1	—	—	—	—	—	—
23	<b>Construction</b> .....	51	209	965	17	12	4	1	—	—	—	—	—	—
31-33	<b>Manufacturing</b> .....	106	494	2 239	6	1	1	3	—	1	—	—	—	—
42	<b>Wholesale trade</b> .....	14	46	189	3	2	1	—	—	—	—	—	—	—
44-45	<b>Retail trade</b> .....	110	269	1 323	23	14	5	4	—	—	—	—	—	—
48-49	<b>Transportation &amp; warehousing</b> .....	(A)	(D)	(D)	4	3	1	—	—	—	—	—	—	—
51	<b>Information</b> .....	(C)	(D)	(D)	2	1	—	—	—	—	1	—	—	—
513	Broadcasting & telecommunications .....	(C)	(D)	(D)	1	—	—	—	—	—	1	—	—	—
5133	Telecommunications .....	(C)	(D)	(D)	1	—	—	—	—	—	1	—	—	—
51331	Wired telecommunications carriers .....	(C)	(D)	(D)	1	—	—	—	—	—	1	—	—	—
52	<b>Finance &amp; insurance</b> .....	21	97	408	6	4	2	—	—	—	—	—	—	—
53	<b>Real estate &amp; rental &amp; leasing</b> .....	(A)	(D)	(D)	2	2	—	—	—	—	—	—	—	—
54	<b>Professional, scientific &amp; technical services</b> .....	10	33	88	3	2	1	—	—	—	—	—	—	—
56	<b>Admin, support, waste mgt, remediation services</b> .....	(A)	(D)	(D)	5	4	1	—	—	—	—	—	—	—
62	<b>Health care and social assistance</b> .....	(C)	(D)	(D)	1	—	—	—	—	—	1	—	—	—
622	Hospitals .....	(C)	(D)	(D)	1	—	—	—	—	—	1	—	—	—
6221	General medical & surgical hospitals .....	(C)	(D)	(D)	1	—	—	—	—	—	1	—	—	—
62211	General medical & surgical hospitals .....	(C)	(D)	(D)	1	—	—	—	—	—	1	—	—	—
71	<b>Arts, entertainment &amp; recreation</b> .....	(A)	(D)	(D)	3	2	1	—	—	—	—	—	—	—
72	<b>Accommodation &amp; food services</b> .....	468	1 159	9 117	54	36	11	5	1	—	—	1	—	—
721	Accommodation .....	390	1 080	8 365	33	22	7	2	1	—	—	1	—	—
7211	Traveler accommodation .....	383	1 073	8 059	27	17	6	2	1	—	—	1	—	—
72111	Hotels (exc casino hotels) & motels .....	376	1 056	7 920	23	14	5	2	1	—	—	1	—	—
721110	Hotels (exc casino hotels) & motels .....	376	1 056	7 920	23	14	5	2	1	—	—	1	—	—
81	<b>Other services (except public administration)</b> .....	(A)	(D)	(D)	4	4	—	—	—	—	—	—	—	—
99	<b>Unclassified establishments</b> .....	(A)	(D)	(D)	1	1	—	—	—	—	—	—	—	—

See footnotes at end of table.

**Table 6. Counties—Employees, Payroll, and Establishments by Industry: 2001—Con.**

[Excludes most government employees, railroad employees, and self-employed persons. Size class 1 to 4 includes establishments with payroll, but no employees, during mid-March pay period. (D) denotes figures withheld to avoid disclosing data for individual companies; the data are included in broader industry totals. Detailed industries with 100 or more employees are shown if industry was not a (D). For explanation of terms, abbreviations, and data reliability/comparability, see introductory text]

NAICS code	Industry	Number of employees for week including March 12	Payroll (\$1,000)		Total number of establishments	Number of establishments by employment-size class									
			First quarter	Annual		1 to 4	5 to 9	10 to 19	20 to 49	50 to 99	100 to 249	250 to 499	500 to 999	1,000 or more	
<b>GRAND</b>															
	<b>Total .....</b>	<b>2 866</b>	<b>11 448</b>	<b>52 680</b>	<b>389</b>	<b>209</b>	<b>84</b>	<b>65</b>	<b>26</b>	<b>4</b>	<b>1</b>				
21	Mining .....	109	1 383	5 486	6	2	2	—	1	1	—	—	—	—	
22	Utilities .....	(B)	(D)	(D)	5	3	—	2	—	—	—	—	—	—	
23	Construction .....	232	1 083	4 211	50	28	14	8	—	—	—	—	—	—	
235	Special trade contractors .....	149	614	2 244	28	14	9	5	—	—	—	—	—	—	
31-33	Manufacturing .....	(B)	(D)	(D)	10	8	1	—	1	—	—	—	—	—	
42	Wholesale trade .....	80	518	2 151	14	8	3	2	1	—	—	—	—	—	
44-45	Retail trade .....	580	2 214	10 249	73	35	21	12	4	—	1	—	—	—	
445	Food & beverage stores .....	149	775	3 141	7	3	3	—	—	—	1	—	—	—	
4451	Grocery stores .....	(C)	(D)	(D)	5	3	1	—	—	—	1	—	—	—	
44511	Grocery (except convenience) stores .....	(C)	(D)	(D)	3	1	1	—	—	—	1	—	—	—	
451	Sporting goods, hobby, book & music stores .....	(C)	(D)	(D)	11	4	3	3	1	—	—	—	—	—	
48-49	Transportation & warehousing .....	41	352	1 171	14	10	3	1	—	—	—	—	—	—	
51	Information .....	59	278	1 054	9	4	1	4	—	—	—	—	—	—	
52	Finance & insurance .....	57	300	1 308	12	8	2	2	—	—	—	—	—	—	
53	Real estate & rental & leasing .....	74	240	1 180	19	14	2	2	1	—	—	—	—	—	
54	Professional, scientific & technical services .....	90	276	1 226	26	19	5	2	—	—	—	—	—	—	
55	Management of companies & enterprises .....	(A)	(D)	(D)	1	—	—	1	—	—	—	—	—	—	
56	Admin, support, waste mgt, remediation services .....	(B)	(D)	(D)	9	6	2	1	—	—	—	—	—	—	
61	Educational services .....	(B)	(D)	(D)	2	—	—	1	1	—	—	—	—	—	
62	Health care and social assistance .....	189	1 166	4 334	16	6	6	3	—	1	—	—	—	—	
71	Arts, entertainment & recreation .....	93	314	2 076	18	10	3	5	—	—	—	—	—	—	
72	Accommodation & food services .....	1 042	1 920	11 707	80	27	16	18	17	2	—	—	—	—	
721	Accommodation .....	368	704	4 351	35	11	9	9	6	—	—	—	—	—	
7211	Traveler accommodation .....	335	630	3 735	27	7	6	8	6	—	—	—	—	—	
72111	Hotels (exc casino hotels) & motels .....	304	595	3 506	23	5	5	7	6	—	—	—	—	—	
721110	Hotels (exc casino hotels) & motels .....	304	595	3 506	23	5	5	7	6	—	—	—	—	—	
722	Food services & drinking places .....	674	1 216	7 356	45	16	7	9	11	2	—	—	—	—	
7221	Full-service restaurants .....	457	813	5 319	26	8	2	8	6	2	—	—	—	—	
72211	Full-service restaurants .....	457	813	5 319	26	8	2	8	6	2	—	—	—	—	
722110	Full-service restaurants .....	457	813	5 319	26	8	2	8	6	2	—	—	—	—	
7222	Limited-service eating places .....	148	236	1 400	13	7	2	—	4	—	—	—	—	—	
72221	Limited-service eating places .....	148	236	1 400	13	7	2	—	4	—	—	—	—	—	
722211	Limited-service restaurants .....	138	229	1 323	10	5	1	—	4	—	—	—	—	—	
81	Other services (except public administration) .....	51	187	834	22	18	3	1	—	—	—	—	—	—	
99	Unclassified establishments .....	—	—	44	3	3	—	—	—	—	—	—	—	—	
<b>IRON</b>															
	<b>Total .....</b>	<b>9 276</b>	<b>41 511</b>	<b>172 294</b>	<b>887</b>	<b>517</b>	<b>166</b>	<b>120</b>	<b>58</b>	<b>12</b>	<b>10</b>	<b>3</b>	<b>1</b>	<b>—</b>	
11	Forestry, fishing, hunting, and agriculture support .....	(A)	(D)	(D)	1	1	—	—	—	—	—	—	—	—	
21	Mining .....	(A)	(D)	(D)	3	3	—	—	—	—	—	—	—	—	
22	Utilities .....	(B)	(D)	(D)	7	5	—	1	1	—	—	—	—	—	
23	Construction .....	675	3 118	14 920	161	119	25	11	6	—	—	—	—	—	
233	Building, developing & general contracting .....	228	1 081	5 263	74	57	14	3	—	—	—	—	—	—	
2332	Residential building construction .....	(C)	(D)	(D)	64	52	11	1	—	—	—	—	—	—	
23321	Single-family housing construction .....	162	675	3 435	60	48	11	1	—	—	—	—	—	—	
233210	Single-family housing construction .....	162	675	3 435	60	48	11	1	—	—	—	—	—	—	
234	Heavy construction .....	103	581	2 902	8	1	2	3	2	—	—	—	—	—	
235	Special trade contractors .....	344	1 456	6 755	79	61	9	5	4	—	—	—	—	—	
2355	Carpentry & floor contractors .....	(C)	(D)	(D)	10	6	—	2	2	—	—	—	—	—	
23551	Carpentry contractors .....	106	350	1 856	8	4	—	2	2	—	—	—	—	—	
235510	Carpentry contractors .....	106	350	1 856	8	4	—	2	2	—	—	—	—	—	
31-33	Manufacturing .....	1 360	10 317	39 324	44	12	13	8	6	1	3	1	—	—	
322	Paper mfg .....	(E)	(D)	(D)	2	—	—	—	1	—	—	1	—	—	
3222	Converted paper product mfg .....	(E)	(D)	(D)	2	—	—	—	1	—	—	1	—	—	
32223	Stationery product mfg .....	(E)	(D)	(D)	1	—	—	—	—	—	—	1	—	—	
325	Chemical mfg .....	(C)	(D)	(D)	1	—	—	—	—	—	1	—	—	—	
3251	Basic chemical mfg .....	(C)	(D)	(D)	1	—	—	—	—	—	1	—	—	—	
32518	Other basic inorganic chemical mfg .....	(C)	(D)	(D)	1	—	—	—	—	—	1	—	—	—	
332	Fabricated metal product mfg .....	124	733	3 140	8	2	2	2	2	—	—	—	—	—	
336	Transportation equipment mfg .....	(C)	(D)	(D)	2	—	1	—	—	—	1	—	—	—	
3364	Aerospace product & parts mfg .....	(C)	(D)	(D)	2	—	1	—	—	—	1	—	—	—	
33641	Aerospace product & parts mfg .....	(C)	(D)	(D)	2	—	1	—	—	—	1	—	—	—	
337	Furniture & related product mfg .....	173	2 026	4 831	6	1	2	2	—	—	1	—	—	—	
3372	Office furniture (including fixtures) mfg .....	(C)	(D)	(D)	1	—	—	—	—	—	1	—	—	—	
33721	Office furniture (including fixtures) mfg .....	(C)	(D)	(D)	1	—	—	—	—	—	1	—	—	—	

See footnotes at end of table.

**Table 6. Counties—Employees, Payroll, and Establishments by Industry: 2001—Con.**

[Excludes most government employees, railroad employees, and self-employed persons. Size class 1 to 4 includes establishments with payroll, but no employees, during mid-March pay period. (D) denotes figures withheld to avoid disclosing data for individual companies; the data are included in broader industry totals. Detailed industries with 100 or more employees are shown if industry was not a (D). For explanation of terms, abbreviations, and data reliability/comparability, see introductory text]

NAICS code	Industry	Number of employees for week including March 12	Payroll (\$1,000)		Total number of establishments	Number of establishments by employment-size class									
			First quarter	Annual		1 to 4	5 to 9	10 to 19	20 to 49	50 to 99	100 to 249	250 to 499	500 to 999	1,000 or more	
<b>IRON—Con.</b>															
<b>42</b>	<b>Wholesale trade</b> .....	<b>305</b>	<b>1 855</b>	<b>7 846</b>	<b>27</b>	<b>13</b>	<b>9</b>	—	<b>4</b>	—	<b>1</b>	—	—	—	
421	Wholesale trade, durable goods .....	105	718	2 593	16	7	7	—	2	—	—	—	—	—	
422	Wholesale trade, nondurable goods .....	200	1 137	5 253	11	6	2	—	2	—	<b>1</b>	—	—	—	
4227	Petroleum & petroleum products whse .....	(C)	(D)	(D)	2	—	—	—	1	—	<b>1</b>	—	—	—	
42271	Petroleum bulk stations & terminals .....	(C)	(D)	(D)	2	—	—	—	1	—	<b>1</b>	—	—	—	
<b>44-45</b>	<b>Retail trade</b> .....	<b>1 736</b>	<b>6 934</b>	<b>30 136</b>	<b>152</b>	<b>71</b>	<b>32</b>	<b>32</b>	<b>11</b>	<b>3</b>	<b>3</b>	—	—	—	
441	Motor vehicle & parts dealers .....	209	1 363	5 679	21	9	5	5	2	—	—	—	—	—	
4411	Automobile dealers .....	(C)	(D)	(D)	7	3	—	2	2	—	—	—	—	—	
44111	New car dealers .....	122	928	3 889	5	1	—	2	2	—	—	—	—	—	
441110	New car dealers .....	122	928	3 889	5	1	—	2	2	—	—	—	—	—	
444	Bldg material & garden equip & supp dealers .....	204	1 047	4 339	20	7	4	6	3	—	—	—	—	—	
4441	Building material & supplies dealers .....	168	898	3 695	17	6	4	4	3	—	—	—	—	—	
44419	Other building material dealers .....	151	800	3 312	13	3	4	3	3	—	—	—	—	—	
444190	Other building material dealers .....	151	800	3 312	13	3	4	3	3	—	—	—	—	—	
445	Food & beverage stores .....	362	1 116	4 316	12	4	1	4	—	1	2	—	—	—	
4451	Grocery stores .....	(E)	(D)	(D)	10	3	—	4	—	1	2	—	—	—	
44511	Grocery (except convenience) stores .....	267	1 007	3 899	6	1	—	3	—	—	2	—	—	—	
445110	Grocery (except convenience) stores .....	267	1 007	3 899	6	1	—	3	—	—	2	—	—	—	
447	Gasoline stations .....	239	710	2 818	20	6	5	6	2	1	—	—	—	—	
4471	Gasoline stations .....	239	710	2 818	20	6	5	6	2	1	—	—	—	—	
44711	Gasoline stations with convenience stores .....	130	288	1 085	13	4	3	5	1	—	—	—	—	—	
447110	Gasoline stations with convenience stores .....	130	288	1 085	13	4	3	5	1	—	—	—	—	—	
44719	Other gasoline stations .....	109	422	1 733	7	2	2	1	1	1	—	—	—	—	
447190	Other gasoline stations .....	109	422	1 733	7	2	2	1	1	1	—	—	—	—	
451	Sporting goods, hobby, book & music stores .....	121	308	1 167	18	12	1	4	1	—	—	—	—	—	
452	General merchandise stores .....	299	1 288	7 096	4	1	—	—	1	1	1	—	—	—	
4521	Department stores .....	(E)	(D)	(D)	2	—	—	—	—	1	1	—	—	—	
45211	Department stores .....	(E)	(D)	(D)	2	—	—	—	—	1	1	—	—	—	
<b>48-49</b>	<b>Transportation &amp; warehousing</b> .....	<b>173</b>	<b>1 103</b>	<b>4 770</b>	<b>34</b>	<b>25</b>	<b>5</b>	<b>2</b>	<b>2</b>	—	—	—	—	—	
484	Truck transportation .....	139	935	4 000	23	16	4	1	2	—	—	—	—	—	
<b>51</b>	<b>Information</b> .....	<b>144</b>	<b>921</b>	<b>3 804</b>	<b>23</b>	<b>12</b>	<b>6</b>	<b>5</b>	—	—	—	—	—	—	
<b>52</b>	<b>Finance &amp; insurance</b> .....	<b>384</b>	<b>2 036</b>	<b>8 864</b>	<b>50</b>	<b>29</b>	<b>9</b>	<b>9</b>	<b>1</b>	<b>2</b>	—	—	—	—	
522	Credit intermediation & related activities .....	261	1 275	5 661	21	9	4	6	—	2	—	—	—	—	
5221	Depository credit intermediation .....	164	1 002	4 384	11	1	3	6	—	1	—	—	—	—	
52211	Commercial banking .....	140	900	3 922	8	—	3	4	—	1	—	—	—	—	
522110	Commercial banking .....	140	900	3 922	8	—	3	4	—	1	—	—	—	—	
524	Insurance carriers & related activities .....	113	706	2 954	21	12	5	3	1	—	—	—	—	—	
<b>53</b>	<b>Real estate &amp; rental &amp; leasing</b> .....	<b>173</b>	<b>488</b>	<b>2 074</b>	<b>55</b>	<b>45</b>	<b>6</b>	<b>3</b>	<b>1</b>	—	—	—	—	—	
531	Real estate .....	139	392	1 665	48	41	4	2	1	—	—	—	—	—	
<b>54</b>	<b>Professional, scientific &amp; technical services</b> .....	<b>1 022</b>	<b>3 382</b>	<b>12 881</b>	<b>60</b>	<b>42</b>	<b>7</b>	<b>7</b>	<b>2</b>	—	<b>1</b>	—	<b>1</b>	—	
541	Professional, scientific & technical services .....	1 022	3 382	12 881	60	42	7	7	2	—	1	—	1	—	
5412	Accounting, tax prep, bookkeep, payroll services .....	215	501	2 239	17	13	1	1	1	—	1	—	—	—	
54121	Accounting, tax prep, bookkeep, payroll services .....	215	501	2 239	17	13	1	1	1	—	1	—	—	—	
5416	Management, sci & tech consulting services .....	(F)	(D)	(D)	6	4	—	1	—	—	—	—	1	—	
54161	Management consulting services .....	(F)	(D)	(D)	4	3	—	—	—	—	—	—	1	—	
<b>55</b>	<b>Management of companies &amp; enterprises</b> .....	<b>(B)</b>	<b>(D)</b>	<b>(D)</b>	<b>2</b>	<b>1</b>	—	—	<b>1</b>	—	—	—	—	—	
<b>56</b>	<b>Admin, support, waste mgt, remediation services</b> .....	<b>517</b>	<b>1 402</b>	<b>6 015</b>	<b>29</b>	<b>20</b>	<b>6</b>	<b>1</b>	—	—	<b>1</b>	<b>1</b>	—	—	
561	Administrative & support services .....	(F)	(D)	(D)	28	20	5	1	—	—	1	1	—	—	
5613	Employment services .....	(E)	(D)	(D)	3	—	—	1	—	—	1	1	—	—	
56132	Temporary help services .....	(E)	(D)	(D)	3	—	—	1	—	—	1	1	—	—	
<b>61</b>	<b>Educational services</b> .....	<b>65</b>	<b>216</b>	<b>835</b>	<b>10</b>	<b>7</b>	<b>1</b>	<b>1</b>	<b>1</b>	—	—	—	—	—	
<b>62</b>	<b>Health care and social assistance</b> .....	<b>817</b>	<b>4 026</b>	<b>17 699</b>	<b>68</b>	<b>31</b>	<b>18</b>	<b>14</b>	<b>2</b>	<b>2</b>	—	<b>1</b>	—	—	
621	Ambulatory health care services .....	346	1 616	7 422	54	26	15	11	1	1	—	—	—	—	
6211	Offices of physicians .....	172	904	4 135	19	9	4	4	1	1	—	—	—	—	
62111	Offices of physicians .....	172	904	4 135	19	9	4	4	1	1	—	—	—	—	
621111	Offices of physicians (exc mental health) .....	172	904	4 135	19	9	4	4	1	1	—	—	—	—	
6212	Offices of dentists .....	116	445	1 923	19	6	8	5	—	—	—	—	—	—	
62121	Offices of dentists .....	116	445	1 923	19	6	8	5	—	—	—	—	—	—	
621210	Offices of dentists .....	116	445	1 923	19	6	8	5	—	—	—	—	—	—	
622	Hospitals .....	(E)	(D)	(D)	1	—	—	—	—	—	—	1	—	—	
6221	General medical & surgical hospitals .....	(E)	(D)	(D)	1	—	—	—	—	—	—	1	—	—	
62211	General medical & surgical hospitals .....	(E)	(D)	(D)	1	—	—	—	—	—	—	1	—	—	
624	Social assistance .....	(C)	(D)	(D)	10	4	2	3	—	1	—	—	—	—	
<b>71</b>	<b>Arts, entertainment &amp; recreation</b> .....	<b>(B)</b>	<b>(D)</b>	<b>(D)</b>	<b>11</b>	<b>7</b>	<b>1</b>	<b>3</b>	—	—	—	—	—	—	

See footnotes at end of table.

**Table 6. Counties—Employees, Payroll, and Establishments by Industry: 2001—Con.**

[Excludes most government employees, railroad employees, and self-employed persons. Size class 1 to 4 includes establishments with payroll, but no employees, during mid-March pay period. (D) denotes figures withheld to avoid disclosing data for individual companies; the data are included in broader industry totals. Detailed industries with 100 or more employees are shown if industry was not a (D). For explanation of terms, abbreviations, and data reliability/comparability, see introductory text]

NAICS code	Industry	Number of employees for week including March 12	Payroll (\$1,000)		Total number of establishments	Number of establishments by employment-size class								
			First quarter	Annual		1 to 4	5 to 9	10 to 19	20 to 49	50 to 99	100 to 249	250 to 499	500 to 999	1,000 or more
	<b>IRON—Con.</b>													
<b>72</b>	<b>Accommodation &amp; food services</b>	<b>1 520</b>	<b>3 546</b>	<b>13 456</b>	<b>83</b>	<b>27</b>	<b>12</b>	<b>19</b>	<b>20</b>	<b>4</b>	<b>1</b>			
721	Accommodation	547	1 751	5 434	21	6	5	5	3	1	1			
7211	Traveler accommodation	(F)	(D)	(D)	20	6	4	5	3	1	1			
72111	Hotels (exc casino hotels) & motels	537	1 731	5 411	19	5	4	5	3	1	1			
721110	Hotels (exc casino hotels) & motels	537	1 731	5 411	19	5	4	5	3	1	1			
722	Food services & drinking places	973	1 795	8 022	62	21	7	14	17	3				
7221	Full-service restaurants	444	878	4 005	30	10	3	8	8	1				
72211	Full-service restaurants	444	878	4 005	30	10	3	8	8	1				
722110	Full-service restaurants	444	878	4 005	30	10	3	8	8	1				
7222	Limited-service eating places	484	810	3 577	26	6	4	6	8	2				
72221	Limited-service eating places	484	810	3 577	26	6	4	6	8	2				
<b>81</b>	<b>Other services (except public administration)</b>	<b>198</b>	<b>702</b>	<b>2 983</b>	<b>52</b>	<b>35</b>	<b>13</b>	<b>4</b>						
811	Repair & maintenance	112	538	2 244	25	14	9	2						
<b>95</b>	<b>Auxiliaries (exc corporate, subsidiary &amp; regional mgt)</b>	<b>(A)</b>	<b>(D)</b>	<b>(D)</b>	<b>2</b>	<b>1</b>	<b>1</b>							
<b>99</b>	<b>Unclassified establishments</b>	<b>17</b>	<b>79</b>	<b>371</b>	<b>13</b>	<b>11</b>	<b>2</b>							
	<b>JUAB</b>													
	<b>Total</b>	<b>1 795</b>	<b>10 031</b>	<b>42 710</b>	<b>152</b>	<b>76</b>	<b>28</b>	<b>28</b>	<b>11</b>	<b>7</b>	<b>2</b>			
<b>11</b>	<b>Forestry, fishing, hunting, and agriculture support</b>	<b>(A)</b>	<b>(D)</b>	<b>(D)</b>	<b>1</b>	<b>1</b>								
<b>21</b>	<b>Mining</b>	<b>(B)</b>	<b>(D)</b>	<b>(D)</b>	<b>4</b>	<b>1</b>	<b>1</b>	<b>1</b>		<b>1</b>				
<b>23</b>	<b>Construction</b>	<b>96</b>	<b>474</b>	<b>2 308</b>	<b>27</b>	<b>22</b>	<b>1</b>	<b>3</b>	<b>1</b>					
<b>31-33</b>	<b>Manufacturing</b>	<b>259</b>	<b>1 516</b>	<b>6 277</b>	<b>6</b>	<b>3</b>				<b>2</b>	<b>1</b>			
326	Plastics & rubber products mfg	(C)	(D)	(D)	2	1					1			
3262	Rubber product mfg	(C)	(D)	(D)	1						1			
32622	Rubber & plastics hoses & belting mfg	(C)	(D)	(D)	1						1			
<b>42</b>	<b>Wholesale trade</b>	<b>(B)</b>	<b>(D)</b>	<b>(D)</b>	<b>8</b>	<b>1</b>	<b>5</b>		<b>2</b>					
<b>44-45</b>	<b>Retail trade</b>	<b>274</b>	<b>944</b>	<b>4 110</b>	<b>28</b>	<b>10</b>	<b>3</b>	<b>13</b>	<b>1</b>	<b>1</b>				
447	Gasoline stations	107	308	1 282	8		1	6	1					
4471	Gasoline stations	107	308	1 282	8		1	6	1					
<b>48-49</b>	<b>Transportation &amp; warehousing</b>	<b>44</b>	<b>318</b>	<b>1 297</b>	<b>6</b>	<b>5</b>			<b>1</b>					
<b>52</b>	<b>Finance &amp; insurance</b>	<b>27</b>	<b>203</b>	<b>730</b>	<b>5</b>	<b>3</b>	<b>2</b>							
<b>53</b>	<b>Real estate &amp; rental &amp; leasing</b>	<b>18</b>	<b>24</b>	<b>218</b>	<b>4</b>	<b>2</b>	<b>2</b>							
<b>54</b>	<b>Professional, scientific &amp; technical services</b>	<b>(E)</b>	<b>(D)</b>	<b>(D)</b>	<b>12</b>	<b>8</b>	<b>2</b>			<b>1</b>	<b>1</b>			
541	Professional, scientific & technical services	(E)	(D)	(D)	12	8	2			1	1			
5413	Architectural, engineering & related services	(E)	(D)	(D)	4	2				1	1			
54133	Engineering services	(E)	(D)	(D)	3	1				1	1			
<b>56</b>	<b>Admin, support, waste mgt, remediation services</b>	<b>(B)</b>	<b>(D)</b>	<b>(D)</b>	<b>4</b>	<b>2</b>	<b>1</b>	<b>1</b>						
<b>62</b>	<b>Health care and social assistance</b>	<b>260</b>	<b>1 110</b>	<b>4 880</b>	<b>12</b>	<b>4</b>	<b>4</b>		<b>2</b>	<b>2</b>				
<b>71</b>	<b>Arts, entertainment &amp; recreation</b>	<b>(A)</b>	<b>(D)</b>	<b>(D)</b>	<b>2</b>	<b>2</b>								
<b>72</b>	<b>Accommodation &amp; food services</b>	<b>306</b>	<b>611</b>	<b>2 819</b>	<b>24</b>	<b>5</b>	<b>6</b>	<b>9</b>	<b>4</b>					
722	Food services & drinking places	(E)	(D)	(D)	17	2	5	6	4					
7221	Full-service restaurants	110	265	1 205	4			2	2					
72211	Full-service restaurants	110	265	1 205	4			2	2					
722110	Full-service restaurants	110	265	1 205	4			2	2					
7222	Limited-service eating places	143	256	1 153	12	2	4	4	2					
72221	Limited-service eating places	143	256	1 153	12	2	4	4	2					
722211	Limited-service restaurants	143	256	1 153	12	2	4	4	2					
<b>81</b>	<b>Other services (except public administration)</b>	<b>20</b>	<b>101</b>	<b>485</b>	<b>8</b>	<b>7</b>	<b>1</b>							
<b>95</b>	<b>Auxiliaries (exc corporate, subsidiary &amp; regional mgt)</b>	<b>(A)</b>	<b>(D)</b>	<b>(D)</b>	<b>1</b>			<b>1</b>						
	<b>KANE</b>													
	<b>Total</b>	<b>1 532</b>	<b>5 470</b>	<b>26 268</b>	<b>186</b>	<b>112</b>	<b>36</b>	<b>25</b>	<b>7</b>	<b>4</b>	<b>2</b>			
<b>11</b>	<b>Forestry, fishing, hunting, and agriculture support</b>	<b>(A)</b>	<b>(D)</b>	<b>(D)</b>	<b>1</b>		<b>1</b>							
<b>22</b>	<b>Utilities</b>	<b>(A)</b>	<b>(D)</b>	<b>(D)</b>	<b>3</b>	<b>2</b>		<b>1</b>						
<b>23</b>	<b>Construction</b>	<b>87</b>	<b>384</b>	<b>1 856</b>	<b>26</b>	<b>19</b>	<b>5</b>	<b>2</b>						
<b>31-33</b>	<b>Manufacturing</b>	<b>131</b>	<b>635</b>	<b>2 748</b>	<b>6</b>	<b>2</b>		<b>3</b>		<b>1</b>				
<b>42</b>	<b>Wholesale trade</b>	<b>8</b>	<b>67</b>	<b>303</b>	<b>6</b>	<b>6</b>								

See footnotes at end of table.



**Table 6. Counties—Employees, Payroll, and Establishments by Industry: 2001—Con.**

[Excludes most government employees, railroad employees, and self-employed persons. Size class 1 to 4 includes establishments with payroll, but no employees, during mid-March pay period. (D) denotes figures withheld to avoid disclosing data for individual companies; the data are included in broader industry totals. Detailed industries with 100 or more employees are shown if industry was not a (D). For explanation of terms, abbreviations, and data reliability/comparability, see introductory text]

NAICS code	Industry	Number of employees for week including March 12	Payroll (\$1,000)		Total number of establishments	Number of establishments by employment-size class								
			First quarter	Annual		1 to 4	5 to 9	10 to 19	20 to 49	50 to 99	100 to 249	250 to 499	500 to 999	1,000 or more
<b>KANE—Con.</b>														
<b>44-45</b>	<b>Retail trade</b> .....	<b>390</b>	<b>1 029</b>	<b>4 463</b>	<b>41</b>	<b>18</b>	<b>11</b>	<b>8</b>	<b>2</b>	<b>2</b>	—	—	—	—
445	Food & beverage stores .....	128	348	1 548	6	4	—	—	2	2	—	—	—	—
4451	Grocery stores .....	(C)	(D)	(D)	5	3	—	—	—	2	—	—	—	—
44511	Grocery (except convenience) stores .....	(C)	(D)	(D)	2	—	—	—	—	2	—	—	—	—
447	Gasoline stations .....	146	346	1 334	14	3	5	5	1	—	—	—	—	—
4471	Gasoline stations .....	146	346	1 334	14	3	5	5	1	—	—	—	—	—
44711	Gasoline stations with convenience stores .....	106	221	764	9	2	3	3	1	—	—	—	—	—
447110	Gasoline stations with convenience stores .....	106	221	764	9	2	3	3	1	—	—	—	—	—
<b>48-49</b>	<b>Transportation &amp; warehousing</b> .....	<b>14</b>	<b>75</b>	<b>352</b>	<b>7</b>	<b>7</b>	—	—	—	—	—	—	—	—
<b>51</b>	<b>Information</b> .....	<b>(A)</b>	<b>(D)</b>	<b>(D)</b>	<b>2</b>	<b>2</b>	—	—	—	—	—	—	—	—
<b>52</b>	<b>Finance &amp; insurance</b> .....	<b>(B)</b>	<b>(D)</b>	<b>(D)</b>	<b>6</b>	<b>2</b>	<b>4</b>	—	—	—	—	—	—	—
<b>53</b>	<b>Real estate &amp; rental &amp; leasing</b> .....	<b>39</b>	<b>92</b>	<b>581</b>	<b>9</b>	<b>6</b>	<b>2</b>	<b>1</b>	—	—	—	—	—	—
<b>54</b>	<b>Professional, scientific &amp; technical services</b> .....	<b>20</b>	<b>80</b>	<b>402</b>	<b>10</b>	<b>9</b>	—	<b>1</b>	—	—	—	—	—	—
<b>56</b>	<b>Admin, support, waste mgt, remediation services</b> .....	<b>2</b>	<b>4</b>	<b>28</b>	<b>4</b>	<b>4</b>	—	—	—	—	—	—	—	—
<b>62</b>	<b>Health care and social assistance</b> .....	<b>161</b>	<b>831</b>	<b>3 592</b>	<b>12</b>	<b>10</b>	—	<b>1</b>	—	—	<b>1</b>	—	—	—
622	Hospitals .....	(C)	(D)	(D)	1	—	—	—	—	—	1	—	—	—
6221	General medical & surgical hospitals .....	(C)	(D)	(D)	1	—	—	—	—	—	1	—	—	—
62211	General medical & surgical hospitals .....	(C)	(D)	(D)	1	—	—	—	—	—	1	—	—	—
<b>71</b>	<b>Arts, entertainment &amp; recreation</b> .....	<b>(C)</b>	<b>(D)</b>	<b>(D)</b>	<b>7</b>	<b>4</b>	<b>2</b>	—	—	—	<b>1</b>	—	—	—
712	Museums, historical sites & like institutions .....	(C)	(D)	(D)	1	—	—	—	—	—	1	—	—	—
7121	Museums, historical sites & like institutions .....	(C)	(D)	(D)	1	—	—	—	—	—	1	—	—	—
71219	Nature parks & other similar institutions .....	(C)	(D)	(D)	1	—	—	—	—	—	1	—	—	—
<b>72</b>	<b>Accommodation &amp; food services</b> .....	<b>367</b>	<b>695</b>	<b>4 566</b>	<b>32</b>	<b>11</b>	<b>7</b>	<b>8</b>	<b>5</b>	<b>1</b>	—	—	—	—
721	Accommodation .....	208	448	3 035	16	7	2	2	4	1	—	—	—	—
7211	Traveler accommodation .....	(C)	(D)	(D)	12	3	2	2	4	1	—	—	—	—
72111	Hotels (exc casino hotels) & motels .....	204	436	2 818	11	2	2	2	4	1	—	—	—	—
721110	Hotels (exc casino hotels) & motels .....	204	436	2 818	11	2	2	2	4	1	—	—	—	—
722	Food services & drinking places .....	159	247	1 531	16	4	5	6	1	—	—	—	—	—
7221	Full-service restaurants .....	122	196	1 207	11	2	4	4	1	—	—	—	—	—
72211	Full-service restaurants .....	122	196	1 207	11	2	4	4	1	—	—	—	—	—
722110	Full-service restaurants .....	122	196	1 207	11	2	4	4	1	—	—	—	—	—
<b>81</b>	<b>Other services (except public administration)</b> .....	<b>36</b>	<b>114</b>	<b>477</b>	<b>10</b>	<b>6</b>	<b>4</b>	—	—	—	—	—	—	—
<b>99</b>	<b>Unclassified establishments</b> .....	<b>3</b>	<b>6</b>	<b>66</b>	<b>4</b>	<b>4</b>	—	—	—	—	—	—	—	—
<b>MILLARD</b>														
	<b>Total</b> .....	<b>2 616</b>	<b>19 551</b>	<b>78 144</b>	<b>228</b>	<b>129</b>	<b>37</b>	<b>38</b>	<b>13</b>	<b>7</b>	<b>3</b>	<b>1</b>	—	—
<b>11</b>	<b>Forestry, fishing, hunting, and agriculture support</b> .....	<b>(A)</b>	<b>(D)</b>	<b>(D)</b>	<b>1</b>	<b>1</b>	—	—	—	—	—	—	—	—
<b>21</b>	<b>Mining</b> .....	<b>(C)</b>	<b>(D)</b>	<b>(D)</b>	<b>2</b>	<b>1</b>	—	—	—	—	<b>1</b>	—	—	—
212	Mining (except oil & gas) .....	(C)	(D)	(D)	2	1	—	—	—	—	1	—	—	—
2122	Metal ore mining .....	(C)	(D)	(D)	1	—	—	—	—	—	1	—	—	—
21229	Other metal ore mining .....	(C)	(D)	(D)	1	—	—	—	—	—	1	—	—	—
<b>22</b>	<b>Utilities</b> .....	<b>(E)</b>	<b>(D)</b>	<b>(D)</b>	<b>3</b>	<b>1</b>	<b>1</b>	—	—	—	—	<b>1</b>	—	—
221	Utilities .....	(E)	(D)	(D)	3	1	1	—	—	—	—	1	—	—
2211	Elec pwr generation, transmsn & distribution .....	(E)	(D)	(D)	3	1	1	—	—	—	—	1	—	—
22111	Electric power generation .....	(E)	(D)	(D)	1	—	—	—	—	—	—	1	—	—
<b>23</b>	<b>Construction</b> .....	<b>(B)</b>	<b>(D)</b>	<b>(D)</b>	<b>22</b>	<b>20</b>	<b>2</b>	—	—	—	—	—	—	—
<b>31-33</b>	<b>Manufacturing</b> .....	<b>414</b>	<b>4 612</b>	<b>17 505</b>	<b>14</b>	<b>6</b>	<b>2</b>	<b>2</b>	—	<b>2</b>	<b>2</b>	—	—	—
311	Food mfg .....	(C)	(D)	(D)	2	—	1	—	—	—	1	—	—	—
3111	Animal food mfg .....	(C)	(D)	(D)	1	—	—	—	—	—	1	—	—	—
31111	Animal food mfg .....	(C)	(D)	(D)	1	—	—	—	—	—	1	—	—	—
325	Chemical mfg .....	(C)	(D)	(D)	2	1	—	—	—	—	1	—	—	—
3253	Pesticide, fertilizer & oth ag chemical mfg .....	(C)	(D)	(D)	1	—	—	—	—	—	1	—	—	—
32531	Fertilizer mfg .....	(C)	(D)	(D)	1	—	—	—	—	—	1	—	—	—
327	Nonmetallic mineral product mfg .....	(C)	(D)	(D)	7	2	1	2	—	2	—	—	—	—
3273	Cement & concrete product mfg .....	116	1 412	5 342	4	1	—	2	—	1	—	—	—	—
<b>42</b>	<b>Wholesale trade</b> .....	<b>75</b>	<b>380</b>	<b>1 858</b>	<b>16</b>	<b>8</b>	<b>7</b>	<b>1</b>	—	—	—	—	—	—
<b>44-45</b>	<b>Retail trade</b> .....	<b>572</b>	<b>1 709</b>	<b>7 344</b>	<b>57</b>	<b>24</b>	<b>9</b>	<b>19</b>	<b>4</b>	<b>1</b>	—	—	—	—
445	Food & beverage stores .....	191	423	1 685	8	2	—	3	2	1	—	—	—	—
4451	Grocery stores .....	191	423	1 685	8	2	—	3	2	1	—	—	—	—
44511	Grocery (except convenience) stores .....	(C)	(D)	(D)	7	2	—	2	2	1	—	—	—	—
447	Gasoline stations .....	104	202	793	14	7	3	3	1	—	—	—	—	—
4471	Gasoline stations .....	104	202	793	14	7	3	3	1	—	—	—	—	—
<b>48-49</b>	<b>Transportation &amp; warehousing</b> .....	<b>65</b>	<b>495</b>	<b>2 258</b>	<b>15</b>	<b>11</b>	<b>1</b>	<b>3</b>	—	—	—	—	—	—
<b>51</b>	<b>Information</b> .....	<b>(B)</b>	<b>(D)</b>	<b>(D)</b>	<b>9</b>	<b>7</b>	<b>2</b>	—	—	—	—	—	—	—
<b>52</b>	<b>Finance &amp; insurance</b> .....	<b>68</b>	<b>369</b>	<b>1 453</b>	<b>14</b>	<b>8</b>	<b>4</b>	<b>2</b>	—	—	—	—	—	—

See footnotes at end of table.

**Table 6. Counties—Employees, Payroll, and Establishments by Industry: 2001—Con.**

[Excludes most government employees, railroad employees, and self-employed persons. Size class 1 to 4 includes establishments with payroll, but no employees, during mid-March pay period. (D) denotes figures withheld to avoid disclosing data for individual companies; the data are included in broader industry totals. Detailed industries with 100 or more employees are shown if industry was not a (D). For explanation of terms, abbreviations, and data reliability/comparability, see introductory text]

NAICS code	Industry	Number of employees for week including March 12	Payroll (\$1,000)		Total number of establishments	Number of establishments by employment-size class									
			First quarter	Annual		1 to 4	5 to 9	10 to 19	20 to 49	50 to 99	100 to 249	250 to 499	500 to 999	1,000 or more	
<b>MILLARD—Con.</b>															
54	Professional, scientific & technical services	94	610	2 591	8	4	2	1	—	1	—	—	—	—	
55	Management of companies & enterprises	(A)	(D)	(D)	1	—	—	1	—	—	—	—	—	—	
56	Admin, support, waste mgt, remediation services	(B)	(D)	(D)	4	3	—	—	1	—	—	—	—	—	
62	Health care and social assistance	262	1 282	5 466	20	12	3	—	2	3	—	—	—	—	
622	Hospitals	(C)	(D)	(D)	2	—	—	—	—	2	—	—	—	—	
6221	General medical & surgical hospitals	(C)	(D)	(D)	2	—	—	—	—	2	—	—	—	—	
62211	General medical & surgical hospitals	(C)	(D)	(D)	2	—	—	—	—	2	—	—	—	—	
72	Accommodation & food services	312	549	2 466	25	9	2	8	6	—	—	—	—	—	
722	Food services & drinking places	(C)	(D)	(D)	18	5	2	7	4	—	—	—	—	—	
7222	Limited-service eating places	155	193	954	10	1	2	5	2	—	—	—	—	—	
72221	Limited-service eating places	155	193	954	10	1	2	5	2	—	—	—	—	—	
722211	Limited-service restaurants	155	193	954	10	1	2	5	2	—	—	—	—	—	
81	Other services (except public administration)	50	154	700	15	12	2	1	—	—	—	—	—	—	
99	Unclassified establishments	(A)	(D)	(D)	2	2	—	—	—	—	—	—	—	—	
<b>MORGAN</b>															
	Total	1 153	7 404	30 376	152	92	30	17	9	3	1	—	—	—	
11	Forestry, fishing, hunting, and agriculture support	(A)	(D)	(D)	2	2	—	—	—	—	—	—	—	—	
21	Mining	(A)	(D)	(D)	1	—	1	—	—	—	—	—	—	—	
22	Utilities	(A)	(D)	(D)	1	1	—	—	—	—	—	—	—	—	
23	Construction	247	1 473	7 441	53	38	6	7	2	—	—	—	—	—	
235	Special trade contractors	120	633	2 967	30	22	5	2	1	—	—	—	—	—	
31-33	Manufacturing	229	2 105	7 926	10	1	5	2	1	—	1	—	—	—	
327	Nonmetallic mineral product mfg	(C)	(D)	(D)	1	—	—	—	—	—	1	—	—	—	
3273	Cement & concrete product mfg	(C)	(D)	(D)	1	—	—	—	—	—	1	—	—	—	
32731	Cement mfg	(C)	(D)	(D)	1	—	—	—	—	—	1	—	—	—	
42	Wholesale trade	110	1 245	4 565	13	9	2	—	1	1	—	—	—	—	
421	Wholesale trade, durable goods	(C)	(D)	(D)	11	8	1	—	1	1	—	—	—	—	
44-45	Retail trade	201	669	2 890	23	10	8	3	1	1	—	—	—	—	
445	Food & beverage stores	104	241	980	4	—	2	—	1	1	—	—	—	—	
48-49	Transportation & warehousing	(A)	(D)	(D)	1	1	—	—	—	—	—	—	—	—	
52	Finance & insurance	27	156	773	4	3	—	1	—	—	—	—	—	—	
53	Real estate & rental & leasing	(B)	(D)	(D)	3	2	—	—	1	—	—	—	—	—	
54	Professional, scientific & technical services	(A)	(D)	(D)	7	6	—	1	—	—	—	—	—	—	
55	Management of companies & enterprises	(B)	(D)	(D)	1	—	—	—	—	1	—	—	—	—	
56	Admin, support, waste mgt, remediation services	29	56	410	7	6	—	1	—	—	—	—	—	—	
62	Health care and social assistance	(A)	(D)	(D)	3	2	1	—	—	—	—	—	—	—	
71	Arts, entertainment & recreation	(A)	(D)	(D)	5	3	2	—	—	—	—	—	—	—	
72	Accommodation & food services	140	175	824	10	1	4	2	3	—	—	—	—	—	
722	Food services & drinking places	140	175	824	10	1	4	2	3	—	—	—	—	—	
81	Other services (except public administration)	14	62	268	7	6	1	—	—	—	—	—	—	—	
99	Unclassified establishments	(A)	(D)	(D)	1	1	—	—	—	—	—	—	—	—	
<b>PIUTE</b>															
	Total	87	446	1 987	24	18	4	1	1	—	—	—	—	—	
23	Construction	(A)	(D)	(D)	5	4	—	1	—	—	—	—	—	—	
31-33	Manufacturing	(A)	(D)	(D)	1	1	—	—	—	—	—	—	—	—	
44-45	Retail trade	(B)	(D)	(D)	9	8	1	—	—	—	—	—	—	—	
48-49	Transportation & warehousing	(B)	(D)	(D)	3	1	1	—	1	—	—	—	—	—	
52	Finance & insurance	(A)	(D)	(D)	1	—	1	—	—	—	—	—	—	—	
54	Professional, scientific & technical services	(A)	(D)	(D)	1	1	—	—	—	—	—	—	—	—	
56	Admin, support, waste mgt, remediation services	(A)	(D)	(D)	1	1	—	—	—	—	—	—	—	—	
72	Accommodation & food services	7	12	91	3	2	1	—	—	—	—	—	—	—	

See footnotes at end of table.

**Table 6. Counties—Employees, Payroll, and Establishments by Industry: 2001—Con.**

[Excludes most government employees, railroad employees, and self-employed persons. Size class 1 to 4 includes establishments with payroll, but no employees, during mid-March pay period. (D) denotes figures withheld to avoid disclosing data for individual companies; the data are included in broader industry totals. Detailed industries with 100 or more employees are shown if industry was not a (D). For explanation of terms, abbreviations, and data reliability/comparability, see introductory text]

NAICS code	Industry	Number of employees for week including March 12	Payroll (\$1,000)		Total number of establishments	Number of establishments by employment-size class								
			First quarter	Annual		1 to 4	5 to 9	10 to 19	20 to 49	50 to 99	100 to 249	250 to 499	500 to 999	1,000 or more
<b>RICH</b>														
	<b>Total</b> .....	<b>367</b>	<b>1 498</b>	<b>7 298</b>	<b>61</b>	<b>42</b>	<b>6</b>	<b>9</b>	<b>3</b>	<b>1</b>	-	-	-	-
22	Utilities .....	(A)	(D)	(D)	2	2	-	-	-	-	-	-	-	-
23	Construction .....	36	186	1 188	11	9	-	2	-	-	-	-	-	-
31-33	Manufacturing .....	(A)	(D)	(D)	1	1	-	-	-	-	-	-	-	-
42	Wholesale trade .....	(A)	(D)	(D)	1	-	-	1	-	-	-	-	-	-
44-45	Retail trade .....	(B)	(D)	(D)	9	6	-	3	-	-	-	-	-	-
48-49	Transportation & warehousing .....	(A)	(D)	(D)	2	2	-	-	-	-	-	-	-	-
51	Information .....	(B)	(D)	(D)	1	-	-	-	1	-	-	-	-	-
52	Finance & insurance .....	(A)	(D)	(D)	1	-	1	-	-	-	-	-	-	-
53	Real estate & rental & leasing .....	(A)	(D)	(D)	2	1	-	1	-	-	-	-	-	-
54	Professional, scientific & technical services .....	(A)	(D)	(D)	1	1	-	-	-	-	-	-	-	-
56	Admin. support, waste mgt, remediation services .....	(A)	(D)	(D)	5	5	-	-	-	-	-	-	-	-
61	Educational services .....	(C)	(D)	(D)	4	-	1	1	1	1	-	-	-	-
611	Educational services .....	(C)	(D)	(D)	4	-	1	1	1	1	-	-	-	-
6111	Elementary & secondary schools .....	(C)	(D)	(D)	4	-	1	1	1	1	-	-	-	-
61111	Elementary & secondary schools .....	(C)	(D)	(D)	4	-	1	1	1	1	-	-	-	-
62	Health care and social assistance .....	1	4	19	3	3	-	-	-	-	-	-	-	-
71	Arts, entertainment & recreation .....	(A)	(D)	(D)	1	1	-	-	-	-	-	-	-	-
72	Accommodation & food services .....	66	97	717	12	8	2	1	1	-	-	-	-	-
81	Other services (except public administration) .....	(A)	(D)	(D)	5	3	2	-	-	-	-	-	-	-
<b>SALT LAKE</b>														
	<b>Total</b> .....	<b>481 260</b>	<b>3 731 948</b>	<b>15 231 482</b>	<b>26 175</b>	<b>13 687</b>	<b>4 805</b>	<b>3 476</b>	<b>2 574</b>	<b>869</b>	<b>545</b>	<b>125</b>	<b>60</b>	<b>34</b>
11	Forestry, fishing, hunting, and agriculture support .....	90	1 152	4 042	15	10	2	2	1	-	-	-	-	-
21	Mining .....	2 190	31 155	111 368	54	29	6	10	3	1	3	1	1	-
212	Mining (except oil & gas) .....	1 696	24 954	89 404	19	9	-	5	1	-	2	1	1	-
2122	Metal ore mining .....	(G)	(D)	(D)	9	3	-	3	-	-	1	1	1	-
21222	Gold ore & silver ore mining .....	(C)	(D)	(D)	7	3	-	3	-	-	1	-	-	-
21223	Copper, nickel, lead & zinc mining .....	(G)	(D)	(D)	2	-	-	-	-	-	-	1	1	-
2123	Nonmetallic mineral mining & quarrying .....	(C)	(D)	(D)	9	5	-	2	1	-	1	-	-	-
21231	Stone mining & quarrying .....	(C)	(D)	(D)	5	3	-	-	1	-	1	-	-	-
213	Mining support activities .....	427	5 160	17 876	21	11	3	3	2	1	1	-	-	-
2131	Mining support activities .....	427	5 160	17 876	21	11	3	3	2	1	1	-	-	-
21311	Mining support activities .....	427	5 160	17 876	21	11	3	3	2	1	1	-	-	-
22	Utilities .....	3 112	85 137	220 332	46	17	7	6	6	2	4	3	1	-
221	Utilities .....	3 112	85 137	220 332	46	17	7	6	6	2	4	3	1	-
2211	Elec pwr generation, transmsn & distribution ...	1 601	25 658	107 930	21	5	2	1	6	2	3	2	-	-
22112	Electric pwr transmsn, control & distribution ..	(G)	(D)	(D)	16	4	-	-	5	2	3	2	-	-
2212	Natural gas distribution .....	(G)	(D)	(D)	6	1	-	2	-	-	1	1	1	-
22121	Natural gas distribution .....	(G)	(D)	(D)	6	1	-	2	-	-	1	1	1	-
23	Construction .....	30 498	244 189	1 078 170	3 163	1 942	576	312	228	71	22	10	2	-
233	Building, developing & general contracting .....	8 486	74 091	318 419	987	665	162	79	55	15	6	4	1	-
2331	Land subdivision & land development .....	846	7 330	33 217	71	52	11	5	1	1	-	-	-	-
23311	Land subdivision & land development .....	846	7 330	33 217	71	52	11	5	1	1	-	-	-	-
233110	Land subdivision & land development .....	846	7 330	33 217	71	52	11	5	1	1	-	-	-	-
2332	Residential building construction .....	3 008	21 284	98 527	682	507	108	38	23	5	1	-	-	-
23321	Single-family housing construction .....	2 623	17 953	83 688	647	486	103	36	18	3	1	-	-	-
233210	Single-family housing construction .....	2 623	17 953	83 688	647	486	103	36	18	3	1	-	-	-
23322	Multifamily housing construction .....	385	3 331	14 839	35	21	5	2	5	2	-	-	-	-
233220	Multifamily housing construction .....	385	3 331	14 839	35	21	5	2	5	2	-	-	-	-
2333	Nonresidential building construction .....	4 632	45 477	186 675	234	106	43	36	31	9	5	4	-	-
23331	Mfg & industrial building construction .....	365	2 942	13 431	36	24	5	3	3	-	1	-	-	-
233310	Mfg & industrial building construction .....	365	2 942	13 431	36	24	5	3	3	-	1	-	-	-
23332	Commercial & institutional bldg construction ..	4 267	42 535	173 244	198	82	38	33	28	9	4	4	-	-
233320	Commercial & institutional bldg construction ..	4 267	42 535	173 244	198	82	38	33	28	9	4	4	-	-
234	Heavy construction .....	3 541	33 513	162 675	118	34	20	25	23	10	3	2	1	-
2341	Highway, street, bridge & tunnel construction ...	1 477	13 672	61 481	31	5	7	5	7	3	3	-	1	-
23411	Highway & street construction .....	(G)	(D)	(D)	29	5	7	4	7	2	3	-	1	-
2349	Other heavy construction .....	2 064	19 841	101 194	87	29	13	20	16	7	-	2	-	-
23491	Water, sewer & pipeline construction .....	619	5 231	23 898	33	12	4	7	7	3	-	-	-	-
234910	Water, sewer & pipeline construction .....	619	5 231	23 898	33	12	4	7	7	3	-	-	-	-
23492	Pwr, communication transmsn line construction .....	(C)	(D)	(D)	18	7	3	5	3	-	-	-	-	-
23493	Industrial nonbuilding structure construction ..	(E)	(D)	(D)	4	1	-	1	-	1	-	1	-	-
23499	All other heavy construction .....	912	8 133	41 743	32	9	6	7	6	3	-	1	-	-
234990	All other heavy construction .....	912	8 133	41 743	32	9	6	7	6	3	-	1	-	-

See footnotes at end of table.

**Table 6. Counties—Employees, Payroll, and Establishments by Industry: 2001—Con.**

[Excludes most government employees, railroad employees, and self-employed persons. Size class 1 to 4 includes establishments with payroll, but no employees, during mid-March pay period. (D) denotes figures withheld to avoid disclosing data for individual companies; the data are included in broader industry totals. Detailed industries with 100 or more employees are shown if industry was not a (D). For explanation of terms, abbreviations, and data reliability/comparability, see introductory text]

NAICS code	Industry	Number of employees for week including March 12	Payroll (\$1,000)		Total number of establishments	Number of establishments by employment-size class								
			First quarter	Annual		1 to 4	5 to 9	10 to 19	20 to 49	50 to 99	100 to 249	250 to 499	500 to 999	1,000 or more
<b>SALT LAKE—Con.</b>														
<b>23</b>	<b>Construction—Con.</b>													
235	Special trade contractors .....	18 471	136 585	597 076	2 058	1 243	394	208	150	46	13	4	—	—
2351	Plumbing, heating & AC contractor .....	3 497	31 261	132 976	377	204	93	36	32	10	2	—	—	—
23511	Plumbing, heating & AC contractor .....	3 497	31 261	132 976	377	204	93	36	32	10	2	—	—	—
235110	Plumbing, heating & AC contractor .....	3 497	31 261	132 976	377	204	93	36	32	10	2	—	—	—
2352	Painting & wall covering contractors .....	1 275	9 224	39 723	182	132	27	14	7	1	—	1	—	—
23521	Painting & wall covering contractors .....	1 275	9 224	39 723	182	132	27	14	7	1	—	1	—	—
235210	Painting & wall covering contractors .....	1 275	9 224	39 723	182	132	27	14	7	1	—	1	—	—
2353	Electrical contractors .....	3 817	34 251	143 502	241	118	41	37	29	11	2	3	—	—
23531	Electrical contractors .....	3 817	34 251	143 502	241	118	41	37	29	11	2	3	—	—
235310	Electrical contractors .....	3 817	34 251	143 502	241	118	41	37	29	11	2	3	—	—
2354	Masonry, drywall, insulation, tile contractors .....	3 307	20 368	88 638	341	201	61	37	31	7	4	—	—	—
23541	Masonry & stone contractors .....	614	3 599	15 351	106	70	17	9	10	—	—	—	—	—
235410	Masonry & stone contractors .....	614	3 599	15 351	106	70	17	9	10	—	—	—	—	—
23542	Drywall, acoustical & insulation contractors .....	2 096	12 220	53 397	167	88	33	19	19	5	3	—	—	—
235420	Drywall, acoustical & insulation contractors .....	2 096	12 220	53 397	167	88	33	19	19	5	3	—	—	—
23543	Tile, marble, terrazzo & mosaic contractors .....	597	4 549	19 890	68	43	11	9	2	2	1	—	—	—
235430	Tile, marble, terrazzo & mosaic contractors .....	597	4 549	19 890	68	43	11	9	2	2	1	—	—	—
2355	Carpentry & floor contractors .....	(G)	(D)	(D)	286	200	59	15	10	—	2	—	—	—
23551	Carpentry contractors .....	1 151	5 895	24 393	214	151	43	10	8	—	2	—	—	—
235510	Carpentry contractors .....	1 151	5 895	24 393	214	151	43	10	8	—	2	—	—	—
23552	Floor laying & other floor contractors .....	(E)	(D)	(D)	72	49	16	5	2	—	—	—	—	—
2356	Roofing, siding, & sheet metal contractors .....	1 211	7 295	35 080	134	77	21	19	12	5	—	—	—	—
23561	Roofing, siding, & sheet metal contractors .....	1 211	7 295	35 080	134	77	21	19	12	5	—	—	—	—
235610	Roofing, siding, & sheet metal contractors .....	1 211	7 295	35 080	134	77	21	19	12	5	—	—	—	—
2357	Concrete contractors .....	1 159	6 857	34 169	193	121	42	15	12	3	—	—	—	—
23571	Concrete contractors .....	1 159	6 857	34 169	193	121	42	15	12	3	—	—	—	—
235710	Concrete contractors .....	1 159	6 857	34 169	193	121	42	15	12	3	—	—	—	—
2359	Other special trade contractors .....	2 743	19 537	89 933	303	190	50	35	16	9	3	—	—	—
23591	Structural steel erection contractors .....	807	7 141	28 098	26	9	6	4	2	3	2	—	—	—
235910	Structural steel erection contractors .....	807	7 141	28 098	26	9	6	4	2	3	2	—	—	—
23592	Glass & glazing contractors .....	100	665	3 004	22	14	5	2	1	—	—	—	—	—
235920	Glass & glazing contractors .....	100	665	3 004	22	14	5	2	1	—	—	—	—	—
23593	Excavation contractors .....	503	3 143	14 958	87	69	9	5	1	2	1	—	—	—
235930	Excavation contractors .....	503	3 143	14 958	87	69	9	5	1	2	1	—	—	—
23594	Wrecking & demolition contractors .....	174	1 248	6 606	7	2	—	1	3	1	—	—	—	—
235940	Wrecking & demolition contractors .....	174	1 248	6 606	7	2	—	1	3	1	—	—	—	—
23595	Bldg equip & oth mach installation contractor .....	206	1 602	12 047	22	13	5	1	2	1	—	—	—	—
235950	Bldg equip & oth mach installation contractor .....	206	1 602	12 047	22	13	5	1	2	1	—	—	—	—
23599	All other special trade contractors .....	953	5 738	25 220	139	83	25	22	7	2	—	—	—	—
235990	All other special trade contractors .....	953	5 738	25 220	139	83	25	22	7	2	—	—	—	—
<b>31-33</b>	<b>Manufacturing .....</b>	<b>53 596</b>	<b>485 258</b>	<b>2 000 008</b>	<b>1 419</b>	<b>509</b>	<b>240</b>	<b>226</b>	<b>231</b>	<b>110</b>	<b>66</b>	<b>19</b>	<b>14</b>	<b>4</b>
311	Food mfg .....	4 008	25 799	112 486	102	28	14	17	19	12	10	2	—	—
3113	Sugar & confectionery product mfg .....	429	2 175	9 691	13	2	3	2	4	—	2	—	—	—
31133	Confectionery mfg from purchased chocolate .....	(C)	(D)	(D)	5	—	2	—	2	—	1	—	—	—
31134	Nonchocolate confectionery mfg .....	193	975	4 860	7	2	1	1	2	—	1	—	—	—
311340	Nonchocolate confectionery mfg .....	193	975	4 860	7	2	1	1	2	—	1	—	—	—
3114	Fruit & veg preserving & specialty food mfg .....	(E)	(D)	(D)	4	2	—	—	—	—	2	—	—	—
31141	Frozen food mfg .....	(E)	(D)	(D)	2	—	—	—	—	—	2	—	—	—
3115	Dairy product mfg .....	591	5 071	21 163	7	1	—	—	1	2	1	1	—	—
31151	Dairy product (exc frozen) mfg .....	(F)	(D)	(D)	6	1	1	—	1	1	1	1	—	—
3116	Animal slaughtering & processing .....	474	2 971	13 156	8	1	1	1	1	2	2	—	—	—
31161	Animal slaughtering & processing .....	474	2 971	13 156	8	1	1	1	1	2	2	—	—	—
3118	Bakeries & tortilla mfg .....	1 715	10 180	44 353	51	16	8	10	8	6	2	1	—	—
31181	Bread & bakery product mfg .....	(G)	(D)	(D)	40	12	5	8	8	4	2	1	—	—
311812	Commercial bakeries .....	998	7 019	30 836	20	4	3	3	6	2	1	1	—	—
311813	Frozen cakes, pies & other pastries mfg .....	307	1 111	5 180	3	—	—	—	—	2	1	—	—	—
31182	Cookie, cracker & pasta mfg .....	(C)	(D)	(D)	8	3	2	1	—	2	—	—	—	—
3119	Other food mfg .....	348	1 831	8 606	13	5	1	3	2	1	1	—	—	—
31191	Snack food mfg .....	(C)	(D)	(D)	5	2	—	—	2	1	—	—	—	—
31199	All other food mfg .....	(C)	(D)	(D)	3	1	—	—	1	—	1	—	—	—
312	Beverage & tobacco product mfg .....	354	2 755	12 739	7	2	1	1	1	—	2	—	—	—
3121	Beverage mfg .....	(E)	(D)	(D)	6	1	1	1	1	—	2	—	—	—
31211	Soft drink & ice mfg .....	(E)	(D)	(D)	5	1	1	—	1	—	2	—	—	—
314	Textile product mills .....	629	3 537	15 120	28	7	5	3	11	2	—	—	—	—
3141	Textile furnishings mills .....	120	394	1 556	10	3	4	1	2	—	—	—	—	—
31412	Curtain & linen mills .....	120	394	1 556	10	3	4	1	2	—	—	—	—	—
3149	Other textile product mills .....	509	3 143	13 564	18	4	1	2	9	2	—	—	—	—
31491	Textile bag & canvas mills .....	270	1 510	6 884	10	2	1	—	6	1	—	—	—	—
314912	Canvas & related product mills .....	173	1 165	5 505	4	—	—	—	3	1	—	—	—	—
31499	All other textile product mills .....	239	1 633	6 680	8	2	—	2	3	1	—	—	—	—
314999	All other miscellaneous textile product mills .....	239	1 633	6 680	8	2	—	2	3	1	—	—	—	—
315	Apparel manufacturing .....	826	5 513	22 731	33	10	11	5	4	1	1	1	—	—
3152	Cut & sew apparel mfg .....	(F)	(D)	(D)	26	8	8	4	4	—	1	1	—	—
31521	Cut & sew apparel contractors .....	145	818	3 020	13	3	6	1	3	—	—	—	—	—
31522	Men's, boys' cut & sew apparel mfg .....	(C)	(D)	(D)	3	1	—	—	1	—	1	—	—	—
31523	Women's, girls' cut & sew apparel mfg .....	(E)	(D)	(D)	7	3	2	1	—	—	—	1	—	—

See footnotes at end of table.

**Table 6. Counties—Employees, Payroll, and Establishments by Industry: 2001—Con.**

[Excludes most government employees, railroad employees, and self-employed persons. Size class 1 to 4 includes establishments with payroll, but no employees, during mid-March pay period. (D) denotes figures withheld to avoid disclosing data for individual companies; the data are included in broader industry totals. Detailed industries with 100 or more employees are shown if industry was not a (D). For explanation of terms, abbreviations, and data reliability/comparability, see introductory text]

NAICS code	Industry	Number of employees for week including March 12	Payroll (\$1,000)		Total number of establishments	Number of establishments by employment-size class									
			First quarter	Annual		1 to 4	5 to 9	10 to 19	20 to 49	50 to 99	100 to 249	250 to 499	500 to 999	1,000 or more	
<b>SALT LAKE—Con.</b>															
<b>31-33 Manufacturing—Con.</b>															
321	Wood product mfg	873	5 014	21 815	57	21	8	11	13	4	—	—	—	—	
3212	Veneer, plywood & engineered wood product mfg	(C)	(D)	(D)	9	2	1	1	3	2	—	—	—	—	
32121	Veneer, plywood & engineered wood product mfg	(C)	(D)	(D)	9	2	1	1	3	2	—	—	—	—	
3219	Other wood product mfg	629	3 434	15 395	47	18	7	10	10	2	—	—	—	—	
32191	Millwork	485	2 575	11 373	33	11	5	8	7	2	—	—	—	—	
321911	Wood window & door mfg	120	612	2 504	9	2	2	2	3	—	—	—	—	—	
321912	Cut stock, resawing lumber & planing	124	728	3 420	5	2	—	1	1	1	—	—	—	—	
321918	Other millwork (including flooring)	241	1 235	5 449	19	7	3	5	3	1	—	—	—	—	
322	Paper mfg	1 239	10 184	38 524	19	3	3	3	3	3	3	1	—	—	
3222	Converted paper product mfg	1 239	10 184	38 524	19	3	3	3	3	3	3	1	—	—	
32221	Paperboard container mfg	637	6 026	22 446	8	1	—	—	3	1	3	—	—	—	
32222	Paper bag & coated & treated paper mfg	(E)	(D)	(D)	5	—	2	2	—	—	—	1	—	—	
323	Printing & related support activities	4 423	33 329	141 001	175	68	25	31	25	15	10	1	—	—	
3231	Printing & related support activities	4 423	33 329	141 001	175	68	25	31	25	15	10	1	—	—	
32311	Printing	4 117	31 324	133 309	154	58	23	27	21	15	9	1	—	—	
323110	Commercial lithographic printing	1 640	13 336	51 824	62	19	11	12	11	5	4	—	—	—	
323113	Commercial screen printing	403	2 618	10 144	15	5	4	1	2	2	1	—	—	—	
323114	Quick printing	223	1 736	7 451	23	10	4	7	1	1	—	—	—	—	
323116	Manifold business form printing	897	6 310	33 992	9	1	—	2	1	1	3	1	—	—	
323118	Blankbook, loose-leaf binder & device mfg	425	3 062	11 359	5	—	—	1	1	2	1	—	—	—	
32312	Printing support activities	306	2 005	7 692	21	10	2	4	4	—	—	—	—	—	
324	Petroleum & coal products mfg	440	7 090	31 521	8	4	1	1	—	—	2	—	—	—	
3241	Petroleum & coal products mfg	440	7 090	31 521	8	4	1	1	—	—	2	—	—	—	
32411	Petroleum refineries	414	6 920	30 436	4	2	—	—	—	—	2	—	—	—	
324110	Petroleum refineries	414	6 920	30 436	4	2	—	—	—	—	2	—	—	—	
325	Chemical mfg	2 158	18 862	80 964	53	15	11	11	12	1	1	1	1	—	
3251	Basic chemical mfg	250	2 152	10 547	7	2	1	1	2	—	1	—	—	—	
32518	Other basic inorganic chemical mfg	(C)	(D)	(D)	3	1	—	1	—	—	1	—	—	—	
3254	Pharmaceutical & medicine mfg	476	4 174	17 440	11	3	4	1	2	—	—	1	—	—	
32541	Pharmaceutical & medicine mfg	476	4 174	17 440	11	3	4	1	2	—	—	1	—	—	
3255	Paint, coating & adhesive mfg	114	901	4 066	7	2	—	3	2	—	—	—	—	—	
32551	Paint & coating mfg	114	901	4 066	7	2	—	3	2	—	—	—	—	—	
325510	Paint & coating mfg	114	901	4 066	7	2	—	3	2	—	—	—	—	—	
3256	Soap, cleaners & toilet preparation mfg	(G)	(D)	(D)	8	4	—	1	2	—	—	—	1	—	
32561	Soap & cleaning compound mfg	(F)	(D)	(D)	7	4	—	1	1	—	—	—	1	—	
3259	Other chemical product & preparation mfg	213	1 946	7 666	16	4	5	4	2	1	—	—	—	—	
326	Plastics & rubber products mfg	2 310	16 706	70 701	68	21	8	13	14	6	5	1	—	—	
3261	Plastics product mfg	2 049	14 507	61 953	55	18	4	9	13	6	4	1	—	—	
32612	Plastics pipe, pipe fitting, & unsupported profile shape mfg	120	729	3 678	5	2	—	1	1	1	—	—	—	—	
32616	Plastics bottle mfg	(C)	(D)	(D)	4	1	1	—	—	1	1	—	—	—	
32619	Other plastics product mfg	1 593	11 448	47 849	35	11	2	6	9	3	3	1	—	—	
326191	Plastics plumbing fixture mfg	182	1 060	6 521	3	—	—	1	1	—	1	—	—	—	
326199	All other plastics product mfg	1 411	10 388	41 328	32	11	2	5	8	3	2	1	—	—	
3262	Rubber product mfg	261	2 199	8 748	13	3	4	4	1	—	1	—	—	—	
32629	Other rubber product mfg	(C)	(D)	(D)	7	1	2	2	1	—	1	—	—	—	
327	Nonmetallic mineral product mfg	1 594	12 462	52 664	58	18	9	11	12	5	3	—	—	—	
3271	Clay product & refractory mfg	(C)	(D)	(D)	5	1	2	1	—	—	1	—	—	—	
32712	Clay building material & refractories mfg	(C)	(D)	(D)	3	—	1	1	—	—	1	—	—	—	
3273	Cement & concrete product mfg	1 073	8 115	34 255	29	6	3	5	9	4	2	—	—	—	
32732	Ready-mix concrete mfg	313	2 400	11 946	12	3	1	2	3	3	—	—	—	—	
327320	Ready-mix concrete mfg	313	2 400	11 946	12	3	1	2	3	3	—	—	—	—	
32733	Concrete pipe, brick & block mfg	208	1 671	5 948	5	—	—	1	3	1	—	—	—	—	
32739	Other concrete product mfg	552	4 044	16 631	12	3	2	2	3	—	2	—	—	—	
327390	Other concrete product mfg	552	4 044	16 631	12	3	2	2	3	—	2	—	—	—	
3279	Other nonmetallic mineral product mfg	206	1 969	7 049	15	7	2	3	2	1	—	—	—	—	
32799	All other nonmetallic mineral product mfg	(C)	(D)	(D)	14	7	2	3	1	1	—	—	—	—	
331	Primary metal mfg	1 128	11 815	47 970	31	14	4	3	5	3	1	1	—	—	
3314	Nonferrous (exc alum) production & processing	(F)	(D)	(D)	10	4	1	1	1	1	1	1	—	—	
33141	Nonferrous (exc aluminum) smelting & refining	(F)	(D)	(D)	5	1	1	—	—	1	1	1	—	—	
3315	Foundries	(E)	(D)	(D)	13	4	3	1	3	2	—	—	—	—	
33152	Nonferrous metal foundries	234	1 985	8 161	10	2	3	1	3	1	—	—	—	—	
332	Fabricated metal product mfg	3 877	30 956	128 027	229	89	43	43	35	14	4	1	—	—	
3321	Forging & stamping	367	2 768	10 371	6	3	—	—	1	1	—	1	—	—	
33211	Forging & stamping	367	2 768	10 371	6	3	—	—	1	1	—	1	—	—	
3323	Architectural & structural metals mfg	1 437	11 314	45 233	64	13	12	16	16	6	1	—	—	—	
33231	Plate work & fabricated structural prod mfg	732	5 355	20 961	26	4	5	4	9	3	1	—	—	—	
332312	Fabricated structural metal mfg	683	5 103	19 812	21	3	3	3	8	3	1	—	—	—	
33232	Ornamental & architectural metal prod mfg	705	5 959	24 272	38	9	7	12	7	3	—	—	—	—	
332322	Sheet metal work mfg	397	3 349	13 610	22	4	4	8	5	1	—	—	—	—	
3324	Boiler, tank & shipping container mfg	(C)	(D)	(D)	6	1	1	—	2	1	1	—	—	—	
33242	Metal tank (heavy gauge) mfg	(C)	(D)	(D)	5	1	1	—	1	1	1	—	—	—	
3325	Hardware mfg	(C)	(D)	(D)	2	—	1	—	—	—	1	—	—	—	
33251	Hardware mfg	(C)	(D)	(D)	2	—	1	—	—	—	1	—	—	—	
3327	Mach shops, turn prod, screw, nut, bolt mfg	1 075	9 493	36 454	94	48	15	15	12	3	1	—	—	—	
33271	Machine shops	884	7 422	29 119	88	47	14	13	11	3	—	—	—	—	
332710	Machine shops	884	7 422	29 119	88	47	14	13	11	3	—	—	—	—	
33272	Turned product & screw, nut & bolt mfg	191	2 071	7 335	6	1	1	2	1	—	1	—	—	—	

See footnotes at end of table.

**Table 6. Counties—Employees, Payroll, and Establishments by Industry: 2001—Con.**

[Excludes most government employees, railroad employees, and self-employed persons. Size class 1 to 4 includes establishments with payroll, but no employees, during mid-March pay period. (D) denotes figures withheld to avoid disclosing data for individual companies; the data are included in broader industry totals. Detailed industries with 100 or more employees are shown if industry was not a (D). For explanation of terms, abbreviations, and data reliability/comparability, see introductory text]

NAICS code	Industry	Number of employees for week including March 12	Payroll (\$1,000)		Total number of establishments	Number of establishments by employment-size class									
			First quarter	Annual		1 to 4	5 to 9	10 to 19	20 to 49	50 to 99	100 to 249	250 to 499	500 to 999	1,000 or more	
<b>SALT LAKE—Con.</b>															
<b>31-33 Manufacturing—Con.</b>															
Fabricated metal product mfg—Con.															
332	Coating, engrave, heat treating & oth activity . . .	245	1 543	6 537	17	5	6	2	2	2	—	—	—	—	
33281	Coating, engrave, heat treating & oth activity . . .	245	1 543	6 537	17	5	6	2	2	2	—	—	—	—	
332813	Electropl, plating, polish, anodize, coloring . . .	193	1 209	4 791	8	—	3	2	1	2	—	—	—	—	
3329	Other fabricated metal product mfg . . . . .	236	1 458	6 633	33	16	7	9	1	—	—	—	—	—	
33299	All other fabricated metal product mfg . . . . .	(C)	(D)	(D)	30	14	6	9	1	—	—	—	—	—	
332999	All other misc fabricated metal product mfg . . .	137	915	4 235	19	8	3	8	—	—	—	—	—	—	
333	Machinery mfg . . . . .	2 835	30 444	121 922	80	32	15	7	10	8	6	2	—	—	
3331	Ag, construction & mining machinery mfg . . . . .	380	2 759	11 616	9	2	2	—	3	1	1	—	—	—	
33313	Mining & oil & gas field machinery mfg . . . . .	283	1 787	7 778	6	2	1	—	1	1	1	—	—	—	
3332	Industrial machinery mfg . . . . .	247	2 158	7 858	11	5	2	—	1	3	—	—	—	—	
33329	Other industrial machinery mfg . . . . .	247	2 158	7 858	11	5	2	—	1	3	—	—	—	—	
3333	Commercial & service industry machinery mfg . . .	454	4 001	16 698	16	4	3	2	5	—	2	—	—	—	
33331	Commercial & service industry machinery mfg . . . . .	454	4 001	16 698	16	4	3	2	5	—	2	—	—	—	
3334	HVAC & commercial refrigeration equipment mfg . . . . .	(E)	(D)	(D)	6	1	—	3	—	—	2	—	—	—	
33341	HVAC & commercial refrigeration equipment mfg . . . . .	(E)	(D)	(D)	6	1	—	3	—	—	2	—	—	—	
3339	Other general purpose machinery mfg . . . . .	1 312	18 729	73 991	17	6	3	1	—	4	1	2	—	—	
33391	Pump & compressor mfg . . . . .	(C)	(D)	(D)	2	—	—	—	—	1	1	—	—	—	
33392	Material handling equipment mfg . . . . .	(C)	(D)	(D)	5	3	—	—	—	2	—	—	—	—	
33399	All other general purpose machinery mfg . . . . .	(F)	(D)	(D)	10	3	3	1	—	1	—	2	—	—	
334	Computer & electronic product mfg . . . . .	12 485	135 663	543 224	100	26	17	10	19	9	6	2	9	2	
3341	Computer & peripheral equipment mfg . . . . .	2 716	28 786	101 248	15	3	3	3	2	—	—	1	3	—	
33411	Computer & peripheral equipment mfg . . . . .	2 716	28 786	101 248	15	3	3	3	2	—	—	1	3	—	
3342	Communications equipment mfg . . . . .	(F)	(D)	(D)	13	5	1	1	3	—	2	1	—	—	
33422	Radio, TV broadcast & wireless comm equip mfg . . . . .	(F)	(D)	(D)	8	3	—	—	2	—	2	1	—	—	
3344	Semiconductor & oth electronic component mfg . . . . .	3 315	29 489	111 400	41	10	7	5	8	6	2	—	3	—	
33441	Semiconductor & oth electronic component mfg . . . . .	3 315	29 489	111 400	41	10	7	5	8	6	2	—	3	—	
334419	Other electronic component mfg . . . . .	413	3 400	14 407	13	5	3	1	1	2	1	—	—	—	
3345	Nav, measuring, medical, control instruments mfg . . . . .	5 170	63 326	274 776	22	7	4	—	3	2	1	—	3	2	
33451	Nav, measuring, medical, control instruments mfg . . . . .	5 170	63 326	274 776	22	7	4	—	3	2	1	—	3	2	
3346	Mfg & reproducing magnetic & optical media . . . . .	286	2 028	8 438	6	1	—	1	2	1	1	—	—	—	
33461	Mfg & reproducing magnetic & optical media . . . . .	286	2 028	8 438	6	1	—	1	2	1	1	—	—	—	
335	Electrical equip, appliance & component mfg . . . . .	905	10 618	44 553	21	8	4	1	3	3	1	1	—	—	
3359	Other electrical equipment & component mfg . . . . .	(F)	(D)	(D)	8	2	—	—	1	3	1	1	—	—	
33592	Communication & energy wire & cable mfg . . . . .	(C)	(D)	(D)	1	—	—	—	—	—	1	—	—	—	
33599	All oth electrical equipment & component mfg . . . . .	(F)	(D)	(D)	6	1	—	—	1	3	—	1	—	—	
336	Transportation equipment mfg . . . . .	1 911	24 915	97 835	31	10	4	8	6	1	1	—	—	1	
3363	Motor vehicle parts mfg . . . . .	(E)	(D)	(D)	16	8	1	3	3	—	1	—	—	—	
33639	Other motor vehicle parts mfg . . . . .	262	1 996	7 977	7	4	—	1	1	—	1	—	—	—	
336399	All other motor vehicle parts mfg . . . . .	262	1 996	7 977	7	4	—	1	1	—	1	—	—	—	
3364	Aerospace product & parts mfg . . . . .	(G)	(D)	(D)	6	—	1	2	2	—	—	—	—	1	
33641	Aerospace product & parts mfg . . . . .	(G)	(D)	(D)	6	—	1	2	2	—	—	—	—	1	
337	Furniture & related product mfg . . . . .	2 842	20 842	83 479	124	44	20	21	21	13	4	1	—	—	
3371	HH & institutional furniture & kitchen cabinet mfg . . . . .	1 705	12 984	50 400	96	38	16	20	12	8	1	1	—	—	
33711	Wood kitchen cabinet & countertop mfg . . . . .	1 220	9 159	36 174	59	20	11	14	8	4	1	1	—	—	
337110	Wood kitchen cabinet & countertop mfg . . . . .	1 220	9 159	36 174	59	20	11	14	8	4	1	1	—	—	
33712	Household & institutional furniture mfg . . . . .	485	3 825	14 226	37	18	5	6	4	4	—	—	—	—	
3372	Office furniture (including fixtures) mfg . . . . .	(F)	(D)	(D)	17	4	4	1	6	—	2	—	—	—	
33721	Office furniture (including fixtures) mfg . . . . .	(F)	(D)	(D)	17	4	4	1	6	—	2	—	—	—	
337212	Custom architectural woodwork & millwork mfg . . . . .	245	2 307	8 621	8	1	3	—	3	—	1	—	—	—	
3379	Other furniture related product mfg . . . . .	(F)	(D)	(D)	11	2	—	—	3	5	1	—	—	—	
33791	Mattress mfg . . . . .	383	2 793	11 355	8	1	—	—	3	4	—	—	—	—	
337910	Mattress mfg . . . . .	383	2 793	11 355	8	1	—	—	3	4	—	—	—	—	
33792	Blind & shade mfg . . . . .	(C)	(D)	(D)	3	1	—	—	—	1	1	—	—	—	
339	Miscellaneous mfg . . . . .	8 623	77 964	329 926	176	82	28	25	16	10	6	4	4	1	
3391	Medical equipment & supplies mfg . . . . .	5 216	52 906	229 589	86	42	10	10	8	7	4	1	4	—	
33911	Medical equipment & supplies mfg . . . . .	5 216	52 906	229 589	86	42	10	10	8	7	4	1	4	—	
339112	Surgical & medical instrument mfg . . . . .	3 921	42 134	182 588	17	—	1	2	3	4	3	1	3	—	
339113	Surgical appliance & supplies mfg . . . . .	166	1 689	6 982	9	4	—	1	3	1	—	—	—	—	
339116	Dental laboratories . . . . .	429	3 416	15 643	51	34	8	6	1	1	—	—	—	—	
3399	Other miscellaneous mfg . . . . .	3 407	25 058	100 337	90	40	18	15	8	3	2	3	—	1	
33991	Jewelry & silverware mfg . . . . .	(G)	(D)	(D)	13	8	3	1	—	—	—	—	—	1	
33992	Sporting & athletic goods mfg . . . . .	910	7 245	28 704	20	8	2	3	4	1	1	1	—	—	
339920	Sporting & athletic goods mfg . . . . .	910	7 245	28 704	20	8	2	3	4	1	1	1	—	—	
33995	Sign mfg . . . . .	504	4 079	15 862	34	14	10	7	2	—	1	—	—	—	
339950	Sign mfg . . . . .	504	4 079	15 862	34	14	10	7	2	—	1	—	—	—	
33999	All other misc mfg . . . . .	(F)	(D)	(D)	17	7	3	2	2	1	—	2	—	—	
339991	Gasket, packing & sealing device mfg . . . . .	547	3 923	15 560	4	—	1	1	—	—	—	2	—	—	

See footnotes at end of table.

**Table 6. Counties—Employees, Payroll, and Establishments by Industry: 2001—Con.**

[Excludes most government employees, railroad employees, and self-employed persons. Size class 1 to 4 includes establishments with payroll, but no employees, during mid-March pay period. (D) denotes figures withheld to avoid disclosing data for individual companies; the data are included in broader industry totals. Detailed industries with 100 or more employees are shown if industry was not a (D). For explanation of terms, abbreviations, and data reliability/comparability, see introductory text]

NAICS code	Industry	Number of employees for week including March 12	Payroll (\$1,000)		Total number of establishments	Number of establishments by employment-size class								
			First quarter	Annual		1 to 4	5 to 9	10 to 19	20 to 49	50 to 99	100 to 249	250 to 499	500 to 999	1,000 or more
<b>SALT LAKE—Con.</b>														
<b>42</b>	<b>Wholesale trade</b>	<b>27 961</b>	<b>279 901</b>	<b>1 126 567</b>	<b>1 933</b>	<b>896</b>	<b>380</b>	<b>297</b>	<b>254</b>	<b>69</b>	<b>26</b>	<b>8</b>	<b>3</b>	—
421	Wholesale trade, durable goods	18 761	198 131	802 919	1 384	638	275	218	184	49	14	5	1	—
4211	Motor vehicle, motor vehicle pt & supply whsle	2 585	21 219	88 311	123	42	29	23	16	8	4	1	—	—
42111	Automobile & other motor vehicle whsle	1 075	9 736	41 287	35	14	6	3	6	3	2	1	—	—
421110	Automobile & other motor vehicle whsle	1 075	9 736	41 287	35	14	6	3	6	3	2	1	—	—
42112	Motor vehicle supplies & new parts whsle	1 268	9 662	38 900	60	17	13	15	8	5	2	—	—	—
421120	Motor vehicle supplies & new parts whsle	1 268	9 662	38 900	60	17	13	15	8	5	2	—	—	—
42113	Tire & tube whsle	151	1 282	5 968	14	5	5	2	2	—	—	—	—	—
421130	Tire & tube whsle	151	1 282	5 968	14	5	5	2	2	—	—	—	—	—
4212	Furniture & home furnishing whsle	813	6 082	26 269	69	39	15	8	4	2	—	1	—	—
42121	Furniture whsle	239	1 798	7 797	29	18	6	2	2	1	—	—	—	—
421210	Furniture whsle	239	1 798	7 797	29	18	6	2	2	1	—	—	—	—
42122	Home furnishing whsle	574	4 284	18 472	40	21	9	6	2	1	—	1	—	—
421220	Home furnishing whsle	574	4 284	18 472	40	21	9	6	2	1	—	1	—	—
4213	Lumber & other construction materials whsle	1 140	10 550	42 668	72	31	10	10	14	7	—	—	—	—
42131	Lumber, plywood, millwork & wood panel whsle	639	6 297	24 487	36	16	4	3	8	5	—	—	—	—
421310	Lumber, plywood, millwork & wood panel whsle	639	6 297	24 487	36	16	4	3	8	5	—	—	—	—
42132	Brick & related construction material whsle	115	1 010	4 874	10	3	2	2	3	—	—	—	—	—
421320	Brick & related construction material whsle	115	1 010	4 874	10	3	2	2	3	—	—	—	—	—
42139	Other construction material whsle	352	2 937	12 145	20	9	3	3	3	2	—	—	—	—
421390	Other construction material whsle	352	2 937	12 145	20	9	3	3	3	2	—	—	—	—
4214	Professional & commercial equip & supp whsle	3 586	45 805	186 499	232	108	33	38	38	11	3	1	—	—
42141	Photographic equipment & supplies whsle	103	1 416	4 691	8	4	2	—	1	1	—	—	—	—
421410	Photographic equipment & supplies whsle	103	1 416	4 691	8	4	2	—	1	1	—	—	—	—
42142	Office equipment whsle	1 035	10 401	43 833	32	12	3	4	7	4	1	1	—	—
421420	Office equipment whsle	1 035	10 401	43 833	32	12	3	4	7	4	1	1	—	—
42143	Computer & peripheral equip & software whsle	1 144	22 257	89 073	87	45	12	11	16	2	1	—	—	—
421430	Computer & peripheral equip & software whsle	1 144	22 257	89 073	87	45	12	11	16	2	1	—	—	—
42144	Other commercial equipment whsle	411	2 719	11 495	30	16	6	4	1	2	1	—	—	—
421440	Other commercial equipment whsle	411	2 719	11 495	30	16	6	4	1	2	1	—	—	—
42145	Medical, dental, hospital equip & supp whsle	693	7 462	30 187	55	24	6	13	10	2	—	—	—	—
421450	Medical, dental, hospital equip & supp whsle	693	7 462	30 187	55	24	6	13	10	2	—	—	—	—
42149	Oth professional equipment & supplies whsle	107	658	3 433	10	2	3	4	1	—	—	—	—	—
421490	Oth professional equipment & supplies whsle	107	658	3 433	10	2	3	4	1	—	—	—	—	—
4215	Metal & mineral (except petroleum) whsle	883	7 549	31 145	59	21	15	10	8	5	—	—	—	—
42151	Metal service centers & offices whsle	(F)	(D)	(D)	57	20	15	10	7	5	—	—	—	—
4216	Electrical goods whsle	2 435	33 089	127 516	196	89	39	27	36	3	1	1	—	—
42161	Elec equip, wiring supp, const material whsle	830	9 499	34 833	75	26	20	16	12	1	—	—	—	—
421610	Elec equip, wiring supp, const material whsle	830	9 499	34 833	75	26	20	16	12	1	—	—	—	—
42162	Electric appliance, TV, radio set whsle	216	2 225	8 789	17	7	2	2	6	—	—	—	—	—
421620	Electric appliance, TV, radio set whsle	216	2 225	8 789	17	7	2	2	6	—	—	—	—	—
42169	Other electronic parts & equipment whsle	1 389	21 365	83 894	104	56	17	9	18	2	1	1	—	—
421690	Other electronic parts & equipment whsle	1 389	21 365	83 894	104	56	17	9	18	2	1	1	—	—
4217	Hardware, plumb & heating equip & sup whsle	1 136	11 665	49 603	115	47	23	29	15	1	—	—	—	—
42171	Hardware whsle	434	4 023	17 161	45	24	6	8	6	1	—	—	—	—
421710	Hardware whsle	434	4 023	17 161	45	24	6	8	6	1	—	—	—	—
42172	Plumbing & heating equipment & supplies whsle	297	3 237	13 102	30	9	10	8	3	—	—	—	—	—
421720	Plumbing & heating equipment & supplies whsle	297	3 237	13 102	30	9	10	8	3	—	—	—	—	—
42173	Warm air heating & AC equip & supplies whsle	317	3 579	15 850	31	11	5	10	5	—	—	—	—	—
421730	Warm air heating & AC equip & supplies whsle	317	3 579	15 850	31	11	5	10	5	—	—	—	—	—
4218	Machinery, equipment & supplies whsle	4 541	47 551	190 100	368	170	85	55	43	10	4	—	1	—
42181	Const & mining (exc petroleum) equip whsle	1 382	17 657	69 799	35	11	6	5	6	4	2	—	1	—
421810	Const & mining (exc petroleum) equip whsle	1 382	17 657	69 799	35	11	6	5	6	4	2	—	1	—
42182	Farm & garden machinery & equipment whsle	(C)	(D)	(D)	20	7	7	2	4	—	—	—	—	—
42183	Industrial machinery & equipment whsle	1 823	18 268	72 830	193	96	43	30	19	3	2	—	—	—
421830	Industrial machinery & equipment whsle	1 823	18 268	72 830	193	96	43	30	19	3	2	—	—	—
42184	Industrial supplies whsle	592	5 633	22 237	69	35	16	9	8	1	—	—	—	—
421840	Industrial supplies whsle	592	5 633	22 237	69	35	16	9	8	1	—	—	—	—
42185	Service establishment equip & supplies whsle	465	3 738	15 345	41	17	10	7	5	2	—	—	—	—
421850	Service establishment equip & supplies whsle	465	3 738	15 345	41	17	10	7	5	2	—	—	—	—
4219	Miscellaneous durable goods whsle	1 642	14 621	60 808	150	91	26	18	10	2	2	1	—	—
42191	Sporting & recreational goods & supply whsle	270	2 356	10 345	41	26	7	6	1	1	—	—	—	—
421910	Sporting & recreational goods & supply whsle	270	2 356	10 345	41	26	7	6	1	1	—	—	—	—
42193	Recyclable material whsle	288	2 254	9 186	27	16	3	1	6	1	—	—	—	—
421930	Recyclable material whsle	288	2 254	9 186	27	16	3	1	6	1	—	—	—	—
42194	Jewelry, watch, precious stone & metal whsle	362	6 234	25 625	21	12	4	2	2	—	1	—	—	—
421940	Jewelry, watch, precious stone & metal whsle	362	6 234	25 625	21	12	4	2	2	—	1	—	—	—
42199	Other miscellaneous durable goods whsle	674	3 468	14 625	51	32	8	8	1	—	1	—	—	—
421990	Other miscellaneous durable goods whsle	674	3 468	14 625	51	32	8	8	1	—	1	—	—	—
422	Wholesale trade, nondurable goods	9 200	81 770	323 648	549	258	105	79	70	20	12	3	2	—
4221	Paper & paper product whsle	786	10 236	37 794	61	30	11	8	7	5	—	—	—	—
42211	Printing & writing paper whsle	261	4 939	17 595	8	2	2	—	1	3	—	—	—	—
422110	Printing & writing paper whsle	261	4 939	17 595	8	2	2	—	1	3	—	—	—	—

See footnotes at end of table.

**Table 6. Counties—Employees, Payroll, and Establishments by Industry: 2001—Con.**

[Excludes most government employees, railroad employees, and self-employed persons. Size class 1 to 4 includes establishments with payroll, but no employees, during mid-March pay period. (D) denotes figures withheld to avoid disclosing data for individual companies; the data are included in broader industry totals. Detailed industries with 100 or more employees are shown if industry was not a (D). For explanation of terms, abbreviations, and data reliability/comparability, see introductory text]

NAICS code	Industry	Number of employees for week including March 12	Payroll (\$1,000)		Total number of establishments	Number of establishments by employment-size class								
			First quarter	Annual		1 to 4	5 to 9	10 to 19	20 to 49	50 to 99	100 to 249	250 to 499	500 to 999	1,000 or more
<b>SALT LAKE—Con.</b>														
<b>42 Wholesale trade—Con.</b>														
Wholesale trade, nondurable goods—Con.														
Paper & paper product whsle—Con.														
4221	Stationery & office supplies whsle . . . . .	373	3 409	13 431	37	18	7	8	2	2	—	—	—	
422120	Stationery & office supplies whsle . . . . .	373	3 409	13 431	37	18	7	8	2	2	—	—	—	
42213	Industrial & personal service paper whsle . . . . .	152	1 888	6 768	16	10	2	—	4	—	—	—	—	
422130	Industrial & personal service paper whsle . . . . .	152	1 888	6 768	16	10	2	—	4	—	—	—	—	
4222	Drugs & druggists' sundries whsle . . . . .	991	7 490	31 347	49	21	9	6	9	2	1	1	—	
42221	Drugs & druggists' sundries whsle . . . . .	991	7 490	31 347	49	21	9	6	9	2	1	1	—	
422210	Drugs & druggists' sundries whsle . . . . .	991	7 490	31 347	49	21	9	6	9	2	1	1	—	
4223	Apparel, piece goods & notions whsle . . . . .	333	2 163	8 785	51	36	5	6	3	1	—	—	—	
42233	Women's, children's, infants' clothing whsle . . . . .	203	1 114	5 004	22	14	2	3	2	1	—	—	—	
422330	Women's, children's, infants' clothing whsle . . . . .	203	1 114	5 004	22	14	2	3	2	1	—	—	—	
4224	Grocery & related product whsle . . . . .	4 280	38 451	152 270	175	72	36	25	28	4	6	2	2	
42241	General line grocery whsle . . . . .	1 269	14 614	57 096	18	8	2	2	—	—	2	1	1	
422410	General line grocery whsle . . . . .	1 269	14 614	57 096	18	8	2	2	—	—	2	1	1	
42242	Packaged frozen food whsle . . . . .	732	5 505	21 271	14	4	3	1	5	—	—	—	—	
422420	Packaged frozen food whsle . . . . .	732	5 505	21 271	14	4	3	1	5	—	—	—	—	
42243	Dairy product (exc dried or canned) whsle . . . . .	251	1 549	6 929	12	3	5	—	2	1	1	—	—	
422430	Dairy product (exc dried or canned) whsle . . . . .	251	1 549	6 929	12	3	5	—	2	1	1	—	—	
42247	Meat & meat product whsle . . . . .	213	1 652	7 025	13	3	2	3	5	—	—	—	—	
422470	Meat & meat product whsle . . . . .	213	1 652	7 025	13	3	2	3	5	—	—	—	—	
42248	Fresh fruit & vegetable whsle . . . . .	246	3 102	10 054	19	9	2	4	3	1	—	—	—	
422480	Fresh fruit & vegetable whsle . . . . .	246	3 102	10 054	19	9	2	4	3	1	—	—	—	
42249	Other grocery & related products whsle . . . . .	1 421	10 449	44 211	80	37	15	13	9	2	3	1	—	
422490	Other grocery & related products whsle . . . . .	1 421	10 449	44 211	80	37	15	13	9	2	3	1	—	
4226	Chemical & allied products whsle . . . . .	730	7 625	30 306	78	37	21	11	7	2	—	—	—	
42261	Plastics materials & basic forms, shapes whsle . . . . .	182	2 179	8 309	24	6	13	4	1	—	—	—	—	
422610	Plastics materials & basic forms, shapes whsle . . . . .	182	2 179	8 309	24	6	13	4	1	—	—	—	—	
42269	Other chemical & allied products whsle . . . . .	548	5 446	21 997	54	31	8	7	6	2	—	—	—	
422690	Other chemical & allied products whsle . . . . .	548	5 446	21 997	54	31	8	7	6	2	—	—	—	
4227	Petroleum & petroleum products whsle . . . . .	300	3 216	11 565	17	5	2	4	4	2	—	—	—	
42271	Petroleum bulk stations & terminals . . . . .	237	2 334	8 829	8	—	—	3	3	2	—	—	—	
422710	Petroleum bulk stations & terminals . . . . .	237	2 334	8 829	8	—	—	3	3	2	—	—	—	
4228	Beer, wine, distilled alcoholic beverage whsle . . . . .	357	3 094	13 109	6	1	2	—	—	1	2	—	—	
42281	Beer & ale whsle . . . . .	(E)	(D)	(D)	3	—	—	—	—	1	2	—	—	
4229	Miscellaneous nondurable goods whsle . . . . .	1 412	9 447	38 254	109	54	18	19	12	3	3	—	—	
42291	Farm supplies whsle . . . . .	118	904	3 682	14	10	1	2	—	1	—	—	—	
422910	Farm supplies whsle . . . . .	118	904	3 682	14	10	1	2	—	1	—	—	—	
42292	Book, periodical & newspaper whsle . . . . .	421	2 762	10 558	19	10	4	1	1	1	2	—	—	
422920	Book, periodical & newspaper whsle . . . . .	421	2 762	10 558	19	10	4	1	1	1	2	—	—	
42293	Flower, nursery stock, florists' supplies whsle . . . . .	(C)	(D)	(D)	11	3	2	3	3	—	—	—	—	
42294	Tobacco & tobacco product whsle . . . . .	(C)	(D)	(D)	4	—	1	—	2	—	1	—	—	
42295	Paint, varnish & supplies whsle . . . . .	101	800	3 381	14	8	—	5	1	—	—	—	—	
422950	Paint, varnish & supplies whsle . . . . .	101	800	3 381	14	8	—	5	1	—	—	—	—	
42299	Other miscellaneous nondurable goods whsle . . . . .	403	2 812	12 202	47	23	10	8	5	1	—	—	—	
422990	Other miscellaneous nondurable goods whsle . . . . .	403	2 812	12 202	47	23	10	8	5	1	—	—	—	
<b>44-45</b>	<b>Retail trade . . . . .</b>	<b>58 061</b>	<b>296 971</b>	<b>1 233 147</b>	<b>3 405</b>	<b>1 375</b>	<b>843</b>	<b>624</b>	<b>331</b>	<b>93</b>	<b>116</b>	<b>21</b>	<b>2</b>	
441	Motor vehicle & parts dealers . . . . .	7 913	64 343	276 653	408	154	74	93	49	22	13	3	—	
4411	Automobile dealers . . . . .	5 310	47 761	202 589	165	81	11	19	19	20	12	3	—	
44111	New car dealers . . . . .	4 597	42 589	179 824	75	22	5	4	10	19	12	3	—	
441110	New car dealers . . . . .	4 597	42 589	179 824	75	22	5	4	10	19	12	3	—	
44112	Used car dealers . . . . .	713	5 172	22 765	90	59	6	15	9	1	—	—	—	
441120	Used car dealers . . . . .	713	5 172	22 765	90	59	6	15	9	1	—	—	—	
4412	Other motor vehicle dealers . . . . .	634	3 927	18 608	59	25	11	11	1	—	—	—	—	
44121	Recreational vehicle dealers . . . . .	271	1 951	8 626	16	5	3	2	5	1	—	—	—	
441210	Recreational vehicle dealers . . . . .	271	1 951	8 626	16	5	3	2	5	1	—	—	—	
44122	Motorcycle & boat & other MV dealers . . . . .	363	1 976	9 982	43	20	8	9	6	—	—	—	—	
441221	Motorcycle dealers . . . . .	131	763	4 102	19	11	3	3	2	—	—	—	—	
441222	Boat dealers . . . . .	163	859	4 159	16	3	5	6	2	—	—	—	—	
4413	Automotive parts, accessories & tire stores . . . . .	1 969	12 655	55 456	184	48	52	63	19	1	1	—	—	
44131	Automotive parts, accessories & tire stores . . . . .	1 206	7 578	33 676	112	37	34	25	14	1	1	—	—	
441310	Automotive parts, accessories & tire stores . . . . .	1 206	7 578	33 676	112	37	34	25	14	1	1	—	—	
44132	Tire dealers . . . . .	763	5 077	21 780	72	11	18	38	5	—	—	—	—	
441320	Tire dealers . . . . .	763	5 077	21 780	72	11	18	38	5	—	—	—	—	
442	Furniture & home furnishing stores . . . . .	3 040	20 020	80 641	248	119	55	43	22	4	4	1	—	
4421	Furniture stores . . . . .	1 712	13 208	51 849	110	51	27	17	9	2	3	1	—	
44211	Furniture stores . . . . .	1 712	13 208	51 849	110	51	27	17	9	2	3	1	—	
442110	Furniture stores . . . . .	1 712	13 208	51 849	110	51	27	17	9	2	3	1	—	
4422	Home furnishings stores . . . . .	1 328	6 812	28 792	138	68	28	26	13	2	1	—	—	
44221	Floor covering stores . . . . .	467	3 498	15 427	62	33	14	12	2	1	—	—	—	
442210	Floor covering stores . . . . .	467	3 498	15 427	62	33	14	12	2	1	—	—	—	
44229	Other home furnishings stores . . . . .	861	3 314	13 365	76	35	14	14	11	1	1	—	—	
442299	All other home furnishings stores . . . . .	846	3 224	12 904	70	30	13	14	11	1	1	—	—	
443	Electronics & appliance stores . . . . .	1 846	13 177	52 938	191	98	46	22	17	7	1	—	—	
4431	Electronics & appliance stores . . . . .	1 846	13 177	52 938	191	98	46	22	17	7	1	—	—	
44311	Appliance, TV & all other electronics stores . . . . .	948	6 283	25 470	115	69	24	11	6	4	1	—	—	
443111	Household appliance stores . . . . .	186	1 096	5 008	33	21	7	3	2	—	—	—	—	
443112	Radio, television & other electronics stores . . . . .	762	5 187	20 462	82	48	17	8	4	4	1	—	—	
44312	Computer & software stores . . . . .	764	6 340	24 944	63	27	15	8	10	3	—	—	—	
443120	Computer & software stores . . . . .	764	6 340	24 944	63	27	15	8	10	3	—	—	—	
44313	Camera & photographic supplies stores . . . . .	134	554	2 524	13	2	7	3	1	—	—	—	—	
443130	Camera & photographic supplies stores . . . . .	134	554	2 524	13	2	7	3	1	—	—	—	—	

See footnotes at end of table.



**Table 6. Counties—Employees, Payroll, and Establishments by Industry: 2001—Con.**

[Excludes most government employees, railroad employees, and self-employed persons. Size class 1 to 4 includes establishments with payroll, but no employees, during mid-March pay period. (D) denotes figures withheld to avoid disclosing data for individual companies; the data are included in broader industry totals. Detailed industries with 100 or more employees are shown if industry was not a (D). For explanation of terms, abbreviations, and data reliability/comparability, see introductory text]

NAICS code	Industry	Number of employees for week including March 12	Payroll (\$1,000)		Total number of establishments	Number of establishments by employment-size class																				
			First quarter	Annual		1 to 4	5 to 9	10 to 19	20 to 49	50 to 99	100 to 249	250 to 499	500 to 999	1,000 or more												
<b>SALT LAKE—Con.</b>																										
<b>44-45 Retail trade—Con.</b>																										
444	Bldg material & garden equip & supp dealers . . . . .	4 520	32 619	140 060	282	109	66	49	39	12	7	—	—	—												
4441	Building material & supplies dealers . . . . .	3 946	30 385	128 055	235	89	58	42	28	11	7	—	—	—												
44411	Home centers . . . . .	1 144	6 480	29 629	13	4	1	—	1	1	6	—	—	—												
444110	Home centers . . . . .	1 144	6 480	29 629	13	4	1	—	1	1	6	—	—	—												
44412	Paint & wallpaper stores . . . . .	192	1 270	5 136	31	14	13	3	1	—	—	—	—	—												
444120	Paint & wallpaper stores . . . . .	192	1 270	5 136	31	14	13	3	1	—	—	—	—	—												
44413	Hardware stores . . . . .	175	1 162	4 592	18	7	2	6	3	—	—	—	—	—												
444130	Hardware stores . . . . .	175	1 162	4 592	18	7	2	6	3	—	—	—	—	—												
44419	Other building material dealers . . . . .	2 435	21 473	88 698	173	64	42	33	23	10	1	—	—	—												
444190	Other building material dealers . . . . .	2 435	21 473	88 698	173	64	42	33	23	10	1	—	—	—												
4442	Lawn & garden equip & supplies stores . . . . .	574	2 234	12 005	47	20	8	7	11	1	—	—	—	—												
44422	Nursery & garden centers . . . . .	518	1 875	10 392	35	13	5	5	11	1	—	—	—	—												
444220	Nursery & garden centers . . . . .	518	1 875	10 392	35	13	5	5	11	1	—	—	—	—												
445	Food & beverage stores . . . . .	10 763	40 590	160 020	287	100	49	44	22	21	49	2	—	—												
4451	Grocery stores . . . . .	10 085	38 421	151 249	187	51	20	30	15	20	49	2	—	—												
44511	Grocery (except convenience) stores . . . . .	9 762	37 471	147 506	152	40	14	12	15	20	49	2	—	—												
445110	Grocery (except convenience) stores . . . . .	9 762	37 471	147 506	152	40	14	12	15	20	49	2	—	—												
44512	Convenience stores . . . . .	323	950	3 743	35	11	6	18	—	—	—	—	—	—												
445120	Convenience stores . . . . .	323	950	3 743	35	11	6	18	—	—	—	—	—	—												
4452	Specialty food stores . . . . .	(E)	(D)	(D)	76	44	20	8	3	1	—	—	—	—												
44529	Other specialty food stores . . . . .	326	938	4 326	60	36	16	5	2	1	—	—	—	—												
445292	Confectionery & nut stores . . . . .	106	413	1 712	18	9	6	2	1	—	—	—	—	—												
445299	All other specialty food stores . . . . .	155	243	1 422	22	12	6	2	1	1	—	—	—	—												
4453	Beer, wine & liquor stores . . . . .	(C)	(D)	(D)	24	5	9	6	4	—	—	—	—	—												
44531	Beer, wine & liquor stores . . . . .	(C)	(D)	(D)	24	5	9	6	4	—	—	—	—	—												
446	Health & personal care stores . . . . .	1 939	14 236	60 087	230	103	65	36	25	—	1	—	—	—												
4461	Health & personal care stores . . . . .	1 939	14 236	60 087	230	103	65	36	25	—	1	—	—	—												
44611	Pharmacies & drug stores . . . . .	883	5 188	26 739	66	14	17	16	19	—	—	—	—	—												
446110	Pharmacies & drug stores . . . . .	883	5 188	26 739	66	14	17	16	19	—	—	—	—	—												
44612	Cosmetics, beauty supplies & perfume stores . . . . .	261	1 007	4 364	41	22	12	4	3	—	—	—	—	—												
446120	Cosmetics, beauty supplies & perfume stores . . . . .	261	1 007	4 364	41	22	12	4	3	—	—	—	—	—												
44613	Optical goods stores . . . . .	283	1 372	5 796	53	28	17	7	1	—	—	—	—	—												
446130	Optical goods stores . . . . .	283	1 372	5 796	53	28	17	7	1	—	—	—	—	—												
44619	Other health & personal care stores . . . . .	512	6 669	23 188	70	39	19	9	2	—	1	—	—	—												
446191	Food (health) supplement stores . . . . .	175	495	1 971	34	19	10	4	1	—	—	—	—	—												
446199	All other health & personal care stores . . . . .	337	6 174	21 217	36	20	9	5	1	—	1	—	—	—												
447	Gasoline stations . . . . .	3 031	10 291	41 547	343	100	110	117	14	2	—	—	—	—												
4471	Gasoline stations . . . . .	3 031	10 291	41 547	343	100	110	117	14	2	—	—	—	—												
44711	Gasoline stations with convenience stores . . . . .	2 553	8 254	33 032	289	82	91	103	12	1	—	—	—	—												
447110	Gasoline stations with convenience stores . . . . .	2 553	8 254	33 032	289	82	91	103	12	1	—	—	—	—												
44719	Other gasoline stations . . . . .	478	2 037	8 515	54	18	19	14	2	1	—	—	—	—												
447190	Other gasoline stations . . . . .	478	2 037	8 515	54	18	19	14	2	1	—	—	—	—												
448	Clothing & clothing accessories stores . . . . .	5 713	19 036	75 388	494	192	158	94	39	7	2	—	2	—												
4481	Clothing stores . . . . .	4 538	13 667	54 536	301	106	80	69	37	5	2	—	2	—												
44811	Men's clothing stores . . . . .	323	1 046	4 580	32	6	9	15	2	—	—	—	—	—												
448110	Men's clothing stores . . . . .	323	1 046	4 580	32	6	9	15	2	—	—	—	—	—												
44812	Women's clothing stores . . . . .	754	2 205	8 737	98	41	28	23	6	—	—	—	—	—												
448120	Women's clothing stores . . . . .	754	2 205	8 737	98	41	28	23	6	—	—	—	—	—												
44813	Children's & infants' clothing stores . . . . .	305	672	2 763	31	7	12	10	2	—	—	—	—	—												
448130	Children's & infants' clothing stores . . . . .	305	672	2 763	31	7	12	10	2	—	—	—	—	—												
44814	Family clothing stores . . . . .	2 689	7 809	31 564	72	18	11	15	19	5	2	—	2	—												
448140	Family clothing stores . . . . .	2 689	7 809	31 564	72	18	11	15	19	5	2	—	2	—												
44815	Clothing accessories stores . . . . .	103	403	1 332	28	17	10	1	—	—	—	—	—	—												
448150	Clothing accessories stores . . . . .	103	403	1 332	28	17	10	1	—	—	—	—	—	—												
44819	Other clothing stores . . . . .	364	1 532	5 560	40	17	10	5	8	—	—	—	—	—												
448190	Other clothing stores . . . . .	364	1 532	5 560	40	17	10	5	8	—	—	—	—	—												
4482	Shoe stores . . . . .	542	1 714	6 940	96	38	50	7	1	—	—	—	—	—												
44821	Shoe stores . . . . .	542	1 714	6 940	96	38	50	7	1	—	—	—	—	—												
448210	Shoe stores . . . . .	542	1 714	6 940	96	38	50	7	1	—	—	—	—	—												
4483	Jewelry, luggage & leather goods stores . . . . .	633	3 655	13 912	97	48	28	18	1	2	—	—	—	—												
44831	Jewelry stores . . . . .	555	3 273	12 527	92	45	27	18	1	1	—	—	—	—												
448310	Jewelry stores . . . . .	555	3 273	12 527	92	45	27	18	1	1	—	—	—	—												
451	Sporting goods, hobby, book & music stores . . . . .	3 941	14 126	56 727	296	99	84	61	43	7	1	1	—	—												
4511	Sporting goods, hobby, musical instrument stores . . . . .	2 822	10 743	42 921	214	74	62	43	30	3	1	1	—	—												
45111	Sporting goods stores . . . . .	1 558	6 190	24 908	102	33	32	20	13	2	1	1	—	—												
451110	Sporting goods stores . . . . .	1 558	6 190	24 908	102	33	32	20	13	2	1	1	—	—												
45112	Hobby, toy & game stores . . . . .	709	2 178	8 771	59	21	19	6	13	—	—	—	—	—												
451120	Hobby, toy & game stores . . . . .	709	2 178	8 771	59	21	19	6	13	—	—	—	—	—												
45113	Sewing, needlework & piece goods stores . . . . .	296	748	2 968	34	13	6	14	1	—	—	—	—	—												
451130	Sewing, needlework & piece goods stores . . . . .	296	748	2 968	34	13	6	14	1	—	—	—	—	—												
45114	Musical instrument & supplies stores . . . . .	259	1 627	6 274	19	7	5	3	3	1	—	—	—	—												
451140	Musical instrument & supplies stores . . . . .	259	1 627	6 274	19	7	5	3	3	1	—	—	—	—												
4512	Book, periodical & music stores . . . . .	1 119	3 383	13 806	82	25	22	18	13	4	—	—	—	—												
45121	Book stores & news dealers . . . . .	725	2 403	9 648	49	15	9	12	11	2	—	—	—	—												
451211	Book stores . . . . .	709	2 353	9 351	45	13	7	12	11	2	—	—	—	—												
45122	Prerecorded tape, CD & record stores . . . . .	394	980	4 158	33	10	13	6	2	2	—	—	—	—												
451220	Prerecorded tape, CD & record stores . . . . .	394	980	4 158	33	10	13	6	2	2	—	—	—	—												

See footnotes at end of table.

**Table 6. Counties—Employees, Payroll, and Establishments by Industry: 2001—Con.**

[Excludes most government employees, railroad employees, and self-employed persons. Size class 1 to 4 includes establishments with payroll, but no employees, during mid-March pay period. (D) denotes figures withheld to avoid disclosing data for individual companies; the data are included in broader industry totals. Detailed industries with 100 or more employees are shown if industry was not a (D). For explanation of terms, abbreviations, and data reliability/comparability, see introductory text]

NAICS code	Industry	Number of employees for week including March 12	Payroll (\$1,000)		Total number of establishments	Number of establishments by employment-size class									
			First quarter	Annual		1 to 4	5 to 9	10 to 19	20 to 49	50 to 99	100 to 249	250 to 499	500 to 999	1,000 or more	
<b>SALT LAKE—Con.</b>															
<b>44-45 Retail trade—Con.</b>															
452	General merchandise stores .....	8 785	35 184	147 480	85	11	5	7	13	9	31	9	—	—	
4521	Department stores .....	5 870	22 125	89 387	38	—	—	—	—	9	23	6	—	—	
45211	Department stores .....	5 870	22 125	89 387	38	—	—	—	—	9	23	6	—	—	
452110	Department stores .....	5 870	22 125	89 387	38	—	—	—	—	9	23	6	—	—	
4529	Other general merchandise stores .....	2 915	13 059	58 093	47	11	5	7	13	—	8	3	—	—	
45291	Warehouse clubs & superstores .....	2 413	11 813	52 551	11	—	—	—	—	—	8	3	—	—	
452910	Warehouse clubs & superstores .....	2 413	11 813	52 551	11	—	—	—	—	—	8	3	—	—	
45299	All other general merchandise stores .....	502	1 246	5 542	36	11	5	7	13	—	—	—	—	—	
452990	All other general merchandise stores .....	502	1 246	5 542	36	11	5	7	13	—	—	—	—	—	
453	Miscellaneous store retailers .....	2 915	11 789	49 744	388	207	104	36	39	—	2	—	—	—	
4531	Florists .....	269	839	3 467	48	27	13	8	—	—	—	—	—	—	
45311	Florists .....	269	839	3 467	48	27	13	8	—	—	—	—	—	—	
453110	Florists .....	269	839	3 467	48	27	13	8	—	—	—	—	—	—	
4532	Office supplies, stationery & gift stores .....	1 372	5 739	24 700	155	76	44	12	21	—	2	—	—	—	
45321	Office supplies & stationery stores .....	604	3 350	12 561	39	10	9	4	15	—	1	—	—	—	
453210	Office supplies & stationery stores .....	604	3 350	12 561	39	10	9	4	15	—	1	—	—	—	
45322	Gift, novelty & souvenir stores .....	768	2 389	12 139	116	66	35	8	6	—	1	—	—	—	
453220	Gift, novelty & souvenir stores .....	768	2 389	12 139	116	66	35	8	6	—	1	—	—	—	
4533	Used merchandise stores .....	307	1 229	4 999	38	20	10	2	6	—	—	—	—	—	
45331	Used merchandise stores .....	307	1 229	4 999	38	20	10	2	6	—	—	—	—	—	
453310	Used merchandise stores .....	307	1 229	4 999	38	20	10	2	6	—	—	—	—	—	
4539	Other miscellaneous store retailers .....	967	3 982	16 578	147	84	37	14	12	—	—	—	—	—	
45391	Pet & pet supplies stores .....	381	1 178	4 912	24	10	2	3	9	—	—	—	—	—	
453910	Pet & pet supplies stores .....	381	1 178	4 912	24	10	2	3	9	—	—	—	—	—	
45399	All other miscellaneous store retailers .....	463	1 996	8 725	94	58	25	8	3	—	—	—	—	—	
453998	All other misc store retailers (exc tobacco) ..	387	1 693	7 528	77	50	16	8	3	—	—	—	—	—	
454	Nonstore retailers .....	3 655	21 560	91 862	153	83	27	22	9	2	5	5	—	—	
4541	Electronic shopping & mail-order houses .....	2 233	14 670	62 969	56	21	13	11	4	—	3	4	—	—	
45411	Electronic shopping & mail-order houses .....	2 233	14 670	62 969	56	21	13	11	4	—	3	4	—	—	
454110	Electronic shopping & mail-order houses .....	2 233	14 670	62 969	56	21	13	11	4	—	3	4	—	—	
4542	Vending machine operators .....	270	1 512	6 392	25	15	4	2	2	—	—	—	—	—	
45421	Vending machine operators .....	270	1 512	6 392	25	15	4	2	2	—	—	—	—	—	
454210	Vending machine operators .....	270	1 512	6 392	25	15	4	2	2	—	—	—	—	—	
4543	Direct selling establishments .....	1 152	5 378	22 501	72	47	10	9	3	—	2	1	—	—	
45439	Other direct selling establishments .....	1 086	4 933	20 848	61	42	6	7	3	—	2	1	—	—	
454390	Other direct selling establishments .....	1 086	4 933	20 848	61	42	6	7	3	—	2	1	—	—	
<b>48-49</b>	<b>Transportation &amp; warehousing .....</b>	<b>28 836</b>	<b>247 383</b>	<b>1 016 615</b>	<b>576</b>	<b>282</b>	<b>94</b>	<b>90</b>	<b>51</b>	<b>27</b>	<b>20</b>	<b>4</b>	<b>3</b>	<b>5</b>	
481	Air transportation .....	(I)	(D)	(D)	19	2	3	3	2	2	3	—	2	2	
4811	Scheduled air transportation .....	(I)	(D)	(D)	16	1	3	1	2	2	3	—	2	2	
48111	Scheduled air transportation .....	(I)	(D)	(D)	16	1	3	1	2	2	3	—	2	2	
484	Truck transportation .....	13 146	98 238	398 357	333	177	44	54	24	18	10	3	1	2	
4841	General freight trucking .....	11 621	88 464	354 520	214	110	28	35	16	11	8	3	1	2	
48411	General freight trucking, local .....	594	4 601	19 462	58	34	7	12	4	—	1	—	—	—	
484110	General freight trucking, local .....	594	4 601	19 462	58	34	7	12	4	—	1	—	—	—	
48412	General freight trucking, long-distance .....	11 027	83 863	335 058	156	76	21	23	12	11	7	3	1	2	
484121	General freight trucking, long-distance, TL ..	8 766	61 728	246 126	130	72	19	16	11	6	3	—	1	2	
484122	General freight trucking, long-distance, LTL .....	2 261	22 135	88 932	26	4	2	7	1	5	4	3	—	—	
4842	Specialized freight trucking .....	1 525	9 774	43 837	119	67	16	8	7	2	—	—	—	—	
48421	Used household & office goods moving .....	325	1 788	7 671	20	8	3	2	5	2	—	—	—	—	
484210	Used household & office goods moving .....	325	1 788	7 671	20	8	3	2	5	2	—	—	—	—	
48422	Specialized freight (exc used) trucking, local ..	678	3 686	19 219	68	41	12	9	2	3	1	—	—	—	
484220	Specialized freight (exc used) trucking, local ..	678	3 686	19 219	68	41	12	9	2	3	1	—	—	—	
48423	Specialized freight (exc used) trucking, LDist ..	522	4 300	16 947	31	18	1	8	1	2	1	—	—	—	
484230	Specialized freight (exc used) trucking, LDist ..	522	4 300	16 947	31	18	1	8	1	2	1	—	—	—	
485	Transit & ground passenger transportation .....	614	3 134	11 751	25	9	5	4	3	3	1	—	—	—	
4855	Charter bus industry .....	341	1 849	6 477	5	—	—	1	2	1	1	—	—	—	
48551	Charter bus industry .....	341	1 849	6 477	5	—	—	1	2	1	1	—	—	—	
485510	Charter bus industry .....	341	1 849	6 477	5	—	—	1	2	1	1	—	—	—	
486	Pipeline transportation .....	(E)	(D)	(D)	11	7	—	1	1	1	—	1	—	—	
4862	Pipeline transportation of natural gas .....	(E)	(D)	(D)	6	3	—	1	—	1	—	1	—	—	
48621	Pipeline transportation of natural gas .....	(E)	(D)	(D)	6	3	—	1	—	1	—	1	—	—	
488	Transportation support activities .....	1 430	10 558	43 894	116	55	28	17	11	1	4	—	—	—	
4881	Air transportation support activities .....	722	3 747	15 315	19	6	3	1	4	1	4	—	—	—	
48811	Airport operations .....	702	3 597	14 526	12	1	1	1	4	1	4	—	—	—	
488119	Other airport operations .....	702	3 597	14 526	12	1	1	1	4	1	4	—	—	—	
4884	Road transportation support activities .....	130	809	3 553	27	16	6	5	—	—	—	—	—	—	
4885	Freight transportation arrangement .....	485	5 105	21 503	64	32	16	11	5	—	—	—	—	—	
48851	Freight transportation arrangement .....	485	5 105	21 503	64	32	16	11	5	—	—	—	—	—	
488510	Freight transportation arrangement .....	485	5 105	21 503	64	32	16	11	5	—	—	—	—	—	
492	Couriers & messengers .....	4 057	30 406	124 482	47	18	11	5	8	2	2	—	—	1	
4921	Couriers .....	4 057	30 406	124 482	24	8	4	2	5	2	2	—	—	1	
49211	Couriers .....	4 057	30 406	124 482	24	8	4	2	5	2	2	—	—	1	
492110	Couriers .....	4 057	30 406	124 482	24	8	4	2	5	2	2	—	—	1	
4922	Local messengers & local delivery .....	171	857	3 477	23	10	7	3	3	—	—	—	—	—	
49221	Local messengers & local delivery .....	171	857	3 477	23	10	7	3	3	—	—	—	—	—	
492210	Local messengers & local delivery .....	171	857	3 477	23	10	7	3	3	—	—	—	—	—	

See footnotes at end of table.

**Table 6. Counties—Employees, Payroll, and Establishments by Industry: 2001—Con.**

[Excludes most government employees, railroad employees, and self-employed persons. Size class 1 to 4 includes establishments with payroll, but no employees, during mid-March pay period. (D) denotes figures withheld to avoid disclosing data for individual companies; the data are included in broader industry totals. Detailed industries with 100 or more employees are shown if industry was not a (D). For explanation of terms, abbreviations, and data reliability/comparability, see introductory text]

NAICS code	Industry	Number of employees for week including March 12	Payroll (\$1,000)		Total number of establishments	Number of establishments by employment-size class									
			First quarter	Annual		1 to 4	5 to 9	10 to 19	20 to 49	50 to 99	100 to 249	250 to 499	500 to 999	1,000 or more	
<b>SALT LAKE—Con.</b>															
<b>51</b>	<b>Information .....</b>	<b>19 743</b>	<b>205 906</b>	<b>772 128</b>	<b>634</b>	<b>311</b>	<b>89</b>	<b>85</b>	<b>79</b>	<b>27</b>	<b>31</b>	<b>5</b>	<b>4</b>	<b>3</b>	
511	Publishing industries .....	4 205	54 596	201 597	121	53	17	21	15	5	8	—	1	1	
5111	Newspaper, periodical, book, database publishers .....	2 093	15 962	66 600	59	27	9	13	6	—	3	—	—	1	
51111	Newspaper publishers .....	1 607	10 994	47 366	16	7	2	3	1	—	2	—	—	1	
511110	Newspaper publishers .....	1 607	10 994	47 366	16	7	2	3	1	—	2	—	—	1	
51112	Periodical publishers .....	227	2 352	8 600	18	6	3	5	4	—	—	—	—	—	
511120	Periodical publishers .....	227	2 352	8 600	18	6	3	5	4	—	—	—	—	—	
51119	Other publishers .....	185	2 157	8 765	7	2	—	3	1	—	1	—	—	—	
511199	All other publishers .....	185	2 157	8 765	7	2	—	3	1	—	1	—	—	—	
512	Software publishers .....	2 112	38 634	134 997	62	26	8	8	9	5	5	—	1	—	
5121	Software publishers .....	2 112	38 634	134 997	62	26	8	8	9	5	5	—	1	—	
51210	Software publishers .....	2 112	38 634	134 997	62	26	8	8	9	5	5	—	1	—	
512	Motion picture & sound recording industries .....	1 419	6 553	26 719	114	76	9	11	12	1	5	—	—	—	
5121	Motion picture & video industries .....	1 348	6 084	24 549	104	69	8	11	10	1	5	—	—	—	
51211	Motion picture & video production .....	437	3 046	12 582	60	49	5	2	2	—	2	—	—	—	
512110	Motion picture & video production .....	437	3 046	12 582	60	49	5	2	2	—	2	—	—	—	
51212	Motion picture & video distribution .....	(C)	(D)	(D)	3	1	—	—	1	—	1	—	—	—	
51213	Motion picture & video exhibition .....	701	1 386	5 704	7	1	—	8	7	1	2	—	—	—	
513	Broadcasting & telecommunications .....	9 391	111 465	419 590	290	123	50	39	39	16	15	5	2	1	
5131	Radio & television broadcasting .....	(G)	(D)	(D)	40	13	7	6	6	3	4	1	—	—	
51311	Radio broadcasting .....	1 060	12 997	51 731	35	11	7	6	6	2	2	1	—	—	
51312	Television broadcasting .....	(E)	(D)	(D)	5	2	—	—	—	1	2	—	—	—	
5132	Cable networks & program distribution .....	(F)	(D)	(D)	23	11	—	3	4	2	2	1	—	—	
51322	Cable & other program distribution .....	(F)	(D)	(D)	21	11	—	3	3	1	2	1	—	—	
5133	Telecommunications .....	7 111	84 716	317 428	227	99	43	30	29	11	9	3	2	1	
51331	Wired telecommunications carriers .....	4 822	57 298	221 748	139	64	20	19	18	7	7	3	—	—	
513310	Wired telecommunications carriers .....	4 822	57 298	221 748	139	64	20	19	18	7	7	3	—	—	
51332	Wireless telecom carriers (exc satellite) .....	2 021	24 141	83 897	66	24	20	8	7	3	2	—	2	—	
51333	Telecommunications resellers .....	(C)	(D)	(D)	12	6	3	2	—	1	—	—	—	—	
514	Information & data processing services .....	4 728	33 292	124 222	109	59	13	14	13	5	3	—	1	1	
5141	Information services .....	802	10 551	36 225	61	34	7	8	8	3	1	—	—	—	
51419	Other information services .....	737	9 939	33 904	52	29	6	6	7	3	1	—	—	—	
5142	Data processing services .....	3 926	22 741	87 997	48	25	6	6	5	2	2	—	1	1	
51421	Data processing services .....	3 926	22 741	87 997	48	25	6	6	5	2	2	—	1	1	
514210	Data processing services .....	3 926	22 741	87 997	48	25	6	6	5	2	2	—	1	1	
<b>52</b>	<b>Finance &amp; insurance .....</b>	<b>32 484</b>	<b>342 115</b>	<b>1 314 952</b>	<b>2 262</b>	<b>1 299</b>	<b>428</b>	<b>268</b>	<b>147</b>	<b>68</b>	<b>39</b>	<b>5</b>	<b>5</b>	<b>3</b>	
521	Monetary authorities - central bank .....	(C)	(D)	(D)	1	—	—	—	—	—	1	—	—	—	
5211	Monetary authorities - central bank .....	(C)	(D)	(D)	1	—	—	—	—	—	1	—	—	—	
52111	Monetary authorities - central bank .....	(C)	(D)	(D)	1	—	—	—	—	—	1	—	—	—	
522	Credit intermediation & related activities .....	20 729	200 632	769 934	1 034	440	256	176	84	45	25	2	3	3	
5221	Depository credit intermediation .....	10 057	108 624	412 370	487	141	156	111	47	20	9	—	1	2	
52211	Commercial banking .....	7 725	90 280	323 137	319	89	98	74	35	14	6	—	1	2	
522110	Commercial banking .....	7 725	90 280	323 137	319	89	98	74	35	14	6	—	1	2	
52212	Savings institutions .....	(E)	(D)	(D)	34	6	18	7	3	—	—	—	—	—	
52213	Credit unions .....	(G)	(D)	(D)	130	46	39	30	9	5	1	—	—	—	
52219	Other depository credit intermediation .....	475	4 865	33 286	4	—	1	—	—	1	2	—	—	—	
522190	Other depository credit intermediation .....	475	4 865	33 286	4	—	1	—	—	1	2	—	—	—	
5222	Nondepository credit intermediation .....	8 151	70 692	276 176	387	181	80	53	30	25	15	2	—	1	
52221	Credit card issuing .....	(I)	(D)	(D)	54	—	7	13	6	11	14	2	—	1	
52222	Sales financing .....	(F)	(D)	(D)	78	41	13	9	11	4	—	—	—	—	
52229	Other nondepository credit intermediation .....	2 169	27 071	117 065	255	140	60	31	13	10	—	—	—	—	
522292	Real estate credit .....	1 548	21 236	91 021	151	73	37	22	11	7	1	—	—	—	
522298	All oth nondepository credit intermediation .....	252	2 988	14 639	41	29	8	2	—	2	—	—	—	—	
5223	Activities related to credit intermediation .....	2 521	21 316	81 388	160	118	20	12	7	—	1	—	2	—	
52231	Mortgage & nonmortgage brokers .....	374	3 184	17 827	108	85	13	8	2	—	—	—	—	—	
522310	Mortgage & nonmortgage brokers .....	374	3 184	17 827	108	85	13	8	2	—	—	—	—	—	
52232	Financial clearinghouse & reserve activities .....	107	1 120	4 919	10	6	1	—	3	—	—	—	—	—	
522320	Financial clearinghouse & reserve activities .....	107	1 120	4 919	10	6	1	—	3	—	—	—	—	—	
52239	Other credit intermediation activities .....	2 040	17 012	58 642	42	27	6	4	2	—	1	—	2	—	
522390	Other credit intermediation activities .....	2 040	17 012	58 642	42	27	6	4	2	—	1	—	2	—	
523	Security, commodity contracts & like activity .....	(H)	(D)	(D)	445	331	52	29	22	9	2	—	—	—	
5231	Scrtcy & comdty contracts intermed & brokerage .....	1 815	37 529	127 620	202	138	23	16	16	8	1	—	—	—	
52311	Investment banking & securities dealing .....	(E)	(D)	(D)	26	15	4	3	3	1	—	—	—	—	
52312	Securities brokerage .....	1 516	30 866	107 891	174	122	19	13	12	7	1	—	—	—	
523120	Securities brokerage .....	1 516	30 866	107 891	174	122	19	13	12	7	1	—	—	—	
5239	Other financial investment activities .....	(F)	(D)	(D)	243	193	29	13	6	1	1	—	—	—	
52391	Miscellaneous intermediation .....	154	2 509	8 204	38	27	9	—	2	—	—	—	—	—	
523910	Miscellaneous intermediation .....	154	2 509	8 204	38	27	9	—	2	—	—	—	—	—	
52392	Portfolio management .....	324	4 388	36 610	48	36	6	3	2	—	1	—	—	—	
523920	Portfolio management .....	324	4 388	36 610	48	36	6	3	2	—	1	—	—	—	
52393	Investment advice .....	322	2 347	12 155	138	120	10	6	1	1	—	—	—	—	
523930	Investment advice .....	322	2 347	12 155	138	120	10	6	1	1	—	—	—	—	
52399	All other financial investment activities .....	(C)	(D)	(D)	19	10	4	4	1	—	—	—	—	—	
524	Insurance carriers & related activities .....	8 780	91 363	347 446	765	513	120	61	41	14	11	3	2	—	
5241	Insurance carriers .....	4 915	54 877	195 037	168	82	32	20	15	7	8	2	2	—	
52411	Direct life, health, medical insurance carriers .....	3 539	38 340	132 483	73	33	8	10	9	5	5	1	2	—	
524113	Direct life insurance carriers .....	1 274	14 337	48 827	53	25	6	7	7	4	4	—	—	—	
524114	Direct health & medical insurance carriers .....	2 265	24 003	83 656	20	8	2	3	2	1	1	2	—	—	
52412	Other direct insurance carriers .....	(G)	(D)	(D)	93	47	24	10	6	2	3	1	—	—	
524126	Direct property & casualty insurance carriers .....	988	12 789	46 596	67	38	16	5	4	2	1	1	—	—	

See footnotes at end of table.

**Table 6. Counties—Employees, Payroll, and Establishments by Industry: 2001—Con.**

[Excludes most government employees, railroad employees, and self-employed persons. Size class 1 to 4 includes establishments with payroll, but no employees, during mid-March pay period. (D) denotes figures withheld to avoid disclosing data for individual companies; the data are included in broader industry totals. Detailed industries with 100 or more employees are shown if industry was not a (D). For explanation of terms, abbreviations, and data reliability/comparability, see introductory text]

NAICS code	Industry	Number of employees for week including March 12	Payroll (\$1,000)		Total number of establishments	Number of establishments by employment-size class								
			First quarter	Annual		1 to 4	5 to 9	10 to 19	20 to 49	50 to 99	100 to 249	250 to 499	500 to 999	1,000 or more
<b>SALT LAKE—Con.</b>														
<b>52</b>	<b>Finance &amp; insurance—Con.</b>													
524	Insurance carriers & related activities—Con.													
5242	Agencies & other insurance related activities ...	3 865	36 486	152 409	597	431	88	41	26	7	3	1	—	—
52421	Insurance agencies & brokerages ...	2 479	23 560	98 313	520	392	76	34	13	3	2	—	—	—
524210	Insurance agencies & brokerages ...	2 479	23 560	98 313	520	392	76	34	13	3	2	—	—	—
52429	Other insurance related activities ...	1 386	12 926	54 096	77	39	12	7	13	4	1	1	—	—
524291	Claims adjusting ...	264	1 797	7 383	24	13	5	2	2	2	—	—	—	—
524292	Insurance & pension funds, third party admin ...	886	9 692	40 776	32	12	6	3	8	1	1	1	—	—
524298	All other insurance related activities ...	236	1 437	5 937	21	14	1	2	3	1	—	—	—	—
<b>53</b>	<b>Real estate &amp; rental &amp; leasing</b>	<b>9 068</b>	<b>55 994</b>	<b>240 328</b>	<b>1 363</b>	<b>996</b>	<b>188</b>	<b>106</b>	<b>41</b>	<b>21</b>	<b>8</b>	<b>3</b>	—	—
531	Real estate ...	5 831	36 672	159 583	1 098	876	122	54	24	16	4	2	—	—
5311	Lessors of real estate ...	1 488	7 500	32 680	342	263	48	21	6	3	1	—	—	—
53111	Lessors of residential buildings & dwellings ...	716	3 389	15 153	131	90	25	11	3	1	1	—	—	—
531110	Lessors of residential buildings & dwellings.	716	3 389	15 153	131	90	25	11	3	1	1	—	—	—
53112	Lessors of nonres bldg (exc miniwarehouses) ...	554	3 383	14 128	131	101	19	6	3	2	—	—	—	—
531120	Lessors of nonres bldg (exc miniwarehouses) ...	554	3 383	14 128	131	101	19	6	3	2	—	—	—	—
53113	Lessors of miniwarehouses & self storage units ...	133	377	1 773	53	49	2	2	—	—	—	—	—	—
531130	Lessors of miniwarehouses & self storage units ...	133	377	1 773	53	49	2	2	—	—	—	—	—	—
5312	Offices of real estate agents & brokers ...	1 117	8 089	36 442	442	395	27	11	6	3	—	—	—	—
53121	Offices of real estate agents & brokers ...	1 117	8 089	36 442	442	395	27	11	6	3	—	—	—	—
531210	Offices of real estate agents & brokers ...	1 117	8 089	36 442	442	395	27	11	6	3	—	—	—	—
5313	Activities related to real estate ...	3 226	21 083	90 461	314	218	47	22	12	10	3	2	—	—
53131	Real estate property managers ...	2 760	17 565	75 131	199	126	34	16	9	9	3	2	—	—
531311	Residential property managers ...	1 137	8 085	34 745	146	95	29	10	6	5	1	—	—	—
531312	Nonresidential property managers ...	1 623	9 480	40 386	53	31	5	6	3	4	2	2	—	—
53132	Offices of real estate appraisers ...	361	2 612	11 064	71	56	6	5	3	1	—	—	—	—
531320	Offices of real estate appraisers ...	361	2 612	11 064	71	56	6	5	3	1	—	—	—	—
53139	Other activities related to real estate ...	105	906	4 266	44	36	7	1	—	—	—	—	—	—
531390	Other activities related to real estate ...	105	906	4 266	44	36	7	1	—	—	—	—	—	—
532	Rental & leasing services ...	3 135	18 124	75 926	252	112	64	51	15	5	4	1	—	—
5321	Automotive equipment rental & leasing ...	1 611	8 412	36 583	62	33	12	5	4	3	4	1	—	—
53211	Passenger car rental & leasing ...	1 411	6 745	29 871	34	17	6	1	2	3	4	1	—	—
532111	Passenger car rental ...	1 394	6 579	29 209	30	15	4	1	2	3	4	1	—	—
53212	Truck, utility trailer & RV rental & leasing ...	200	1 667	6 712	28	16	6	4	2	—	—	—	—	—
532120	Truck, utility trailer & RV rental & leasing ...	200	1 667	6 712	28	16	6	4	2	—	—	—	—	—
5322	Consumer goods rental ...	792	2 491	9 642	92	31	20	37	3	1	—	—	—	—
53222	Formal wear & costume rental ...	117	385	1 694	18	10	4	2	2	—	—	—	—	—
532220	Formal wear & costume rental ...	117	385	1 694	18	10	4	2	2	—	—	—	—	—
53223	Video tape & disc rental ...	513	1 211	5 064	52	9	9	34	—	—	—	—	—	—
532230	Video tape & disc rental ...	513	1 211	5 064	52	9	9	34	—	—	—	—	—	—
53229	Other consumer goods rental ...	(C)	(D)	(D)	20	11	6	1	1	1	—	—	—	—
5323	General rental centers ...	236	1 849	7 600	28	8	17	—	2	1	—	—	—	—
53231	General rental centers ...	236	1 849	7 600	28	8	17	—	2	1	—	—	—	—
532310	General rental centers ...	236	1 849	7 600	28	8	17	—	2	1	—	—	—	—
5324	Commercial, industrial equip rental & leasing ...	496	5 372	22 101	70	40	15	9	6	—	—	—	—	—
53241	Const, trans, mining equip rental & leasing ...	228	2 524	10 701	30	17	5	5	3	—	—	—	—	—
53249	Oth commercial, industrial equip rental, lease ...	243	2 574	10 456	33	18	8	4	3	—	—	—	—	—
532490	Oth commercial, industrial equip rental, lease ...	243	2 574	10 456	33	18	8	4	3	—	—	—	—	—
533	Lessors of other nonfinancial intangible asset ...	102	1 198	4 819	13	8	2	1	2	—	—	—	—	—
5331	Lessors of other nonfinancial intangible asset ...	102	1 198	4 819	13	8	2	1	2	—	—	—	—	—
53311	Lessors of other nonfinancial intangible asset.	102	1 198	4 819	13	8	2	1	2	—	—	—	—	—
533110	Lessors of other nonfinancial intangible asset ...	102	1 198	4 819	13	8	2	1	2	—	—	—	—	—
<b>54</b>	<b>Professional, scientific &amp; technical services</b>	<b>33 083</b>	<b>360 643</b>	<b>1 559 337</b>	<b>2 941</b>	<b>1 926</b>	<b>421</b>	<b>255</b>	<b>210</b>	<b>78</b>	<b>41</b>	<b>5</b>	<b>2</b>	<b>3</b>
541	Professional, scientific & technical services ...	33 083	360 643	1 559 337	2 941	1 926	421	255	210	78	41	5	2	3
5411	Legal services ...	4 825	68 249	328 172	547	369	66	50	42	15	4	1	—	—
54111	Offices of lawyers ...	4 502	65 826	315 517	523	360	63	44	36	15	4	1	—	—
541110	Offices of lawyers ...	4 502	65 826	315 517	523	360	63	44	36	15	4	1	—	—
54119	Other legal services ...	323	2 423	12 655	24	9	3	6	6	—	—	—	—	—
541191	Title abstract & settlement offices ...	296	2 298	12 050	19	6	2	5	6	—	—	—	—	—
5412	Accounting, tax prep, bookkeep, payroll services ...	5 004	32 884	158 500	397	257	68	30	20	13	7	1	1	—
54121	Accounting, tax prep, bookkeep, payroll services ...	5 004	32 884	158 500	397	257	68	30	20	13	7	1	1	—
541211	Offices of certified public accountants ...	1 808	18 042	75 282	217	133	44	20	13	6	1	—	—	—
541213	Tax preparation services ...	574	1 522	4 087	27	22	1	1	—	—	3	—	—	—
541214	Payroll services ...	1 790	8 720	54 850	36	13	7	5	5	2	2	1	1	—
541219	Other accounting services ...	832	4 600	24 281	117	89	16	4	2	5	1	—	—	—
5413	Architectural, engineering & related services ...	5 960	61 959	262 020	501	269	94	59	57	15	6	—	1	—
54131	Architectural services ...	1 038	9 490	44 692	121	66	29	15	7	3	1	—	—	—
541310	Architectural services ...	1 038	9 490	44 692	121	66	29	15	7	3	1	—	—	—
54133	Engineering services ...	3 900	43 710	177 486	264	139	39	33	38	10	4	—	1	—
541330	Engineering services ...	3 900	43 710	177 486	264	139	39	33	38	10	4	—	1	—
54134	Drafting services ...	138	1 554	6 941	18	11	3	1	3	—	—	—	—	—
541340	Drafting services ...	138	1 554	6 941	18	11	3	1	3	—	—	—	—	—
54137	Surveying, mapping (exc geophysical) services ...	211	1 920	8 890	26	12	7	4	3	—	—	—	—	—
541370	Surveying, mapping (exc geophysical) services ...	211	1 920	8 890	26	12	7	4	3	—	—	—	—	—
54138	Testing laboratories ...	546	4 606	20 021	28	8	6	6	5	2	1	—	—	—
541380	Testing laboratories ...	546	4 606	20 021	28	8	6	6	5	2	1	—	—	—

See footnotes at end of table.

Table 6. Counties—Employees, Payroll, and Establishments by Industry: 2001—Con.

[Excludes most government employees, railroad employees, and self-employed persons. Size class 1 to 4 includes establishments with payroll, but no employees, during mid-March pay period. (D) denotes figures withheld to avoid disclosing data for individual companies; the data are included in broader industry totals. Detailed industries with 100 or more employees are shown if industry was not a (D). For explanation of terms, abbreviations, and data reliability/comparability, see introductory text]

NAICS code	Industry	Number of employees for week including March 12	Payroll (\$1,000)		Total number of establishments	Number of establishments by employment-size class									
			First quarter	Annual		1 to 4	5 to 9	10 to 19	20 to 49	50 to 99	100 to 249	250 to 499	500 to 999	1,000 or more	
<b>SALT LAKE—Con.</b>															
<b>54</b>	<b>Professional, scientific &amp; technical services—Con.</b>														
541	Professional, scientific & technical services—Con.														
5414	Specialized design services	532	4 001	16 176	133	98	20	10	4	1	—	—	—	—	
54141	Interior design services	138	803	3 768	44	33	8	1	2	—	—	—	—	—	
541410	Interior design services	138	803	3 768	44	33	8	1	2	—	—	—	—	—	
54143	Graphic design services	284	2 125	8 969	76	56	11	8	1	—	—	—	—	—	
541430	Graphic design services	284	2 125	8 969	76	56	11	8	1	—	—	—	—	—	
5415	Computer systems design & related services	6 511	105 670	407 568	386	250	42	28	34	13	17	2	—	—	
54151	Computer systems design & related services	6 511	105 670	407 568	386	250	42	28	34	13	17	2	—	—	
541511	Custom computer programming services	2 965	49 496	194 800	192	124	21	13	16	11	7	—	—	—	
541512	Computer systems design services	3 090	49 999	186 828	129	77	15	12	12	2	9	2	—	—	
541519	Other computer related services	412	5 773	23 995	59	45	6	2	5	—	1	—	—	—	
5416	Management, sci & tech consulting services	5 278	36 437	161 290	482	388	48	22	14	5	2	—	—	3	
54161	Management consulting services	4 837	31 892	141 242	380	305	38	19	10	3	2	—	—	3	
541611	Admin & gen management consulting services	510	7 421	34 134	140	117	14	2	6	1	—	—	—	—	
541612	Human res & exec search consulting services	349	4 230	19 174	54	33	9	9	2	1	—	—	—	—	
541613	Marketing consulting services	3 838	19 202	82 580	121	98	10	5	2	1	2	—	—	3	
541618	Other management consulting services	104	787	4 084	52	46	4	2	—	—	—	—	—	—	
54162	Environmental consulting services	197	1 850	8 123	30	24	1	2	1	2	—	—	—	—	
541620	Environmental consulting services	197	1 850	8 123	30	24	1	2	1	2	—	—	—	—	
54169	Oth scientific & technical consulting services	244	2 695	11 925	72	59	9	1	3	—	—	—	—	—	
541690	Oth scientific & technical consulting services	244	2 695	11 925	72	59	9	1	3	—	—	—	—	—	
5417	Scientific R&D services	1 574	20 535	102 405	96	55	14	9	9	7	1	1	—	—	
54171	R&D in physical, engineering & life sciences	1 517	19 762	98 991	83	45	13	8	8	7	1	1	—	—	
541710	R&D in physical, engineering & life sciences	1 517	19 762	98 991	83	45	13	8	8	7	1	1	—	—	
5418	Advertising & related services	2 082	22 364	85 259	200	118	33	21	19	6	3	—	—	—	
54181	Advertising agencies	1 161	14 987	55 069	87	54	9	8	11	3	2	—	—	—	
541810	Advertising agencies	1 161	14 987	55 069	87	54	9	8	11	3	2	—	—	—	
54186	Direct mail advertising	279	2 539	10 592	13	5	2	1	3	1	1	—	—	—	
541860	Direct mail advertising	279	2 539	10 592	13	5	2	1	3	1	1	—	—	—	
54189	Other services related to advertising	335	2 268	9 211	41	22	10	4	3	2	—	—	—	—	
541890	Other services related to advertising	335	2 268	9 211	41	22	10	4	3	2	—	—	—	—	
5419	Oth professional, scientific, technical services	1 317	8 544	37 947	199	122	36	26	11	3	1	—	—	—	
54191	Marketing research & public opinion polling	155	2 323	9 458	13	6	2	3	1	1	—	—	—	—	
541910	Marketing research & public opinion polling	155	2 323	9 458	13	6	2	3	1	1	—	—	—	—	
54192	Photographic services (E)	223	749	3 203	66	44	16	4	2	—	—	—	—	—	
541921	Photography studios, portrait	223	749	3 203	66	44	16	4	2	—	—	—	—	—	
54194	Veterinary services	611	3 174	14 010	55	17	13	18	5	2	—	—	—	—	
541940	Veterinary services	611	3 174	14 010	55	17	13	18	5	2	—	—	—	—	
54199	All oth prof, scientific & technical services	258	1 540	8 185	59	50	5	1	2	—	1	—	—	—	
541990	All oth prof, scientific & technical services	258	1 540	8 185	59	50	5	1	2	—	1	—	—	—	
<b>55</b>	<b>Management of companies &amp; enterprises</b>	<b>14 579</b>	<b>173 818</b>	<b>613 967</b>	<b>218</b>	<b>73</b>	<b>41</b>	<b>32</b>	<b>29</b>	<b>17</b>	<b>11</b>	<b>7</b>	<b>6</b>	<b>2</b>	
551	Management of companies & enterprises	14 579	173 818	613 967	218	73	41	32	29	17	11	7	6	2	
5511	Management of companies & enterprises	14 579	173 818	613 967	218	73	41	32	29	17	11	7	6	2	
55111	Management of companies & enterprises	14 579	173 818	613 967	218	73	41	32	29	17	11	7	6	2	
551112	Offices of other holding companies	544	14 281	41 235	34	18	8	2	3	2	1	—	—	—	
551114	Corp, subsidiary & regional managing offices	13 998	158 908	570 405	177	49	33	30	25	15	10	7	6	2	
<b>56</b>	<b>Admin, support, waste mgt, remediation services</b>	<b>36 185</b>	<b>192 470</b>	<b>806 681</b>	<b>1 465</b>	<b>801</b>	<b>222</b>	<b>157</b>	<b>141</b>	<b>61</b>	<b>60</b>	<b>13</b>	<b>7</b>	<b>3</b>	
561	Administrative & support services	35 412	182 199	767 779	1 420	783	216	149	130	60	59	13	7	3	
5611	Office administrative services	2 211	13 983	59 496	157	98	22	13	16	5	2	—	1	—	
56111	Office administrative services	2 211	13 983	59 496	157	98	22	13	16	5	2	—	1	—	
561110	Office administrative services	2 211	13 983	59 496	157	98	22	13	16	5	2	—	1	—	
5612	Facilities support services	653	7 331	33 224	15	8	2	1	2	1	—	1	—	—	
56121	Facilities support services	653	7 331	33 224	15	8	2	1	2	1	—	1	—	—	
561210	Facilities support services	653	7 331	33 224	15	8	2	1	2	1	—	1	—	—	
5613	Employment services	16 632	94 350	401 372	195	50	20	16	33	36	29	4	5	2	
56131	Employment placement agencies	1 322	4 289	18 183	29	13	7	3	2	1	2	—	1	—	
561310	Employment placement agencies	1 322	4 289	18 183	29	13	7	3	2	1	2	—	1	—	
56132	Temporary help services	7 964	47 250	188 637	129	27	7	8	27	33	23	4	—	—	
561320	Temporary help services	7 964	47 250	188 637	129	27	7	8	27	33	23	4	—	—	
56133	Employee leasing services	7 346	42 811	194 552	37	10	6	5	4	2	4	—	4	2	
561330	Employee leasing services	7 346	42 811	194 552	37	10	6	5	4	2	4	—	4	2	
5614	Business support services	3 484	15 812	63 648	178	106	21	24	18	2	5	1	—	1	
56141	Document preparation services	444	1 612	7 048	24	17	2	4	—	—	—	1	—	—	
561410	Document preparation services	444	1 612	7 048	24	17	2	4	—	—	—	1	—	—	
56142	Telephone call centers	1 929	8 017	31 274	26	11	3	3	3	1	4	—	1	—	
561422	Telemarketing bureaus	1 875	7 822	30 627	18	5	3	2	2	1	4	—	—	1	
56143	Business service centers	454	2 453	9 953	52	29	5	9	—	—	—	—	—	—	
561439	Oth business service centers (incl copy shops)	368	2 084	8 470	33	15	3	7	8	—	—	—	—	—	
56144	Collection agencies	389	1 778	7 238	34	20	7	4	1	1	1	—	—	—	
561440	Collection agencies	389	1 778	7 238	34	20	7	4	1	1	1	—	—	—	
56145	Credit bureaus	121	1 134	4 751	11	6	1	1	3	—	—	—	—	—	
561450	Credit bureaus	121	1 134	4 751	11	6	1	1	3	—	—	—	—	—	
56149	Other business support services	147	818	3 384	31	23	3	3	2	—	—	—	—	—	
5615	Travel arrangement & reservation services	1 427	14 001	43 062	119	61	33	11	10	1	2	1	—	—	
56151	Travel agencies	1 012	10 791	29 888	86	44	26	7	6	1	1	1	—	—	
561510	Travel agencies	1 012	10 791	29 888	86	44	26	7	6	1	1	1	—	—	
56152	Tour operators	122	821	3 507	17	11	3	2	1	—	—	—	—	—	
561520	Tour operators	122	821	3 507	17	11	3	2	1	—	—	—	—	—	
56159	Oth travel arrangement & reservation services	293	2 389	9 667	16	6	4	2	3	—	1	—	—	—	

See footnotes at end of table.

**Table 6. Counties—Employees, Payroll, and Establishments by Industry: 2001—Con.**

[Excludes most government employees, railroad employees, and self-employed persons. Size class 1 to 4 includes establishments with payroll, but no employees, during mid-March pay period. (D) denotes figures withheld to avoid disclosing data for individual companies; the data are included in broader industry totals. Detailed industries with 100 or more employees are shown if industry was not a (D). For explanation of terms, abbreviations, and data reliability/comparability, see introductory text]

NAICS code	Industry	Number of employees for week including March 12	Payroll (\$1,000)		Total number of establishments	Number of establishments by employment-size class																	
			First quarter	Annual		1 to 4	5 to 9	10 to 19	20 to 49	50 to 99	100 to 249	250 to 499	500 to 999	1,000 or more									
<b>SALT LAKE—Con.</b>																							
<b>56</b>	<b>Admin, support, waste mgmt, remediation services—Con.</b>																						
561	Administrative & support services—Con.																						
5616	Investigation & security services .....	2 653	11 652	49 160	68	30	8	9	6	5	8	2	—	—	—	—	—	—	—	—	—	—	
56161	Investigation, guard & armored car services ..	2 071	8 451	35 456	43	18	2	6	5	5	5	2	—	—	—	—	—	—	—	—	—	—	
561612	Security guards & patrol services .....	1 770	6 750	28 369	21	4	1	4	1	5	4	2	—	—	—	—	—	—	—	—	—	—	
56162	Security systems services .....	582	3 201	13 704	25	12	6	3	1	—	3	—	—	—	—	—	—	—	—	—	—	—	
561621	Security systems services (except locksmiths) .....	504	2 664	11 183	12	5	3	1	—	—	3	—	—	—	—	—	—	—	—	—	—	—	
5617	Services to buildings & dwellings .....	6 592	19 407	94 558	584	364	92	65	41	8	11	2	1	—	—	—	—	—	—	—	—	—	
56172	Janitorial services .....	4 995	13 591	59 010	252	121	49	40	22	7	10	2	1	—	—	—	—	—	—	—	—	—	
561720	Janitorial services .....	4 995	13 591	59 010	252	121	49	40	22	7	10	2	1	—	—	—	—	—	—	—	—	—	
56173	Landscaping services .....	1 197	3 622	25 602	248	185	28	20	13	1	1	—	—	—	—	—	—	—	—	—	—	—	
561730	Landscaping services .....	1 197	3 622	25 602	248	185	28	20	13	1	1	—	—	—	—	—	—	—	—	—	—	—	
56174	Carpet & upholstery cleaning services .....	156	658	3 037	42	31	7	3	1	—	—	—	—	—	—	—	—	—	—	—	—	—	
561740	Carpet & upholstery cleaning services .....	156	658	3 037	42	31	7	3	1	—	—	—	—	—	—	—	—	—	—	—	—	—	
56179	Other services to buildings & dwellings .....	168	1 019	4 866	29	19	6	1	3	—	—	—	—	—	—	—	—	—	—	—	—	—	
561790	Other services to buildings & dwellings .....	168	1 019	4 866	29	19	6	1	3	—	—	—	—	—	—	—	—	—	—	—	—	—	
5619	Other support services .....	1 760	5 663	23 259	104	66	18	10	4	2	2	2	—	—	—	—	—	—	—	—	—	—	
56192	Convention & trade show organizers .....	209	1 204	3 930	25	18	5	1	—	—	—	—	—	—	—	—	—	—	—	—	—	—	
561920	Convention & trade show organizers .....	209	1 204	3 930	25	18	5	1	—	—	—	—	—	—	—	—	—	—	—	—	—	—	
56199	All other support services .....	1 507	4 172	18 208	67	41	9	8	4	2	1	2	—	—	—	—	—	—	—	—	—	—	
561990	All other support services .....	1 507	4 172	18 208	67	41	9	8	4	2	1	2	—	—	—	—	—	—	—	—	—	—	
562	Waste management & remediation services .....	773	10 271	38 902	45	18	6	8	11	1	1	—	—	—	—	—	—	—	—	—	—	—	
5621	Waste collection .....	205	1 624	6 987	14	6	2	3	2	1	—	—	—	—	—	—	—	—	—	—	—	—	
56211	Waste collection .....	205	1 624	6 987	14	6	2	3	2	1	—	—	—	—	—	—	—	—	—	—	—	—	
562111	Solid waste collection .....	170	1 418	6 398	10	5	1	1	2	1	—	—	—	—	—	—	—	—	—	—	—	—	
5622	Waste treatment & disposal .....	252	2 579	10 340	8	4	1	1	1	—	1	—	—	—	—	—	—	—	—	—	—	—	
56221	Waste treatment & disposal .....	252	2 579	10 340	8	4	1	1	1	—	1	—	—	—	—	—	—	—	—	—	—	—	
5629	Remediation & oth waste management services .....	316	6 068	21 575	23	8	3	4	8	—	—	—	—	—	—	—	—	—	—	—	—	—	
56291	Remediation services .....	(C)	(D)	(D)	10	3	1	3	3	—	—	—	—	—	—	—	—	—	—	—	—	—	
56299	All other waste management services .....	144	4 668	16 177	11	4	2	1	4	—	—	—	—	—	—	—	—	—	—	—	—	—	
<b>61</b>	<b>Educational services .....</b>	<b>5 009</b>	<b>27 782</b>	<b>114 675</b>	<b>305</b>	<b>158</b>	<b>51</b>	<b>46</b>	<b>34</b>	<b>7</b>	<b>6</b>	<b>2</b>	<b>1</b>	<b>—</b>	<b>—</b>	<b>—</b>	<b>—</b>	<b>—</b>	<b>—</b>	<b>—</b>	<b>—</b>	<b>—</b>	
611	Educational services .....	5 009	27 782	114 675	305	158	51	46	34	7	6	2	1	—	—	—	—	—	—	—	—	—	
6111	Elementary & secondary schools .....	1 670	8 607	33 522	79	34	11	13	17	1	2	1	—	—	—	—	—	—	—	—	—	—	
61111	Elementary & secondary schools .....	1 670	8 607	33 522	79	34	11	13	17	1	2	1	—	—	—	—	—	—	—	—	—	—	
611110	Elementary & secondary schools .....	1 670	8 607	33 522	79	34	11	13	17	1	2	1	—	—	—	—	—	—	—	—	—	—	
6112	Junior colleges .....	(E)	(D)	(D)	4	—	—	—	2	1	1	—	—	—	—	—	—	—	—	—	—	—	
61121	Junior colleges .....	(E)	(D)	(D)	4	—	—	—	2	1	1	—	—	—	—	—	—	—	—	—	—	—	
6113	Colleges, universities & professional schools ..	(G)	(D)	(D)	7	3	2	—	—	—	—	—	—	—	—	—	—	—	—	—	—	—	
61131	Colleges, universities & professional schools ..	(G)	(D)	(D)	7	3	2	—	—	—	—	—	—	—	—	—	—	—	—	—	—	—	
6114	Business schools & computer & mgt training ...	(E)	(D)	(D)	26	14	4	3	3	1	1	—	—	—	—	—	—	—	—	—	—	—	
61142	Computer training .....	298	2 658	10 371	10	2	2	1	3	1	1	—	—	—	—	—	—	—	—	—	—	—	
611420	Computer training .....	298	2 658	10 371	10	2	2	1	3	1	1	—	—	—	—	—	—	—	—	—	—	—	
6115	Technical & trade schools .....	(C)	(D)	(D)	30	17	6	4	2	1	—	—	—	—	—	—	—	—	—	—	—	—	
61151	Technical & trade schools .....	(C)	(D)	(D)	30	17	6	4	2	1	—	—	—	—	—	—	—	—	—	—	—	—	
6116	Other schools & instruction .....	1 246	7 195	31 445	138	73	28	23	10	3	1	—	—	—	—	—	—	—	—	—	—	—	
61161	Fine arts schools .....	238	618	2 615	45	25	11	8	1	—	—	—	—	—	—	—	—	—	—	—	—	—	
611610	Fine arts schools .....	238	618	2 615	45	25	11	8	1	—	—	—	—	—	—	—	—	—	—	—	—	—	
61162	Sports & recreation instruction .....	275	3 142	12 606	32	18	5	7	1	1	—	—	—	—	—	—	—	—	—	—	—	—	
611620	Sports & recreation instruction .....	275	3 142	12 606	32	18	5	7	1	1	—	—	—	—	—	—	—	—	—	—	—	—	
61169	All other schools & instruction .....	701	3 317	15 793	55	26	11	7	8	2	1	—	—	—	—	—	—	—	—	—	—	—	
611699	All other miscellaneous schools & instruction .....	466	2 719	13 066	33	15	9	3	4	1	1	—	—	—	—	—	—	—	—	—	—	—	
6117	Educational support services .....	(C)	(D)	(D)	21	17	—	3	—	—	1	—	—	—	—	—	—	—	—	—	—	—	
61171	Educational support services .....	(C)	(D)	(D)	21	17	—	3	—	—	1	—	—	—	—	—	—	—	—	—	—	—	
<b>62</b>	<b>Health care and social assistance .....</b>	<b>46 102</b>	<b>331 746</b>	<b>1 456 019</b>	<b>2 155</b>	<b>1 085</b>	<b>477</b>	<b>297</b>	<b>173</b>	<b>65</b>	<b>37</b>	<b>10</b>	<b>4</b>	<b>7</b>	<b>—</b>	<b>—</b>	<b>—</b>	<b>—</b>	<b>—</b>	<b>—</b>	<b>—</b>	<b>—</b>	
621	Ambulatory health care services .....	18 100	139 302	657 677	1 661	939	374	194	98	33	15	5	2	1	—	—	—	—	—	—	—	—	
6211	Offices of physicians .....	6 745	61 936	317 672	643	378	123	67	45	22	6	2	—	—	—	—	—	—	—	—	—	—	
62111	Offices of physicians .....	6 745	61 936	317 672	643	378	123	67	45	22	6	2	—	—	—	—	—	—	—	—	—	—	
621111	Offices of physicians (exc mental health) ...	6 657	61 236	313 870	608	347	121	66	44	22	6	2	—	—	—	—	—	—	—	—	—	—	
6212	Offices of dentists .....	3 146	20 199	90 447	537	248	193	87	9	—	—	—	—	—	—	—	—	—	—	—	—	—	
62121	Offices of dentists .....	3 146	20 199	90 447	537	248	193	87	9	—	—	—	—	—	—	—	—	—	—	—	—	—	
621210	Offices of dentists .....	3 146	20 199	90 447	537	248	193	87	9	—	—	—	—	—	—	—	—	—	—	—	—	—	
6213	Offices of other health practitioners .....	1 706	10 838	46 419	323	256	39	14															

**Table 6. Counties—Employees, Payroll, and Establishments by Industry: 2001—Con.**

[Excludes most government employees, railroad employees, and self-employed persons. Size class 1 to 4 includes establishments with payroll, but no employees, during mid-March pay period. (D) denotes figures withheld to avoid disclosing data for individual companies; the data are included in broader industry totals. Detailed industries with 100 or more employees are shown if industry was not a (D). For explanation of terms, abbreviations, and data reliability/comparability, see introductory text]

NAICS code	Industry	Number of employees for week including March 12	Payroll (\$1,000)		Total number of establishments	Number of establishments by employment-size class									
			First quarter	Annual		1 to 4	5 to 9	10 to 19	20 to 49	50 to 99	100 to 249	250 to 499	500 to 999	1,000 or more	
<b>SALT LAKE—Con.</b>															
<b>62 Health care and social assistance—Con.</b>															
Ambulatory health care services—Con.															
621	Home health care services . . . . .	2 283	14 138	58 886	47	20	3	4	11	3	4	1	1	—	
62161	Home health care services . . . . .	2 283	14 138	58 886	47	20	3	4	11	3	4	1	1	—	
621610	Home health care services . . . . .	2 283	14 138	58 886	47	20	3	4	11	3	4	1	1	—	
6219	Other ambulatory health care services . . . . .	499	3 461	15 248	22	8	3	4	6	—	—	1	—	—	
62191	Ambulance services . . . . .	(E)	(D)	(D)	4	1	1	—	1	—	—	1	—	—	
62199	All other ambulatory health care services . . . . .	(C)	(D)	(D)	18	7	2	4	5	—	—	—	—	—	
621999	All oth misc ambulatory health care services . . . . .	118	779	3 246	12	5	1	4	2	—	—	—	—	—	
622	Hospitals . . . . .	18 417	150 983	621 941	22	3	—	1	—	2	4	4	2	6	
6221	General medical & surgical hospitals . . . . .	17 313	143 192	589 189	15	2	—	1	—	—	1	3	2	6	
62211	General medical & surgical hospitals . . . . .	17 313	143 192	589 189	15	2	—	1	—	—	1	3	2	6	
622110	General medical & surgical hospitals . . . . .	17 313	143 192	589 189	15	2	—	1	—	—	1	3	2	6	
6222	Psychiatric & substance abuse hospitals . . . . .	(F)	(D)	(D)	4	—	—	—	—	2	2	—	—	—	
62221	Psychiatric & substance abuse hospitals . . . . .	(F)	(D)	(D)	4	—	—	—	—	2	2	—	—	—	
6223	Other specialty hospitals . . . . .	(F)	(D)	(D)	3	1	—	—	—	—	1	1	—	—	
62231	Other specialty hospitals . . . . .	(F)	(D)	(D)	3	1	—	—	—	—	1	1	—	—	
623	Nursing & residential care facilities . . . . .	5 400	23 289	99 413	148	26	25	33	28	20	15	1	—	—	
6231	Nursing care facilities . . . . .	2 832	12 432	54 580	40	5	—	1	9	15	10	—	—	—	
62311	Nursing care facilities . . . . .	2 832	12 432	54 580	40	5	—	1	9	15	10	—	—	—	
623110	Nursing care facilities . . . . .	2 832	12 432	54 580	40	5	—	1	9	15	10	—	—	—	
6232	Residential mental retardation, health facil . . . . .	1 368	5 743	24 091	66	7	21	24	11	1	1	1	—	—	
62321	Residential mental retardation facilities . . . . .	1 045	3 705	15 770	48	4	18	20	3	1	1	1	—	—	
623210	Residential mental retardation facilities . . . . .	1 045	3 705	15 770	48	4	18	20	3	1	1	1	—	—	
62322	Residential mental health, subst abuse facil . . . . .	323	2 038	8 321	18	3	3	4	8	—	—	—	—	—	
623220	Residential mental health, subst abuse facil . . . . .	323	2 038	8 321	18	3	3	4	8	—	—	—	—	—	
6233	Community care facilities for the elderly . . . . .	727	2 332	9 888	32	14	1	5	7	4	1	—	—	—	
62331	Community care facilities for the elderly . . . . .	727	2 332	9 888	32	14	1	5	7	4	1	—	—	—	
623311	Continuing care retirement communities . . . . .	158	506	1 992	7	3	—	1	2	1	—	—	—	—	
623312	Homes for the elderly . . . . .	569	1 826	7 896	25	11	1	4	5	3	1	—	—	—	
6239	Other residential care facilities . . . . .	473	2 782	10 854	10	—	3	3	1	—	3	—	—	—	
62399	Other residential care facilities . . . . .	473	2 782	10 854	10	—	3	3	1	—	3	—	—	—	
623990	Other residential care facilities . . . . .	473	2 782	10 854	10	—	3	3	1	—	3	—	—	—	
624	Social assistance . . . . .	4 185	18 172	76 988	324	117	78	69	47	10	3	—	—	—	
6241	Individual & family services . . . . .	1 392	8 169	33 153	121	53	26	18	20	4	—	—	—	—	
62411	Child & youth services . . . . .	487	3 215	12 762	28	7	5	5	10	1	—	—	—	—	
624110	Child & youth services . . . . .	487	3 215	12 762	28	7	5	5	10	1	—	—	—	—	
62412	Services for elderly & disabled persons . . . . .	337	1 430	6 366	30	11	9	6	3	1	—	—	—	—	
624120	Services for elderly & disabled persons . . . . .	337	1 430	6 366	30	11	9	6	3	1	—	—	—	—	
62419	Other individual & family services . . . . .	568	3 524	14 025	63	35	12	7	7	2	—	—	—	—	
624190	Other individual & family services . . . . .	568	3 524	14 025	63	35	12	7	7	2	—	—	—	—	
6242	Community, emergency & other relief services . . . . .	469	2 161	8 743	29	8	13	4	1	2	1	—	—	—	
62422	Community housing services . . . . .	341	1 530	6 253	17	4	9	1	1	1	—	—	—	—	
624221	Temporary shelters . . . . .	285	1 275	5 023	10	1	6	1	—	1	1	—	—	—	
6243	Vocational rehabilitation services . . . . .	641	3 034	13 881	28	13	5	3	3	2	2	—	—	—	
62431	Vocational rehabilitation services . . . . .	641	3 034	13 881	28	13	5	3	3	2	2	—	—	—	
624310	Vocational rehabilitation services . . . . .	641	3 034	13 881	28	13	5	3	3	2	2	—	—	—	
6244	Child day care services . . . . .	1 683	4 808	21 211	146	43	34	44	23	2	—	—	—	—	
62441	Child day care services . . . . .	1 683	4 808	21 211	146	43	34	44	23	2	—	—	—	—	
624410	Child day care services . . . . .	1 683	4 808	21 211	146	43	34	44	23	2	—	—	—	—	
<b>71</b>	<b>Arts, entertainment &amp; recreation . . . . .</b>	<b>6 125</b>	<b>46 322</b>	<b>200 194</b>	<b>263</b>	<b>143</b>	<b>31</b>	<b>28</b>	<b>38</b>	<b>13</b>	<b>7</b>	<b>1</b>	<b>2</b>	<b>—</b>	
711	Performing arts, spectator sports & related industries . . . . .	2 680	33 859	149 047	96	64	10	9	7	2	2	—	2	—	
7111	Performing arts companies . . . . .	519	2 753	10 797	30	13	6	6	2	2	1	—	—	—	
71111	Theater companies & dinner theaters . . . . .	182	706	3 136	12	3	3	3	1	2	—	—	—	—	
711110	Theater companies & dinner theaters . . . . .	182	706	3 136	12	3	3	3	1	2	—	—	—	—	
711113	Musical groups & artists . . . . .	(E)	(D)	(D)	12	7	2	2	—	1	—	—	—	—	
7112	Spectator sports . . . . .	(E)	(D)	(D)	12	7	1	2	1	—	1	—	—	—	
71121	Spectator sports . . . . .	(E)	(D)	(D)	12	7	1	2	1	—	1	—	—	—	
7113	Promoters of entertainment events . . . . .	1 776	14 779	65 390	13	7	1	1	2	—	—	—	2	—	
71131	Promoters of entertainment events with facility . . . . .	(F)	(D)	(D)	6	4	—	1	—	—	—	—	1	—	
71132	Promoters of entertainment events without facility . . . . .	(F)	(D)	(D)	7	3	1	—	2	—	—	—	1	—	
7115	Independent artists, writers & performers . . . . .	(C)	(D)	(D)	32	28	2	—	2	—	—	—	—	—	
71151	Independent artists, writers & performers . . . . .	(C)	(D)	(D)	32	28	2	—	2	—	—	—	—	—	
712	Museums, historical sites & like institutions . . . . .	195	1 101	4 782	11	6	1	1	2	—	1	—	—	—	
7121	Museums, historical sites & like institutions . . . . .	195	1 101	4 782	11	6	1	1	2	—	1	—	—	—	
71213	Zoos & botanical gardens . . . . .	(C)	(D)	(D)	2	—	—	—	1	—	1	—	—	—	
713	Amusement, gambling & recreation industries . . . . .	3 250	11 362	46 365	156	73	20	18	29	11	4	1	—	—	
7131	Amusement parks & arcades . . . . .	147	319	1 551	7	6	—	—	—	—	1	—	—	—	
71312	Amusement arcades . . . . .	147	319	1 551	7	6	—	—	—	—	1	—	—	—	
713120	Amusement arcades . . . . .	147	319	1 551	7	6	—	—	—	—	1	—	—	—	
7139	Other amusement & recreation industries . . . . .	3 103	11 043	44 814	149	67	20	18	29	11	3	1	—	—	
71391	Golf courses & country clubs . . . . .	455	1 828	10 519	10	1	1	2	2	3	1	—	—	—	
713910	Golf courses & country clubs . . . . .	455	1 828	10 519	10	1	1	2	2	3	1	—	—	—	
71392	Skiing facilities . . . . .	(E)	(D)	(D)	2	1	—	—	—	—	—	1	—	—	
71394	Fitness & recreational sports centers . . . . .	1 437	4 102	16 590	73	37	7	6	15	6	2	—	—	—	
713940	Fitness & recreational sports centers . . . . .	1 437	4 102	16 590	73	37	7	6	15	6	2	—	—	—	
71395	Bowling centers . . . . .	(C)	(D)	(D)	8	1	1	2	3	1	—	—	—	—	
71399	All other amusement & recreation industries . . . . .	564	2 822	11 098	55	26	11	8	9	1	—	—	—	—	
713990	All other amusement & recreation industries . . . . .	564	2 822	11 098	55	26	11	8	9	1	—	—	—	—	

See footnotes at end of table.

**Table 6. Counties—Employees, Payroll, and Establishments by Industry: 2001—Con.**

[Excludes most government employees, railroad employees, and self-employed persons. Size class 1 to 4 includes establishments with payroll, but no employees, during mid-March pay period. (D) denotes figures withheld to avoid disclosing data for individual companies; the data are included in broader industry totals. Detailed industries with 100 or more employees are shown if industry was not a (D). For explanation of terms, abbreviations, and data reliability/comparability, see introductory text]

NAICS code	Industry	Number of employees for week including March 12	Payroll (\$1,000)		Total number of establishments	Number of establishments by employment-size class								
			First quarter	Annual		1 to 4	5 to 9	10 to 19	20 to 49	50 to 99	100 to 249	250 to 499	500 to 999	1,000 or more
<b>SALT LAKE—Con.</b>														
<b>72</b>	<b>Accommodation &amp; food services .....</b>	<b>39 034</b>	<b>111 653</b>	<b>449 320</b>	<b>1 678</b>	<b>457</b>	<b>258</b>	<b>382</b>	<b>436</b>	<b>100</b>	<b>35</b>	<b>7</b>	<b>1</b>	<b>2</b>
721	Accommodation .....	8 270	32 410	121 362	144	37	16	32	34	10	8	5	—	2
7211	Traveler accommodation .....	8 226	32 318	120 645	129	26	13	31	34	10	8	5	—	2
72111	Hotels (exc casino hotels) & motels .....	8 078	31 903	118 967	118	23	12	26	32	10	8	5	—	2
721110	Hotels (exc casino hotels) & motels .....	8 078	31 903	118 967	118	23	12	26	32	10	8	5	—	2
72119	Other traveler accommodation .....	148	415	1 678	11	3	1	5	2	—	—	—	—	—
721191	Bed & breakfast inns .....	148	415	1 678	11	3	1	5	2	—	—	—	—	—
722	Food services & drinking places .....	30 764	79 243	327 958	1 534	420	242	350	402	90	27	2	1	—
7221	Full-service restaurants .....	13 678	37 325	151 034	499	157	64	61	134	61	20	2	—	—
72211	Full-service restaurants .....	13 678	37 325	151 034	499	157	64	61	134	61	20	2	—	—
722110	Full-service restaurants .....	13 678	37 325	151 034	499	157	64	61	134	61	20	2	—	—
7222	Limited-service eating places .....	13 955	32 438	138 413	840	181	130	254	248	25	2	—	—	—
72221	Limited-service eating places .....	13 955	32 438	138 413	840	181	130	254	248	25	2	—	—	—
722211	Limited-service restaurants .....	12 543	29 303	124 846	706	133	104	209	237	22	1	—	—	—
722213	Snack & nonalcoholic beverage bars .....	1 327	2 918	12 486	125	44	24	43	10	3	1	—	—	—
7223	Special food services .....	2 217	7 473	30 211	100	37	23	21	12	2	4	—	1	—
72231	Food service contractors .....	1 320	5 265	19 591	54	17	16	13	5	1	1	—	—	—
722310	Food service contractors .....	1 320	5 265	19 591	54	17	16	13	5	1	1	—	—	—
72232	Caterers .....	698	1 660	8 322	36	15	7	5	6	1	2	—	—	—
722320	Caterers .....	698	1 660	8 322	36	15	7	5	6	1	2	—	—	—
72233	Mobile food services .....	199	548	2 298	10	5	—	3	1	—	1	—	—	—
722330	Mobile food services .....	199	548	2 298	10	5	—	3	1	—	1	—	—	—
7224	Drinking places (alcoholic beverages) .....	914	2 007	8 300	95	45	25	14	8	2	1	—	—	—
72241	Drinking places (alcoholic beverages) .....	914	2 007	8 300	95	45	25	14	8	2	1	—	—	—
722410	Drinking places (alcoholic beverages) .....	914	2 007	8 300	95	45	25	14	8	2	1	—	—	—
<b>81</b>	<b>Other services (except public administration) .....</b>	<b>31 593</b>	<b>182 767</b>	<b>797 127</b>	<b>1 924</b>	<b>1 100</b>	<b>423</b>	<b>237</b>	<b>124</b>	<b>30</b>	<b>7</b>	<b>—</b>	<b>1</b>	<b>2</b>
811	Repair & maintenance .....	5 567	34 512	143 431	833	479	190	109	47	7	1	—	—	—
8111	Automotive repair & maintenance .....	3 906	22 112	92 660	596	340	146	74	30	6	—	—	—	—
81111	Automotive mechanical & electrical R&M .....	1 566	10 244	42 002	331	210	89	25	7	—	—	—	—	—
811111	General automotive repair .....	1 104	7 022	28 491	259	178	57	19	5	—	—	—	—	—
811113	Automotive transmission repair .....	200	1 504	6 071	22	4	13	4	1	—	—	—	—	—
811118	Other automotive mechanical & electrical R&M .....	172	1 047	4 374	30	19	8	2	1	—	—	—	—	—
81112	Automotive body, paint, interior & glass repair .....	1 140	8 142	34 058	153	78	34	27	13	1	—	—	—	—
811121	Automotive body, paint & interior R&M .....	939	6 844	27 977	123	62	24	26	10	1	—	—	—	—
811122	Automotive glass replacement shops .....	201	1 298	6 081	30	16	10	1	3	—	—	—	—	—
81119	Other automotive R&M .....	1 200	3 726	16 600	112	52	23	22	10	5	—	—	—	—
811191	Automotive oil change & lubrication shops .....	370	1 483	6 549	41	9	14	15	3	—	—	—	—	—
811192	Car washes .....	695	1 716	7 653	56	32	9	5	6	4	—	—	—	—
811198	All other automotive R&M .....	135	527	2 398	15	11	—	2	1	1	—	—	—	—
8112	Electronic & precision equipment R&M .....	501	3 793	16 598	60	32	12	11	4	—	1	—	—	—
81121	Electronic & precision equipment R&M .....	501	3 793	16 598	60	32	12	11	4	—	1	—	—	—
811219	Other electronic & precision equipment R&M .....	238	1 982	8 831	20	10	4	5	—	—	1	—	—	—
8113	Commercial equipment (exc auto & elec) R&M .....	660	5 744	22 895	73	33	14	15	11	—	—	—	—	—
81131	Commercial equipment (exc auto & elec) R&M .....	660	5 744	22 895	73	33	14	15	11	—	—	—	—	—
811310	Commercial equipment (exc auto & elec) R&M .....	660	5 744	22 895	73	33	14	15	11	—	—	—	—	—
8114	Personal & household goods R&M .....	500	2 863	11 278	104	74	18	9	2	1	—	—	—	—
81141	Home, garden equipment & appliance R&M .....	274	1 799	6 739	35	21	5	7	1	1	—	—	—	—
811412	Appliance repair & maintenance .....	202	1 418	5 074	21	12	3	4	1	1	—	—	—	—
81149	Other personal & household goods R&M .....	127	602	2 630	41	34	6	—	1	—	—	—	—	—
811490	Other personal & household goods R&M .....	127	602	2 630	41	34	6	—	1	—	—	—	—	—
812	Personal & laundry services .....	4 874	19 335	81 603	585	335	122	79	32	12	5	—	—	—
8121	Personal care services .....	1 621	4 195	17 709	296	185	61	35	12	3	—	—	—	—
81211	Hair, nail & skin care services .....	1 130	3 095	12 995	227	144	45	29	8	1	—	—	—	—
812112	Beauty salons .....	1 110	3 048	12 620	212	130	44	29	8	1	—	—	—	—
81219	Other personal care services .....	491	1 100	4 714	69	41	16	6	4	2	—	—	—	—
812191	Diet & weight reducing centers .....	188	343	1 843	15	7	4	—	3	1	—	—	—	—
812199	Other personal care services .....	303	757	2 871	54	34	12	6	1	1	—	—	—	—
8122	Death care services .....	333	2 206	10 466	32	15	8	5	2	2	—	—	—	—
81221	Funeral homes .....	180	1 440	6 426	17	7	4	4	1	1	—	—	—	—
812210	Funeral homes .....	180	1 440	6 426	17	7	4	4	1	1	—	—	—	—
81222	Cemeteries & crematories .....	153	766	4 040	15	8	4	1	1	1	—	—	—	—
812220	Cemeteries & crematories .....	153	766	4 040	15	8	4	1	1	1	—	—	—	—
8123	Drycleaning & laundry services .....	1 604	6 949	28 061	109	40	32	20	10	4	3	—	—	—
81232	Drycleaning & laundry services (exc coin-op) .....	842	2 706	10 417	76	22	27	17	8	2	—	—	—	—
812320	Drycleaning & laundry services (exc coin-op) .....	842	2 706	10 417	76	22	27	17	8	2	—	—	—	—
81233	Linen & uniform supply .....	672	3 880	16 182	10	—	1	2	2	2	3	—	—	—
8129	Other personal services .....	1 316	5 985	25 367	148	95	21	19	8	3	2	—	—	—
81292	Photofinishing .....	535	3 395	13 264	25	8	5	5	3	3	1	—	—	—
812921	Photofinishing laboratories (except one-hour) .....	500	3 290	12 871	21	8	3	3	3	3	1	—	—	—
81293	Parking lots & garages .....	(C)	(D)	(D)	47	37	2	4	4	—	—	—	—	—
81299	All other personal services .....	448	1 514	7 254	50	31	9	8	1	—	1	—	—	—
812990	All other personal services .....	448	1 514	7 254	50	31	9	8	1	—	1	—	—	—

See footnotes at end of table.



**Table 6. Counties—Employees, Payroll, and Establishments by Industry: 2001—Con.**

[Excludes most government employees, railroad employees, and self-employed persons. Size class 1 to 4 includes establishments with payroll, but no employees, during mid-March pay period. (D) denotes figures withheld to avoid disclosing data for individual companies; the data are included in broader industry totals. Detailed industries with 100 or more employees are shown if industry was not a (D). For explanation of terms, abbreviations, and data reliability/comparability, see introductory text]

NAICS code	Industry	Number of employees for week including March 12	Payroll (\$1,000)		Total number of establishments	Number of establishments by employment-size class								
			First quarter	Annual		1 to 4	5 to 9	10 to 19	20 to 49	50 to 99	100 to 249	250 to 499	500 to 999	1,000 or more
<b>SALT LAKE—Con.</b>														
<b>81</b>	<b>Other services (except public administration)—Con.</b>													
813	Religious, grantmaking, civic, prof & like organizations .....	21 152	128 920	572 093	506	286	111	49	45	11	1	—	1	2
8131	Religious organizations .....	(J)	(D)	(D)	116	52	27	11	21	2	—	—	1	2
81311	Religious organizations .....	(J)	(D)	(D)	116	52	27	11	21	2	—	—	1	2
8132	Grantmaking & giving services .....	(E)	(D)	(D)	47	25	10	8	2	2	—	—	—	—
81321	Grantmaking & giving services .....	(E)	(D)	(D)	47	25	10	8	2	2	—	—	—	—
813212	Voluntary health organizations .....	195	1 825	8 312	20	8	5	5	1	1	—	—	—	—
8133	Social advocacy organizations .....	(E)	(D)	(D)	40	21	11	5	3	—	—	—	—	—
81331	Social advocacy organizations .....	(E)	(D)	(D)	40	21	11	5	3	—	—	—	—	—
8134	Civic & social organizations .....	733	2 656	11 363	79	45	18	5	6	5	—	—	—	—
81341	Civic & social organizations .....	733	2 656	11 363	79	45	18	5	6	5	—	—	—	—
813410	Civic & social organizations .....	733	2 656	11 363	79	45	18	5	6	5	—	—	—	—
8139	Business, labor, political, like organizations .....	1 546	10 979	44 254	224	143	45	20	13	2	1	—	—	—
81391	Business associations .....	342	2 915	11 642	60	40	12	6	1	1	—	—	—	—
813910	Business associations .....	342	2 915	11 642	60	40	12	6	1	1	—	—	—	—
81392	Professional organizations .....	339	3 472	13 891	27	18	2	2	4	—	1	—	—	—
813920	Professional organizations .....	339	3 472	13 891	27	18	2	2	4	—	1	—	—	—
81393	Labor unions & similar labor organizations .....	437	1 665	7 032	58	30	16	6	6	—	—	—	—	—
813930	Labor unions & similar labor organizations .....	437	1 665	7 032	58	30	16	6	6	—	—	—	—	—
81399	Oth similar organizations (exc business, prof, labor, pol) .....	403	2 742	11 046	68	46	13	6	2	1	—	—	—	—
813990	Oth similar organizations (exc business, prof, labor, pol) .....	403	2 742	11 046	68	46	13	6	2	1	—	—	—	—
<b>95</b>	<b>Auxiliaries (exc corporate, subsidiary &amp; regional mgt) .....</b>	<b>3 511</b>	<b>27 816</b>	<b>109 328</b>	<b>82</b>	<b>26</b>	<b>17</b>	<b>7</b>	<b>15</b>	<b>9</b>	<b>6</b>	<b>1</b>	<b>1</b>	<b>—</b>
<b>99</b>	<b>Unclassified establishments .....</b>	<b>400</b>	<b>1 770</b>	<b>7 177</b>	<b>274</b>	<b>252</b>	<b>11</b>	<b>9</b>	<b>2</b>	<b>—</b>	<b>—</b>	<b>—</b>	<b>—</b>	<b>—</b>
<b>SAN JUAN</b>														
	<b>Total .....</b>	<b>1 668</b>	<b>7 342</b>	<b>33 510</b>	<b>245</b>	<b>150</b>	<b>52</b>	<b>22</b>	<b>18</b>	<b>1</b>	<b>2</b>	<b>—</b>	<b>—</b>	<b>—</b>
<b>21</b>	<b>Mining .....</b>	<b>69</b>	<b>660</b>	<b>2 476</b>	<b>10</b>	<b>5</b>	<b>2</b>	<b>3</b>	<b>—</b>	<b>—</b>	<b>—</b>	<b>—</b>	<b>—</b>	<b>—</b>
<b>22</b>	<b>Utilities .....</b>	<b>(A)</b>	<b>(D)</b>	<b>(D)</b>	<b>3</b>	<b>2</b>	<b>1</b>	<b>—</b>	<b>—</b>	<b>—</b>	<b>—</b>	<b>—</b>	<b>—</b>	<b>—</b>
<b>23</b>	<b>Construction .....</b>	<b>128</b>	<b>587</b>	<b>3 014</b>	<b>29</b>	<b>20</b>	<b>6</b>	<b>1</b>	<b>2</b>	<b>—</b>	<b>—</b>	<b>—</b>	<b>—</b>	<b>—</b>
<b>31-33</b>	<b>Manufacturing .....</b>	<b>110</b>	<b>561</b>	<b>2 391</b>	<b>6</b>	<b>2</b>	<b>—</b>	<b>—</b>	<b>4</b>	<b>—</b>	<b>—</b>	<b>—</b>	<b>—</b>	<b>—</b>
<b>42</b>	<b>Wholesale trade .....</b>	<b>(B)</b>	<b>(D)</b>	<b>(D)</b>	<b>7</b>	<b>6</b>	<b>—</b>	<b>1</b>	<b>—</b>	<b>—</b>	<b>—</b>	<b>—</b>	<b>—</b>	<b>—</b>
<b>44-45</b>	<b>Retail trade .....</b>	<b>317</b>	<b>945</b>	<b>4 091</b>	<b>40</b>	<b>21</b>	<b>9</b>	<b>4</b>	<b>6</b>	<b>—</b>	<b>—</b>	<b>—</b>	<b>—</b>	<b>—</b>
<b>48-49</b>	<b>Transportation &amp; warehousing .....</b>	<b>74</b>	<b>448</b>	<b>1 968</b>	<b>13</b>	<b>4</b>	<b>7</b>	<b>2</b>	<b>—</b>	<b>—</b>	<b>—</b>	<b>—</b>	<b>—</b>	<b>—</b>
<b>51</b>	<b>Information .....</b>	<b>15</b>	<b>37</b>	<b>164</b>	<b>5</b>	<b>3</b>	<b>2</b>	<b>—</b>	<b>—</b>	<b>—</b>	<b>—</b>	<b>—</b>	<b>—</b>	<b>—</b>
<b>52</b>	<b>Finance &amp; insurance .....</b>	<b>(B)</b>	<b>(D)</b>	<b>(D)</b>	<b>9</b>	<b>5</b>	<b>4</b>	<b>—</b>	<b>—</b>	<b>—</b>	<b>—</b>	<b>—</b>	<b>—</b>	<b>—</b>
<b>53</b>	<b>Real estate &amp; rental &amp; leasing .....</b>	<b>(A)</b>	<b>(D)</b>	<b>(D)</b>	<b>2</b>	<b>2</b>	<b>—</b>	<b>—</b>	<b>—</b>	<b>—</b>	<b>—</b>	<b>—</b>	<b>—</b>	<b>—</b>
<b>54</b>	<b>Professional, scientific &amp; technical services .....</b>	<b>92</b>	<b>439</b>	<b>2 340</b>	<b>9</b>	<b>7</b>	<b>1</b>	<b>—</b>	<b>—</b>	<b>1</b>	<b>—</b>	<b>—</b>	<b>—</b>	<b>—</b>
<b>55</b>	<b>Management of companies &amp; enterprises .....</b>	<b>(A)</b>	<b>(D)</b>	<b>(D)</b>	<b>5</b>	<b>3</b>	<b>2</b>	<b>—</b>	<b>—</b>	<b>—</b>	<b>—</b>	<b>—</b>	<b>—</b>	<b>—</b>
<b>56</b>	<b>Admin, support, waste mgt, remediation services .....</b>	<b>(A)</b>	<b>(D)</b>	<b>(D)</b>	<b>8</b>	<b>8</b>	<b>—</b>	<b>—</b>	<b>—</b>	<b>—</b>	<b>—</b>	<b>—</b>	<b>—</b>	<b>—</b>
<b>61</b>	<b>Educational services .....</b>	<b>(B)</b>	<b>(D)</b>	<b>(D)</b>	<b>16</b>	<b>14</b>	<b>1</b>	<b>—</b>	<b>1</b>	<b>—</b>	<b>—</b>	<b>—</b>	<b>—</b>	<b>—</b>
<b>62</b>	<b>Health care and social assistance .....</b>	<b>287</b>	<b>1 680</b>	<b>6 613</b>	<b>17</b>	<b>10</b>	<b>3</b>	<b>2</b>	<b>—</b>	<b>—</b>	<b>2</b>	<b>—</b>	<b>—</b>	<b>—</b>
622	Hospitals .....	(C)	(D)	(D)	1	—	—	—	—	—	1	—	—	—
6221	General medical & surgical hospitals .....	(C)	(D)	(D)	1	—	—	—	—	—	1	—	—	—
62211	General medical & surgical hospitals .....	(C)	(D)	(D)	1	—	—	—	—	—	1	—	—	—
623	Nursing & residential care facilities .....	(C)	(D)	(D)	1	—	—	—	—	—	1	—	—	—
6231	Nursing care facilities .....	(C)	(D)	(D)	1	—	—	—	—	—	1	—	—	—
62311	Nursing care facilities .....	(C)	(D)	(D)	1	—	—	—	—	—	1	—	—	—
<b>71</b>	<b>Arts, entertainment &amp; recreation .....</b>	<b>41</b>	<b>162</b>	<b>1 227</b>	<b>6</b>	<b>4</b>	<b>1</b>	<b>—</b>	<b>1</b>	<b>—</b>	<b>—</b>	<b>—</b>	<b>—</b>	<b>—</b>
<b>72</b>	<b>Accommodation &amp; food services .....</b>	<b>293</b>	<b>538</b>	<b>3 515</b>	<b>36</b>	<b>18</b>	<b>7</b>	<b>7</b>	<b>4</b>	<b>—</b>	<b>—</b>	<b>—</b>	<b>—</b>	<b>—</b>
721	Accommodation .....	190	309	2 094	18	7	3	6	2	—	—	—	—	—
7211	Traveler accommodation .....	(C)	(D)	(D)	15	5	3	5	2	—	—	—	—	—
72111	Hotels (exc casino hotels) & motels .....	174	285	1 945	14	4	3	5	2	—	—	—	—	—
721110	Hotels (exc casino hotels) & motels .....	174	285	1 945	14	4	3	5	2	—	—	—	—	—
722	Food services & drinking places .....	103	229	1 421	18	11	4	1	2	—	—	—	—	—
<b>81</b>	<b>Other services (except public administration) .....</b>	<b>76</b>	<b>342</b>	<b>1 308</b>	<b>18</b>	<b>12</b>	<b>5</b>	<b>1</b>	<b>—</b>	<b>—</b>	<b>—</b>	<b>—</b>	<b>—</b>	<b>—</b>
<b>95</b>	<b>Auxiliaries (exc corporate, subsidiary &amp; regional mgt) .....</b>	<b>(A)</b>	<b>(D)</b>	<b>(D)</b>	<b>4</b>	<b>3</b>	<b>1</b>	<b>—</b>	<b>—</b>	<b>—</b>	<b>—</b>	<b>—</b>	<b>—</b>	<b>—</b>
<b>99</b>	<b>Unclassified establishments .....</b>	<b>(A)</b>	<b>(D)</b>	<b>(D)</b>	<b>2</b>	<b>1</b>	<b>—</b>	<b>1</b>	<b>—</b>	<b>—</b>	<b>—</b>	<b>—</b>	<b>—</b>	<b>—</b>

See footnotes at end of table.

**Table 6. Counties—Employees, Payroll, and Establishments by Industry: 2001—Con.**

[Excludes most government employees, railroad employees, and self-employed persons. Size class 1 to 4 includes establishments with payroll, but no employees, during mid-March pay period. (D) denotes figures withheld to avoid disclosing data for individual companies; the data are included in broader industry totals. Detailed industries with 100 or more employees are shown if industry was not a (D). For explanation of terms, abbreviations, and data reliability/comparability, see introductory text]

NAICS code	Industry	Number of employees for week including March 12	Payroll (\$1,000)		Total number of establishments	Number of establishments by employment-size class									
			First quarter	Annual		1 to 4	5 to 9	10 to 19	20 to 49	50 to 99	100 to 249	250 to 499	500 to 999	1,000 or more	
<b>SANPETE</b>															
	<b>Total</b> .....	<b>3 932</b>	<b>15 750</b>	<b>68 630</b>	<b>389</b>	<b>221</b>	<b>92</b>	<b>41</b>	<b>23</b>	<b>7</b>	<b>4</b>		<b>1</b>		
<b>11</b>	<b>Forestry, fishing, hunting, and agriculture support</b> .....	<b>(A)</b>	<b>(D)</b>	<b>(D)</b>	<b>1</b>	<b>1</b>									
<b>22</b>	<b>Utilities</b> .....	<b>(A)</b>	<b>(D)</b>	<b>(D)</b>	<b>4</b>	<b>4</b>									
<b>23</b>	<b>Construction</b> .....	<b>317</b>	<b>1 557</b>	<b>6 785</b>	<b>63</b>	<b>46</b>	<b>10</b>	<b>2</b>	<b>5</b>						
234	Heavy construction .....	131	669	3 030	8	3	1		4						
2349	Other heavy construction .....	131	669	3 030	8	3	1		4						
23491	Water, sewer & pipeline construction .....	127	658	2 828	5		1		4						
234910	Water, sewer & pipeline construction .....	127	658	2 828	5		1		4						
<b>31-33</b>	<b>Manufacturing</b> .....	<b>888</b>	<b>4 293</b>	<b>19 340</b>	<b>15</b>	<b>5</b>	<b>3</b>		<b>4</b>	<b>1</b>	<b>1</b>		<b>1</b>		
311	Food mfg .....	(F)	(D)	(D)	7	2	2		2				1		
3116	Animal slaughtering & processing .....	(F)	(D)	(D)	3	1	1						1		
31161	Animal slaughtering & processing .....	(F)	(D)	(D)	3	1	1						1		
334	Computer & electronic product mfg .....	(C)	(D)	(D)	1						1				
3345	Nav, measuring, medical, control instruments mfg .....	(C)	(D)	(D)	1						1				
33451	Nav, measuring, medical, control instruments mfg .....	(C)	(D)	(D)	1						1				
<b>42</b>	<b>Wholesale trade</b> .....	<b>65</b>	<b>267</b>	<b>1 237</b>	<b>12</b>	<b>7</b>	<b>3</b>	<b>1</b>	<b>1</b>						
<b>44-45</b>	<b>Retail trade</b> .....	<b>804</b>	<b>2 424</b>	<b>11 272</b>	<b>73</b>	<b>29</b>	<b>24</b>	<b>14</b>	<b>3</b>	<b>2</b>	<b>1</b>				
445	Food & beverage stores .....	222	482	2 222	9	4	1	1	1	2					
4451	Grocery stores .....	217	476	2 192	6	1	1	1	1	2					
44511	Grocery (except convenience) stores .....	217	476	2 192	6	1	1	1	1	2					
445110	Grocery (except convenience) stores .....	217	476	2 192	6	1	1	1	1	2					
447	Gasoline stations .....	111	277	1 170	16	4	6	6							
4471	Gasoline stations .....	111	277	1 170	16	4	6	6							
44711	Gasoline stations with convenience stores ..	101	242	1 045	13	2	5	6							
447110	Gasoline stations with convenience stores ..	101	242	1 045	13	2	5	6							
452	General merchandise stores .....	(C)	(D)	(D)	2				1		1				
4521	Department stores .....	(C)	(D)	(D)	1						1				
45211	Department stores .....	(C)	(D)	(D)	1						1				
<b>48-49</b>	<b>Transportation &amp; warehousing</b> .....	<b>184</b>	<b>1 469</b>	<b>4 072</b>	<b>19</b>	<b>14</b>	<b>2</b>	<b>1</b>	<b>1</b>	<b>1</b>					
484	Truck transportation .....	184	1 469	4 072	19	14	2	1	1	1					
4842	Specialized freight trucking .....	(C)	(D)	(D)	7	5		1		1					
48422	Specialized freight (exc used) trucking, local..	(C)	(D)	(D)	2	1				1					
<b>51</b>	<b>Information</b> .....	<b>190</b>	<b>749</b>	<b>3 662</b>	<b>13</b>	<b>3</b>	<b>6</b>	<b>2</b>	<b>1</b>	<b>1</b>					
<b>52</b>	<b>Finance &amp; insurance</b> .....	<b>143</b>	<b>785</b>	<b>3 336</b>	<b>28</b>	<b>20</b>	<b>4</b>	<b>3</b>	<b>1</b>						
522	Credit intermediation & related activities .....	(C)	(D)	(D)	17	11	2	3	1						
5221	Depository credit intermediation .....	(C)	(D)	(D)	14	8	2	3	1						
<b>53</b>	<b>Real estate &amp; rental &amp; leasing</b> .....	<b>40</b>	<b>164</b>	<b>697</b>	<b>15</b>	<b>12</b>	<b>3</b>								
<b>54</b>	<b>Professional, scientific &amp; technical services</b> .....	<b>21</b>	<b>106</b>	<b>527</b>	<b>12</b>	<b>11</b>		<b>1</b>							
<b>56</b>	<b>Admin, support, waste mgt, remediation services</b> .....	<b>48</b>	<b>118</b>	<b>877</b>	<b>15</b>	<b>11</b>	<b>3</b>	<b>1</b>							
<b>61</b>	<b>Educational services</b> .....	<b>(B)</b>	<b>(D)</b>	<b>(D)</b>	<b>1</b>					<b>1</b>					
<b>62</b>	<b>Health care and social assistance</b> .....	<b>626</b>	<b>2 548</b>	<b>11 343</b>	<b>36</b>	<b>14</b>	<b>11</b>	<b>6</b>	<b>2</b>	<b>1</b>	<b>2</b>				
621	Ambulatory health care services .....	171	836	3 753	25	11	9	4	1						
6211	Offices of physicians .....	108	582	2 661	11	3	5	2	1						
62111	Offices of physicians .....	108	582	2 661	11	3	5	2	1						
621111	Offices of physicians (exc mental health) ...	108	582	2 661	11	3	5	2	1						
622	Hospitals .....	(E)	(D)	(D)	2						2				
6221	General medical & surgical hospitals .....	(E)	(D)	(D)	2						2				
62211	General medical & surgical hospitals .....	(E)	(D)	(D)	2						2				
624	Social assistance .....	(C)	(D)	(D)	6	3		2		1					
<b>71</b>	<b>Arts, entertainment &amp; recreation</b> .....	<b>(A)</b>	<b>(D)</b>	<b>(D)</b>	<b>3</b>	<b>2</b>	<b>1</b>								
<b>72</b>	<b>Accommodation &amp; food services</b> .....	<b>409</b>	<b>465</b>	<b>2 019</b>	<b>43</b>	<b>17</b>	<b>11</b>	<b>10</b>	<b>5</b>						
722	Food services & drinking places .....	367	422	1 800	35	12	9	9	5						
7221	Full-service restaurants .....	156	162	642	13	4	4	2	3						
72211	Full-service restaurants .....	156	162	642	13	4	4	2	3						
722110	Full-service restaurants .....	156	162	642	13	4	4	2	3						
7222	Limited-service eating places .....	156	185	819	17	7	3	6	1						
72221	Limited-service eating places .....	156	185	819	17	7	3	6	1						
<b>81</b>	<b>Other services (except public administration)</b> .....	<b>100</b>	<b>263</b>	<b>1 080</b>	<b>27</b>	<b>16</b>	<b>11</b>								
<b>99</b>	<b>Unclassified establishments</b> .....	<b>6</b>	<b>15</b>	<b>54</b>	<b>9</b>	<b>9</b>									

See footnotes at end of table.

**Table 6. Counties—Employees, Payroll, and Establishments by Industry: 2001—Con.**

[Excludes most government employees, railroad employees, and self-employed persons. Size class 1 to 4 includes establishments with payroll, but no employees, during mid-March pay period. (D) denotes figures withheld to avoid disclosing data for individual companies; the data are included in broader industry totals. Detailed industries with 100 or more employees are shown if industry was not a (D). For explanation of terms, abbreviations, and data reliability/comparability, see introductory text]

NAICS code	Industry	Number of employees for week including March 12	Payroll (\$1,000)		Total number of establishments	Number of establishments by employment-size class								
			First quarter	Annual		1 to 4	5 to 9	10 to 19	20 to 49	50 to 99	100 to 249	250 to 499	500 to 999	1,000 or more
<b>SEVIER</b>														
	<b>Total</b> .....	<b>5 301</b>	<b>26 491</b>	<b>116 608</b>	<b>490</b>	<b>239</b>	<b>115</b>	<b>74</b>	<b>46</b>	<b>7</b>	<b>9</b>	-	-	-
<b>11</b>	<b>Forestry, fishing, hunting, and agriculture support</b> .....	(A)	(D)	(D)	2	2	-	-	-	-	-	-	-	-
<b>21</b>	<b>Mining</b> .....	(E)	(D)	(D)	4	-	-	1	1	1	1	-	-	-
212	Mining (except oil & gas) .....	(E)	(D)	(D)	4	-	-	1	1	1	1	-	-	-
2121	Coal mining .....	(C)	(D)	(D)	1	-	-	-	-	-	1	-	-	-
21211	Coal mining .....	(C)	(D)	(D)	1	-	-	-	-	-	1	-	-	-
2123	Nonmetallic mineral mining & quarrying .....	(C)	(D)	(D)	3	-	-	1	1	1	-	-	-	-
21239	Other nonmetallic mineral mining & quarrying .....	(C)	(D)	(D)	3	-	-	1	1	1	-	-	-	-
<b>22</b>	<b>Utilities</b> .....	(B)	(D)	(D)	3	1	-	1	1	-	-	-	-	-
<b>23</b>	<b>Construction</b> .....	<b>297</b>	<b>1 107</b>	<b>5 938</b>	<b>70</b>	<b>45</b>	<b>18</b>	<b>7</b>	-	-	-	-	-	-
233	Building, developing & general contracting .....	(C)	(D)	(D)	25	16	6	3	-	-	(D)	-	-	-
235	Special trade contractors .....	185	683	3 780	44	28	12	4	-	-	-	-	-	-
<b>31-33</b>	<b>Manufacturing</b> .....	<b>481</b>	<b>2 754</b>	<b>11 780</b>	<b>25</b>	<b>10</b>	<b>5</b>	<b>2</b>	<b>6</b>	<b>1</b>	<b>1</b>	-	-	-
327	Nonmetallic mineral product mfg .....	(C)	(D)	(D)	5	1	1	-	1	1	1	-	-	-
3274	Lime & gypsum product mfg .....	(C)	(D)	(D)	2	-	-	-	1	-	1	-	-	-
32742	Gypsum product mfg .....	(C)	(D)	(D)	2	-	-	-	1	-	1	-	-	-
<b>42</b>	<b>Wholesale trade</b> .....	<b>210</b>	<b>1 003</b>	<b>4 632</b>	<b>22</b>	<b>11</b>	<b>3</b>	<b>5</b>	<b>3</b>	-	-	-	-	-
422	Wholesale trade, nondurable goods .....	155	688	3 098	10	3	1	3	3	-	-	-	-	-
<b>44-45</b>	<b>Retail trade</b> .....	<b>1 101</b>	<b>3 999</b>	<b>17 207</b>	<b>100</b>	<b>32</b>	<b>36</b>	<b>19</b>	<b>9</b>	<b>3</b>	<b>1</b>	-	-	-
441	Motor vehicle & parts dealers .....	160	956	4 403	15	6	3	2	4	-	-	-	-	-
444	Bldg material & garden equip & supp dealers .....	(C)	(D)	(D)	10	3	2	4	-	1	-	-	-	-
445	Food & beverage stores .....	(C)	(D)	(D)	7	1	2	1	2	-	-	-	-	-
4451	Grocery stores .....	194	813	3 301	5	1	-	1	2	-	-	-	-	-
44511	Grocery (except convenience) stores .....	194	813	3 301	5	1	-	1	2	-	-	-	-	-
445110	Grocery (except convenience) stores .....	194	813	3 301	5	1	-	1	2	-	-	-	-	-
447	Gasoline stations .....	253	553	2 382	27	4	11	10	2	-	-	-	-	-
4471	Gasoline stations .....	253	553	2 382	27	4	11	10	2	-	-	-	-	-
44711	Gasoline stations with convenience stores .....	132	284	1 213	15	2	5	8	-	-	-	-	-	-
447110	Gasoline stations with convenience stores .....	132	284	1 213	15	2	5	8	-	-	-	-	-	-
44719	Other gasoline stations .....	121	269	1 169	12	2	6	2	2	-	-	-	-	-
447190	Other gasoline stations .....	121	269	1 169	12	2	6	2	2	-	-	-	-	-
452	General merchandise stores .....	(C)	(D)	(D)	4	1	1	-	1	-	1	-	-	-
4521	Department stores .....	(C)	(D)	(D)	1	-	-	-	-	-	1	-	-	-
45211	Department stores .....	(C)	(D)	(D)	1	-	-	-	-	-	1	-	-	-
<b>48-49</b>	<b>Transportation &amp; warehousing</b> .....	<b>(F)</b>	<b>(D)</b>	<b>(D)</b>	<b>50</b>	<b>32</b>	<b>7</b>	<b>4</b>	<b>4</b>	<b>1</b>	<b>2</b>	-	-	-
484	Truck transportation .....	(F)	(D)	(D)	46	28	7	4	4	1	2	-	-	-
4841	General freight trucking .....	374	2 521	10 955	37	25	5	4	1	1	1	-	-	-
48412	General freight trucking, long-distance .....	368	2 489	10 700	31	19	5	4	1	1	1	-	-	-
4842	Specialized freight trucking .....	(E)	(D)	(D)	9	3	2	-	3	-	1	-	-	-
48422	Specialized freight (exc used) trucking, local .....	(C)	(D)	(D)	3	-	1	-	1	-	1	-	-	-
<b>51</b>	<b>Information</b> .....	<b>74</b>	<b>403</b>	<b>1 692</b>	<b>7</b>	<b>3</b>	<b>1</b>	<b>2</b>	<b>1</b>	-	-	-	-	-
<b>52</b>	<b>Finance &amp; insurance</b> .....	<b>108</b>	<b>759</b>	<b>3 336</b>	<b>22</b>	<b>14</b>	<b>5</b>	<b>3</b>	-	-	-	-	-	-
<b>53</b>	<b>Real estate &amp; rental &amp; leasing</b> .....	<b>81</b>	<b>291</b>	<b>1 259</b>	<b>13</b>	<b>6</b>	<b>5</b>	<b>1</b>	<b>1</b>	-	-	-	-	-
<b>54</b>	<b>Professional, scientific &amp; technical services</b> .....	<b>124</b>	<b>710</b>	<b>3 164</b>	<b>28</b>	<b>20</b>	<b>6</b>	<b>1</b>	<b>1</b>	-	-	-	-	-
541	Professional, scientific & technical services .....	124	710	3 164	28	20	6	1	1	-	-	-	-	-
<b>55</b>	<b>Management of companies &amp; enterprises</b> .....	<b>(A)</b>	<b>(D)</b>	<b>(D)</b>	<b>1</b>	-	<b>1</b>	-	-	-	-	-	-	-
<b>56</b>	<b>Admin, support, waste mgt, remediation services</b> .....	<b>93</b>	<b>367</b>	<b>1 575</b>	<b>13</b>	<b>7</b>	<b>4</b>	<b>1</b>	<b>1</b>	-	-	-	-	-
<b>61</b>	<b>Educational services</b> .....	<b>221</b>	<b>1 227</b>	<b>5 331</b>	<b>4</b>	<b>2</b>	-	-	-	-	<b>2</b>	-	-	-
611	Educational services .....	221	1 227	5 331	4	2	-	-	-	-	2	-	-	-
6111	Elementary & secondary schools .....	(C)	(D)	(D)	2	1	-	-	-	-	1	-	-	-
61111	Elementary & secondary schools .....	(C)	(D)	(D)	2	1	-	-	-	-	1	-	-	-
6112	Junior colleges .....	(C)	(D)	(D)	1	-	-	-	-	-	1	-	-	-
61121	Junior colleges .....	(C)	(D)	(D)	1	-	-	-	-	-	1	-	-	-
<b>62</b>	<b>Health care and social assistance</b> .....	<b>643</b>	<b>2 798</b>	<b>11 572</b>	<b>42</b>	<b>14</b>	<b>10</b>	<b>13</b>	<b>2</b>	<b>1</b>	<b>2</b>	-	-	-
621	Ambulatory health care services .....	236	1 219	5 103	26	10	5	9	2	-	-	-	-	-
622	Hospitals .....	(C)	(D)	(D)	1	-	-	-	-	-	1	-	-	-
6221	General medical & surgical hospitals .....	(C)	(D)	(D)	1	-	-	-	-	-	1	-	-	-
62211	General medical & surgical hospitals .....	(C)	(D)	(D)	1	-	-	-	-	-	1	-	-	-
623	Nursing & residential care facilities .....	147	451	1 789	5	-	2	2	-	-	1	-	-	-
6231	Nursing care facilities .....	(C)	(D)	(D)	1	-	-	-	-	-	1	-	-	-
62311	Nursing care facilities .....	(C)	(D)	(D)	1	-	-	-	-	-	1	-	-	-
624	Social assistance .....	(C)	(D)	(D)	10	4	3	2	-	1	-	-	-	-
<b>71</b>	<b>Arts, entertainment &amp; recreation</b> .....	<b>(A)</b>	<b>(D)</b>	<b>(D)</b>	<b>3</b>	<b>2</b>	<b>1</b>	-	-	-	-	-	-	-

See footnotes at end of table.

**Table 6. Counties—Employees, Payroll, and Establishments by Industry: 2001—Con.**

[Excludes most government employees, railroad employees, and self-employed persons. Size class 1 to 4 includes establishments with payroll, but no employees, during mid-March pay period. (D) denotes figures withheld to avoid disclosing data for individual companies; the data are included in broader industry totals. Detailed industries with 100 or more employees are shown if industry was not a (D). For explanation of terms, abbreviations, and data reliability/comparability, see introductory text]

NAICS code	Industry	Number of employees for week including March 12	Payroll (\$1,000)		Total number of establishments	Number of establishments by employment-size class								
			First quarter	Annual		1 to 4	5 to 9	10 to 19	20 to 49	50 to 99	100 to 249	250 to 499	500 to 999	1,000 or more
<b>SEVIER—Con.</b>														
<b>72</b>	<b>Accommodation &amp; food services</b>	<b>654</b>	<b>1 160</b>	<b>5 601</b>	<b>44</b>	<b>15</b>	<b>2</b>	<b>12</b>	<b>15</b>	—	—	—	—	—
721	Accommodation	120	209	1 240	14	8	—	4	2	—	—	—	—	—
7211	Traveler accommodation	(C)	(D)	(D)	10	4	—	4	2	—	—	—	—	—
72111	Hotels (exc casino hotels) & motels	(C)	(D)	(D)	10	4	—	4	2	—	—	—	—	—
722	Food services & drinking places	534	951	4 361	30	7	2	8	13	—	—	—	—	—
7221	Full-service restaurants	(C)	(D)	(D)	11	2	1	3	5	—	—	—	—	—
72211	Full-service restaurants	(C)	(D)	(D)	11	2	1	3	5	—	—	—	—	—
7222	Limited-service eating places	311	569	2 625	18	4	1	5	8	—	—	—	—	—
72221	Limited-service eating places	311	569	2 625	18	4	1	5	8	—	—	—	—	—
<b>81</b>	<b>Other services (except public administration)</b>	<b>152</b>	<b>714</b>	<b>3 116</b>	<b>30</b>	<b>16</b>	<b>11</b>	<b>2</b>	<b>1</b>	—	—	—	—	—
811	Repair & maintenance	100	615	2 661	15	7	6	1	1	—	—	—	—	—
<b>99</b>	<b>Unclassified establishments</b>	<b>2</b>	<b>4</b>	<b>47</b>	<b>7</b>	<b>7</b>	—	—	—	—	—	—	—	—
<b>SUMMIT</b>														
	<b>Total</b>	<b>16 512</b>	<b>98 298</b>	<b>365 511</b>	<b>1 539</b>	<b>911</b>	<b>303</b>	<b>173</b>	<b>101</b>	<b>34</b>	<b>11</b>	<b>3</b>	<b>2</b>	<b>1</b>
<b>11</b>	<b>Forestry, fishing, hunting, and agriculture support</b>	<b>18</b>	<b>104</b>	<b>665</b>	<b>3</b>	<b>1</b>	<b>2</b>	—	—	—	—	—	—	—
<b>21</b>	<b>Mining</b>	<b>205</b>	<b>1 694</b>	<b>8 174</b>	<b>6</b>	<b>2</b>	—	<b>1</b>	<b>1</b>	<b>2</b>	—	—	—	—
212	Mining (except oil & gas)	(C)	(D)	(D)	4	1	—	1	1	1	—	—	—	—
2123	Nonmetallic mineral mining & quarrying	(C)	(D)	(D)	3	—	—	1	1	1	—	—	—	—
21232	Sand, gravel, clay, refractory minerals mining	(C)	(D)	(D)	3	—	—	1	1	1	—	—	—	—
<b>22</b>	<b>Utilities</b>	<b>53</b>	<b>636</b>	<b>3 032</b>	<b>4</b>	—	<b>2</b>	<b>1</b>	<b>1</b>	—	—	—	—	—
<b>23</b>	<b>Construction</b>	<b>954</b>	<b>6 805</b>	<b>32 983</b>	<b>266</b>	<b>193</b>	<b>45</b>	<b>24</b>	<b>4</b>	—	—	—	—	—
233	Building, developing & general contracting	450	3 680	16 222	144	111	22	10	1	—	—	—	—	—
2332	Residential building construction	391	2 839	13 053	125	95	20	10	—	—	—	—	—	—
23321	Single-family housing construction	360	2 650	12 410	119	91	20	8	—	—	—	—	—	—
233210	Single-family housing construction	360	2 650	12 410	119	91	20	8	—	—	—	—	—	—
235	Special trade contractors	409	2 446	12 189	114	79	23	10	2	—	—	—	—	—
<b>31-33</b>	<b>Manufacturing</b>	<b>645</b>	<b>5 539</b>	<b>23 432</b>	<b>41</b>	<b>19</b>	<b>7</b>	<b>10</b>	<b>2</b>	<b>2</b>	—	<b>1</b>	—	—
336	Transportation equipment mfg	(E)	(D)	(D)	1	—	—	—	—	—	—	1	—	—
3364	Aerospace product & parts mfg	(E)	(D)	(D)	1	—	—	—	—	—	—	1	—	—
33641	Aerospace product & parts mfg	(E)	(D)	(D)	1	—	—	—	—	—	—	1	—	—
<b>42</b>	<b>Wholesale trade</b>	<b>294</b>	<b>3 212</b>	<b>13 240</b>	<b>44</b>	<b>34</b>	<b>6</b>	<b>3</b>	—	—	<b>1</b>	—	—	—
422	Wholesale trade, nondurable goods	216	2 326	9 593	15	11	2	1	—	—	1	—	—	—
4222	Drugs & druggists' sundries whlse	(C)	(D)	(D)	2	1	—	—	—	—	1	—	—	—
42221	Drugs & druggists' sundries whlse	(C)	(D)	(D)	2	1	—	—	—	—	1	—	—	—
<b>44-45</b>	<b>Retail trade</b>	<b>2 684</b>	<b>11 475</b>	<b>44 509</b>	<b>260</b>	<b>102</b>	<b>90</b>	<b>39</b>	<b>22</b>	<b>2</b>	<b>5</b>	—	—	—
441	Motor vehicle & parts dealers	102	874	3 767	10	5	1	1	3	—	—	—	—	—
442	Furniture & home furnishing stores	144	590	2 310	28	14	10	3	1	—	—	—	—	—
445	Food & beverage stores	567	2 242	8 533	18	5	2	5	3	—	3	—	—	—
4451	Grocery stores	466	1 962	7 546	12	4	1	3	1	—	3	—	—	—
44511	Grocery (except convenience) stores	461	1 951	7 482	9	1	1	3	1	—	3	—	—	—
445110	Grocery (except convenience) stores	461	1 951	7 482	9	1	1	3	1	—	3	—	—	—
447	Gasoline stations	288	907	4 173	18	5	6	5	—	1	1	—	—	—
4471	Gasoline stations	288	907	4 173	18	5	6	5	—	1	1	—	—	—
44711	Gasoline stations with convenience stores	271	823	3 833	14	3	4	5	—	1	1	—	—	—
447110	Gasoline stations with convenience stores	271	823	3 833	14	3	4	5	—	1	1	—	—	—
448	Clothing & clothing accessories stores	676	2 579	8 836	73	20	33	12	8	—	—	—	—	—
4481	Clothing stores	529	1 914	6 701	54	13	25	9	7	—	—	—	—	—
44814	Family clothing stores	266	949	3 101	20	6	6	2	6	—	—	—	—	—
448140	Family clothing stores	266	949	3 101	20	6	6	2	6	—	—	—	—	—
44819	Other clothing stores	116	419	1 502	15	4	8	2	1	—	—	—	—	—
448190	Other clothing stores	116	419	1 502	15	4	8	2	1	—	—	—	—	—
4482	Shoe stores	109	429	1 257	12	4	4	3	1	—	—	—	—	—
44821	Shoe stores	109	429	1 257	12	4	4	3	1	—	—	—	—	—
448210	Shoe stores	109	429	1 257	12	4	4	3	1	—	—	—	—	—
451	Sporting goods, hobby, book & music stores	289	1 316	3 507	28	9	8	8	3	—	—	—	—	—
4511	Sporting goods, hobby, musical instrument stores	(E)	(D)	(D)	24	7	7	7	3	—	—	—	—	—
45111	Sporting goods stores	256	1 239	3 201	23	7	6	7	3	—	—	—	—	—
451110	Sporting goods stores	256	1 239	3 201	23	7	6	7	3	—	—	—	—	—
452	General merchandise stores	(C)	(D)	(D)	3	1	—	—	—	1	1	—	—	—
4521	Department stores	(C)	(D)	(D)	2	—	—	—	—	1	1	—	—	—
45211	Department stores	(C)	(D)	(D)	2	—	—	—	—	1	1	—	—	—
453	Miscellaneous store retailers	217	886	3 472	43	19	21	1	2	—	—	—	—	—
4532	Office supplies, stationery & gift stores	(C)	(D)	(D)	20	11	7	—	2	—	—	—	—	—
<b>48-49</b>	<b>Transportation &amp; warehousing</b>	<b>209</b>	<b>1 091</b>	<b>3 494</b>	<b>26</b>	<b>18</b>	<b>3</b>	<b>2</b>	<b>1</b>	<b>2</b>	—	—	—	—
<b>51</b>	<b>Information</b>	<b>238</b>	<b>2 599</b>	<b>8 884</b>	<b>38</b>	<b>25</b>	<b>5</b>	<b>6</b>	<b>2</b>	—	—	—	—	—
511	Publishing industries	106	1 154	3 178	11	6	2	1	2	—	—	—	—	—

See footnotes at end of table.

**Table 6. Counties—Employees, Payroll, and Establishments by Industry: 2001—Con.**

[Excludes most government employees, railroad employees, and self-employed persons. Size class 1 to 4 includes establishments with payroll, but no employees, during mid-March pay period. (D) denotes figures withheld to avoid disclosing data for individual companies; the data are included in broader industry totals. Detailed industries with 100 or more employees are shown if industry was not a (D). For explanation of terms, abbreviations, and data reliability/comparability, see introductory text]

NAICS code	Industry	Number of employees for week including March 12	Payroll (\$1,000)		Total number of establishments	Number of establishments by employment-size class								
			First quarter	Annual		1 to 4	5 to 9	10 to 19	20 to 49	50 to 99	100 to 249	250 to 499	500 to 999	1,000 or more
<b>SUMMIT—Con.</b>														
<b>52</b>	<b>Finance &amp; insurance</b> .....	<b>424</b>	<b>6 397</b>	<b>26 487</b>	<b>74</b>	<b>44</b>	<b>18</b>	<b>10</b>	<b>1</b>	<b>1</b>	—	—	—	—
522	Credit intermediation & related activities .....	208	2 334	9 648	36	20	8	7	1	—	—	—	—	—
5221	Depository credit intermediation .....	(C)	(D)	(D)	18	5	7	5	1	—	—	—	—	—
52211	Commercial banking .....	149	1 605	5 871	16	3	7	5	1	—	—	—	—	—
522110	Commercial banking .....	149	1 605	5 871	16	3	7	5	1	—	—	—	—	—
<b>53</b>	<b>Real estate &amp; rental &amp; leasing</b> .....	<b>709</b>	<b>4 933</b>	<b>16 622</b>	<b>119</b>	<b>90</b>	<b>13</b>	<b>7</b>	<b>5</b>	<b>4</b>	—	—	—	—
531	Real estate .....	611	4 370	14 689	104	83	10	3	4	4	—	—	—	—
5312	Offices of real estate agents & brokers .....	247	2 369	7 404	52	42	4	3	2	1	—	—	—	—
53121	Offices of real estate agents & brokers .....	247	2 369	7 404	52	42	4	3	2	1	—	—	—	—
531210	Offices of real estate agents & brokers .....	247	2 369	7 404	52	42	4	3	2	1	—	—	—	—
5313	Activities related to real estate .....	340	1 911	6 879	38	29	4	—	2	3	—	—	—	—
53131	Real estate property managers .....	319	1 777	5 368	23	16	2	—	2	3	—	—	—	—
531311	Residential property managers .....	231	1 205	3 862	18	12	2	—	2	2	—	—	—	—
<b>54</b>	<b>Professional, scientific &amp; technical services</b> .....	<b>608</b>	<b>6 478</b>	<b>31 579</b>	<b>195</b>	<b>163</b>	<b>19</b>	<b>10</b>	<b>2</b>	<b>1</b>	—	—	—	—
541	Professional, scientific & technical services .....	608	6 478	31 579	195	163	19	10	2	1	—	—	—	—
5413	Architectural, engineering & related services ...	162	1 657	8 003	34	28	2	3	—	1	—	—	—	—
54133	Engineering services .....	112	1 236	6 059	14	11	—	2	—	1	—	—	—	—
541330	Engineering services .....	112	1 236	6 059	14	11	—	2	—	1	—	—	—	—
5415	Computer systems design & related services ...	134	1 569	9 096	29	19	7	2	1	—	—	—	—	—
54151	Computer systems design & related services ...	134	1 569	9 096	29	19	7	2	1	—	—	—	—	—
541511	Custom computer programming services ...	114	1 411	7 916	20	13	4	2	1	—	—	—	—	—
5416	Management, sci & tech consulting services .....	125	1 875	8 865	45	41	1	2	1	—	—	—	—	—
54161	Management consulting services .....	112	1 650	7 780	30	26	1	2	1	—	—	—	—	—
<b>55</b>	<b>Management of companies &amp; enterprises</b> .....	<b>169</b>	<b>2 662</b>	<b>7 415</b>	<b>12</b>	<b>6</b>	<b>3</b>	<b>1</b>	<b>1</b>	<b>1</b>	—	—	—	—
551	Management of companies & enterprises .....	169	2 662	7 415	12	6	3	1	1	1	—	—	—	—
5511	Management of companies & enterprises .....	169	2 662	7 415	12	6	3	1	1	1	—	—	—	—
55111	Management of companies & enterprises .....	169	2 662	7 415	12	6	3	1	1	1	—	—	—	—
551114	Corp, subsidiary & regional managing offices .....	167	2 642	7 325	9	3	3	1	1	1	—	—	—	—
<b>56</b>	<b>Admin, support, waste mgt, remediation services</b> .....	<b>562</b>	<b>3 547</b>	<b>16 684</b>	<b>96</b>	<b>66</b>	<b>18</b>	<b>5</b>	<b>6</b>	<b>1</b>	—	—	—	—
561	Administrative & support services .....	(F)	(D)	(D)	94	65	18	5	5	1	—	—	—	—
5611	Office administrative services .....	126	867	3 887	10	6	2	—	1	1	—	—	—	—
56111	Office administrative services .....	126	867	3 887	10	6	2	—	1	1	—	—	—	—
561110	Office administrative services .....	126	867	3 887	10	6	2	—	1	1	—	—	—	—
5615	Travel arrangement & reservation services .....	117	573	1 968	11	5	2	2	2	—	—	—	—	—
5617	Services to buildings & dwellings .....	118	552	4 397	53	43	9	1	—	—	—	—	—	—
<b>61</b>	<b>Educational services</b> .....	<b>128</b>	<b>850</b>	<b>3 600</b>	<b>20</b>	<b>12</b>	<b>3</b>	<b>3</b>	<b>2</b>	—	—	—	—	—
611	Educational services .....	128	850	3 600	20	12	3	3	2	—	—	—	—	—
<b>62</b>	<b>Health care and social assistance</b> .....	<b>456</b>	<b>2 388</b>	<b>10 556</b>	<b>62</b>	<b>35</b>	<b>18</b>	<b>6</b>	<b>1</b>	<b>1</b>	<b>1</b>	—	—	—
621	Ambulatory health care services .....	241	1 456	6 742	46	29	12	4	—	1	—	—	—	—
623	Nursing & residential care facilities .....	137	571	2 266	3	1	—	—	1	—	1	—	—	—
6233	Community care facilities for the elderly .....	137	571	2 266	3	1	—	—	1	—	1	—	—	—
62331	Community care facilities for the elderly .....	137	571	2 266	3	1	—	—	1	—	1	—	—	—
623312	Homes for the elderly .....	137	571	2 266	3	1	—	—	1	—	1	—	—	—
<b>71</b>	<b>Arts, entertainment &amp; recreation</b> .....	<b>3 466</b>	<b>16 456</b>	<b>43 596</b>	<b>29</b>	<b>14</b>	<b>4</b>	<b>5</b>	<b>3</b>	—	—	—	<b>2</b>	<b>1</b>
713	Amusement, gambling & recreation industries ...	3 406	16 075	41 553	16	4	3	4	2	—	—	—	2	1
7139	Other amusement & recreation industries .....	3 406	16 075	41 553	16	4	3	4	2	—	—	—	2	1
71392	Skiing facilities .....	3 291	15 621	38 714	6	1	1	1	—	—	—	—	2	1
713920	Skiing facilities .....	3 291	15 621	38 714	6	1	1	1	—	—	—	—	2	1
<b>72</b>	<b>Accommodation &amp; food services</b> .....	<b>3 642</b>	<b>15 375</b>	<b>47 958</b>	<b>147</b>	<b>38</b>	<b>21</b>	<b>30</b>	<b>41</b>	<b>13</b>	<b>2</b>	<b>2</b>	—	—
721	Accommodation .....	1 201	6 899	22 196	23	10	2	1	6	—	2	2	—	—
7211	Traveler accommodation .....	(G)	(D)	(D)	22	9	2	1	6	—	2	2	—	—
72111	Hotels (exc casino hotels) & motels .....	1 168	6 786	21 572	18	7	1	1	5	—	2	2	—	—
721110	Hotels (exc casino hotels) & motels .....	1 168	6 786	21 572	18	7	1	1	5	—	2	2	—	—
722	Food services & drinking places .....	2 441	8 476	25 762	124	28	19	29	35	13	—	—	—	—
7221	Full-service restaurants .....	1 676	6 494	19 102	73	14	12	11	26	10	—	—	—	—
72211	Full-service restaurants .....	1 676	6 494	19 102	73	14	12	11	26	10	—	—	—	—
722110	Full-service restaurants .....	1 676	6 494	19 102	73	14	12	11	26	10	—	—	—	—
7222	Limited-service eating places .....	547	1 369	4 953	37	10	6	13	6	2	—	—	—	—
72221	Limited-service eating places .....	547	1 369	4 953	37	10	6	13	6	2	—	—	—	—
722211	Limited-service restaurants .....	484	1 191	4 397	30	8	4	10	6	2	—	—	—	—
7223	Special food services .....	116	415	893	5	1	—	2	1	1	—	—	—	—
7224	Drinking places (alcoholic beverages) .....	102	198	814	9	3	1	3	2	—	—	—	—	—
72241	Drinking places (alcoholic beverages) .....	102	198	814	9	3	1	3	2	—	—	—	—	—
722410	Drinking places (alcoholic beverages) .....	102	198	814	9	3	1	3	2	—	—	—	—	—

See footnotes at end of table.

**Table 6. Counties—Employees, Payroll, and Establishments by Industry: 2001—Con.**

[Excludes most government employees, railroad employees, and self-employed persons. Size class 1 to 4 includes establishments with payroll, but no employees, during mid-March pay period. (D) denotes figures withheld to avoid disclosing data for individual companies; the data are included in broader industry totals. Detailed industries with 100 or more employees are shown if industry was not a (D). For explanation of terms, abbreviations, and data reliability/comparability, see introductory text]

NAICS code	Industry	Number of employees for week including March 12	Payroll (\$1,000)		Total number of establishments	Number of establishments by employment-size class									
			First quarter	Annual		1 to 4	5 to 9	10 to 19	20 to 49	50 to 99	100 to 249	250 to 499	500 to 999	1,000 or more	
<b>SUMMIT—Con.</b>															
<b>81</b>	<b>Other services (except public administration)</b>	<b>972</b>	<b>5 509</b>	<b>20 673</b>	<b>81</b>	<b>37</b>	<b>23</b>	<b>10</b>	<b>5</b>	<b>4</b>	<b>2</b>	—	—	—	
812	Personal & laundry services	148	593	2 429	27	14	8	4	1	—	—	—	—	—	
813	Religious, grantmaking, civic, prof & like organizations	787	4 713	17 451	41	14	11	6	4	4	2	—	—	—	
8139	Business, labor, political, like organizations	(F)	(D)	(D)	22	3	7	3	3	4	2	—	—	—	
81399	Oth similar organizations (exc business, prof, labor, pol)	682	4 337	15 974	21	3	6	3	3	4	2	—	—	—	
813990	Oth similar organizations (exc business, prof, labor, pol)	682	4 337	15 974	21	3	6	3	3	4	2	—	—	—	
<b>95</b>	<b>Auxiliaries (exc corporate, subsidiary &amp; regional mgt)</b>	<b>(B)</b>	<b>(D)</b>	<b>(D)</b>	<b>2</b>	—	<b>1</b>	—	<b>1</b>	—	—	—	—	—	
<b>99</b>	<b>Unclassified establishments</b>	<b>(B)</b>	<b>(D)</b>	<b>(D)</b>	<b>14</b>	<b>12</b>	<b>2</b>	—	—	—	—	—	—	—	
<b>TOOELE</b>															
	<b>Total</b>	<b>6 963</b>	<b>49 595</b>	<b>210 409</b>	<b>496</b>	<b>278</b>	<b>99</b>	<b>62</b>	<b>32</b>	<b>14</b>	<b>6</b>	<b>4</b>	<b>1</b>	—	
<b>21</b>	<b>Mining</b>	<b>70</b>	<b>1 007</b>	<b>4 151</b>	<b>3</b>	—	<b>1</b>	<b>1</b>	<b>1</b>	—	—	—	—	—	
<b>22</b>	<b>Utilities</b>	<b>(B)</b>	<b>(D)</b>	<b>(D)</b>	<b>4</b>	<b>2</b>	<b>1</b>	<b>1</b>	—	—	—	—	—	—	
<b>23</b>	<b>Construction</b>	<b>511</b>	<b>3 917</b>	<b>16 894</b>	<b>72</b>	<b>51</b>	<b>11</b>	<b>7</b>	—	<b>2</b>	<b>1</b>	—	—	—	
234	Heavy construction	(C)	(D)	(D)	3	—	2	—	—	—	1	—	—	—	
2349	Other heavy construction	(C)	(D)	(D)	3	—	2	—	—	—	1	—	—	—	
23499	All other heavy construction	(C)	(D)	(D)	2	—	1	—	—	—	—	—	—	—	
235	Special trade contractors	282	2 203	8 973	44	29	8	5	—	2	—	—	—	—	
2353	Electrical contractors	109	1 213	4 351	8	4	1	2	—	1	—	—	—	—	
23531	Electrical contractors	109	1 213	4 351	8	4	1	2	—	1	—	—	—	—	
235310	Electrical contractors	109	1 213	4 351	8	4	1	2	—	1	—	—	—	—	
<b>31-33</b>	<b>Manufacturing</b>	<b>1 212</b>	<b>12 192</b>	<b>50 953</b>	<b>25</b>	<b>8</b>	<b>5</b>	<b>7</b>	<b>1</b>	<b>1</b>	<b>1</b>	<b>2</b>	—	—	
325	Chemical mfg	248	2 334	10 208	4	—	—	2	—	1	1	—	—	—	
3259	Other chemical product & preparation mfg	(C)	(D)	(D)	3	—	—	1	—	1	1	—	—	—	
32599	All other chemical product & preparation mfg	(C)	(D)	(D)	3	—	—	1	—	1	1	—	—	—	
331	Primary metal mfg	(E)	(D)	(D)	2	—	1	—	—	—	—	1	—	—	
3314	Nonferrous (exc alum) production & processing	(E)	(D)	(D)	1	—	—	—	—	—	—	1	—	—	
33141	Nonferrous (exc aluminum) smelting & refining	(E)	(D)	(D)	1	—	—	—	—	—	—	1	—	—	
336	Transportation equipment mfg	(E)	(D)	(D)	1	—	—	—	—	—	—	1	—	—	
3363	Motor vehicle parts mfg	(E)	(D)	(D)	1	—	—	—	—	—	—	1	—	—	
33639	Other motor vehicle parts mfg	(E)	(D)	(D)	1	—	—	—	—	—	—	1	—	—	
<b>42</b>	<b>Wholesale trade</b>	<b>30</b>	<b>179</b>	<b>716</b>	<b>8</b>	<b>6</b>	<b>2</b>	—	—	—	—	—	—	—	
<b>44-45</b>	<b>Retail trade</b>	<b>1 282</b>	<b>5 299</b>	<b>22 933</b>	<b>78</b>	<b>37</b>	<b>18</b>	<b>11</b>	<b>6</b>	<b>5</b>	—	<b>1</b>	—	—	
441	Motor vehicle & parts dealers	149	927	4 251	12	5	3	2	1	1	—	—	—	—	
4411	Automobile dealers	(C)	(D)	(D)	5	2	1	—	1	1	—	—	—	—	
445	Food & beverage stores	293	1 021	4 141	13	6	3	1	—	3	—	—	—	—	
4451	Grocery stores	(E)	(D)	(D)	8	3	2	—	—	3	—	—	—	—	
44511	Grocery (except convenience) stores	255	917	3 663	5	2	—	—	—	3	—	—	—	—	
445110	Grocery (except convenience) stores	255	917	3 663	5	2	—	—	—	3	—	—	—	—	
447	Gasoline stations	283	1 064	4 432	17	2	4	7	3	1	—	—	—	—	
4471	Gasoline stations	283	1 064	4 432	17	2	4	7	3	1	—	—	—	—	
44711	Gasoline stations with convenience stores	138	441	1 862	12	2	3	6	1	—	—	—	—	—	
447110	Gasoline stations with convenience stores	138	441	1 862	12	2	3	6	1	—	—	—	—	—	
44719	Other gasoline stations	145	623	2 570	5	—	1	1	2	1	—	—	—	—	
447190	Other gasoline stations	145	623	2 570	5	—	1	1	2	1	—	—	—	—	
452	General merchandise stores	(E)	(D)	(D)	1	—	—	—	—	—	—	1	—	—	
4521	Department stores	(E)	(D)	(D)	1	—	—	—	—	—	—	1	—	—	
45211	Department stores	(E)	(D)	(D)	1	—	—	—	—	—	—	1	—	—	
<b>48-49</b>	<b>Transportation &amp; warehousing</b>	<b>59</b>	<b>389</b>	<b>2 331</b>	<b>14</b>	<b>10</b>	<b>2</b>	<b>2</b>	—	—	—	—	—	—	
<b>51</b>	<b>Information</b>	<b>109</b>	<b>686</b>	<b>2 908</b>	<b>14</b>	<b>8</b>	<b>3</b>	<b>2</b>	—	<b>1</b>	—	—	—	—	
<b>52</b>	<b>Finance &amp; insurance</b>	<b>342</b>	<b>2 158</b>	<b>10 108</b>	<b>41</b>	<b>20</b>	<b>16</b>	<b>2</b>	<b>1</b>	<b>2</b>	—	—	—	—	
522	Credit intermediation & related activities	176	961	4 154	24	12	9	2	—	1	—	—	—	—	
5221	Depository credit intermediation	125	695	2 981	12	4	6	1	—	1	—	—	—	—	
523	Security, commodity contracts & like activity	112	963	4 950	6	3	1	—	1	1	—	—	—	—	
5239	Other financial investment activities	(C)	(D)	(D)	5	2	1	—	1	1	—	—	—	—	
52393	Investment advice	(C)	(D)	(D)	4	1	1	—	1	1	—	—	—	—	
<b>53</b>	<b>Real estate &amp; rental &amp; leasing</b>	<b>58</b>	<b>249</b>	<b>870</b>	<b>14</b>	<b>11</b>	<b>1</b>	<b>2</b>	—	—	—	—	—	—	
<b>54</b>	<b>Professional, scientific &amp; technical services</b>	<b>400</b>	<b>3 407</b>	<b>14 354</b>	<b>38</b>	<b>22</b>	<b>9</b>	<b>2</b>	<b>3</b>	<b>1</b>	<b>1</b>	—	—	—	
541	Professional, scientific & technical services	400	3 407	14 354	38	22	9	2	3	1	1	—	—	—	
5417	Scientific R&D services	264	2 527	10 483	5	1	—	1	1	1	1	—	—	—	
54171	R&D in physical, engineering & life sciences	264	2 527	10 483	5	1	—	1	1	1	1	—	—	—	
541710	R&D in physical, engineering & life sciences	264	2 527	10 483	5	1	—	1	1	1	1	—	—	—	
<b>55</b>	<b>Management of companies &amp; enterprises</b>	<b>(A)</b>	<b>(D)</b>	<b>(D)</b>	<b>1</b>	—	<b>1</b>	—	—	—	—	—	—	—	

See footnotes at end of table.

**Table 6. Counties—Employees, Payroll, and Establishments by Industry: 2001—Con.**

[Excludes most government employees, railroad employees, and self-employed persons. Size class 1 to 4 includes establishments with payroll, but no employees, during mid-March pay period. (D) denotes figures withheld to avoid disclosing data for individual companies; the data are included in broader industry totals. Detailed industries with 100 or more employees are shown if industry was not a (D). For explanation of terms, abbreviations, and data reliability/comparability, see introductory text]

NAICS code	Industry	Number of employees for week including March 12	Payroll (\$1,000)		Total number of establishments	Number of establishments by employment-size class								
			First quarter	Annual		1 to 4	5 to 9	10 to 19	20 to 49	50 to 99	100 to 249	250 to 499	500 to 999	1,000 or more
<b>TOOELE—Con.</b>														
<b>56</b>	<b>Admin, support, waste mgmt, remediation services</b>	<b>1 104</b>	<b>12 609</b>	<b>53 061</b>	<b>31</b>	<b>21</b>	<b>3</b>	<b>1</b>	<b>2</b>	<b>1</b>	<b>2</b>	—	<b>1</b>	—
561	Administrative & support services	(E)	(D)	(D)	24	18	2	1	1	1	1	—	—	—
5612	Facilities support services	(C)	(D)	(D)	1	—	—	—	—	—	1	—	—	—
56121	Facilities support services	(C)	(D)	(D)	1	—	—	—	—	—	1	—	—	—
562	Waste management & remediation services	(F)	(D)	(D)	7	3	1	—	1	—	1	—	1	—
5622	Waste treatment & disposal	(C)	(D)	(D)	3	1	1	—	—	—	1	—	—	—
56221	Waste treatment & disposal	(C)	(D)	(D)	3	1	1	—	—	—	1	—	—	—
5629	Remediation & oth waste management services	(F)	(D)	(D)	3	2	—	—	—	—	—	—	1	—
56291	Remediation services	(F)	(D)	(D)	2	1	—	—	—	—	—	—	1	—
<b>61</b>	<b>Educational services</b>	<b>(B)</b>	<b>(D)</b>	<b>(D)</b>	<b>3</b>	<b>2</b>	—	<b>1</b>	—	—	—	—	—	—
<b>62</b>	<b>Health care and social assistance</b>	<b>881</b>	<b>4 944</b>	<b>20 048</b>	<b>44</b>	<b>21</b>	<b>12</b>	<b>5</b>	<b>4</b>	—	<b>1</b>	<b>1</b>	—	—
621	Ambulatory health care services	173	1 177	4 284	34	18	11	3	2	—	—	—	—	—
622	Hospitals	(F)	(D)	(D)	2	—	—	—	—	—	1	1	—	—
6221	General medical & surgical hospitals	(F)	(D)	(D)	2	—	—	—	—	—	1	1	—	—
62211	General medical & surgical hospitals	(F)	(D)	(D)	2	—	—	—	—	—	1	1	—	—
<b>71</b>	<b>Arts, entertainment &amp; recreation</b>	<b>(B)</b>	<b>(D)</b>	<b>(D)</b>	<b>3</b>	<b>1</b>	<b>1</b>	—	<b>1</b>	—	—	—	—	—
<b>72</b>	<b>Accommodation &amp; food services</b>	<b>614</b>	<b>1 355</b>	<b>5 758</b>	<b>52</b>	<b>20</b>	<b>6</b>	<b>14</b>	<b>11</b>	<b>1</b>	—	—	—	—
722	Food services & drinking places	524	1 171	4 940	43	17	4	11	10	1	—	—	—	—
7221	Full-service restaurants	195	460	1 904	13	3	1	4	5	—	—	—	—	—
72211	Full-service restaurants	195	460	1 904	13	3	1	4	5	—	—	—	—	—
722110	Full-service restaurants	195	460	1 904	13	3	1	4	5	—	—	—	—	—
7222	Limited-service eating places	311	670	2 864	23	8	2	7	5	1	—	—	—	—
72221	Limited-service eating places	311	670	2 864	23	8	2	7	5	1	—	—	—	—
<b>81</b>	<b>Other services (except public administration)</b>	<b>194</b>	<b>648</b>	<b>2 809</b>	<b>44</b>	<b>31</b>	<b>7</b>	<b>4</b>	<b>2</b>	—	—	—	—	—
<b>99</b>	<b>Unclassified establishments</b>	<b>6</b>	<b>24</b>	<b>165</b>	<b>7</b>	<b>7</b>	—	—	—	—	—	—	—	—
<b>UINTAH</b>														
	<b>Total</b>	<b>6 852</b>	<b>38 953</b>	<b>179 170</b>	<b>791</b>	<b>436</b>	<b>163</b>	<b>129</b>	<b>42</b>	<b>13</b>	<b>7</b>	<b>1</b>	—	—
<b>11</b>	<b>Forestry, fishing, hunting, and agriculture support</b>	<b>25</b>	<b>81</b>	<b>325</b>	<b>4</b>	<b>2</b>	<b>1</b>	<b>1</b>	—	—	—	—	—	—
<b>21</b>	<b>Mining</b>	<b>1 158</b>	<b>10 768</b>	<b>49 935</b>	<b>85</b>	<b>39</b>	<b>14</b>	<b>21</b>	<b>4</b>	<b>5</b>	<b>2</b>	—	—	—
211	Oil & gas extraction	204	2 609	11 332	12	5	2	2	1	2	—	—	—	—
2111	Oil & gas extraction	204	2 609	11 332	12	5	2	2	1	2	—	—	—	—
21111	Oil & gas extraction	204	2 609	11 332	12	5	2	2	1	2	—	—	—	—
212	Mining (except oil & gas)	309	3 786	17 271	4	—	—	1	—	2	1	—	—	—
2123	Nonmetallic mineral mining & quarrying	309	3 786	17 271	4	—	—	1	—	2	1	—	—	—
21239	Other nonmetallic mineral mining & quarrying	309	3 786	17 271	4	—	—	1	—	2	1	—	—	—
213	Mining support activities	645	4 373	21 332	69	34	12	18	3	1	1	—	—	—
2131	Mining support activities	645	4 373	21 332	69	34	12	18	3	1	1	—	—	—
21311	Mining support activities	645	4 373	21 332	69	34	12	18	3	1	1	—	—	—
213112	Oil & gas operations support activities	592	3 837	18 119	61	30	10	16	3	1	1	—	—	—
<b>22</b>	<b>Utilities</b>	<b>154</b>	<b>2 269</b>	<b>10 115</b>	<b>6</b>	<b>2</b>	—	<b>3</b>	—	—	<b>1</b>	—	—	—
221	Utilities	154	2 269	10 115	6	2	—	3	—	—	1	—	—	—
2211	Elec pwr generation, transmns & distribution	(C)	(D)	(D)	4	1	—	2	—	—	1	—	—	—
22111	Electric power generation	(C)	(D)	(D)	3	1	—	1	—	—	1	—	—	—
<b>23</b>	<b>Construction</b>	<b>425</b>	<b>2 139</b>	<b>10 088</b>	<b>99</b>	<b>69</b>	<b>17</b>	<b>10</b>	<b>3</b>	—	—	—	—	—
235	Special trade contractors	264	1 548	7 112	59	44	6	6	3	—	—	—	—	—
<b>31-33</b>	<b>Manufacturing</b>	<b>220</b>	<b>928</b>	<b>4 296</b>	<b>23</b>	<b>9</b>	<b>6</b>	<b>5</b>	<b>3</b>	—	—	—	—	—
<b>42</b>	<b>Wholesale trade</b>	<b>322</b>	<b>2 708</b>	<b>12 220</b>	<b>54</b>	<b>25</b>	<b>15</b>	<b>14</b>	—	—	—	—	—	—
421	Wholesale trade, durable goods	207	1 789	7 841	32	13	9	10	—	—	—	—	—	—
4218	Machinery, equipment & supplies whsle	142	1 436	6 546	21	8	6	7	—	—	—	—	—	—
42183	Industrial machinery & equipment whsle	124	1 237	5 831	17	5	6	6	—	—	—	—	—	—
421830	Industrial machinery & equipment whsle	124	1 237	5 831	17	5	6	6	—	—	—	—	—	—
422	Wholesale trade, nondurable goods	115	919	4 379	22	12	6	4	—	—	—	—	—	—
<b>44-45</b>	<b>Retail trade</b>	<b>1 354</b>	<b>5 301</b>	<b>23 175</b>	<b>114</b>	<b>46</b>	<b>30</b>	<b>31</b>	<b>3</b>	<b>2</b>	<b>1</b>	<b>1</b>	—	—
441	Motor vehicle & parts dealers	246	1 253	5 892	23	5	4	11	3	—	—	—	—	—
4413	Automotive parts, accessories & tire stores	107	484	2 401	10	2	2	5	1	—	—	—	—	—
444	Bldg material & garden equip & supp dealers	102	605	2 155	15	4	7	4	—	—	—	—	—	—
445	Food & beverage stores	197	850	3 813	8	4	1	1	—	1	1	—	—	—
4451	Grocery stores	(C)	(D)	(D)	4	1	1	—	—	1	1	—	—	—
44511	Grocery (except convenience) stores	(C)	(D)	(D)	3	—	1	—	—	1	1	—	—	—
447	Gasoline stations	135	320	1 272	14	3	3	8	—	—	—	—	—	—
4471	Gasoline stations	135	320	1 272	14	3	3	8	—	—	—	—	—	—
44711	Gasoline stations with convenience stores	135	320	1 272	14	3	3	8	—	—	—	—	—	—
447110	Gasoline stations with convenience stores	135	320	1 272	14	3	3	8	—	—	—	—	—	—
452	General merchandise stores	(E)	(D)	(D)	3	—	1	—	—	1	—	1	—	—
4521	Department stores	(E)	(D)	(D)	2	—	—	—	—	1	—	1	—	—
45211	Department stores	(E)	(D)	(D)	2	—	—	—	—	1	—	1	—	—

See footnotes at end of table.

**Table 6. Counties—Employees, Payroll, and Establishments by Industry: 2001—Con.**

[Excludes most government employees, railroad employees, and self-employed persons. Size class 1 to 4 includes establishments with payroll, but no employees, during mid-March pay period. (D) denotes figures withheld to avoid disclosing data for individual companies; the data are included in broader industry totals. Detailed industries with 100 or more employees are shown if industry was not a (D). For explanation of terms, abbreviations, and data reliability/comparability, see introductory text]

NAICS code	Industry	Number of employees for week including March 12	Payroll (\$1,000)		Total number of establishments	Number of establishments by employment-size class								
			First quarter	Annual		1 to 4	5 to 9	10 to 19	20 to 49	50 to 99	100 to 249	250 to 499	500 to 999	1,000 or more
<b>UINTAH—Con.</b>														
<b>48-49</b>	<b>Transportation &amp; warehousing</b> .....	<b>391</b>	<b>3 090</b>	<b>14 719</b>	<b>51</b>	<b>28</b>	<b>15</b>	<b>3</b>	<b>3</b>	<b>2</b>	—	—	—	—
484	Truck transportation .....	(E)	(D)	(D)	40	21	11	3	3	2	—	—	—	—
4841	General freight trucking .....	(C)	(D)	(D)	17	12	3	1	—	1	—	—	—	—
4842	Specialized freight trucking .....	249	1 947	9 219	23	9	8	2	3	1	—	—	—	—
48422	Specialized freight (exc used) trucking, local ..	169	1 508	6 950	16	6	7	1	1	1	—	—	—	—
484220	Specialized freight (exc used) trucking, local ..	169	1 508	6 950	16	6	7	1	1	1	—	—	—	—
<b>51</b>	<b>Information</b> .....	<b>73</b>	<b>243</b>	<b>1 021</b>	<b>13</b>	<b>7</b>	<b>2</b>	<b>4</b>	—	—	—	—	—	—
<b>52</b>	<b>Finance &amp; insurance</b> .....	<b>136</b>	<b>765</b>	<b>3 134</b>	<b>30</b>	<b>22</b>	<b>4</b>	<b>3</b>	<b>1</b>	—	—	—	—	—
<b>53</b>	<b>Real estate &amp; rental &amp; leasing</b> .....	<b>232</b>	<b>1 345</b>	<b>6 013</b>	<b>27</b>	<b>16</b>	<b>6</b>	<b>2</b>	<b>2</b>	<b>1</b>	—	—	—	—
532	Rental & leasing services .....	141	1 070	4 604	10	2	4	2	2	—	—	—	—	—
5324	Commercial, industrial equip rental & leasing ...	(C)	(D)	(D)	7	1	3	1	2	—	—	—	—	—
53241	Const, trans, mining equip rental & leasing ...	112	944	4 074	5	1	1	1	2	—	—	—	—	—
532412	Const, mining, forestry equip rental & leasing .....	112	944	4 074	5	1	1	1	2	—	—	—	—	—
<b>54</b>	<b>Professional, scientific &amp; technical services</b> .....	<b>381</b>	<b>1 789</b>	<b>8 887</b>	<b>63</b>	<b>46</b>	<b>8</b>	<b>7</b>	<b>1</b>	—	<b>1</b>	—	—	—
541	Professional, scientific & technical services .....	381	1 789	8 887	63	46	8	7	1	—	1	—	—	—
5412	Accounting, tax prep, bookkeep, payroll services .....	182	805	3 907	16	12	1	2	—	—	1	—	—	—
54121	Accounting, tax prep, bookkeep, payroll services .....	182	805	3 907	16	12	1	2	—	—	1	—	—	—
5413	Architectural, engineering & related services ...	114	669	3 253	12	5	3	3	1	—	—	—	—	—
<b>55</b>	<b>Management of companies &amp; enterprises</b> ..	<b>(A)</b>	<b>(D)</b>	<b>(D)</b>	<b>2</b>	<b>1</b>	—	<b>1</b>	—	—	—	—	—	—
<b>56</b>	<b>Admin, support, waste mgt, remediation services</b> .....	<b>350</b>	<b>2 271</b>	<b>10 624</b>	<b>21</b>	<b>9</b>	<b>5</b>	<b>4</b>	<b>1</b>	<b>1</b>	<b>1</b>	—	—	—
561	Administrative & support services .....	157	561	2 568	14	6	4	2	1	1	—	—	—	—
562	Waste management & remediation services .....	193	1 710	8 056	7	3	1	2	—	—	1	—	—	—
5622	Waste treatment & disposal .....	(C)	(D)	(D)	1	—	—	—	—	—	1	—	—	—
56221	Waste treatment & disposal .....	(C)	(D)	(D)	1	—	—	—	—	—	1	—	—	—
<b>61</b>	<b>Educational services</b> .....	<b>58</b>	<b>106</b>	<b>863</b>	<b>9</b>	<b>6</b>	<b>1</b>	<b>1</b>	<b>1</b>	—	—	—	—	—
<b>62</b>	<b>Health care and social assistance</b> .....	<b>529</b>	<b>2 710</b>	<b>10 878</b>	<b>53</b>	<b>30</b>	<b>13</b>	<b>6</b>	<b>2</b>	<b>1</b>	<b>1</b>	—	—	—
621	Ambulatory health care services .....	268	1 249	5 401	42	25	10	4	2	1	—	—	—	—
622	Hospitals .....	(C)	(D)	(D)	1	—	—	—	—	—	1	—	—	—
6221	General medical & surgical hospitals .....	(C)	(D)	(D)	1	—	—	—	—	—	1	—	—	—
62211	General medical & surgical hospitals .....	(C)	(D)	(D)	1	—	—	—	—	—	1	—	—	—
<b>71</b>	<b>Arts, entertainment &amp; recreation</b> .....	<b>(B)</b>	<b>(D)</b>	<b>(D)</b>	<b>15</b>	<b>12</b>	<b>3</b>	—	—	—	—	—	—	—
<b>72</b>	<b>Accommodation &amp; food services</b> .....	<b>731</b>	<b>1 162</b>	<b>5 900</b>	<b>54</b>	<b>20</b>	<b>8</b>	<b>9</b>	<b>16</b>	<b>1</b>	—	—	—	—
721	Accommodation .....	161	285	1 398	12	3	3	2	4	—	—	—	—	—
7211	Traveler accommodation .....	(C)	(D)	(D)	11	2	3	2	4	—	—	—	—	—
72111	Hotels (exc casino hotels) & motels .....	158	282	1 369	10	1	3	2	4	—	—	—	—	—
721110	Hotels (exc casino hotels) & motels .....	158	282	1 369	10	1	3	2	4	—	—	—	—	—
722	Food services & drinking places .....	570	877	4 502	42	17	5	7	12	1	—	—	—	—
7221	Full-service restaurants .....	(C)	(D)	(D)	16	9	2	1	4	—	—	—	—	—
72211	Full-service restaurants .....	(C)	(D)	(D)	16	9	2	1	4	—	—	—	—	—
7222	Limited-service eating places .....	433	653	3 433	25	7	3	6	8	1	—	—	—	—
72221	Limited-service eating places .....	433	653	3 433	25	7	3	6	8	1	—	—	—	—
722211	Limited-service restaurants .....	419	635	3 324	20	3	2	6	8	1	—	—	—	—
<b>81</b>	<b>Other services (except public administration)</b> .....	<b>244</b>	<b>1 023</b>	<b>4 716</b>	<b>55</b>	<b>35</b>	<b>15</b>	<b>3</b>	<b>2</b>	—	—	—	—	—
811	Repair & maintenance .....	158	861	3 988	35	23	8	3	1	—	—	—	—	—
<b>95</b>	<b>Auxiliaries (exc corporate, subsidiary &amp; regional mgt)</b> .....	<b>(A)</b>	<b>(D)</b>	<b>(D)</b>	<b>2</b>	<b>2</b>	—	—	—	—	—	—	—	—
<b>99</b>	<b>Unclassified establishments</b> .....	<b>19</b>	<b>27</b>	<b>196</b>	<b>11</b>	<b>10</b>	—	<b>1</b>	—	—	—	—	—	—
<b>UTAH</b>														
	<b>Total</b> .....	<b>141 351</b>	<b>860 623</b>	<b>3 566 459</b>	<b>7 640</b>	<b>4 254</b>	<b>1 389</b>	<b>1 024</b>	<b>580</b>	<b>219</b>	<b>115</b>	<b>37</b>	<b>10</b>	<b>12</b>
<b>11</b>	<b>Forestry, fishing, hunting, and agriculture support</b> .....	<b>(B)</b>	<b>(D)</b>	<b>(D)</b>	<b>8</b>	<b>6</b>	<b>1</b>	<b>1</b>	—	—	—	—	—	—
<b>21</b>	<b>Mining</b> .....	<b>(B)</b>	<b>(D)</b>	<b>(D)</b>	<b>11</b>	<b>7</b>	<b>2</b>	<b>1</b>	<b>1</b>	—	—	—	—	—
<b>22</b>	<b>Utilities</b> .....	<b>187</b>	<b>2 435</b>	<b>11 220</b>	<b>15</b>	<b>8</b>	<b>2</b>	<b>3</b>	<b>1</b>	<b>1</b>	—	—	—	—
221	Utilities .....	187	2 435	11 220	15	8	2	3	1	1	—	—	—	—
2211	Elec pwr generation, transmsn & distribution ...	(C)	(D)	(D)	7	2	1	2	1	1	—	—	—	—
22112	Electric pwr transmsn, control & distribution ...	(C)	(D)	(D)	4	2	—	1	—	1	—	—	—	—

See footnotes at end of table.



**Table 6. Counties—Employees, Payroll, and Establishments by Industry: 2001—Con.**

[Excludes most government employees, railroad employees, and self-employed persons. Size class 1 to 4 includes establishments with payroll, but no employees, during mid-March pay period. (D) denotes figures withheld to avoid disclosing data for individual companies; the data are included in broader industry totals. Detailed industries with 100 or more employees are shown if industry was not a (D). For explanation of terms, abbreviations, and data reliability/comparability, see introductory text]

NAICS code	Industry	Number of employees for week including March 12	Payroll (\$1,000)		Total number of establishments	Number of establishments by employment-size class								
			First quarter	Annual		1 to 4	5 to 9	10 to 19	20 to 49	50 to 99	100 to 249	250 to 499	500 to 999	1,000 or more
<b>UTAH—Con.</b>														
<b>23</b>	<b>Construction</b>	<b>7 508</b>	<b>47 823</b>	<b>233 141</b>	<b>1 266</b>	<b>863</b>	<b>213</b>	<b>119</b>	<b>50</b>	<b>15</b>	<b>6</b>	—	—	—
233	Building, developing & general contracting	1 573	9 781	47 099	387	287	60	30	7	3	—	—	—	—
2332	Residential building construction	906	4 610	22 398	279	222	36	16	4	1	—	—	—	—
23321	Single-family housing construction	801	3 933	19 244	262	211	33	15	2	1	—	—	—	—
233210	Single-family housing construction	801	3 933	19 244	262	211	33	15	2	1	—	—	—	—
23322	Multifamily housing construction	105	677	3 154	17	11	3	1	2	—	—	—	—	—
233220	Multifamily housing construction	105	677	3 154	17	11	3	1	2	—	—	—	—	—
2333	Nonresidential building construction	570	4 543	20 980	71	35	19	12	3	2	—	—	—	—
23332	Commercial & institutional bldg construction	535	4 340	19 929	60	28	15	12	3	2	—	—	—	—
233320	Commercial & institutional bldg construction	535	4 340	19 929	60	28	15	12	3	2	—	—	—	—
234	Heavy construction	1 009	8 915	46 921	48	19	13	4	7	3	2	—	—	—
2341	Highway, street, bridge & tunnel construction	447	4 576	26 076	14	3	5	—	3	2	1	—	—	—
23411	Highway & street construction	(E)	(D)	(D)	12	3	5	—	2	1	1	—	—	—
2349	Other heavy construction	562	4 339	20 845	34	16	8	4	4	1	1	—	—	—
23491	Water, sewer & pipeline construction	224	1 647	8 708	14	3	5	2	3	1	—	—	—	—
234910	Water, sewer & pipeline construction	224	1 647	8 708	14	3	5	2	3	1	—	—	—	—
23492	Pwr, communication transmsn line construction	286	2 381	10 663	9	4	2	2	—	—	1	—	—	—
234920	Pwr, communication transmsn line construction	286	2 381	10 663	9	4	2	2	—	—	1	—	—	—
235	Special trade contractors	4 926	29 127	139 121	831	557	140	85	36	9	4	—	—	—
2351	Plumbing, heating & AC contractor	870	6 666	28 124	146	89	30	17	9	1	—	—	—	—
23511	Plumbing, heating & AC contractor	870	6 666	28 124	146	89	30	17	9	1	—	—	—	—
235110	Plumbing, heating & AC contractor	870	6 666	28 124	146	89	30	17	9	1	—	—	—	—
2352	Painting & wall covering contractors	254	1 096	5 918	59	44	9	3	2	1	—	—	—	—
23521	Painting & wall covering contractors	254	1 096	5 918	59	44	9	3	2	1	—	—	—	—
235210	Painting & wall covering contractors	254	1 096	5 918	59	44	9	3	2	1	—	—	—	—
2353	Electrical contractors	464	2 869	12 616	89	63	13	9	3	1	—	—	—	—
23531	Electrical contractors	464	2 869	12 616	89	63	13	9	3	1	—	—	—	—
235310	Electrical contractors	464	2 869	12 616	89	63	13	9	3	1	—	—	—	—
2354	Masonry, drywall, insulation, tile contractors	1 207	7 024	33 039	156	93	33	19	8	1	2	—	—	—
23541	Masonry & stone contractors	298	1 703	7 523	62	39	13	6	4	—	—	—	—	—
235410	Masonry & stone contractors	298	1 703	7 523	62	39	13	6	4	—	—	—	—	—
23542	Drywall, acoustical & insulation contractors	852	5 064	24 509	75	40	16	12	4	1	2	—	—	—
235420	Drywall, acoustical & insulation contractors	852	5 064	24 509	75	40	16	12	4	1	2	—	—	—
2355	Carpentry & floor contractors	(F)	(D)	(D)	103	73	15	10	4	1	—	—	—	—
23551	Carpentry contractors	452	2 145	10 164	84	58	13	9	3	1	—	—	—	—
235510	Carpentry contractors	452	2 145	10 164	84	58	13	9	3	1	—	—	—	—
2356	Roofing, siding, & sheet metal contractors	274	1 613	7 352	63	45	10	6	1	1	—	—	—	—
23561	Roofing, siding, & sheet metal contractors	274	1 613	7 352	63	45	10	6	1	1	—	—	—	—
235610	Roofing, siding, & sheet metal contractors	274	1 613	7 352	63	45	10	6	1	1	—	—	—	—
2357	Concrete contractors	430	2 154	13 271	81	55	11	9	6	—	—	—	—	—
23571	Concrete contractors	430	2 154	13 271	81	55	11	9	6	—	—	—	—	—
235710	Concrete contractors	430	2 154	13 271	81	55	11	9	6	—	—	—	—	—
2359	Other special trade contractors	894	5 100	27 033	131	92	19	12	3	3	2	—	—	—
23591	Structural steel erection contractors	186	1 294	5 722	9	3	1	2	1	2	—	—	—	—
235910	Structural steel erection contractors	186	1 294	5 722	9	3	1	2	1	2	—	—	—	—
23593	Excavation contractors	471	2 801	15 596	57	43	5	5	1	1	2	—	—	—
235930	Excavation contractors	471	2 801	15 596	57	43	5	5	1	1	2	—	—	—
23599	All other special trade contractors	211	908	5 293	53	36	11	5	1	—	—	—	—	—
235990	All other special trade contractors	211	908	5 293	53	36	11	5	1	—	—	—	—	—
<b>31-33</b>	<b>Manufacturing</b>	<b>16 260</b>	<b>132 052</b>	<b>520 586</b>	<b>447</b>	<b>186</b>	<b>76</b>	<b>61</b>	<b>52</b>	<b>39</b>	<b>23</b>	<b>6</b>	<b>2</b>	<b>2</b>
311	Food mfg	3 442	28 264	108 336	42	15	8	7	3	4	1	2	1	1
3111	Animal food mfg	(C)	(D)	(D)	3	—	1	1	—	—	1	—	—	—
31111	Animal food mfg	(C)	(D)	(D)	3	—	1	1	—	—	1	—	—	—
3113	Sugar & confectionery product mfg	(E)	(D)	(D)	5	2	1	—	—	1	—	1	—	—
31134	Nonchocolate confectionery mfg	(E)	(D)	(D)	3	2	—	—	—	—	—	—	—	—
3114	Fruit & veg preserving & specialty food mfg	(G)	(D)	(D)	4	—	1	—	—	1	—	1	—	1
31141	Frozen food mfg	(G)	(D)	(D)	3	—	1	—	—	1	—	—	—	1
31142	Fruit & veg canning, pickling & drying	(E)	(D)	(D)	1	—	—	—	—	—	—	1	—	—
3115	Dairy product mfg	(F)	(D)	(D)	1	—	—	—	—	—	—	—	1	—
31151	Dairy product (exc frozen) mfg	(F)	(D)	(D)	1	—	—	—	—	—	—	—	1	—
3118	Bakeries & tortilla mfg	169	796	3 288	20	8	5	5	2	—	—	—	—	—
31181	Bread & bakery product mfg	(C)	(D)	(D)	16	5	4	5	2	—	—	—	—	—
314	Textile product mills	129	857	3 769	8	3	3	—	1	1	—	—	—	—
315	Apparel manufacturing	160	499	2 045	18	9	2	4	3	—	—	—	—	—
3152	Cut & sew apparel mfg	(C)	(D)	(D)	15	8	1	3	3	—	—	—	—	—
321	Wood product mfg	173	984	4 877	15	9	2	1	2	1	—	—	—	—
3212	Veneer, plywood & engineered wood product mfg	112	714	3 650	3	—	1	—	1	1	—	—	—	—
32121	Veneer, plywood & engineered wood product mfg	112	714	3 650	3	—	1	—	1	1	—	—	—	—
321214	Truss mfg	112	714	3 650	3	—	1	—	1	1	—	—	—	—
322	Paper mfg	(E)	(D)	(D)	3	—	1	1	—	—	1	—	—	—
3222	Converted paper product mfg	(E)	(D)	(D)	3	—	1	1	—	—	1	—	—	—
32221	Paperboard container mfg	(C)	(D)	(D)	1	—	—	—	—	—	1	—	—	—
323	Printing & related support activities	1 180	9 121	37 688	40	17	7	5	4	4	2	1	—	—
3231	Printing & related support activities	1 180	9 121	37 688	40	17	7	5	4	4	2	1	—	—
32311	Printing	(G)	(D)	(D)	38	15	7	5	4	4	2	1	—	—
323110	Commercial lithographic printing	620	5 421	22 684	20	7	4	4	2	2	—	1	—	—
323113	Commercial screen printing	167	967	3 701	6	3	1	—	1	—	1	—	—	—

See footnotes at end of table.

**Table 6. Counties—Employees, Payroll, and Establishments by Industry: 2001—Con.**

[Excludes most government employees, railroad employees, and self-employed persons. Size class 1 to 4 includes establishments with payroll, but no employees, during mid-March pay period. (D) denotes figures withheld to avoid disclosing data for individual companies; the data are included in broader industry totals. Detailed industries with 100 or more employees are shown if industry was not a (D). For explanation of terms, abbreviations, and data reliability/comparability, see introductory text]

NAICS code	Industry	Number of employees for week including March 12	Payroll (\$1,000)		Total number of establishments	Number of establishments by employment-size class								
			First quarter	Annual		1 to 4	5 to 9	10 to 19	20 to 49	50 to 99	100 to 249	250 to 499	500 to 999	1,000 or more
<b>UTAH—Con.</b>														
<b>31-33 Manufacturing—Con.</b>														
325	Chemical mfg .....	682	6 022	22 259	16	6	2	3	—	1	4	—	—	—
3254	Pharmaceutical & medicine mfg .....	527	4 103	15 123	7	2	—	1	—	1	3	—	—	—
32541	Pharmaceutical & medicine mfg .....	527	4 103	15 123	7	2	—	1	—	1	3	—	—	—
3259	Other chemical product & preparation mfg .....	(C)	(D)	(D)	3	1	1	—	—	—	1	—	—	—
32592	Explosives mfg .....	(C)	(D)	(D)	1	—	—	—	—	—	1	—	—	—
326	Plastics & rubber products mfg .....	552	3 346	13 927	23	9	5	2	5	—	2	—	—	—
3261	Plastics product mfg .....	(F)	(D)	(D)	22	8	5	2	5	—	2	—	—	—
32611	Unsupported plastics film, sheet, & bag mfg ..	(C)	(D)	(D)	3	1	1	—	—	—	1	—	—	—
32619	Other plastics product mfg .....	283	1 566	7 096	14	5	3	1	4	—	1	—	—	—
327	Nonmetallic mineral product mfg .....	651	4 521	23 310	26	9	5	3	5	3	1	—	—	—
3273	Cement & concrete product mfg .....	313	1 914	11 188	16	5	3	3	3	2	—	—	—	—
32732	Ready-mix concrete mfg .....	185	1 061	7 362	10	5	1	2	—	2	—	—	—	—
327320	Ready-mix concrete mfg .....	185	1 061	7 362	10	5	1	2	—	2	—	—	—	—
3279	Other nonmetallic mineral product mfg .....	(C)	(D)	(D)	3	2	—	—	—	—	1	—	—	—
32799	All other nonmetallic mineral product mfg .....	(C)	(D)	(D)	3	2	—	—	—	—	1	—	—	—
331	Primary metal mfg .....	2 636	27 335	98 298	17	1	3	2	3	5	1	1	—	1
3311	Iron & steel mills & ferroalloy mfg .....	(G)	(D)	(D)	4	1	1	—	—	1	—	—	—	1
33111	Iron & steel mills & ferroalloy mfg .....	(G)	(D)	(D)	4	1	1	—	—	1	—	—	—	1
3313	Alumina & aluminum production & processing ..	(C)	(D)	(D)	1	—	—	—	—	—	1	—	—	—
33131	Alumina & aluminum production & processing .....	(C)	(D)	(D)	1	—	—	—	—	—	1	—	—	—
3315	Foundries .....	(F)	(D)	(D)	11	—	2	2	3	3	—	1	—	—
33151	Ferrous metal foundries .....	(F)	(D)	(D)	7	—	1	1	2	2	—	1	—	—
33152	Nonferrous metal foundries .....	106	415	1 902	4	—	1	1	1	1	—	—	—	—
331525	Copper foundries (except die-casting) .....	106	415	1 902	4	—	1	1	1	1	—	—	—	—
332	Fabricated metal product mfg .....	2 248	17 881	73 069	66	26	10	8	10	6	4	2	—	—
3323	Architectural & structural metals mfg .....	594	5 011	21 398	17	3	4	1	5	2	2	—	—	—
33231	Plate work & fabricated structural prod mfg ...	232	2 114	8 206	8	2	1	—	3	2	—	—	—	—
33232	Ornamental & architectural metal prod mfg ...	362	2 897	13 192	9	1	3	1	2	—	2	—	—	—
3325	Hardware mfg .....	282	2 095	7 196	3	—	—	—	—	2	1	—	—	—
33251	Hardware mfg .....	282	2 095	7 196	3	—	—	—	—	2	1	—	—	—
332510	Hardware mfg .....	282	2 095	7 196	3	—	—	—	—	2	1	—	—	—
3328	Coating, engrave, heat treating & oth activity ...	151	984	4 446	8	3	—	2	2	1	—	—	—	—
33281	Coating, engrave, heat treating & oth activity ...	151	984	4 446	8	3	—	2	2	1	—	—	—	—
332812	Metal coating, engraving & allied services ..	135	928	4 213	4	—	—	1	2	1	—	—	—	—
3329	Other fabricated metal product mfg .....	1 006	8 723	34 975	15	6	2	3	1	—	1	2	—	—
33291	Metal valve mfg .....	(E)	(D)	(D)	2	—	1	—	—	—	—	1	—	—
33299	All other fabricated metal product mfg .....	(F)	(D)	(D)	13	6	1	3	1	—	1	1	—	—
333	Machinery mfg .....	516	3 784	14 891	24	10	4	4	2	3	1	—	—	—
3331	Ag, construction & mining machinery mfg .....	(C)	(D)	(D)	4	2	—	—	—	1	1	—	—	—
33313	Mining & oil & gas field machinery mfg .....	(C)	(D)	(D)	1	—	—	—	—	—	1	—	—	—
3339	Other general purpose machinery mfg .....	(C)	(D)	(D)	10	3	4	1	1	1	—	—	—	—
33399	All other general purpose machinery mfg .....	(C)	(D)	(D)	7	2	3	—	1	1	—	—	—	—
334	Computer & electronic product mfg .....	1 684	15 879	62 943	22	4	1	4	4	6	2	—	1	—
3342	Communications equipment mfg .....	(C)	(D)	(D)	4	1	—	1	1	—	1	—	—	—
33421	Telephone apparatus mfg .....	(C)	(D)	(D)	3	1	—	—	1	—	1	—	—	—
3344	Semiconductor & oth electronic component mfg .....	(F)	(D)	(D)	5	1	—	2	—	1	—	—	1	—
33441	Semiconductor & oth electronic component mfg .....	(F)	(D)	(D)	5	1	—	2	—	1	—	—	1	—
3345	Nav, measuring, medical, control instruments mfg .....	434	3 773	16 840	7	1	1	—	1	3	1	—	—	—
33451	Nav, measuring, medical, control instruments mfg .....	434	3 773	16 840	7	1	1	—	1	3	1	—	—	—
336	Transportation equipment mfg .....	348	2 315	8 981	15	6	3	4	—	1	1	—	—	—
3362	Motor vehicle body & trailer mfg .....	(C)	(D)	(D)	4	2	—	1	—	1	—	—	—	—
33621	Motor vehicle body & trailer mfg .....	(C)	(D)	(D)	4	2	—	1	—	1	—	—	—	—
3363	Motor vehicle parts mfg .....	(C)	(D)	(D)	3	1	—	1	—	—	1	—	—	—
33634	Motor vehicle brake system mfg .....	(C)	(D)	(D)	1	—	—	—	—	—	1	—	—	—
337	Furniture & related product mfg .....	1 046	6 531	26 149	50	26	10	4	5	2	3	—	—	—
3371	HH & institutional furniture & kitchen cabinet mfg .....	706	4 341	17 485	41	23	10	2	3	1	2	—	—	—
33711	Wood kitchen cabinet & countertop mfg .....	150	940	3 630	21	11	7	2	—	1	—	—	—	—
337110	Wood kitchen cabinet & countertop mfg .....	150	940	3 630	21	11	7	2	—	1	—	—	—	—
33712	Household & institutional furniture mfg .....	556	3 401	13 855	20	12	3	—	3	—	2	—	—	—
3372	Office furniture (including fixtures) mfg .....	(E)	(D)	(D)	5	1	—	1	1	1	1	—	—	—
33721	Office furniture (including fixtures) mfg .....	(E)	(D)	(D)	5	1	—	1	1	1	1	—	—	—
339	Miscellaneous mfg .....	495	2 521	10 840	53	33	7	6	5	2	—	—	—	—
3399	Other miscellaneous mfg .....	398	2 005	7 849	31	18	2	5	4	2	—	—	—	—
33992	Sporting & athletic goods mfg .....	(C)	(D)	(D)	4	2	—	—	—	2	—	—	—	—
33999	All other misc mfg .....	117	462	1 768	10	4	1	2	3	—	—	—	—	—

See footnotes at end of table.

**Table 6. Counties—Employees, Payroll, and Establishments by Industry: 2001—Con.**

[Excludes most government employees, railroad employees, and self-employed persons. Size class 1 to 4 includes establishments with payroll, but no employees, during mid-March pay period. (D) denotes figures withheld to avoid disclosing data for individual companies; the data are included in broader industry totals. Detailed industries with 100 or more employees are shown if industry was not a (D). For explanation of terms, abbreviations, and data reliability/comparability, see introductory text]

NAICS code	Industry	Number of employees for week including March 12	Payroll (\$1,000)		Total number of establishments	Number of establishments by employment-size class									
			First quarter	Annual		1 to 4	5 to 9	10 to 19	20 to 49	50 to 99	100 to 249	250 to 499	500 to 999	1,000 or more	
<b>UTAH—Con.</b>															
<b>42</b>	<b>Wholesale trade</b>	<b>5 671</b>	<b>49 573</b>	<b>219 605</b>	<b>350</b>	<b>189</b>	<b>65</b>	<b>40</b>	<b>36</b>	<b>11</b>	<b>5</b>	<b>3</b>	<b>1</b>	<b>-</b>	
421	Wholesale trade, durable goods	2 978	24 906	109 718	219	120	42	25	22	6	2	2	-	-	
4213	Lumber & other construction materials whse	135	794	3 830	23	16	3	2	-	-	-	-	-	-	
4214	Professional & commercial equip & supp whse	901	9 417	46 521	39	24	4	3	4	3	-	1	-	-	
42143	Computer & peripheral equip & software whse	786	8 431	42 628	23	14	-	2	4	2	-	1	-	-	
421430	Computer & peripheral equip & software whse	786	8 431	42 628	23	14	-	2	4	2	-	1	-	-	
4215	Metal & mineral (except petroleum) whse	186	2 378	8 220	13	4	1	4	4	-	-	-	-	-	
42151	Metal service centers & offices whse	(C)	(D)	(D)	3	1	4	4	-	-	-	-	-	-	
4216	Electrical goods whse	181	2 153	7 529	19	8	4	4	3	-	-	-	-	-	
42169	Other electronic parts & equipment whse	118	1 654	5 445	12	6	2	2	2	-	-	-	-	-	
421690	Other electronic parts & equipment whse	118	1 654	5 445	12	6	2	2	2	-	-	-	-	-	
4217	Hardware, plumb & heating equip & sup whse	108	834	3 210	15	5	7	2	1	-	-	-	-	-	
4218	Machinery, equipment & supplies whse	647	5 171	22 372	40	23	7	4	2	2	2	-	-	-	
42182	Farm & garden machinery & equipment whse	195	1 215	6 149	10	6	1	1	1	-	1	-	-	-	
421820	Farm & garden machinery & equipment whse	195	1 215	6 149	10	6	1	1	1	-	1	-	-	-	
42186	Transportation equip, supplies (exc MV) whse	307	2 425	10 414	4	1	-	-	-	2	1	-	-	-	
421860	Transportation equip, supplies (exc MV) whse	307	2 425	10 414	4	1	-	-	-	2	1	-	-	-	
4219	Miscellaneous durable goods whse	709	3 540	15 175	45	23	13	2	5	1	-	1	-	-	
42191	Sporting & recreational goods & supply whse	200	1 124	5 049	9	1	3	1	3	1	-	-	-	-	
421910	Sporting & recreational goods & supply whse	200	1 124	5 049	9	1	3	1	3	1	-	-	-	-	
42192	Toy & hobby goods & supplies whse	(E)	(D)	(D)	2	-	1	-	-	-	-	1	-	-	
422	Wholesale trade, nondurable goods	2 693	24 667	109 887	131	69	23	15	14	5	3	1	1	-	
4222	Drugs & druggists' sundries whse	1 292	16 738	77 893	23	14	4	1	-	1	1	1	1	-	
42221	Drugs & druggists' sundries whse	1 292	16 738	77 893	23	14	4	1	-	1	1	1	1	-	
422210	Drugs & druggists' sundries whse	1 292	16 738	77 893	23	14	4	1	-	1	1	1	1	-	
4224	Grocery & related product whse	391	2 371	9 600	29	13	5	5	5	-	1	-	-	-	
42249	Other grocery & related products whse	215	1 370	5 575	13	7	2	2	1	-	1	-	-	-	
422490	Other grocery & related products whse	215	1 370	5 575	13	7	2	2	1	-	1	-	-	-	
4226	Chemical & allied products whse	104	1 175	4 655	14	9	-	3	2	-	-	-	-	-	
4227	Petroleum & petroleum products whse	346	1 304	5 609	7	1	1	-	1	4	-	-	-	-	
42271	Petroleum bulk stations & terminals	229	1 040	4 459	4	-	1	-	1	2	-	-	-	-	
422710	Petroleum bulk stations & terminals	229	1 040	4 459	4	-	1	-	1	2	-	-	-	-	
42272	Petroleum prod whse (exc bulk sta, terminals)	117	264	1 150	3	1	-	-	-	2	-	-	-	-	
422720	Petroleum prod whse (exc bulk sta, terminals)	117	264	1 150	3	1	-	-	-	2	-	-	-	-	
4229	Miscellaneous nondurable goods whse	431	2 169	8 319	36	21	5	4	5	-	1	-	-	-	
42299	Other miscellaneous nondurable goods whse	254	490	2 050	19	13	3	1	1	-	1	-	-	-	
422990	Other miscellaneous nondurable goods whse	254	490	2 050	19	13	3	1	1	-	1	-	-	-	
<b>44-45</b>	<b>Retail trade</b>	<b>18 656</b>	<b>89 383</b>	<b>360 533</b>	<b>1 099</b>	<b>420</b>	<b>279</b>	<b>216</b>	<b>103</b>	<b>43</b>	<b>33</b>	<b>5</b>	<b>-</b>	<b>-</b>	
441	Motor vehicle & parts dealers	2 005	13 649	61 022	133	44	31	31	19	6	2	-	-	-	
4411	Automobile dealers	1 202	8 979	41 961	67	28	10	10	12	6	1	-	-	-	
44111	New car dealers	993	7 891	36 478	29	7	1	3	11	6	1	-	-	-	
441110	New car dealers	993	7 891	36 478	29	7	1	3	11	6	1	-	-	-	
44112	Used car dealers	209	1 088	5 483	38	21	9	7	1	-	-	-	-	-	
441120	Used car dealers	209	1 088	5 483	38	21	9	7	1	-	-	-	-	-	
4412	Other motor vehicle dealers	106	669	3 163	11	3	3	3	2	-	-	-	-	-	
4413	Automotive parts, accessories & tire stores	697	4 001	15 898	55	13	18	18	5	-	1	-	-	-	
44131	Automotive parts, accessories & tire stores	460	2 898	11 175	39	10	17	10	1	-	1	-	-	-	
441310	Automotive parts, accessories & tire stores	460	2 898	11 175	39	10	17	10	1	-	1	-	-	-	
44132	Tire dealers	237	1 103	4 723	16	3	1	8	4	-	-	-	-	-	
441320	Tire dealers	237	1 103	4 723	16	3	1	8	4	-	-	-	-	-	
442	Furniture & home furnishing stores	682	3 675	14 701	65	33	17	6	6	2	1	-	-	-	
4421	Furniture stores	410	2 474	9 714	26	12	7	3	1	2	1	-	-	-	
44211	Furniture stores	410	2 474	9 714	26	12	7	3	1	2	1	-	-	-	
442110	Furniture stores	410	2 474	9 714	26	12	7	3	1	2	1	-	-	-	
4422	Home furnishings stores	272	1 201	4 987	39	21	10	3	5	-	-	-	-	-	
44229	Other home furnishings stores	190	732	2 960	21	10	4	3	4	-	-	-	-	-	
443	Electronics & appliance stores	655	6 430	22 494	56	26	16	8	4	1	1	-	-	-	
4431	Electronics & appliance stores	655	6 430	22 494	56	26	16	8	4	1	1	-	-	-	
44311	Appliance, TV & all other electronics stores	(C)	(D)	(D)	29	14	11	2	1	1	-	-	-	-	
443112	Radio, television & other electronics stores	173	695	3 068	20	8	10	-	1	1	-	-	-	-	
44312	Computer & software stores	395	5 377	17 814	22	12	2	4	3	-	1	-	-	-	
443120	Computer & software stores	395	5 377	17 814	22	12	2	4	3	-	1	-	-	-	
444	Bldg material & garden equip & supp dealers	1 504	10 162	41 853	99	34	29	17	12	4	3	-	-	-	
4441	Building material & supplies dealers	1 266	9 129	36 643	79	29	20	13	11	3	3	-	-	-	
44411	Home centers	320	1 684	7 250	5	1	-	1	1	-	2	-	-	-	
444110	Home centers	320	1 684	7 250	5	1	-	1	1	-	2	-	-	-	
44419	Other building material dealers	846	6 981	27 413	60	25	12	9	10	3	1	-	-	-	
444190	Other building material dealers	846	6 981	27 413	60	25	12	9	10	3	1	-	-	-	
4442	Lawn & garden equip & supplies stores	238	1 033	5 210	20	5	9	4	1	1	-	-	-	-	
44422	Nursery & garden centers	(C)	(D)	(D)	18	5	8	3	1	1	-	-	-	-	

See footnotes at end of table.

**Table 6. Counties—Employees, Payroll, and Establishments by Industry: 2001—Con.**

[Excludes most government employees, railroad employees, and self-employed persons. Size class 1 to 4 includes establishments with payroll, but no employees, during mid-March pay period. (D) denotes figures withheld to avoid disclosing data for individual companies; the data are included in broader industry totals. Detailed industries with 100 or more employees are shown if industry was not a (D). For explanation of terms, abbreviations, and data reliability/comparability, see introductory text]

NAICS code	Industry	Number of employees for week including March 12	Payroll (\$1,000)		Total number of establishments	Number of establishments by employment-size class								
			First quarter	Annual		1 to 4	5 to 9	10 to 19	20 to 49	50 to 99	100 to 249	250 to 499	500 to 999	1,000 or more
<b>UTAH—Con.</b>														
<b>44-45 Retail trade—Con.</b>														
445	Food & beverage stores .....	3 675	13 511	53 360	81	23	14	13	3	14	13	1	—	—
4451	Grocery stores .....	3 494	13 010	50 935	51	6	9	6	2	14	13	1	—	—
44511	Grocery (except convenience) stores .....	3 420	12 882	50 374	41	4	5	2	2	14	13	1	—	—
445110	Grocery (except convenience) stores .....	3 420	12 882	50 374	41	4	5	2	2	14	13	1	—	—
4452	Specialty food stores .....	159	443	2 111	24	13	4	6	1	—	—	—	—	—
44529	Other specialty food stores .....	142	386	1 804	21	12	3	5	1	—	—	—	—	—
446	Health & personal care stores .....	742	3 300	15 270	93	45	22	17	8	1	—	—	—	—
4461	Health & personal care stores .....	742	3 300	15 270	93	45	22	17	8	1	—	—	—	—
44611	Pharmacies & drug stores .....	308	1 170	6 042	21	4	3	9	5	—	—	—	—	—
446110	Pharmacies & drug stores .....	308	1 170	6 042	21	4	3	9	5	—	—	—	—	—
44612	Cosmetics, beauty supplies & perfume stores .....	149	964	4 175	17	7	7	2	—	1	—	—	—	—
446120	Cosmetics, beauty supplies & perfume stores .....	149	964	4 175	17	7	7	2	—	1	—	—	—	—
44619	Other health & personal care stores .....	194	738	3 345	36	22	7	4	3	—	—	—	—	—
446191	Food (health) supplement stores .....	161	529	2 480	24	13	5	3	3	—	—	—	—	—
447	Gasoline stations .....	1 154	3 070	12 875	102	22	22	46	12	—	—	—	—	—
4471	Gasoline stations .....	1 154	3 070	12 875	102	22	22	46	12	—	—	—	—	—
44711	Gasoline stations with convenience stores .....	873	2 193	9 327	81	17	19	38	7	—	—	—	—	—
447110	Gasoline stations with convenience stores .....	873	2 193	9 327	81	17	19	38	7	—	—	—	—	—
44719	Other gasoline stations .....	281	877	3 548	21	5	3	8	5	—	—	—	—	—
447190	Other gasoline stations .....	281	877	3 548	21	5	3	8	5	—	—	—	—	—
448	Clothing & clothing accessories stores .....	1 584	4 535	18 158	161	52	57	37	10	4	1	—	—	—
4481	Clothing stores .....	1 248	3 179	12 695	103	25	36	28	9	4	1	—	—	—
44811	Men's clothing stores .....	146	468	2 047	13	3	2	6	2	—	—	—	—	—
448110	Men's clothing stores .....	146	468	2 047	13	3	2	6	2	—	—	—	—	—
44812	Women's clothing stores .....	273	685	2 735	32	10	10	11	1	—	—	—	—	—
448120	Women's clothing stores .....	273	685	2 735	32	10	10	11	1	—	—	—	—	—
44814	Family clothing stores .....	643	1 555	5 976	30	4	9	8	4	4	1	—	—	—
448140	Family clothing stores .....	643	1 555	5 976	30	4	9	8	4	4	1	—	—	—
4482	Shoe stores .....	169	449	1 911	32	16	12	4	—	—	—	—	—	—
44821	Shoe stores .....	169	449	1 911	32	16	12	4	—	—	—	—	—	—
448210	Shoe stores .....	169	449	1 911	32	16	12	4	—	—	—	—	—	—
4483	Jewelry, luggage & leather goods stores .....	167	907	3 552	26	11	9	5	1	—	—	—	—	—
44831	Jewelry stores .....	167	907	3 552	26	11	9	5	1	—	—	—	—	—
448310	Jewelry stores .....	167	907	3 552	26	11	9	5	1	—	—	—	—	—
451	Sporting goods, hobby, book & music stores .....	1 085	3 126	13 025	99	41	28	12	15	3	—	—	—	—
4511	Sporting goods, hobby, musical instrument stores .....	777	2 247	9 378	71	28	21	8	12	2	—	—	—	—
45111	Sporting goods stores .....	282	731	3 446	36	21	8	2	4	1	—	—	—	—
451110	Sporting goods stores .....	282	731	3 446	36	21	8	2	4	1	—	—	—	—
45112	Hobby, toy & game stores .....	270	771	3 057	16	6	5	—	4	1	—	—	—	—
451120	Hobby, toy & game stores .....	270	771	3 057	16	6	5	—	4	1	—	—	—	—
45113	Sewing, needlework & piece goods stores .....	136	372	1 411	12	—	4	6	2	—	—	—	—	—
451130	Sewing, needlework & piece goods stores .....	136	372	1 411	12	—	4	6	2	—	—	—	—	—
4512	Book, periodical & music stores .....	308	879	3 647	28	13	7	4	3	1	—	—	—	—
45121	Book stores & news dealers .....	209	643	2 548	18	9	2	4	3	—	—	—	—	—
451211	Book stores .....	209	643	2 548	18	9	2	4	3	—	—	—	—	—
452	General merchandise stores .....	3 556	13 303	58 782	30	4	1	4	2	6	10	3	—	—
4521	Department stores .....	2 603	8 887	40 486	15	—	—	—	—	6	6	3	—	—
45211	Department stores .....	2 603	8 887	40 486	15	—	—	—	—	6	6	3	—	—
452110	Department stores .....	2 603	8 887	40 486	15	—	—	—	—	6	6	3	—	—
4529	Other general merchandise stores .....	953	4 416	18 296	15	4	1	4	2	—	4	—	—	—
45291	Warehouse clubs & superstores .....	827	4 168	17 197	4	—	—	—	—	—	4	—	—	—
452910	Warehouse clubs & superstores .....	827	4 168	17 197	4	—	—	—	—	—	4	—	—	—
45299	All other general merchandise stores .....	126	248	1 099	11	4	1	4	2	—	—	—	—	—
452990	All other general merchandise stores .....	126	248	1 099	11	4	1	4	2	—	—	—	—	—
453	Miscellaneous store retailers .....	745	2 154	9 620	114	59	33	14	8	—	—	—	—	—
4531	Florists .....	129	237	910	26	12	11	3	—	—	—	—	—	—
45311	Florists .....	129	237	910	26	12	11	3	—	—	—	—	—	—
453110	Florists .....	129	237	910	26	12	11	3	—	—	—	—	—	—
4532	Office supplies, stationery & gift stores .....	363	1 082	4 595	47	23	12	7	5	—	—	—	—	—
45321	Office supplies & stationery stores .....	169	688	2 942	13	4	3	2	4	—	—	—	—	—
453210	Office supplies & stationery stores .....	169	688	2 942	13	4	3	2	4	—	—	—	—	—
45322	Gift, novelty & souvenir stores .....	194	394	1 653	34	19	9	5	1	—	—	—	—	—
453220	Gift, novelty & souvenir stores .....	194	394	1 653	34	19	9	5	1	—	—	—	—	—
4539	Other miscellaneous store retailers .....	193	637	3 475	35	21	9	3	2	—	—	—	—	—
454	Nonstore retailers .....	1 269	12 468	39 373	66	37	9	11	4	2	2	1	—	—
4541	Electronic shopping & mail-order houses .....	742	8 972	24 830	27	16	3	2	3	1	1	1	—	—
45411	Electronic shopping & mail-order houses .....	742	8 972	24 830	27	16	3	2	3	1	1	1	—	—
454110	Electronic shopping & mail-order houses .....	742	8 972	24 830	27	16	3	2	3	1	1	1	—	—
4543	Direct selling establishments .....	(F)	(D)	(D)	36	19	6	8	1	1	1	—	—	—
45439	Other direct selling establishments .....	498	3 311	13 799	34	18	5	8	1	1	1	—	—	—
454390	Other direct selling establishments .....	498	3 311	13 799	34	18	5	8	1	1	1	—	—	—

See footnotes at end of table.

**Table 6. Counties—Employees, Payroll, and Establishments by Industry: 2001—Con.**

[Excludes most government employees, railroad employees, and self-employed persons. Size class 1 to 4 includes establishments with payroll, but no employees, during mid-March pay period. (D) denotes figures withheld to avoid disclosing data for individual companies; the data are included in broader industry totals. Detailed industries with 100 or more employees are shown if industry was not a (D). For explanation of terms, abbreviations, and data reliability/comparability, see introductory text]

NAICS code	Industry	Number of employees for week including March 12	Payroll (\$1,000)		Total number of establishments	Number of establishments by employment-size class								
			First quarter	Annual		1 to 4	5 to 9	10 to 19	20 to 49	50 to 99	100 to 249	250 to 499	500 to 999	1,000 or more
<b>UTAH—Con.</b>														
<b>48-49</b>	<b>Transportation &amp; warehousing</b>	<b>956</b>	<b>5 398</b>	<b>24 147</b>	<b>124</b>	<b>86</b>	<b>14</b>	<b>12</b>	<b>7</b>	<b>5</b>	—	—	—	—
484	Truck transportation	578	3 581	16 106	91	67	9	7	6	2	—	—	—	—
4841	General freight trucking	364	2 208	9 491	55	39	7	5	2	2	—	—	—	—
48412	General freight trucking, long-distance	282	1 702	7 347	40	28	5	4	1	2	—	—	—	—
484121	General freight trucking, long-distance, TL	257	1 474	6 392	37	27	4	3	1	2	—	—	—	—
4842	Specialized freight trucking	214	1 373	6 615	36	28	2	2	4	—	—	—	—	—
48422	Specialized freight (exc used) trucking, local	129	976	4 833	25	21	1	1	2	—	—	—	—	—
484220	Specialized freight (exc used) trucking, local	129	976	4 833	25	21	1	1	2	—	—	—	—	—
492	Couriers & messengers	(C)	(D)	(D)	4	1	—	1	—	2	—	—	—	—
4921	Couriers	(C)	(D)	(D)	4	1	—	1	—	2	—	—	—	—
49211	Couriers	(C)	(D)	(D)	4	1	—	1	—	2	—	—	—	—
<b>51</b>	<b>Information</b>	<b>4 613</b>	<b>51 555</b>	<b>176 103</b>	<b>209</b>	<b>121</b>	<b>25</b>	<b>30</b>	<b>10</b>	<b>11</b>	<b>7</b>	<b>5</b>	—	—
511	Publishing industries	2 326	32 433	113 757	64	27	9	10	7	4	4	3	—	—
5111	Newspaper, periodical, book, database publishers	452	4 998	20 625	28	14	4	8	—	1	1	—	—	—
51111	Newspaper publishers	(C)	(D)	(D)	4	2	—	1	—	—	1	—	—	—
5112	Software publishers	1 874	27 435	93 132	36	13	5	2	7	3	3	3	—	—
51121	Software publishers	1 874	27 435	93 132	36	13	5	2	7	3	3	3	—	—
511210	Software publishers	1 874	27 435	93 132	36	13	5	2	7	3	3	3	—	—
512	Motion picture & sound recording industries	296	1 071	4 454	38	27	4	3	2	2	—	—	—	—
5121	Motion picture & video industries	281	968	4 005	34	25	2	3	2	2	—	—	—	—
51213	Motion picture & video exhibition	222	359	1 523	8	2	1	1	2	2	—	—	—	—
513	Broadcasting & telecommunications	504	5 687	21 805	55	35	9	7	—	3	1	—	—	—
5132	Cable networks & program distribution	(C)	(D)	(D)	4	2	1	—	—	—	1	—	—	—
51322	Cable & other program distribution	(C)	(D)	(D)	4	2	1	—	—	—	1	—	—	—
5133	Telecommunications	347	4 391	17 000	47	31	6	7	—	3	—	—	—	—
51331	Wired telecommunications carriers	269	3 353	12 533	27	17	4	3	—	3	—	—	—	—
513310	Wired telecommunications carriers	269	3 353	12 533	27	17	4	3	—	3	—	—	—	—
514	Information & data processing services	1 487	12 364	36 087	52	32	3	10	1	2	2	2	—	—
5141	Information services	1 233	11 666	32 390	35	20	2	8	—	2	1	2	—	—
51419	Other information services	(G)	(D)	(D)	34	20	2	7	—	2	1	2	—	—
5142	Data processing services	254	698	3 697	17	12	1	2	1	—	1	—	—	—
51421	Data processing services	254	698	3 697	17	12	1	2	1	—	1	—	—	—
514210	Data processing services	254	698	3 697	17	12	1	2	1	—	1	—	—	—
<b>52</b>	<b>Finance &amp; insurance</b>	<b>3 045</b>	<b>27 164</b>	<b>102 362</b>	<b>489</b>	<b>286</b>	<b>103</b>	<b>73</b>	<b>24</b>	<b>2</b>	<b>1</b>	—	—	—
522	Credit intermediation & related activities	2 083	14 962	65 930	239	103	60	56	17	2	1	—	—	—
5221	Depository credit intermediation	1 609	11 007	47 358	124	19	44	44	14	2	1	—	—	—
52211	Commercial banking	1 125	8 156	35 118	88	13	31	32	10	2	—	—	—	—
522110	Commercial banking	1 125	8 156	35 118	88	13	31	32	10	2	—	—	—	—
52213	Credit unions	(E)	(D)	(D)	30	5	10	10	4	—	1	—	—	—
5222	Nondepository credit intermediation	258	2 459	11 599	68	48	13	7	—	—	—	—	—	—
52229	Other nondepository credit intermediation	242	2 376	11 275	60	40	13	7	—	—	—	—	—	—
522292	Real estate credit	176	1 996	9 516	42	28	8	6	—	—	—	—	—	—
5223	Activities related to credit intermediation	216	1 496	6 973	47	36	3	5	3	—	—	—	—	—
52231	Mortgage & nonmortgage brokers	154	925	5 018	35	26	3	4	2	—	—	—	—	—
522310	Mortgage & nonmortgage brokers	154	925	5 018	35	26	3	4	2	—	—	—	—	—
523	Security, commodity contracts & like activity	322	7 889	18 985	80	60	9	7	4	—	—	—	—	—
5231	Scrtcy & comdty contracts intermed & brokerage	126	3 857	9 978	23	17	2	2	2	—	—	—	—	—
52312	Securities brokerage	119	3 785	9 680	19	13	2	2	2	—	—	—	—	—
523120	Securities brokerage	119	3 785	9 680	19	13	2	2	2	—	—	—	—	—
5239	Other financial investment activities	196	4 032	9 007	57	43	7	5	2	—	—	—	—	—
524	Insurance carriers & related activities	(F)	(D)	(D)	167	120	34	10	3	—	—	—	—	—
5241	Insurance carriers	(C)	(D)	(D)	19	10	7	1	1	—	—	—	—	—
5242	Agencies & other insurance related activities	537	3 385	14 109	148	110	27	9	2	—	—	—	—	—
52421	Insurance agencies & brokerages	492	3 098	12 509	138	101	27	9	1	—	—	—	—	—
524210	Insurance agencies & brokerages	492	3 098	12 509	138	101	27	9	1	—	—	—	—	—
<b>53</b>	<b>Real estate &amp; rental &amp; leasing</b>	<b>1 636</b>	<b>8 500</b>	<b>37 457</b>	<b>361</b>	<b>276</b>	<b>37</b>	<b>35</b>	<b>10</b>	<b>2</b>	<b>1</b>	—	—	—
531	Real estate	1 214	6 637	29 495	286	234	24	17	8	2	1	—	—	—
5311	Lessors of real estate	548	1 758	7 626	86	63	11	6	5	—	1	—	—	—
53111	Lessors of residential buildings & dwellings	428	1 313	5 788	50	34	7	4	4	—	1	—	—	—
531110	Lessors of residential buildings & dwellings	428	1 313	5 788	50	34	7	4	4	—	1	—	—	—
5312	Offices of real estate agents & brokers	288	1 292	6 186	117	104	7	4	1	1	—	—	—	—
53121	Offices of real estate agents & brokers	288	1 292	6 186	117	104	7	4	1	1	—	—	—	—
531210	Offices of real estate agents & brokers	288	1 292	6 186	117	104	7	4	1	1	—	—	—	—
5313	Activities related to real estate	378	3 587	15 683	83	67	6	7	2	1	—	—	—	—
53131	Real estate property managers	213	1 081	6 499	39	28	4	5	2	—	—	—	—	—
531311	Residential property managers	191	983	5 768	28	19	2	5	2	—	—	—	—	—
53139	Other activities related to real estate	106	2 243	7 969	18	16	—	1	—	1	—	—	—	—
531390	Other activities related to real estate	106	2 243	7 969	18	16	—	1	—	1	—	—	—	—
532	Rental & leasing services	(E)	(D)	(D)	74	42	12	18	2	—	—	—	—	—
5322	Consumer goods rental	234	696	2 933	36	17	6	13	—	—	—	—	—	—
53223	Video tape & disc rental	173	372	1 684	22	8	3	11	—	—	—	—	—	—
532230	Video tape & disc rental	173	372	1 684	22	8	3	11	—	—	—	—	—	—

See footnotes at end of table.

**Table 6. Counties—Employees, Payroll, and Establishments by Industry: 2001—Con.**

[Excludes most government employees, railroad employees, and self-employed persons. Size class 1 to 4 includes establishments with payroll, but no employees, during mid-March pay period. (D) denotes figures withheld to avoid disclosing data for individual companies; the data are included in broader industry totals. Detailed industries with 100 or more employees are shown if industry was not a (D). For explanation of terms, abbreviations, and data reliability/comparability, see introductory text]

NAICS code	Industry	Number of employees for week including March 12	Payroll (\$1,000)		Total number of establishments	Number of establishments by employment-size class									
			First quarter	Annual		1 to 4	5 to 9	10 to 19	20 to 49	50 to 99	100 to 249	250 to 499	500 to 999	1,000 or more	
<b>UTAH—Con.</b>															
<b>54</b>	<b>Professional, scientific &amp; technical services</b>	<b>11 618</b>	<b>78 898</b>	<b>323 727</b>	<b>852</b>	<b>587</b>	<b>124</b>	<b>74</b>	<b>37</b>	<b>14</b>	<b>10</b>	<b>3</b>	<b>1</b>	<b>2</b>	
541	Professional, scientific & technical services	11 618	78 898	323 727	852	587	124	74	37	14	10	3	1	2	
5411	Legal services	421	3 033	15 178	103	68	22	12	1	—	—	—	—	—	
54111	Offices of lawyers	338	2 419	12 351	92	62	21	8	1	—	—	—	—	—	
541110	Offices of lawyers	338	2 419	12 351	92	62	21	8	1	—	—	—	—	—	
5412	Accounting, tax prep, bookkeep, payroll services	1 673	5 240	23 968	115	75	20	12	4	1	1	1	1	—	
54121	Accounting, tax prep, bookkeep, payroll services	1 673	5 240	23 968	115	75	20	12	4	1	1	1	1	—	
541211	Offices of certified public accountants	474	2 400	12 142	49	34	7	4	2	1	1	—	—	—	
541214	Payroll services	976	2 160	9 264	13	6	2	1	2	—	—	1	1	—	
541219	Other accounting services	126	413	1 938	34	24	7	3	—	—	—	—	—	—	
5413	Architectural, engineering & related services	773	6 353	30 472	91	51	25	5	6	3	1	—	—	—	
54133	Engineering services	515	4 637	21 959	50	28	13	1	5	2	1	—	—	—	
541330	Engineering services	515	4 637	21 959	50	28	13	1	5	2	1	—	—	—	
5414	Specialized design services	304	1 671	7 418	49	38	2	7	1	—	1	—	—	—	
54143	Graphic design services	126	849	4 244	28	21	1	5	1	—	—	—	—	—	
541430	Graphic design services	126	849	4 244	28	21	1	5	1	—	—	—	—	—	
54149	Other specialized design services	(C)	(D)	(D)	3	2	—	—	—	—	1	—	—	—	
5415	Computer systems design & related services	3 276	33 544	133 969	189	137	19	12	9	7	3	1	—	1	
54151	Computer systems design & related services	3 276	33 544	133 969	189	137	19	12	9	7	3	1	—	1	
541511	Custom computer programming services	2 353	20 774	81 360	99	65	13	10	4	4	2	—	—	1	
541512	Computer systems design services	734	11 387	46 485	55	41	5	1	4	2	1	1	—	—	
5416	Management, sci & tech consulting services	3 250	21 498	80 008	151	124	12	4	7	2	1	—	—	1	
54161	Management consulting services	3 120	20 636	75 857	112	90	9	4	5	2	1	—	—	1	
541611	Admin & gen management consulting services	232	3 155	13 715	41	36	1	—	2	2	—	—	—	—	
541613	Marketing consulting services	2 777	16 476	57 275	44	33	5	2	2	—	1	—	—	1	
5417	Scientific R&D services	169	1 072	4 336	20	11	3	4	2	—	—	—	—	—	
54171	R&D in physical, engineering & life sciences	169	1 072	4 299	17	8	3	4	2	—	—	—	—	—	
541710	R&D in physical, engineering & life sciences	169	1 072	4 299	17	8	3	4	2	—	—	—	—	—	
5418	Advertising & related services	347	2 423	10 158	39	20	7	8	3	1	—	—	—	—	
54181	Advertising agencies	122	783	3 246	14	6	3	4	1	—	—	—	—	—	
541810	Advertising agencies	122	783	3 246	14	6	3	4	1	—	—	—	—	—	
5419	Oth professional, scientific, technical services	1 405	4 064	18 220	95	63	14	10	4	—	3	1	—	—	
54191	Marketing research & public opinion polling	1 054	2 584	11 173	9	1	2	1	1	—	3	1	—	—	
541910	Marketing research & public opinion polling	1 054	2 584	11 173	9	1	2	1	1	—	3	1	—	—	
54192	Photographic services	103	256	1 230	24	16	5	2	1	—	—	—	—	—	
54194	Veterinary services	150	596	2 722	21	9	7	4	1	—	—	—	—	—	
541940	Veterinary services	150	596	2 722	21	9	7	4	1	—	—	—	—	—	
<b>55</b>	<b>Management of companies &amp; enterprises</b>	<b>3 514</b>	<b>57 883</b>	<b>247 212</b>	<b>27</b>	<b>9</b>	<b>7</b>	<b>3</b>	<b>3</b>	<b>2</b>	<b>1</b>	<b>—</b>	<b>1</b>	<b>1</b>	
551	Management of companies & enterprises	3 514	57 883	247 212	27	9	7	3	3	2	1	—	1	1	
5511	Management of companies & enterprises	3 514	57 883	247 212	27	9	7	3	3	2	1	—	1	1	
55111	Management of companies & enterprises	3 514	57 883	247 212	27	9	7	3	3	2	1	—	1	1	
551114	Corp, subsidiary & regional managing offices	3 344	56 437	240 386	18	5	4	2	3	2	—	—	1	1	
<b>56</b>	<b>Admin, support, waste mgt, remediation services</b>	<b>21 953</b>	<b>103 038</b>	<b>421 563</b>	<b>401</b>	<b>242</b>	<b>62</b>	<b>30</b>	<b>30</b>	<b>10</b>	<b>13</b>	<b>4</b>	<b>5</b>	<b>5</b>	
561	Administrative & support services	21 867	102 366	418 544	392	237	60	29	29	10	13	4	5	5	
5611	Office administrative services	2 029	11 207	44 807	54	41	6	—	2	—	3	—	2	—	
56111	Office administrative services	2 029	11 207	44 807	54	41	6	—	2	—	3	—	2	—	
561110	Office administrative services	2 029	11 207	44 807	54	41	6	—	2	—	3	—	2	—	
5613	Employment services	14 907	71 401	282 129	43	11	3	2	3	9	6	2	3	4	
56131	Employment placement agencies	(F)	(D)	(D)	9	6	1	—	—	1	—	—	1	—	
56132	Temporary help services	(G)	(D)	(D)	22	3	1	1	2	7	5	2	1	—	
56133	Employee leasing services	11 561	56 375	209 556	12	2	1	1	1	1	1	—	1	4	
561330	Employee leasing services	11 561	56 375	209 556	12	2	1	1	1	1	1	—	1	4	
5614	Business support services	3 038	11 342	46 094	54	29	6	8	7	—	2	1	—	1	
56142	Telephone call centers	2 680	9 580	39 202	11	6	—	—	—	—	2	1	—	1	
56143	Business service centers	191	822	3 020	18	6	3	5	4	—	—	—	—	—	
561439	Oth business service centers (incl copy shops)	138	682	2 290	10	3	1	2	4	—	—	—	—	—	
5615	Travel arrangement & reservation services	(C)	(D)	(D)	20	10	7	3	—	—	—	—	—	—	
5617	Services to buildings & dwellings	1 076	3 186	19 830	171	121	30	10	7	1	2	—	—	—	
56172	Janitorial services	581	1 523	6 519	57	36	12	4	3	1	1	—	—	—	
561720	Janitorial services	581	1 523	6 519	57	36	12	4	3	1	1	—	—	—	
56173	Landscaping services	413	1 461	11 896	88	66	13	4	4	—	1	—	—	—	
561730	Landscaping services	413	1 461	11 896	88	66	13	4	4	—	1	—	—	—	
5619	Other support services	575	3 653	15 057	30	13	6	2	8	—	—	1	—	—	
56199	All other support services	475	3 154	13 136	19	8	4	—	6	—	—	1	—	—	
561990	All other support services	475	3 154	13 136	19	8	4	—	6	—	—	1	—	—	
<b>61</b>	<b>Educational services</b>	<b>18 449</b>	<b>85 330</b>	<b>350 115</b>	<b>93</b>	<b>43</b>	<b>14</b>	<b>18</b>	<b>12</b>	<b>4</b>	<b>—</b>	<b>1</b>	<b>—</b>	<b>1</b>	
611	Educational services	18 449	85 330	350 115	93	43	14	18	12	4	—	1	—	1	
6111	Elementary & secondary schools	745	4 759	20 069	15	2	5	1	4	2	—	1	—	—	
61111	Elementary & secondary schools	745	4 759	20 069	15	2	5	1	4	2	—	1	—	—	
611110	Elementary & secondary schools	745	4 759	20 069	15	2	5	1	4	2	—	1	—	—	
6113	Colleges, universities & professional schools	(J)	(D)	(D)	2	—	—	1	—	—	—	—	—	1	
61131	Colleges, universities & professional schools	(J)	(D)	(D)	2	—	—	1	—	—	—	—	—	1	
6114	Business schools & computer & mgt training	(C)	(D)	(D)	14	7	3	2	1	1	—	—	—	—	
61142	Computer training	118	1 493	6 668	6	2	2	1	—	1	—	—	—	—	
611420	Computer training	118	1 493	6 668	6	2	2	1	—	1	—	—	—	—	

See footnotes at end of table.

**Table 6. Counties—Employees, Payroll, and Establishments by Industry: 2001—Con.**

[Excludes most government employees, railroad employees, and self-employed persons. Size class 1 to 4 includes establishments with payroll, but no employees, during mid-March pay period. (D) denotes figures withheld to avoid disclosing data for individual companies; the data are included in broader industry totals. Detailed industries with 100 or more employees are shown if industry was not a (D). For explanation of terms, abbreviations, and data reliability/comparability, see introductory text]

NAICS code	Industry	Number of employees for week including March 12	Payroll (\$1,000)		Total number of establishments	Number of establishments by employment-size class									
			First quarter	Annual		1 to 4	5 to 9	10 to 19	20 to 49	50 to 99	100 to 249	250 to 499	500 to 999	1,000 or more	
<b>UTAH—Con.</b>															
<b>61</b>	<b>Educational services—Con.</b>														
611	Educational services—Con.				6	1	—	3	2	—	—	—	—	—	
6115	Technical & trade schools	(C)	(D)	(D)	6	1	—	3	2	—	—	—	—	—	
61151	Technical & trade schools	(C)	(D)	(D)	6	1	—	3	2	—	—	—	—	—	
6116	Other schools & instruction	(E)	(D)	(D)	43	27	3	8	5	—	—	—	—	—	
61169	All other schools & instruction	(C)	(D)	(D)	14	7	—	5	2	—	—	—	—	—	
<b>62</b>	<b>Health care and social assistance</b>	<b>13 034</b>	<b>80 686</b>	<b>367 333</b>	<b>735</b>	<b>360</b>	<b>169</b>	<b>119</b>	<b>46</b>	<b>26</b>	<b>7</b>	<b>7</b>	—	<b>1</b>	
621	Ambulatory health care services	4 261	30 014	154 819	578	305	143	92	25	12	1	—	—	—	
6211	Offices of physicians	2 053	16 837	92 405	223	117	45	39	13	8	1	—	—	—	
62111	Offices of physicians	2 053	16 837	92 405	223	117	45	39	13	8	1	—	—	—	
621111	Offices of physicians (exc mental health)	2 010	16 639	91 222	213	110	43	39	12	8	1	—	—	—	
6212	Offices of dentists	1 216	7 229	32 962	194	79	74	35	6	—	—	—	—	—	
62121	Offices of dentists	1 216	7 229	32 962	194	79	74	35	6	—	—	—	—	—	
621210	Offices of dentists	1 216	7 229	32 962	194	79	74	35	6	—	—	—	—	—	
6213	Offices of other health practitioners	624	2 954	14 008	120	86	19	11	1	3	—	—	—	—	
62131	Offices of chiropractors	111	322	1 507	42	33	7	2	—	—	—	—	—	—	
621310	Offices of chiropractors	111	322	1 507	42	33	7	2	—	—	—	—	—	—	
62134	Offices of PT, OT, speech therapy & audiology	259	1 220	6 016	22	15	—	4	1	2	—	—	—	—	
621340	Offices of PT, OT, speech therapy & audiology	259	1 220	6 016	22	15	—	4	1	2	—	—	—	—	
6214	Outpatient care centers	130	792	3 388	16	10	2	3	—	1	—	—	—	—	
6216	Home health care services	119	375	2 017	8	2	2	1	3	—	—	—	—	—	
62161	Home health care services	119	375	2 017	8	2	2	1	3	—	—	—	—	—	
621610	Home health care services	119	375	2 017	8	2	2	1	3	—	—	—	—	—	
622	Hospitals	4 635	36 078	152 227	6	—	—	—	—	—	—	1	4	—	
6221	General medical & surgical hospitals	(H)	(D)	(D)	5	—	—	—	—	—	—	1	3	—	
62211	General medical & surgical hospitals	(H)	(D)	(D)	5	—	—	—	—	—	—	1	3	—	
6222	Psychiatric & substance abuse hospitals	(E)	(D)	(D)	1	—	—	—	—	—	—	—	1	—	
62221	Psychiatric & substance abuse hospitals	(E)	(D)	(D)	1	—	—	—	—	—	—	—	1	—	
623	Nursing & residential care facilities	3 004	11 204	44 925	65	13	16	11	8	10	4	3	—	—	
6231	Nursing care facilities	771	3 188	12 087	19	6	—	1	4	6	2	—	—	—	
62311	Nursing care facilities	771	3 188	12 087	19	6	—	1	4	6	2	—	—	—	
623110	Nursing care facilities	771	3 188	12 087	19	6	—	1	4	6	2	—	—	—	
6232	Residential mental retardation, health facility	(G)	(D)	(D)	24	3	11	2	1	4	1	2	—	—	
62321	Residential mental retardation facilities	970	2 728	11 401	21	1	11	2	1	4	1	1	—	—	
623210	Residential mental retardation facilities	970	2 728	11 401	21	1	11	2	1	4	1	1	—	—	
62322	Residential mental health, subst abuse facility	(E)	(D)	(D)	3	2	—	—	—	—	—	1	—	—	
6233	Community care facilities for the elderly	459	1 225	5 176	17	4	2	7	3	—	1	—	—	—	
62331	Community care facilities for the elderly	459	1 225	5 176	17	4	2	7	3	—	1	—	—	—	
623312	Homes for the elderly	421	1 155	4 813	14	3	2	6	2	—	1	—	—	—	
6239	Other residential care facilities	(E)	(D)	(D)	5	—	3	1	—	—	—	1	—	—	
62399	Other residential care facilities	(E)	(D)	(D)	5	—	3	1	—	—	—	1	—	—	
624	Social assistance	1 134	3 390	15 362	86	42	10	16	13	4	1	—	—	—	
6241	Individual & family services	472	1 606	6 504	30	18	1	3	5	2	1	—	—	—	
62411	Child & youth services	241	869	3 488	10	6	—	1	1	1	1	—	—	—	
624110	Child & youth services	241	869	3 488	10	6	—	1	1	1	1	—	—	—	
62419	Other individual & family services	160	665	2 685	15	8	1	2	4	—	—	—	—	—	
624190	Other individual & family services	160	665	2 685	15	8	1	2	4	—	—	—	—	—	
6242	Community, emergency & other relief services	133	534	3 171	12	7	2	1	1	1	—	—	—	—	
6244	Child day care services	479	1 022	4 368	40	16	6	11	6	1	—	—	—	—	
62441	Child day care services	479	1 022	4 368	40	16	6	11	6	1	—	—	—	—	
624410	Child day care services	479	1 022	4 368	40	16	6	11	6	1	—	—	—	—	
<b>71</b>	<b>Arts, entertainment &amp; recreation</b>	<b>1 105</b>	<b>2 552</b>	<b>12 485</b>	<b>98</b>	<b>53</b>	<b>15</b>	<b>14</b>	<b>11</b>	<b>4</b>	<b>1</b>	—	—	—	
711	Performing arts, spectator sports & related industries	(E)	(D)	(D)	43	31	5	3	3	1	—	—	—	—	
713	Amusement, gambling & recreation industries	(F)	(D)	(D)	52	20	10	10	8	3	1	—	—	—	
7139	Other amusement & recreation industries	788	1 690	8 140	48	18	9	10	7	3	1	—	—	—	
71391	Golf courses & country clubs	141	430	2 589	4	—	2	—	1	1	—	—	—	—	
713910	Golf courses & country clubs	141	430	2 589	4	—	2	—	1	1	—	—	—	—	
71394	Fitness & recreational sports centers	521	996	4 271	26	9	4	4	6	2	1	—	—	—	
713940	Fitness & recreational sports centers	521	996	4 271	26	9	4	4	6	2	1	—	—	—	
<b>72</b>	<b>Accommodation &amp; food services</b>	<b>9 458</b>	<b>21 163</b>	<b>89 247</b>	<b>465</b>	<b>132</b>	<b>54</b>	<b>118</b>	<b>128</b>	<b>26</b>	<b>5</b>	<b>2</b>	—	—	
721	Accommodation	1 295	4 248	17 353	44	17	2	11	10	2	—	2	—	—	
7211	Traveler accommodation	1 225	4 043	14 903	36	12	2	9	9	2	—	2	—	—	
72111	Hotels (exc casino hotels) & motels	1 217	4 035	14 862	32	8	2	9	9	2	—	2	—	—	
721110	Hotels (exc casino hotels) & motels	1 217	4 035	14 862	32	8	2	9	9	2	—	2	—	—	
722	Food services & drinking places	8 163	16 915	71 894	421	115	52	107	118	24	5	—	—	—	
7221	Full-service restaurants	3 266	7 161	29 436	136	49	16	25	27	14	5	—	—	—	
72211	Full-service restaurants	3 266	7 161	29 436	136	49	16	25	27	14	5	—	—	—	
722110	Full-service restaurants	3 266	7 161	29 436	136	49	16	25	27	14	5	—	—	—	
7222	Limited-service eating places	4 683	9 335	40 149	253	49	29	76	89	10	—	—	—	—	
72221	Limited-service eating places	4 683	9 335	40 149	253	49	29	76	89	10	—	—	—	—	
722211	Limited-service restaurants	4 354	8 598	37 267	224	40	25	62	88	9	—	—	—	—	
722213	Snack & nonalcoholic beverage bars	329	737	2 882	29	9	4	14	1	1	—	—	—	—	
7223	Special food services	110	269	1 615	19	9	5	4	1	—	—	—	—	—	
7224	Drinking places (alcoholic beverages)	104	150	694	13	8	2	2	1	—	—	—	—	—	
72241	Drinking places (alcoholic beverages)	104	150	694	13	8	2	2	1	—	—	—	—	—	
722410	Drinking places (alcoholic beverages)	104	150	694	13	8	2	2	1	—	—	—	—	—	

See footnotes at end of table.

**Table 6. Counties—Employees, Payroll, and Establishments by Industry: 2001—Con.**

[Excludes most government employees, railroad employees, and self-employed persons. Size class 1 to 4 includes establishments with payroll, but no employees, during mid-March pay period. (D) denotes figures withheld to avoid disclosing data for individual companies; the data are included in broader industry totals. Detailed industries with 100 or more employees are shown if industry was not a (D). For explanation of terms, abbreviations, and data reliability/comparability, see introductory text]

NAICS code	Industry	Number of employees for week including March 12	Payroll (\$1,000)		Total number of establishments	Number of establishments by employment-size class								
			First quarter	Annual		1 to 4	5 to 9	10 to 19	20 to 49	50 to 99	100 to 249	250 to 499	500 to 999	1,000 or more
<b>UTAH—Con.</b>														
<b>81</b>	<b>Other services (except public administration)</b>	<b>2 697</b>	<b>11 880</b>	<b>49 920</b>	<b>462</b>	<b>266</b>	<b>121</b>	<b>54</b>	<b>17</b>	<b>4</b>	—	—	—	—
811	Repair & maintenance	1 240	6 386	27 210	242	146	65	22	7	2	—	—	—	—
8111	Automotive repair & maintenance	1 033	5 323	22 819	184	103	56	17	6	2	—	—	—	—
81111	Automotive mechanical & electrical R&M	444	2 492	10 816	110	69	32	8	1	—	—	—	—	—
811111	General automotive repair	357	1 826	8 105	92	60	25	6	1	—	—	—	—	—
81112	Automotive body, paint, interior & glass repair	291	1 966	8 109	41	18	17	2	4	—	—	—	—	—
811121	Automotive body, paint & interior R&M	226	1 628	6 566	31	13	13	2	3	—	—	—	—	—
81119	Other automotive R&M	298	865	3 894	33	16	7	7	1	2	—	—	—	—
811191	Automotive oil change & lubrication shops	112	428	1 862	10	1	3	5	1	—	—	—	—	—
811192	Car washes	154	292	1 425	17	12	2	1	—	2	—	—	—	—
812	Personal & laundry services	1 011	2 867	12 221	154	75	48	25	5	1	—	—	—	—
8121	Personal care services	534	1 371	5 631	90	48	29	10	2	1	—	—	—	—
81211	Hair, nail & skin care services	437	1 202	5 015	69	35	22	9	2	1	—	—	—	—
8123	Drycleaning & laundry services	242	512	2 079	22	4	8	8	2	—	—	—	—	—
81232	Drycleaning & laundry services (exc coin-op)	193	419	1 712	17	3	7	5	2	—	—	—	—	—
812320	Drycleaning & laundry services (exc coin-op)	193	419	1 712	17	3	7	5	2	—	—	—	—	—
8129	Other personal services	161	572	2 779	29	17	6	5	1	—	—	—	—	—
813	Religious, grantmaking, civic, prof & like organizations	446	2 627	10 489	66	45	8	7	5	1	—	—	—	—
8131	Religious organizations	140	1 001	3 499	15	10	3	1	—	1	—	—	—	—
81311	Religious organizations	140	1 001	3 499	15	10	3	1	—	1	—	—	—	—
813110	Religious organizations	140	1 001	3 499	15	10	3	1	—	1	—	—	—	—
8134	Civic & social organizations	132	588	2 602	10	3	2	2	3	—	—	—	—	—
81341	Civic & social organizations	132	588	2 602	10	3	2	2	3	—	—	—	—	—
813410	Civic & social organizations	132	588	2 602	10	3	2	2	3	—	—	—	—	—
8139	Business, labor, political, like organizations	(C)	(D)	(D)	32	25	2	3	2	—	—	—	—	—
<b>95</b>	<b>Auxiliaries (exc corporate, subsidiary &amp; regional mgt)</b>	<b>819</b>	<b>4 306</b>	<b>14 154</b>	<b>14</b>	<b>5</b>	<b>1</b>	<b>3</b>	<b>2</b>	—	<b>2</b>	<b>1</b>	—	—
<b>99</b>	<b>Unclassified establishments</b>	<b>80</b>	<b>249</b>	<b>2 572</b>	<b>114</b>	<b>109</b>	<b>5</b>	—	—	—	—	—	—	—
<b>WASATCH</b>														
	<b>Total</b>	<b>3 356</b>	<b>15 914</b>	<b>70 073</b>	<b>481</b>	<b>316</b>	<b>83</b>	<b>52</b>	<b>19</b>	<b>7</b>	<b>4</b>	—	—	—
<b>11</b>	<b>Forestry, fishing, hunting, and agriculture support</b>	(A)	(D)	(D)	2	2	—	—	—	—	—	—	—	—
<b>22</b>	<b>Utilities</b>	(A)	(D)	(D)	2	1	1	—	—	—	—	—	—	—
<b>23</b>	<b>Construction</b>	<b>407</b>	<b>2 116</b>	<b>10 097</b>	<b>136</b>	<b>108</b>	<b>20</b>	<b>7</b>	<b>1</b>	—	—	—	—	—
233	Building, developing & general contracting	187	1 002	4 067	52	37	10	5	—	—	—	—	—	—
2332	Residential building construction	(C)	(D)	(D)	43	32	8	3	—	—	—	—	—	—
23321	Single-family housing construction	135	687	2 689	42	31	8	3	—	—	—	—	—	—
233210	Single-family housing construction	135	687	2 689	42	31	8	3	—	—	—	—	—	—
235	Special trade contractors	220	1 114	6 030	84	71	10	2	1	—	—	—	—	—
<b>31-33</b>	<b>Manufacturing</b>	<b>228</b>	<b>1 827</b>	<b>8 448</b>	<b>22</b>	<b>11</b>	<b>8</b>	<b>1</b>	<b>1</b>	—	<b>1</b>	—	—	—
311	Food mfg	(C)	(D)	(D)	2	1	—	—	—	—	1	—	—	—
3119	Other food mfg	(C)	(D)	(D)	1	—	—	—	—	—	1	—	—	—
31199	All other food mfg	(C)	(D)	(D)	1	—	—	—	—	—	1	—	—	—
<b>42</b>	<b>Wholesale trade</b>	<b>108</b>	<b>558</b>	<b>2 568</b>	<b>15</b>	<b>9</b>	<b>2</b>	<b>2</b>	<b>2</b>	—	—	—	—	—
<b>44-45</b>	<b>Retail trade</b>	<b>560</b>	<b>2 388</b>	<b>10 111</b>	<b>60</b>	<b>30</b>	<b>14</b>	<b>13</b>	<b>1</b>	<b>1</b>	<b>1</b>	—	—	—
445	Food & beverage stores	(C)	(D)	(D)	3	1	—	—	—	1	1	—	—	—
4451	Grocery stores	(C)	(D)	(D)	2	—	—	—	—	1	1	—	—	—
44511	Grocery (except convenience) stores	(C)	(D)	(D)	2	—	—	—	—	1	1	—	—	—
447	Gasoline stations	116	307	1 384	13	3	5	4	1	—	—	—	—	—
4471	Gasoline stations	116	307	1 384	13	3	5	4	1	—	—	—	—	—
44711	Gasoline stations with convenience stores	(C)	(D)	(D)	12	2	5	4	1	—	—	—	—	—
<b>48-49</b>	<b>Transportation &amp; warehousing</b>	<b>85</b>	<b>643</b>	<b>3 007</b>	<b>17</b>	<b>12</b>	<b>3</b>	<b>1</b>	<b>1</b>	—	—	—	—	—
<b>51</b>	<b>Information</b>	(B)	(D)	(D)	3	2	—	—	1	—	—	—	—	—
<b>52</b>	<b>Finance &amp; insurance</b>	<b>101</b>	<b>717</b>	<b>2 611</b>	<b>25</b>	<b>18</b>	<b>4</b>	<b>3</b>	—	—	—	—	—	—
<b>53</b>	<b>Real estate &amp; rental &amp; leasing</b>	<b>36</b>	<b>125</b>	<b>546</b>	<b>15</b>	<b>14</b>	—	<b>1</b>	—	—	—	—	—	—
<b>54</b>	<b>Professional, scientific &amp; technical services</b>	<b>181</b>	<b>1 464</b>	<b>6 075</b>	<b>41</b>	<b>31</b>	<b>4</b>	<b>4</b>	<b>2</b>	—	—	—	—	—
541	Professional, scientific & technical services	181	1 464	6 075	41	31	4	4	2	—	—	—	—	—
<b>55</b>	<b>Management of companies &amp; enterprises</b>	(C)	(D)	(D)	2	1	—	—	—	—	1	—	—	—
551	Management of companies & enterprises	(C)	(D)	(D)	2	1	—	—	—	—	1	—	—	—
5511	Management of companies & enterprises	(C)	(D)	(D)	2	1	—	—	—	—	1	—	—	—
55111	Management of companies & enterprises	(C)	(D)	(D)	2	1	—	—	—	—	1	—	—	—
<b>56</b>	<b>Admin, support, waste mgt, remediation services</b>	<b>52</b>	<b>334</b>	<b>1 691</b>	<b>23</b>	<b>18</b>	<b>5</b>	—	—	—	—	—	—	—
<b>61</b>	<b>Educational services</b>	(A)	(D)	(D)	4	3	1	—	—	—	—	—	—	—
<b>62</b>	<b>Health care and social assistance</b>	<b>364</b>	<b>1 776</b>	<b>8 017</b>	<b>33</b>	<b>13</b>	<b>8</b>	<b>8</b>	<b>3</b>	<b>1</b>	—	—	—	—
621	Ambulatory health care services	203	983	4 573	24	9	6	7	2	—	—	—	—	—
6211	Offices of physicians	102	483	2 345	9	2	3	2	2	—	—	—	—	—
62111	Offices of physicians	102	483	2 345	9	2	3	2	2	—	—	—	—	—

See footnotes at end of table.



**Table 6. Counties—Employees, Payroll, and Establishments by Industry: 2001—Con.**

[Excludes most government employees, railroad employees, and self-employed persons. Size class 1 to 4 includes establishments with payroll, but no employees, during mid-March pay period. (D) denotes figures withheld to avoid disclosing data for individual companies; the data are included in broader industry totals. Detailed industries with 100 or more employees are shown if industry was not a (D). For explanation of terms, abbreviations, and data reliability/comparability, see introductory text]

NAICS code	Industry	Number of employees for week including March 12	Payroll (\$1,000)		Total number of establishments	Number of establishments by employment-size class								
			First quarter	Annual		1 to 4	5 to 9	10 to 19	20 to 49	50 to 99	100 to 249	250 to 499	500 to 999	1,000 or more
<b>WASATCH—Con.</b>														
<b>71</b>	<b>Arts, entertainment &amp; recreation</b> .....	<b>(B)</b>	<b>(D)</b>	<b>(D)</b>	<b>6</b>	<b>4</b>	—	<b>1</b>	<b>1</b>	—	—	—	—	—
<b>72</b>	<b>Accommodation &amp; food services</b> .....	<b>898</b>	<b>2 394</b>	<b>10 292</b>	<b>37</b>	<b>10</b>	<b>7</b>	<b>8</b>	<b>6</b>	<b>5</b>	<b>1</b>	—	—	—
721	Accommodation .....	384	1 375	5 662	11	3	2	3	1	1	1	—	—	—
7211	Traveler accommodation .....	384	1 375	5 662	11	3	2	3	1	1	1	—	—	—
72111	Hotels (exc casino hotels) & motels .....	384	1 375	5 662	11	3	2	3	1	1	1	—	—	—
721110	Hotels (exc casino hotels) & motels .....	384	1 375	5 662	11	3	2	3	1	1	1	—	—	—
722	Food services & drinking places .....	514	1 019	4 630	26	7	5	5	5	4	—	—	—	—
7221	Full-service restaurants .....	(C)	(D)	(D)	9	1	2	2	4	—	—	—	—	—
72211	Full-service restaurants .....	(C)	(D)	(D)	9	1	2	2	4	—	—	—	—	—
7222	Limited-service eating places .....	271	554	2 842	14	5	2	3	1	3	—	—	—	—
72221	Limited-service eating places .....	271	554	2 842	14	5	2	3	1	3	—	—	—	—
<b>81</b>	<b>Other services (except public administration)</b> .....	<b>101</b>	<b>443</b>	<b>1 929</b>	<b>27</b>	<b>20</b>	<b>5</b>	<b>2</b>	—	—	—	—	—	—
<b>99</b>	<b>Unclassified establishments</b> .....	<b>(B)</b>	<b>(D)</b>	<b>(D)</b>	<b>11</b>	<b>9</b>	<b>1</b>	<b>1</b>	—	—	—	—	—	—
<b>WASHINGTON</b>														
	<b>Total</b> .....	<b>28 038</b>	<b>140 859</b>	<b>615 400</b>	<b>2 633</b>	<b>1 461</b>	<b>544</b>	<b>352</b>	<b>173</b>	<b>64</b>	<b>32</b>	<b>4</b>	<b>2</b>	<b>1</b>
<b>11</b>	<b>Forestry, fishing, hunting, and agriculture support</b> .....	<b>(A)</b>	<b>(D)</b>	<b>(D)</b>	<b>1</b>	<b>1</b>	—	—	—	—	—	—	—	—
<b>21</b>	<b>Mining</b> .....	<b>(A)</b>	<b>(D)</b>	<b>(D)</b>	<b>1</b>	—	—	<b>1</b>	—	—	—	—	—	—
<b>22</b>	<b>Utilities</b> .....	<b>38</b>	<b>400</b>	<b>1 832</b>	<b>8</b>	<b>6</b>	<b>1</b>	—	<b>1</b>	—	—	—	—	—
<b>23</b>	<b>Construction</b> .....	<b>3 210</b>	<b>17 934</b>	<b>79 650</b>	<b>512</b>	<b>323</b>	<b>97</b>	<b>63</b>	<b>22</b>	<b>6</b>	<b>1</b>	—	—	—
233	Building, developing & general contracting .....	800	3 859	17 318	162	110	27	18	6	1	—	—	—	—
2331	Land subdivision & land development .....	109	654	3 053	22	12	5	5	—	—	—	—	—	—
23311	Land subdivision & land development .....	109	654	3 053	22	12	5	5	—	—	—	—	—	—
233110	Land subdivision & land development .....	109	654	3 053	22	12	5	5	—	—	—	—	—	—
2332	Residential building construction .....	613	2 857	12 953	126	88	21	11	5	1	—	—	—	—
23321	Single-family housing construction .....	542	2 552	11 126	121	88	21	7	4	1	—	—	—	—
233210	Single-family housing construction .....	542	2 552	11 126	121	88	21	7	4	1	—	—	—	—
234	Heavy construction .....	365	2 737	13 162	18	6	5	4	1	1	1	—	—	—
2341	Highway, street, bridge & tunnel construction .....	300	2 458	11 867	6	—	1	2	1	1	1	—	—	—
23411	Highway & street construction .....	300	2 458	11 867	6	—	1	2	1	1	1	—	—	—
234110	Highway & street construction .....	300	2 458	11 867	6	—	1	2	1	1	1	—	—	—
235	Special trade contractors .....	2 045	11 338	49 170	332	207	65	41	15	4	—	—	—	—
2351	Plumbing, heating & AC contractor .....	322	2 015	9 226	59	39	10	8	2	—	—	—	—	—
23511	Plumbing, heating & AC contractor .....	322	2 015	9 226	59	39	10	8	2	—	—	—	—	—
235110	Plumbing, heating & AC contractor .....	322	2 015	9 226	59	39	10	8	2	—	—	—	—	—
2352	Painting & wall covering contractors .....	141	597	2 538	26	16	7	2	1	—	—	—	—	—
23521	Painting & wall covering contractors .....	141	597	2 538	26	16	7	2	1	—	—	—	—	—
235210	Painting & wall covering contractors .....	141	597	2 538	26	16	7	2	1	—	—	—	—	—
2353	Electrical contractors .....	399	2 768	10 854	36	17	9	4	4	2	—	—	—	—
23531	Electrical contractors .....	399	2 768	10 854	36	17	9	4	4	2	—	—	—	—
235310	Electrical contractors .....	399	2 768	10 854	36	17	9	4	4	2	—	—	—	—
2354	Masonry, drywall, insulation, tile contractors .....	476	2 761	11 694	55	27	12	10	5	1	—	—	—	—
23541	Masonry & stone contractors .....	128	809	3 218	20	11	4	3	2	—	—	—	—	—
235410	Masonry & stone contractors .....	128	809	3 218	20	11	4	3	2	—	—	—	—	—
23542	Drywall, acoustical & insulation contractors .....	312	1 700	7 460	27	11	6	6	3	1	—	—	—	—
235420	Drywall, acoustical & insulation contractors .....	312	1 700	7 460	27	11	6	6	3	1	—	—	—	—
2355	Carpentry & floor contractors .....	(C)	(D)	(D)	36	27	4	3	1	1	—	—	—	—
23551	Carpentry contractors .....	198	773	3 216	28	19	4	3	1	1	—	—	—	—
235510	Carpentry contractors .....	198	773	3 216	28	19	4	3	1	1	—	—	—	—
2356	Roofing, siding, & sheet metal contractors .....	134	613	2 937	26	17	6	2	1	—	—	—	—	—
23561	Roofing, siding, & sheet metal contractors .....	134	613	2 937	26	17	6	2	1	—	—	—	—	—
235610	Roofing, siding, & sheet metal contractors .....	134	613	2 937	26	17	6	2	1	—	—	—	—	—
2357	Concrete contractors .....	177	880	3 790	39	23	11	5	—	—	—	—	—	—
23571	Concrete contractors .....	177	880	3 790	39	23	11	5	—	—	—	—	—	—
235710	Concrete contractors .....	177	880	3 790	39	23	11	5	—	—	—	—	—	—
2359	Other special trade contractors .....	186	875	4 667	54	40	6	7	1	—	—	—	—	—
<b>31-33</b>	<b>Manufacturing</b> .....	<b>2 398</b>	<b>15 482</b>	<b>64 640</b>	<b>106</b>	<b>37</b>	<b>19</b>	<b>19</b>	<b>15</b>	<b>10</b>	<b>6</b>	—	—	—
314	Textile product mills .....	101	567	2 222	5	2	1	—	1	1	—	—	—	—
321	Wood product mfg .....	202	1 479	6 286	7	1	1	2	1	2	—	—	—	—
3212	Veneer, plywood & engineered wood product mfg .....	183	1 376	5 799	4	—	—	1	1	2	—	—	—	—
32121	Veneer, plywood & engineered wood product mfg .....	183	1 376	5 799	4	—	—	1	1	2	—	—	—	—
321214	Truss mfg .....	183	1 376	5 799	4	—	—	1	1	2	—	—	—	—
325	Chemical mfg .....	(C)	(D)	(D)	5	2	1	1	—	—	1	—	—	—
3254	Pharmaceutical & medicine mfg .....	(C)	(D)	(D)	2	—	1	—	—	—	1	—	—	—
32541	Pharmaceutical & medicine mfg .....	(C)	(D)	(D)	2	—	1	—	—	—	1	—	—	—
327	Nonmetallic mineral product mfg .....	333	2 545	10 534	13	5	2	2	3	—	1	—	—	—
3273	Cement & concrete product mfg .....	282	2 255	9 223	9	3	1	2	2	—	1	—	—	—
32732	Ready-mix concrete mfg .....	(C)	(D)	(D)	3	1	—	—	1	—	1	—	—	—
332	Fabricated metal product mfg .....	435	3 236	14 046	18	6	3	4	2	2	1	—	—	—
3323	Architectural & structural metals mfg .....	313	2 411	9 402	9	2	1	2	2	1	1	—	—	—
33231	Plate work & fabricated structural prod mfg .....	(E)	(D)	(D)	6	1	1	1	1	1	1	—	—	—
3329	Other fabricated metal product mfg .....	(C)	(D)	(D)	4	1	—	2	—	1	—	—	—	—

See footnotes at end of table.

**Table 6. Counties—Employees, Payroll, and Establishments by Industry: 2001—Con.**

[Excludes most government employees, railroad employees, and self-employed persons. Size class 1 to 4 includes establishments with payroll, but no employees, during mid-March pay period. (D) denotes figures withheld to avoid disclosing data for individual companies; the data are included in broader industry totals. Detailed industries with 100 or more employees are shown if industry was not a (D). For explanation of terms, abbreviations, and data reliability/comparability, see introductory text]

NAICS code	Industry	Number of employees for week including March 12	Payroll (\$1,000)		Total number of establishments	Number of establishments by employment-size class									
			First quarter	Annual		1 to 4	5 to 9	10 to 19	20 to 49	50 to 99	100 to 249	250 to 499	500 to 999	1,000 or more	
<b>WASHINGTON—Con.</b>															
<b>31-33 Manufacturing—Con.</b>															
334	Computer & electronic product mfg . . . . .	(C)	(D)	(D)	4	1	—	—	1	1	1	—	—	—	
3345	Nav, measuring, medical, control instruments mfg . . . . .	(C)	(D)	(D)	1	—	—	—	—	—	1	—	—	—	
33451	Nav, measuring, medical, control instruments mfg . . . . .	(C)	(D)	(D)	1	—	—	—	—	—	1	—	—	—	
336	Transportation equipment mfg . . . . .	(C)	(D)	(D)	1	—	—	—	—	—	1	—	—	—	
3362	Motor vehicle body & trailer mfg . . . . .	(C)	(D)	(D)	1	—	—	—	—	—	1	—	—	—	
33621	Motor vehicle body & trailer mfg . . . . .	(C)	(D)	(D)	1	—	—	—	—	—	1	—	—	—	
337	Furniture & related product mfg . . . . .	265	1 272	5 759	12	4	1	3	2	1	1	—	—	—	
3371	HH & institutional furniture & kitchen cabinet mfg . . . . .	265	1 272	5 759	12	4	1	3	2	1	1	—	—	—	
33711	Wood kitchen cabinet & countertop mfg . . . . .	(E)	(D)	(D)	11	3	1	3	2	1	1	—	—	—	
339	Miscellaneous mfg . . . . .	205	1 199	5 149	16	9	5	—	—	2	—	—	—	—	
3399	Other miscellaneous mfg . . . . .	179	1 041	4 473	8	4	2	—	—	2	—	—	—	—	
<b>42</b>	<b>Wholesale trade . . . . .</b>	<b>582</b>	<b>3 843</b>	<b>16 864</b>	<b>100</b>	<b>62</b>	<b>22</b>	<b>10</b>	<b>5</b>	<b>1</b>	—	—	—	—	
421	Wholesale trade, durable goods . . . . .	340	2 221	10 252	68	44	14	7	3	—	—	—	—	—	
422	Wholesale trade, nondurable goods . . . . .	242	1 622	6 612	32	18	8	3	2	1	—	—	—	—	
4224	Grocery & related product whse . . . . .	127	923	3 709	11	5	3	1	1	1	—	—	—	—	
<b>44-45</b>	<b>Retail trade . . . . .</b>	<b>5 870</b>	<b>27 121</b>	<b>115 564</b>	<b>457</b>	<b>199</b>	<b>126</b>	<b>78</b>	<b>29</b>	<b>11</b>	<b>13</b>	<b>1</b>	—	—	
441	Motor vehicle & parts dealers . . . . .	871	5 327	22 265	69	29	18	11	6	4	1	—	—	—	
4411	Automobile dealers . . . . .	589	3 830	16 049	32	14	6	4	3	4	1	—	—	—	
44111	New car dealers . . . . .	468	3 267	13 812	13	3	1	2	2	4	1	—	—	—	
441110	New car dealers . . . . .	468	3 267	13 812	13	3	1	2	2	4	1	—	—	—	
44112	Used car dealers . . . . .	121	563	2 237	19	11	5	2	1	—	—	—	—	—	
441120	Used car dealers . . . . .	121	563	2 237	19	11	5	2	1	—	—	—	—	—	
4413	Automotive parts, accessories & tire stores . . . . .	232	1 174	4 875	28	9	10	7	2	—	—	—	—	—	
44131	Automotive parts, accessories & tire stores . . . . .	172	861	3 520	21	8	7	4	2	—	—	—	—	—	
441310	Automotive parts, accessories & tire stores . . . . .	172	861	3 520	21	8	7	4	2	—	—	—	—	—	
442	Furniture & home furnishing stores . . . . .	396	1 842	8 315	39	23	10	3	2	—	1	—	—	—	
4421	Furniture stores . . . . .	327	1 590	7 155	21	11	5	2	2	—	1	—	—	—	
44211	Furniture stores . . . . .	327	1 590	7 155	21	11	5	2	2	—	1	—	—	—	
442110	Furniture stores . . . . .	327	1 590	7 155	21	11	5	2	2	—	1	—	—	—	
444	Bldg material & garden equip & supp dealers . . . . .	749	4 603	19 459	54	22	13	12	3	3	1	—	—	—	
4441	Building material & supplies dealers . . . . .	675	4 296	18 056	43	18	10	8	3	3	1	—	—	—	
44411	Home centers . . . . .	221	1 296	6 535	3	—	—	1	—	1	—	—	—	—	
444110	Home centers . . . . .	221	1 296	6 535	3	—	—	1	—	1	—	—	—	—	
44419	Other building material dealers . . . . .	399	2 819	10 814	33	13	9	7	2	2	—	—	—	—	
444190	Other building material dealers . . . . .	399	2 819	10 814	33	13	9	7	2	2	—	—	—	—	
445	Food & beverage stores . . . . .	950	3 638	14 263	28	10	5	4	3	—	6	—	—	—	
4451	Grocery stores . . . . .	911	3 571	13 961	21	7	3	2	3	—	6	—	—	—	
44511	Grocery (except convenience) stores . . . . .	883	3 508	13 622	13	2	—	2	3	—	6	—	—	—	
445110	Grocery (except convenience) stores . . . . .	883	3 508	13 622	13	2	—	2	3	—	6	—	—	—	
446	Health & personal care stores . . . . .	151	556	2 398	28	16	7	4	1	—	—	—	—	—	
4461	Health & personal care stores . . . . .	151	556	2 398	28	16	7	4	1	—	—	—	—	—	
447	Gasoline stations . . . . .	404	1 138	4 762	44	9	13	19	3	—	—	—	—	—	
4471	Gasoline stations . . . . .	404	1 138	4 762	44	9	13	19	3	—	—	—	—	—	
44711	Gasoline stations with convenience stores . . . . .	238	691	2 976	25	2	8	15	—	—	—	—	—	—	
447110	Gasoline stations with convenience stores . . . . .	238	691	2 976	25	2	8	15	—	—	—	—	—	—	
44719	Other gasoline stations . . . . .	166	447	1 786	19	7	5	4	3	—	—	—	—	—	
447190	Other gasoline stations . . . . .	166	447	1 786	19	7	5	4	3	—	—	—	—	—	
448	Clothing & clothing accessories stores . . . . .	466	1 306	5 459	55	19	24	7	4	1	—	—	—	—	
4481	Clothing stores . . . . .	338	911	3 720	35	12	13	6	3	1	—	—	—	—	
44814	Family clothing stores . . . . .	152	427	1 783	11	6	—	2	2	1	—	—	—	—	
448140	Family clothing stores . . . . .	152	427	1 783	11	6	—	2	2	1	—	—	—	—	
451	Sporting goods, hobby, book & music stores . . . . .	388	1 181	4 804	40	17	14	7	1	—	1	—	—	—	
4511	Sporting goods, hobby, musical instrument stores . . . . .	319	1 001	4 038	30	15	7	6	1	—	1	—	—	—	
45112	Hobby, toy & game stores . . . . .	183	604	2 363	7	2	2	1	1	—	1	—	—	—	
451120	Hobby, toy & game stores . . . . .	183	604	2 363	7	2	2	1	1	—	1	—	—	—	
452	General merchandise stores . . . . .	922	4 883	24 098	14	2	2	2	2	2	3	1	—	—	
4521	Department stores . . . . .	(F)	(D)	(D)	5	—	—	—	—	2	2	1	—	—	
45211	Department stores . . . . .	(F)	(D)	(D)	5	—	—	—	—	2	2	1	—	—	
4529	Other general merchandise stores . . . . .	(C)	(D)	(D)	9	2	2	2	2	—	1	—	—	—	
45291	Warehouse clubs & superstores . . . . .	(C)	(D)	(D)	1	—	—	—	—	—	1	—	—	—	
453	Miscellaneous store retailers . . . . .	251	770	2 838	42	26	10	3	3	—	—	—	—	—	
4532	Office supplies, stationery & gift stores . . . . .	143	462	1 679	21	12	5	2	2	—	—	—	—	—	
454	Nonstore retailers . . . . .	239	1 499	5 263	27	17	4	4	1	1	—	—	—	—	
4543	Direct selling establishments . . . . .	(C)	(D)	(D)	22	13	4	4	—	1	—	—	—	—	
45439	Other direct selling establishments . . . . .	157	963	3 740	17	11	2	3	—	1	—	—	—	—	
454390	Other direct selling establishments . . . . .	157	963	3 740	17	11	2	3	—	1	—	—	—	—	

See footnotes at end of table.

**Table 6. Counties—Employees, Payroll, and Establishments by Industry: 2001—Con.**

[Excludes most government employees, railroad employees, and self-employed persons. Size class 1 to 4 includes establishments with payroll, but no employees, during mid-March pay period. (D) denotes figures withheld to avoid disclosing data for individual companies; the data are included in broader industry totals. Detailed industries with 100 or more employees are shown if industry was not a (D). For explanation of terms, abbreviations, and data reliability/comparability, see introductory text]

NAICS code	Industry	Number of employees for week including March 12	Payroll (\$1,000)		Total number of establishments	Number of establishments by employment-size class								
			First quarter	Annual		1 to 4	5 to 9	10 to 19	20 to 49	50 to 99	100 to 249	250 to 499	500 to 999	1,000 or more
<b>WASHINGTON—Con.</b>														
<b>48-49</b>	<b>Transportation &amp; warehousing</b> .....	<b>1 288</b>	<b>8 663</b>	<b>42 066</b>	<b>66</b>	<b>39</b>	<b>11</b>	<b>4</b>	<b>5</b>	<b>4</b>	<b>1</b>	<b>2</b>	—	—
481	Air transportation .....	(E)	(D)	(D)	1	—	—	—	—	—	—	1	—	—
4811	Scheduled air transportation .....	(E)	(D)	(D)	1	—	—	—	—	—	—	1	—	—
48111	Scheduled air transportation .....	(E)	(D)	(D)	1	—	—	—	—	—	—	1	—	—
484	Truck transportation .....	825	5 569	26 736	50	31	8	3	3	3	1	1	—	—
4841	General freight trucking .....	631	4 561	22 311	27	15	6	1	1	2	1	1	—	—
48412	General freight trucking, long-distance .....	539	3 773	19 032	18	9	5	—	1	1	1	1	—	—
4842	Specialized freight trucking .....	194	1 008	4 425	23	16	2	2	2	1	—	—	—	—
48423	Specialized freight (exc used) trucking, LDist .....	133	701	3 085	11	8	—	1	1	1	—	—	—	—
484230	Specialized freight (exc used) trucking, LDist .....	133	701	3 085	11	8	—	1	1	1	—	—	—	—
<b>51</b>	<b>Information</b> .....	<b>597</b>	<b>3 917</b>	<b>16 212</b>	<b>47</b>	<b>27</b>	<b>3</b>	<b>9</b>	<b>5</b>	<b>1</b>	<b>2</b>	—	—	—
511	Publishing industries .....	242	1 409	5 977	15	10	1	1	1	1	1	—	—	—
5111	Newspaper, periodical, book, database publishers .....	(C)	(D)	(D)	14	9	1	1	1	1	—	—	—	—
51111	Newspaper publishers .....	(C)	(D)	(D)	4	2	—	—	1	—	1	—	—	—
512	Motion picture & sound recording industries .....	180	841	3 450	8	1	—	6	—	—	1	—	—	—
5121	Motion picture & video industries .....	180	841	3 450	8	1	—	6	—	—	1	—	—	—
51211	Motion picture & video production .....	(C)	(D)	(D)	2	1	—	—	—	—	1	—	—	—
513	Broadcasting & telecommunications .....	145	1 513	5 917	19	12	2	2	3	—	—	—	—	—
<b>52</b>	<b>Finance &amp; insurance</b> .....	<b>776</b>	<b>5 286</b>	<b>22 340</b>	<b>151</b>	<b>96</b>	<b>37</b>	<b>12</b>	<b>5</b>	<b>1</b>	—	—	—	—
522	Credit intermediation & related activities .....	504	3 338	14 304	80	46	19	11	3	1	—	—	—	—
5221	Depository credit intermediation .....	367	2 504	10 545	34	7	15	8	3	1	—	—	—	—
52211	Commercial banking .....	284	2 000	8 458	28	7	12	6	2	1	—	—	—	—
522110	Commercial banking .....	284	2 000	8 458	28	7	12	6	2	1	—	—	—	—
524	Insurance carriers & related activities .....	(C)	(D)	(D)	51	33	15	1	2	—	—	—	—	—
5242	Agencies & other insurance related activities .....	(C)	(D)	(D)	43	28	13	1	1	—	—	—	—	—
52421	Insurance agencies & brokerages .....	185	969	4 576	40	25	13	1	1	—	—	—	—	—
524210	Insurance agencies & brokerages .....	185	969	4 576	40	25	13	1	1	—	—	—	—	—
<b>53</b>	<b>Real estate &amp; rental &amp; leasing</b> .....	<b>335</b>	<b>1 585</b>	<b>6 336</b>	<b>129</b>	<b>105</b>	<b>17</b>	<b>6</b>	<b>1</b>	—	—	—	—	—
531	Real estate .....	231	1 135	4 299	106	92	10	3	1	—	—	—	—	—
532	Rental & leasing services .....	104	450	2 037	23	13	7	3	—	—	—	—	—	—
<b>54</b>	<b>Professional, scientific &amp; technical services</b> .....	<b>918</b>	<b>5 983</b>	<b>27 151</b>	<b>203</b>	<b>147</b>	<b>28</b>	<b>21</b>	<b>6</b>	<b>1</b>	—	—	—	—
541	Professional, scientific & technical services .....	918	5 983	27 151	203	147	28	21	6	1	—	—	—	—
5411	Legal services .....	232	1 712	7 282	48	34	8	4	1	1	—	—	—	—
54111	Offices of lawyers .....	189	1 468	6 085	43	33	5	4	—	1	—	—	—	—
541110	Offices of lawyers .....	189	1 468	6 085	43	33	5	4	—	1	—	—	—	—
5412	Accounting, tax prep, bookkeep, payroll services .....	164	963	3 853	33	24	5	3	1	—	—	—	—	—
54121	Accounting, tax prep, bookkeep, payroll services .....	164	963	3 853	33	24	5	3	1	—	—	—	—	—
541211	Offices of certified public accountants .....	111	700	2 791	18	12	3	2	1	—	—	—	—	—
5413	Architectural, engineering & related services .....	262	1 877	8 432	43	27	7	6	3	—	—	—	—	—
54133	Engineering services .....	149	1 203	5 487	20	12	2	4	2	—	—	—	—	—
541330	Engineering services .....	149	1 203	5 487	20	12	2	4	2	—	—	—	—	—
<b>55</b>	<b>Management of companies &amp; enterprises</b> .....	<b>25</b>	<b>129</b>	<b>571</b>	<b>11</b>	<b>10</b>	<b>1</b>	—	—	—	—	—	—	—
<b>56</b>	<b>Admin. support, waste mgt, remediation services</b> .....	<b>1 778</b>	<b>6 077</b>	<b>27 779</b>	<b>142</b>	<b>91</b>	<b>28</b>	<b>11</b>	<b>6</b>	<b>4</b>	—	<b>1</b>	<b>1</b>	—
561	Administrative & support services .....	(G)	(D)	(D)	135	87	27	10	5	4	—	1	1	—
5613	Employment services .....	901	3 034	13 624	10	3	2	—	—	4	—	—	1	—
56132	Temporary help services .....	(E)	(D)	(D)	6	1	1	—	—	4	—	—	—	—
56133	Employee leasing services .....	(F)	(D)	(D)	2	—	1	—	—	—	—	—	1	—
5614	Business support services .....	357	669	3 436	19	12	3	2	1	—	—	—	—	—
56142	Telephone call centers .....	(E)	(D)	(D)	4	2	—	1	—	—	—	1	—	—
5617	Services to buildings & dwellings .....	316	955	4 942	77	55	14	5	3	—	—	—	—	—
56173	Landscaping services .....	183	635	3 212	41	28	7	4	2	—	—	—	—	—
561730	Landscaping services .....	183	635	3 212	41	28	7	4	2	—	—	—	—	—
<b>61</b>	<b>Educational services</b> .....	<b>83</b>	<b>224</b>	<b>884</b>	<b>16</b>	<b>10</b>	<b>2</b>	<b>4</b>	—	—	—	—	—	—
<b>62</b>	<b>Health care and social assistance</b> .....	<b>3 845</b>	<b>24 540</b>	<b>104 237</b>	<b>261</b>	<b>122</b>	<b>75</b>	<b>33</b>	<b>22</b>	<b>3</b>	<b>5</b>	—	—	<b>1</b>
621	Ambulatory health care services .....	1 504	11 240	47 402	211	103	68	27	12	—	1	—	—	—
6211	Offices of physicians .....	707	7 055	29 177	80	33	26	14	6	—	1	—	—	—
62111	Offices of physicians .....	707	7 055	29 177	80	33	26	14	6	—	1	—	—	—
6212	Offices of dentists .....	312	1 615	7 479	58	24	28	6	—	—	—	—	—	—
62121	Offices of dentists .....	312	1 615	7 479	58	24	28	6	—	—	—	—	—	—
621210	Offices of dentists .....	312	1 615	7 479	58	24	28	6	—	—	—	—	—	—
6213	Offices of other health practitioners .....	223	1 105	4 986	55	40	10	4	1	—	—	—	—	—
6216	Home health care services .....	161	1 073	3 864	10	2	3	2	3	—	—	—	—	—
62161	Home health care services .....	161	1 073	3 864	10	2	3	2	3	—	—	—	—	—
621610	Home health care services .....	161	1 073	3 864	10	2	3	2	3	—	—	—	—	—
622	Hospitals .....	(G)	(D)	(D)	1	—	—	—	—	—	—	—	—	1
6221	General medical & surgical hospitals .....	(G)	(D)	(D)	1	—	—	—	—	—	—	—	—	1
62211	General medical & surgical hospitals .....	(G)	(D)	(D)	1	—	—	—	—	—	—	—	—	1

See footnotes at end of table.

**Table 6. Counties—Employees, Payroll, and Establishments by Industry: 2001—Con.**

[Excludes most government employees, railroad employees, and self-employed persons. Size class 1 to 4 includes establishments with payroll, but no employees, during mid-March pay period. (D) denotes figures withheld to avoid disclosing data for individual companies; the data are included in broader industry totals. Detailed industries with 100 or more employees are shown if industry was not a (D). For explanation of terms, abbreviations, and data reliability/comparability, see introductory text]

NAICS code	Industry	Number of employees for week including March 12	Payroll (\$1,000)		Total number of establishments	Number of establishments by employment-size class								
			First quarter	Annual		1 to 4	5 to 9	10 to 19	20 to 49	50 to 99	100 to 249	250 to 499	500 to 999	1,000 or more
<b>WASHINGTON—Con.</b>														
<b>62</b>	<b>Health care and social assistance—Con.</b>													
623	Nursing & residential care facilities .....	922	3 161	14 134	27	8	4	2	8	2	3	—	—	—
6231	Nursing care facilities .....	424	1 655	7 248	7	1	1	—	2	1	2	—	—	—
62311	Nursing care facilities .....	424	1 655	7 248	7	1	1	—	2	1	2	—	—	—
623110	Nursing care facilities .....	424	1 655	7 248	7	1	1	—	2	1	2	—	—	—
6232	Residential mental retardation, health facil .....	(C)	(D)	(D)	6	2	1	2	—	1	—	—	—	—
62321	Residential mental retardation facilities .....	(C)	(D)	(D)	6	2	1	2	—	1	—	—	—	—
6233	Community care facilities for the elderly .....	222	702	2 889	12	4	2	—	6	—	—	—	—	—
62331	Community care facilities for the elderly .....	222	702	2 889	12	4	2	—	6	—	—	—	—	—
6239	Other residential care facilities .....	(C)	(D)	(D)	2	1	—	—	—	—	1	—	—	—
62399	Other residential care facilities .....	(C)	(D)	(D)	2	1	—	—	—	—	1	—	—	—
624	Social assistance .....	(E)	(D)	(D)	22	11	3	4	2	1	1	—	—	—
6241	Individual & family services .....	(E)	(D)	(D)	10	5	1	2	—	1	1	—	—	—
62411	Child & youth services .....	(C)	(D)	(D)	4	1	—	1	—	1	1	—	—	—
<b>71</b>	<b>Arts, entertainment &amp; recreation .....</b>	<b>417</b>	<b>1 233</b>	<b>5 668</b>	<b>32</b>	<b>10</b>	<b>9</b>	<b>7</b>	<b>5</b>	<b>1</b>	—	—	—	—
711	Performing arts, spectator sports & related industries .....	(C)	(D)	(D)	8	4	—	3	—	1	—	—	—	—
713	Amusement, gambling & recreation industries .....	(E)	(D)	(D)	24	6	9	4	5	—	—	—	—	—
7139	Other amusement & recreation industries .....	(E)	(D)	(D)	22	5	9	4	4	—	—	—	—	—
71391	Golf courses & country clubs .....	(C)	(D)	(D)	7	2	1	2	2	—	—	—	—	—
<b>72</b>	<b>Accommodation &amp; food services .....</b>	<b>4 291</b>	<b>10 349</b>	<b>46 926</b>	<b>202</b>	<b>53</b>	<b>32</b>	<b>50</b>	<b>43</b>	<b>20</b>	<b>4</b>	—	—	—
721	Accommodation .....	1 319	3 743	17 150	60	21	8	14	11	3	3	—	—	—
7211	Traveler accommodation .....	1 259	3 631	16 523	52	17	6	13	10	3	3	—	—	—
72111	Hotels (exc casino hotels) & motels .....	1 245	3 620	16 453	49	15	6	12	10	3	3	—	—	—
721110	Hotels (exc casino hotels) & motels .....	1 245	3 620	16 453	49	15	6	12	10	3	3	—	—	—
722	Food services & drinking places .....	2 972	6 606	29 776	142	32	24	36	32	17	1	—	—	—
7221	Full-service restaurants .....	1 156	2 514	11 553	54	14	9	11	14	6	—	—	—	—
72211	Full-service restaurants .....	1 156	2 514	11 553	54	14	9	11	14	6	—	—	—	—
722110	Full-service restaurants .....	1 156	2 514	11 553	54	14	9	11	14	6	—	—	—	—
7222	Limited-service eating places .....	1 710	3 922	17 565	81	15	14	24	17	10	1	—	—	—
72221	Limited-service eating places .....	1 710	3 922	17 565	81	15	14	24	17	10	1	—	—	—
722211	Limited-service restaurants .....	1 445	3 378	15 289	62	7	11	21	14	8	1	—	—	—
722213	Snack & nonalcoholic beverage bars .....	265	544	2 276	19	8	3	3	3	2	—	—	—	—
<b>81</b>	<b>Other services (except public administration) .....</b>	<b>798</b>	<b>3 416</b>	<b>15 442</b>	<b>153</b>	<b>97</b>	<b>31</b>	<b>22</b>	<b>2</b>	<b>1</b>	—	—	—	—
811	Repair & maintenance .....	393	2 066	8 992	78	50	14	13	1	—	—	—	—	—
8111	Automotive repair & maintenance .....	303	1 478	6 308	56	34	11	10	1	—	—	—	—	—
81111	Automotive mechanical & electrical R&M .....	144	812	3 634	29	18	6	5	—	—	—	—	—	—
811111	General automotive repair .....	124	690	3 037	24	14	6	4	—	—	—	—	—	—
81112	Automotive body, paint, interior & glass repair .....	100	522	2 088	17	12	1	3	1	—	—	—	—	—
812	Personal & laundry services .....	248	887	3 598	46	30	10	4	1	1	—	—	—	—
8121	Personal care services .....	112	245	877	23	14	5	3	1	—	—	—	—	—
813	Religious, grantmaking, civic, prof & like organizations .....	157	463	2 852	29	17	7	5	—	—	—	—	—	—
<b>95</b>	<b>Auxiliaries (exc corporate, subsidiary &amp; regional mgt) .....</b>	<b>(F)</b>	<b>(D)</b>	<b>(D)</b>	<b>5</b>	—	<b>2</b>	<b>1</b>	<b>1</b>	—	—	—	<b>1</b>	—
<b>99</b>	<b>Unclassified establishments .....</b>	<b>54</b>	<b>128</b>	<b>445</b>	<b>30</b>	<b>26</b>	<b>3</b>	<b>1</b>	—	—	—	—	—	—
<b>WAYNE</b>														
	<b>Total .....</b>	<b>489</b>	<b>1 696</b>	<b>8 119</b>	<b>67</b>	<b>34</b>	<b>18</b>	<b>11</b>	<b>3</b>	—	<b>1</b>	—	—	—
11	Forestry, fishing, hunting, and agriculture support .....	(A)	(D)	(D)	2	2	—	—	—	—	—	—	—	—
22	Utilities .....	(A)	(D)	(D)	1	—	—	1	—	—	—	—	—	—
23	Construction .....	71	327	1 841	13	8	3	1	1	—	—	—	—	—
31-33	Manufacturing .....	(B)	(D)	(D)	5	2	1	1	1	—	—	—	—	—
42	Wholesale trade .....	(A)	(D)	(D)	1	—	—	1	—	—	—	—	—	—
44-45	Retail trade .....	103	207	1 097	17	8	5	4	—	—	—	—	—	—
52	Finance & insurance .....	(A)	(D)	(D)	1	—	1	—	—	—	—	—	—	—
54	Professional, scientific & technical services .....	(A)	(D)	(D)	1	1	—	—	—	—	—	—	—	—
62	Health care and social assistance .....	(C)	(D)	(D)	3	—	1	1	—	—	1	—	—	—
623	Nursing & residential care facilities .....	(C)	(D)	(D)	1	—	—	—	—	—	1	—	—	—
6239	Other residential care facilities .....	(C)	(D)	(D)	1	—	—	—	—	—	1	—	—	—
62399	Other residential care facilities .....	(C)	(D)	(D)	1	—	—	—	—	—	1	—	—	—
72	Accommodation & food services .....	87	110	1 082	20	13	4	2	1	—	—	—	—	—
81	Other services (except public administration) .....	22	78	324	3	—	3	—	—	—	—	—	—	—

See footnotes at end of table.

**Table 6. Counties—Employees, Payroll, and Establishments by Industry: 2001—Con.**

[Excludes most government employees, railroad employees, and self-employed persons. Size class 1 to 4 includes establishments with payroll, but no employees, during mid-March pay period. (D) denotes figures withheld to avoid disclosing data for individual companies; the data are included in broader industry totals. Detailed industries with 100 or more employees are shown if industry was not a (D). For explanation of terms, abbreviations, and data reliability/comparability, see introductory text]

NAICS code	Industry	Number of employees for week including March 12	Payroll (\$1,000)		Total number of establishments	Number of establishments by employment-size class								
			First quarter	Annual		1 to 4	5 to 9	10 to 19	20 to 49	50 to 99	100 to 249	250 to 499	500 to 999	1,000 or more
<b>WEBER</b>														
	<b>Total</b>	<b>66 682</b>	<b>423 071</b>	<b>1 731 312</b>	<b>4 350</b>	<b>2 286</b>	<b>853</b>	<b>638</b>	<b>369</b>	<b>94</b>	<b>76</b>	<b>22</b>	<b>7</b>	<b>5</b>
11	Forestry, fishing, hunting, and agriculture support	(A)	(D)	(D)	1	1	—	—	—	—	—	—	—	—
21	Mining	(B)	(D)	(D)	5	2	1	1	1	—	—	—	—	—
22	Utilities	(C)	(D)	(D)	6	3	1	1	—	—	1	—	—	—
221	Utilities	(C)	(D)	(D)	6	3	1	1	—	—	1	—	—	—
2211	Elec pwr generation, transmsn & distribution	(C)	(D)	(D)	4	1	1	1	—	—	1	—	—	—
22112	Electric pwr transmsn, control & distribution	(C)	(D)	(D)	2	1	—	—	—	—	1	—	—	—
23	Construction	4 353	29 606	137 544	662	425	114	80	34	6	3	—	—	—
233	Building, developing & general contracting	1 104	8 983	40 369	212	155	33	14	8	1	1	—	—	—
2332	Residential building construction	568	3 528	16 040	173	137	26	6	4	—	—	—	—	—
23321	Single-family housing construction	458	2 528	11 722	163	133	23	6	1	—	—	—	—	—
233210	Single-family housing construction	458	2 528	11 722	163	133	23	6	1	—	—	—	—	—
23322	Multifamily housing construction	110	1 000	4 318	10	4	3	—	3	—	—	—	—	—
233220	Multifamily housing construction	110	1 000	4 318	10	4	3	—	3	—	—	—	—	—
2333	Nonresidential building construction	489	5 043	22 278	28	9	7	7	3	1	1	—	—	—
23332	Commercial & institutional bldg construction	412	4 503	20 236	21	5	7	5	2	1	1	—	—	—
233320	Commercial & institutional bldg construction	412	4 503	20 236	21	5	7	5	2	1	1	—	—	—
234	Heavy construction	371	2 230	13 545	29	12	4	6	6	1	—	—	—	—
2349	Other heavy construction	302	1 738	9 978	21	7	4	5	4	1	—	—	—	—
23491	Water, sewer & pipeline construction	(C)	(D)	(D)	8	1	1	3	3	—	—	—	—	—
23499	All other heavy construction	151	919	5 080	10	4	3	1	1	1	—	—	—	—
234990	All other heavy construction	151	919	5 080	10	4	3	1	1	1	—	—	—	—
235	Special trade contractors	2 878	18 393	83 630	421	258	77	60	20	4	2	—	—	—
2351	Plumbing, heating & AC contractor	657	5 081	22 688	74	43	15	11	3	1	1	—	—	—
23511	Plumbing, heating & AC contractor	657	5 081	22 688	74	43	15	11	3	1	1	—	—	—
235110	Plumbing, heating & AC contractor	657	5 081	22 688	74	43	15	11	3	1	1	—	—	—
2352	Painting & wall covering contractors	168	794	3 384	41	28	8	4	1	—	—	—	—	—
23521	Painting & wall covering contractors	168	794	3 384	41	28	8	4	1	—	—	—	—	—
235210	Painting & wall covering contractors	168	794	3 384	41	28	8	4	1	—	—	—	—	—
2353	Electrical contractors	422	3 484	15 131	49	24	12	8	4	1	—	—	—	—
23531	Electrical contractors	422	3 484	15 131	49	24	12	8	4	1	—	—	—	—
235310	Electrical contractors	422	3 484	15 131	49	24	12	8	4	1	—	—	—	—
2354	Masonry, drywall, insulation, tile contractors	442	2 021	9 354	68	39	11	12	6	—	—	—	—	—
23541	Masonry & stone contractors	156	858	4 031	30	19	6	2	3	—	—	—	—	—
235410	Masonry & stone contractors	156	858	4 031	30	19	6	2	3	—	—	—	—	—
23542	Drywall, acoustical & insulation contractors	227	874	4 004	27	13	3	9	2	—	—	—	—	—
235420	Drywall, acoustical & insulation contractors	227	874	4 004	27	13	3	9	2	—	—	—	—	—
2356	Roofing, siding, & sheet metal contractors	564	4 147	17 474	46	27	7	6	3	2	1	—	—	—
23561	Roofing, siding, & sheet metal contractors	564	4 147	17 474	46	27	7	6	3	2	1	—	—	—
235610	Roofing, siding, & sheet metal contractors	564	4 147	17 474	46	27	7	6	3	2	1	—	—	—
2357	Concrete contractors	156	593	4 699	40	29	5	6	—	—	—	—	—	—
23571	Concrete contractors	156	593	4 699	40	29	5	6	—	—	—	—	—	—
235710	Concrete contractors	156	593	4 699	40	29	5	6	—	—	—	—	—	—
2359	Other special trade contractors	375	1 896	9 279	67	41	10	13	3	—	—	—	—	—
23593	Excavation contractors	183	883	4 629	31	18	4	7	2	—	—	—	—	—
235930	Excavation contractors	183	883	4 629	31	18	4	7	2	—	—	—	—	—
23599	All other special trade contractors	121	514	2 705	27	17	6	4	—	—	—	—	—	—
235990	All other special trade contractors	121	514	2 705	27	17	6	4	—	—	—	—	—	—
31-33	Manufacturing	13 664	127 819	495 899	230	81	36	37	34	15	9	13	3	2
311	Food mfg	1 368	10 183	40 990	24	6	4	3	5	2	2	—	—	—
3111	Animal food mfg	217	2 105	8 557	5	1	1	1	—	—	1	—	—	—
31111	Animal food mfg	217	2 105	8 557	5	1	1	1	—	—	1	—	—	—
3112	Grain & oilseed milling	(C)	(D)	(D)	2	—	—	—	—	1	1	—	—	—
31121	Flour milling & malt mfg	(C)	(D)	(D)	2	—	—	—	—	1	1	—	—	—
3114	Fruit & veg preserving & specialty food mfg	(C)	(D)	(D)	2	1	—	—	—	—	1	—	—	—
31141	Frozen food mfg	(C)	(D)	(D)	1	—	—	—	—	—	1	—	—	—
3118	Bakeries & tortilla mfg	(F)	(D)	(D)	9	2	2	2	1	—	—	2	—	—
31181	Bread & bakery product mfg	(F)	(D)	(D)	9	2	2	2	1	—	—	2	—	—
321	Wood product mfg	205	1 349	6 715	11	3	1	4	2	1	—	—	—	—
3212	Veneer, plywood & engineered wood product mfg	113	805	4 306	3	—	—	1	1	1	—	—	—	—
32121	Veneer, plywood & engineered wood product mfg	113	805	4 306	3	—	—	1	1	1	—	—	—	—
321214	Truss mfg	113	805	4 306	3	—	—	1	1	1	—	—	—	—
322	Paper mfg	(F)	(D)	(D)	2	—	—	—	1	—	—	—	1	—
3222	Converted paper product mfg	(F)	(D)	(D)	2	—	—	—	1	—	—	—	1	—
32229	Other converted paper product mfg	(F)	(D)	(D)	1	—	—	—	—	—	—	—	1	—
323	Printing & related support activities	160	860	3 671	16	6	4	2	4	—	—	—	—	—
3231	Printing & related support activities	160	860	3 671	16	6	4	2	4	—	—	—	—	—
32311	Printing	(C)	(D)	(D)	15	5	4	2	4	—	—	—	—	—
325	Chemical mfg	675	6 004	23 554	13	1	1	3	4	2	1	1	—	—
3251	Basic chemical mfg	(E)	(D)	(D)	2	—	—	—	1	—	—	1	—	—
32518	Other basic inorganic chemical mfg	(E)	(D)	(D)	1	—	—	—	—	—	—	1	—	—
3254	Pharmaceutical & medicine mfg	(E)	(D)	(D)	8	1	1	2	1	2	1	—	—	—
32541	Pharmaceutical & medicine mfg	(E)	(D)	(D)	8	1	1	2	1	2	1	—	—	—
327	Nonmetallic mineral product mfg	166	1 436	6 582	9	2	2	3	1	1	—	—	—	—

See footnotes at end of table.

**Table 6. Counties—Employees, Payroll, and Establishments by Industry: 2001—Con.**

[Excludes most government employees, railroad employees, and self-employed persons. Size class 1 to 4 includes establishments with payroll, but no employees, during mid-March pay period. (D) denotes figures withheld to avoid disclosing data for individual companies; the data are included in broader industry totals. Detailed industries with 100 or more employees are shown if industry was not a (D). For explanation of terms, abbreviations, and data reliability/comparability, see introductory text]

NAICS code	Industry	Number of employees for week including March 12	Payroll (\$1,000)		Total number of establishments	Number of establishments by employment-size class								
			First quarter	Annual		1 to 4	5 to 9	10 to 19	20 to 49	50 to 99	100 to 249	250 to 499	500 to 999	1,000 or more
<b>WEBER—Con.</b>														
<b>31-33 Manufacturing—Con.</b>														
331	Primary metal mfg . . . . .	(F)	(D)	(D)	5	3	—	—	—	—	—	2	—	—
3314	Nonferrous (exc alum) production & processing . . . . .	(E)	(D)	(D)	1	—	—	—	—	—	—	1	—	—
33149	Other nonferrous roll, draw, extruding, alloying . . . . .	(E)	(D)	(D)	1	—	—	—	—	—	—	1	—	—
3315	Foundries . . . . .	(E)	(D)	(D)	1	—	—	—	—	—	—	1	—	—
33151	Ferrous metal foundries . . . . .	(E)	(D)	(D)	1	—	—	—	—	—	—	1	—	—
332	Fabricated metal product mfg . . . . .	1 180	7 257	36 374	43	12	7	10	8	3	2	1	—	—
3323	Architectural & structural metals mfg . . . . .	557	4 621	21 466	15	2	1	5	4	1	2	—	—	—
33231	Plate work & fabricated structural prod mfg . . . . .	195	1 568	7 314	4	—	—	2	1	—	1	—	—	—
33232	Ornamental & architectural metal prod mfg . . . . .	362	3 053	14 152	11	2	1	3	3	1	1	—	—	—
3324	Boiler, tank & shipping container mfg . . . . .	(E)	(D)	(D)	2	—	—	—	1	—	—	1	—	—
33243	Light gauge metal container mfg . . . . .	(E)	(D)	(D)	2	—	—	—	1	—	—	1	—	—
3328	Coating, engrave, heat treating & oth activity . . . . .	116	825	3 292	3	—	1	—	1	1	—	—	—	—
33281	Coating, engrave, heat treating & oth activity . . . . .	116	825	3 292	3	—	1	—	1	1	—	—	—	—
333	Machinery mfg . . . . .	1 957	19 324	77 713	13	5	1	2	1	1	—	2	1	—
3339	Other general purpose machinery mfg . . . . .	(G)	(D)	(D)	6	1	1	—	—	1	—	2	1	—
33392	Material handling equipment mfg . . . . .	(E)	(D)	(D)	2	1	—	—	—	—	—	1	—	—
33399	All other general purpose machinery mfg . . . . .	(G)	(D)	(D)	4	—	1	—	—	1	—	1	1	—
334	Computer & electronic product mfg . . . . .	2 582	30 078	115 772	10	3	2	1	1	—	1	—	1	1
3341	Computer & peripheral equipment mfg . . . . .	(G)	(D)	(D)	3	2	—	—	—	—	—	—	—	1
33411	Computer & peripheral equipment mfg . . . . .	(G)	(D)	(D)	3	2	—	—	—	—	—	—	—	1
3344	Semiconductor & oth electronic component mfg . . . . .	(E)	(D)	(D)	4	1	1	—	1	—	1	—	—	—
33441	Semiconductor & oth electronic component mfg . . . . .	(E)	(D)	(D)	4	1	1	—	1	—	1	—	—	—
3345	Nav, measuring, medical, control instruments mfg . . . . .	(F)	(D)	(D)	2	—	1	—	—	—	—	—	1	—
33451	Nav, measuring, medical, control instruments mfg . . . . .	(F)	(D)	(D)	2	—	1	—	—	—	—	—	1	—
335	Electrical equip, appliance & component mfg . . . . .	(C)	(D)	(D)	3	1	—	—	1	—	1	—	—	—
3359	Other electrical equipment & component mfg . . . . .	(C)	(D)	(D)	3	1	—	—	1	—	1	—	—	—
33592	Communication & energy wire & cable mfg . . . . .	(C)	(D)	(D)	2	—	—	—	1	—	1	—	—	—
336	Transportation equipment mfg . . . . .	2 663	28 600	85 929	14	4	1	1	1	—	2	4	—	1
3362	Motor vehicle body & trailer mfg . . . . .	(C)	(D)	(D)	2	—	1	—	—	—	1	—	—	—
33621	Motor vehicle body & trailer mfg . . . . .	(C)	(D)	(D)	2	—	1	—	—	—	1	—	—	—
3363	Motor vehicle parts mfg . . . . .	(G)	(D)	(D)	5	—	—	—	—	—	1	3	—	1
33639	Other motor vehicle parts mfg . . . . .	(G)	(D)	(D)	5	—	—	—	—	—	1	3	—	1
3364	Aerospace product & parts mfg . . . . .	(E)	(D)	(D)	5	2	—	1	1	—	—	1	—	—
33641	Aerospace product & parts mfg . . . . .	(E)	(D)	(D)	5	2	—	1	1	—	—	1	—	—
337	Furniture & related product mfg . . . . .	711	3 872	15 809	16	6	1	4	2	2	—	1	—	—
3371	HH & institutional furniture & kitchen cabinet mfg . . . . .	(C)	(D)	(D)	11	4	1	4	1	1	—	—	—	—
33711	Wood kitchen cabinet & countertop mfg . . . . .	143	893	2 694	8	3	—	3	1	1	—	—	—	—
337110	Wood kitchen cabinet & countertop mfg . . . . .	143	893	2 694	8	3	—	3	1	1	—	—	—	—
3379	Other furniture related product mfg . . . . .	(E)	(D)	(D)	1	—	—	—	—	—	—	1	—	—
33792	Blind & shade mfg . . . . .	(E)	(D)	(D)	1	—	—	—	—	—	—	1	—	—
339	Miscellaneous mfg . . . . .	248	1 494	6 075	33	18	9	3	2	1	—	—	—	—
3399	Other miscellaneous mfg . . . . .	183	1 241	4 981	14	4	6	1	2	1	—	—	—	—
33995	Sign mfg . . . . .	103	861	3 276	4	—	2	—	1	1	—	—	—	—
339950	Sign mfg . . . . .	103	861	3 276	4	—	2	—	1	1	—	—	—	—
<b>42</b>	<b>Wholesale trade . . . . .</b>	<b>3 146</b>	<b>25 954</b>	<b>101 076</b>	<b>216</b>	<b>95</b>	<b>57</b>	<b>38</b>	<b>20</b>	<b>4</b>	<b>1</b>	<b>—</b>	<b>—</b>	<b>1</b>
421	Wholesale trade, durable goods . . . . .	1 216	9 726	39 170	137	59	37	28	11	2	—	—	—	—
4211	Motor vehicle, motor vehicle pt & supply whsle . . . . .	145	979	4 093	23	9	6	8	—	—	—	—	—	—
4214	Professional & commercial equip & supp whsle . . . . .	154	1 464	6 379	21	8	7	4	2	—	—	—	—	—
4216	Electrical goods whsle . . . . .	128	1 123	4 580	10	4	3	2	—	1	—	—	—	—
42161	Elec equip, wiring supp, const material whsle . . . . .	(C)	(D)	(D)	7	3	2	1	—	1	—	—	—	—
4217	Hardware, plumb & heating equip & sup whsle . . . . .	118	755	3 078	13	5	5	2	1	—	—	—	—	—
4218	Machinery, equipment & supplies whsle . . . . .	323	3 234	12 440	30	9	11	6	4	—	—	—	—	—
42183	Industrial machinery & equipment whsle . . . . .	142	1 345	5 156	9	2	2	2	3	—	—	—	—	—
421830	Industrial machinery & equipment whsle . . . . .	142	1 345	5 156	9	2	2	2	3	—	—	—	—	—
4219	Miscellaneous durable goods whsle . . . . .	140	821	3 097	19	13	1	2	3	—	—	—	—	—
42193	Recyclable material whsle . . . . .	109	606	2 226	6	1	—	2	3	—	—	—	—	—
421930	Recyclable material whsle . . . . .	109	606	2 226	6	1	—	2	3	—	—	—	—	—
422	Wholesale trade, nondurable goods . . . . .	1 930	16 228	61 906	79	36	20	10	9	2	1	—	—	1
4224	Grocery & related product whsle . . . . .	1 436	12 204	45 461	25	13	3	4	2	1	1	—	—	1
42241	General line grocery whsle . . . . .	(G)	(D)	(D)	2	1	—	—	—	—	—	—	—	1
42249	Other grocery & related products whsle . . . . .	(E)	(D)	(D)	13	7	1	3	—	1	1	—	—	—
4228	Beer, wine, distilled alcoholic beverage whsle . . . . .	120	941	3 851	3	—	—	—	2	1	—	—	—	—
42281	Beer & ale whsle . . . . .	120	941	3 851	3	—	—	—	2	1	—	—	—	—
422810	Beer & ale whsle . . . . .	120	941	3 851	3	—	—	—	2	1	—	—	—	—

See footnotes at end of table.

**Table 6. Counties—Employees, Payroll, and Establishments by Industry: 2001—Con.**

[Excludes most government employees, railroad employees, and self-employed persons. Size class 1 to 4 includes establishments with payroll, but no employees, during mid-March pay period. (D) denotes figures withheld to avoid disclosing data for individual companies; the data are included in broader industry totals. Detailed industries with 100 or more employees are shown if industry was not a (D). For explanation of terms, abbreviations, and data reliability/comparability, see introductory text]

NAICS code	Industry	Number of employees for week including March 12	Payroll (\$1,000)		Total number of establishments	Number of establishments by employment-size class								
			First quarter	Annual		1 to 4	5 to 9	10 to 19	20 to 49	50 to 99	100 to 249	250 to 499	500 to 999	1,000 or more
<b>WEBER—Con.</b>														
<b>44-45</b>	<b>Retail trade</b>	<b>11 401</b>	<b>49 242</b>	<b>208 427</b>	<b>675</b>	<b>249</b>	<b>171</b>	<b>148</b>	<b>65</b>	<b>13</b>	<b>27</b>	<b>1</b>	<b>1</b>	<b>-</b>
441	Motor vehicle & parts dealers	1 605	10 276	47 022	101	35	20	26	15	3	2	-	-	-
4411	Automobile dealers	1 008	7 234	33 926	42	17	6	5	9	3	2	-	-	-
44111	New car dealers	737	5 373	24 128	18	4	2	3	4	3	2	-	-	-
441110	New car dealers	737	5 373	24 128	18	4	2	3	4	3	2	-	-	-
44112	Used car dealers	271	1 861	9 798	24	13	4	2	5	-	-	-	-	-
441120	Used car dealers	271	1 861	9 798	24	13	4	2	5	-	-	-	-	-
4413	Automotive parts, accessories & tire stores	499	2 425	10 113	49	15	11	18	5	-	-	-	-	-
44131	Automotive parts, accessories & tire stores	311	1 470	6 185	34	13	8	10	3	-	-	-	-	-
441310	Automotive parts, accessories & tire stores	311	1 470	6 185	34	13	8	10	3	-	-	-	-	-
44132	Tire dealers	188	955	3 928	15	2	3	8	2	-	-	-	-	-
441320	Tire dealers	188	955	3 928	15	2	3	8	2	-	-	-	-	-
442	Furniture & home furnishing stores	306	1 981	7 837	31	15	9	6	-	-	1	-	-	-
4421	Furniture stores	222	1 509	5 984	16	8	4	3	-	-	1	-	-	-
44211	Furniture stores	222	1 509	5 984	16	8	4	3	-	-	1	-	-	-
442110	Furniture stores	222	1 509	5 984	16	8	4	3	-	-	1	-	-	-
443	Electronics & appliance stores	235	1 045	4 630	41	24	14	1	1	1	-	-	-	-
4431	Electronics & appliance stores	235	1 045	4 630	41	24	14	1	1	1	-	-	-	-
44311	Appliance, TV & all other electronics stores	179	797	3 585	26	14	10	-	1	1	-	-	-	-
443112	Radio, television & other electronics stores	127	585	2 710	16	10	4	-	1	1	-	-	-	-
444	Bldg material & garden equip & supp dealers	1 152	7 139	30 103	67	17	21	15	9	2	3	-	-	-
4441	Building material & supplies dealers	1 080	6 853	28 704	56	13	16	13	9	2	3	-	-	-
44411	Home centers	(E)	(D)	(D)	6	2	-	-	1	-	3	-	-	-
44419	Other building material dealers	496	3 852	15 843	37	9	11	7	8	2	-	-	-	-
444190	Other building material dealers	496	3 852	15 843	37	9	11	7	8	2	-	-	-	-
445	Food & beverage stores	2 095	7 675	31 371	58	22	9	10	3	3	11	-	-	-
4451	Grocery stores	1 935	7 193	28 892	33	9	3	5	2	3	11	-	-	-
44511	Grocery (except convenience) stores	1 894	7 096	28 392	26	5	2	3	2	3	11	-	-	-
445110	Grocery (except convenience) stores	1 894	7 096	28 392	26	5	2	3	2	3	11	-	-	-
4452	Specialty food stores	(C)	(D)	(D)	19	12	3	3	1	-	-	-	-	-
446	Health & personal care stores	358	1 515	6 263	52	24	14	11	3	-	-	-	-	-
4461	Health & personal care stores	358	1 515	6 263	52	24	14	11	3	-	-	-	-	-
44611	Pharmacies & drug stores	142	582	2 835	15	4	5	4	2	-	-	-	-	-
446110	Pharmacies & drug stores	142	582	2 835	15	4	5	4	2	-	-	-	-	-
447	Gasoline stations	860	2 506	10 483	74	16	17	32	8	1	-	-	-	-
4471	Gasoline stations	860	2 506	10 483	74	16	17	32	8	1	-	-	-	-
44711	Gasoline stations with convenience stores	726	1 955	8 251	63	11	16	29	7	-	-	-	-	-
447110	Gasoline stations with convenience stores	726	1 955	8 251	63	11	16	29	7	-	-	-	-	-
44719	Other gasoline stations	134	551	2 232	11	5	1	3	1	1	-	-	-	-
447190	Other gasoline stations	134	551	2 232	11	5	1	3	1	1	-	-	-	-
448	Clothing & clothing accessories stores	578	1 795	7 131	80	29	31	16	4	-	-	-	-	-
4481	Clothing stores	405	1 039	4 161	50	18	17	11	4	-	-	-	-	-
44814	Family clothing stores	171	395	1 711	12	4	2	3	3	-	-	-	-	-
448140	Family clothing stores	171	395	1 711	12	4	2	3	3	-	-	-	-	-
4483	Jewelry, luggage & leather goods stores	101	512	1 962	15	4	6	5	-	-	-	-	-	-
44831	Jewelry stores	101	512	1 962	15	4	6	5	-	-	-	-	-	-
448310	Jewelry stores	101	512	1 962	15	4	6	5	-	-	-	-	-	-
451	Sporting goods, hobby, book & music stores	659	2 139	8 692	55	16	14	15	10	-	-	-	-	-
4511	Sporting goods, hobby, musical instrument stores	494	1 627	6 602	37	9	9	11	8	-	-	-	-	-
45111	Sporting goods stores	198	639	2 608	17	5	3	6	3	-	-	-	-	-
451110	Sporting goods stores	198	639	2 608	17	5	3	6	3	-	-	-	-	-
45112	Hobby, toy & game stores	179	488	2 044	9	1	4	-	4	-	-	-	-	-
451120	Hobby, toy & game stores	179	488	2 044	9	1	4	-	4	-	-	-	-	-
4512	Book, periodical & music stores	165	512	2 090	18	7	5	4	2	-	-	-	-	-
452	General merchandise stores	2 605	9 585	40 779	24	4	1	5	1	2	9	1	1	-
4521	Department stores	1 800	6 276	26 245	10	1	-	-	-	1	6	1	1	-
45211	Department stores	1 800	6 276	26 245	10	1	-	-	-	1	6	1	1	-
452110	Department stores	1 800	6 276	26 245	10	1	-	-	-	1	6	1	1	-
4529	Other general merchandise stores	805	3 309	14 534	14	3	1	5	1	1	3	-	-	-
45291	Warehouse clubs & superstores	(F)	(D)	(D)	3	-	-	-	-	-	3	-	-	-
45299	All other general merchandise stores	(C)	(D)	(D)	11	3	1	5	1	1	-	-	-	-
453	Miscellaneous store retailers	543	1 550	6 524	71	35	18	9	9	-	-	-	-	-
4531	Florists	112	312	1 220	14	6	5	1	2	-	-	-	-	-
45311	Florists	112	312	1 220	14	6	5	1	2	-	-	-	-	-
453110	Florists	112	312	1 220	14	6	5	1	2	-	-	-	-	-
4532	Office supplies, stationery & gift stores	242	731	3 004	31	14	8	5	4	-	-	-	-	-
45321	Office supplies & stationery stores	108	332	1 368	8	2	1	2	3	-	-	-	-	-
453210	Office supplies & stationery stores	108	332	1 368	8	2	1	2	3	-	-	-	-	-
45322	Gift, novelty & souvenir stores	134	399	1 636	23	12	7	3	1	-	-	-	-	-
453220	Gift, novelty & souvenir stores	134	399	1 636	23	12	7	3	1	-	-	-	-	-
4539	Other miscellaneous store retailers	107	263	1 369	19	11	4	3	1	-	-	-	-	-
454	Nonstore retailers	405	2 036	7 592	21	12	3	2	2	1	1	-	-	-
4543	Direct selling establishments	(E)	(D)	(D)	14	7	3	-	2	1	1	-	-	-
45439	Other direct selling establishments	359	1 835	6 686	12	7	1	-	2	1	1	-	-	-
454390	Other direct selling establishments	359	1 835	6 686	12	7	1	-	2	1	1	-	-	-

See footnotes at end of table.

**Table 6. Counties—Employees, Payroll, and Establishments by Industry: 2001—Con.**

[Excludes most government employees, railroad employees, and self-employed persons. Size class 1 to 4 includes establishments with payroll, but no employees, during mid-March pay period. (D) denotes figures withheld to avoid disclosing data for individual companies; the data are included in broader industry totals. Detailed industries with 100 or more employees are shown if industry was not a (D). For explanation of terms, abbreviations, and data reliability/comparability, see introductory text]

NAICS code	Industry	Number of employees for week including March 12	Payroll (\$1,000)		Total number of establishments	Number of establishments by employment-size class								
			First quarter	Annual		1 to 4	5 to 9	10 to 19	20 to 49	50 to 99	100 to 249	250 to 499	500 to 999	1,000 or more
<b>WEBER—Con.</b>														
<b>48-49</b>	<b>Transportation &amp; warehousing</b>	<b>925</b>	<b>5 098</b>	<b>22 876</b>	<b>105</b>	<b>72</b>	<b>14</b>	<b>6</b>	<b>8</b>	<b>4</b>	<b>1</b>			
484	Truck transportation	383	2 477	11 754	73	53	11	2	6	1				
4841	General freight trucking	217	1 476	7 441	50	40	5	2	2	1				
48412	General freight trucking, long-distance	196	1 353	6 884	42	34	3	2	2	1				
4842	Specialized freight trucking	166	1 001	4 313	23	13	6		4					
488	Transportation support activities	186	1 552	6 264	15	9	2	1	1	2				
4881	Air transportation support activities	(C)	(D)	(D)	4	1	1		1	1				
492	Couriers & messengers	240	675	2 843	4	2				1	1			
4921	Couriers	(C)	(D)	(D)	2					1	1			
49211	Couriers	(C)	(D)	(D)	2					1	1			
<b>51</b>	<b>Information</b>	<b>1 062</b>	<b>8 994</b>	<b>33 210</b>	<b>51</b>	<b>26</b>	<b>11</b>	<b>5</b>	<b>5</b>	<b>2</b>	<b>1</b>	<b>1</b>		
511	Publishing industries	572	4 028	14 949	11	5	1	1	2	1		1		
5111	Newspaper, periodical, book, database publishers	525	3 697	13 681	6	2		1	1	1		1		
51111	Newspaper publishers	(E)	(D)	(D)	2	1						1		
51119	Other publishers	(C)	(D)	(D)	3			1	1	1				
512	Motion picture & sound recording industries	111	395	1 444	7	3	1	1	1	1				
5121	Motion picture & video industries	111	395	1 444	7	3	1	1	1	1				
51213	Motion picture & video exhibition	(C)	(D)	(D)	5	1	1	1	1	1				
513	Broadcasting & telecommunications	354	4 336	15 645	25	13	6	3	2		1			
5132	Cable networks & program distribution	(C)	(D)	(D)	3	2					1			
51322	Cable & other program distribution	(C)	(D)	(D)	3	2					1			
5133	Telecommunications	(C)	(D)	(D)	19	10	4	3	2					
51331	Wired telecommunications carriers	(C)	(D)	(D)	10	6		2	2					
<b>52</b>	<b>Finance &amp; insurance</b>	<b>2 601</b>	<b>22 916</b>	<b>85 880</b>	<b>308</b>	<b>189</b>	<b>66</b>	<b>33</b>	<b>13</b>	<b>3</b>	<b>3</b>	<b>1</b>		
522	Credit intermediation & related activities	1 959	15 864	60 733	156	69	50	24	6	3	3	1		
5221	Depository credit intermediation	1 518	12 927	47 952	83	21	31	21	5	2	2	1		
52211	Commercial banking	(F)	(D)	(D)	38	8	16	10	1	1	2			
52213	Credit unions	829	5 683	23 326	35	9	10	10	4	1		1		
522130	Credit unions	829	5 683	23 326	35	9	10	10	4	1		1		
5222	Nondepository credit intermediation	197	1 556	7 183	44	26	15	2	1					
52229	Other nondepository credit intermediation	(C)	(D)	(D)	42	26	14	2						
5223	Activities related to credit intermediation	244	1 381	5 598	29	22	4	1		1				
52231	Mortgage & nonmortgage brokers	139	955	3 901	21	18	1	1						
522310	Mortgage & nonmortgage brokers	139	955	3 901	21	18	1	1						
52239	Other credit intermediation activities	(C)	(D)	(D)	7	4	2			1				
523	Security, commodity contracts & like activity	173	3 338	10 643	45	38	1	3	3					
5231	Scrtcy & comdty contracts intermed & brokerage	122	2 987	8 531	19	15		1	3					
524	Insurance carriers & related activities	469	3 714	14 504	107	82	15	6	4					
5241	Insurance carriers	185	2 052	7 600	13	3	4	3	3					
52411	Direct life, health, medical insurance carriers	112	1 064	4 038	8	2	3	1	2					
5242	Agencies & other insurance related activities	284	1 662	6 904	94	79	11	3	1					
52421	Insurance agencies & brokerages	259	1 448	6 048	87	73	11	2	1					
524210	Insurance agencies & brokerages	259	1 448	6 048	87	73	11	2	1					
<b>53</b>	<b>Real estate &amp; rental &amp; leasing</b>	<b>765</b>	<b>3 522</b>	<b>14 596</b>	<b>204</b>	<b>153</b>	<b>32</b>	<b>15</b>	<b>3</b>	<b>1</b>				
531	Real estate	503	2 345	9 564	161	132	20	6	2	1				
5311	Lessors of real estate	179	631	2 573	49	35	11	1	2					
53111	Lessors of residential buildings & dwellings	100	356	1 542	23	17	3	1	2					
531110	Lessors of residential buildings & dwellings	100	356	1 542	23	17	3	1	2					
5312	Offices of real estate agents & brokers	161	817	3 680	83	73	7	3						
53121	Offices of real estate agents & brokers	161	817	3 680	83	73	7	3						
531210	Offices of real estate agents & brokers	161	817	3 680	83	73	7	3						
5313	Activities related to real estate	163	897	3 311	29	24	2	2		1				
53131	Real estate property managers	144	784	2 767	14	10	1	2		1				
531312	Nonresidential property managers	110	645	2 229	5	3		1		1				
532	Rental & leasing services	(C)	(D)	(D)	42	21	12	9						
5322	Consumer goods rental	120	245	1 086	16	7	1	8						
53223	Video tape & disc rental	104	193	888	11	3		8						
532230	Video tape & disc rental	104	193	888	11	3		8						
<b>54</b>	<b>Professional, scientific &amp; technical services</b>	<b>4 469</b>	<b>30 096</b>	<b>122 559</b>	<b>355</b>	<b>227</b>	<b>58</b>	<b>37</b>	<b>22</b>	<b>3</b>	<b>6</b>	<b>1</b>		<b>1</b>
541	Professional, scientific & technical services	4 469	30 096	122 559	355	227	58	37	22	3	6	1		1
5411	Legal services	317	2 001	9 437	88	65	15	6	2					
54111	Offices of lawyers	257	1 612	6 877	80	62	12	5	1					
541110	Offices of lawyers	257	1 612	6 877	80	62	12	5	1					
5412	Accounting, tax prep, bookkeep, payroll services	586	2 921	12 194	51	29	12	5	2		3			
54121	Accounting, tax prep, bookkeep, payroll services	586	2 921	12 194	51	29	12	5	2		3			
541211	Offices of certified public accountants	176	1 807	7 460	29	14	9	5	1					
541219	Other accounting services	120	231	1 139	11	8	2				1			
5413	Architectural, engineering & related services	542	3 581	17 407	55	32	8	8	5	1	1			
54133	Engineering services	357	2 891	14 177	34	17	4	7	5	1				
541330	Engineering services	357	2 891	14 177	34	17	4	7	5	1				
54135	Building inspection services	(C)	(D)	(D)	3	2					1			
5415	Computer systems design & related services	385	3 746	15 417	38	26	5	1	5		1			
54151	Computer systems design & related services	385	3 746	15 417	38	26	5	1	5		1			
541511	Custom computer programming services	156	1 644	6 870	21	14	3		3					
541512	Computer systems design services	206	1 962	8 076	9	6			2		1			

See footnotes at end of table.



**Table 6. Counties—Employees, Payroll, and Establishments by Industry: 2001—Con.**

[Excludes most government employees, railroad employees, and self-employed persons. Size class 1 to 4 includes establishments with payroll, but no employees, during mid-March pay period. (D) denotes figures withheld to avoid disclosing data for individual companies; the data are included in broader industry totals. Detailed industries with 100 or more employees are shown if industry was not a (D). For explanation of terms, abbreviations, and data reliability/comparability, see introductory text]

NAICS code	Industry	Number of employees for week including March 12	Payroll (\$1,000)		Total number of establishments	Number of establishments by employment-size class								
			First quarter	Annual		1 to 4	5 to 9	10 to 19	20 to 49	50 to 99	100 to 249	250 to 499	500 to 999	1,000 or more
<b>WEBER—Con.</b>														
<b>54</b>	<b>Professional, scientific &amp; technical services—Con.</b>													
541	Professional, scientific & technical services—Con.													
5416	Management, sci & tech consulting services	1 528	8 106	27 587	47	34	6	4	2	—	—	—	—	1
54161	Management consulting services	1 493	7 822	26 472	35	25	5	2	2	—	—	—	—	1
5417	Scientific R&D services	(F)	(D)	(D)	10	5	1	1	—	1	1	1	—	—
54171	R&D in physical, engineering & life sciences	(F)	(D)	(D)	9	4	1	1	—	1	1	1	—	—
5418	Advertising & related services	162	818	3 667	18	11	3	2	1	1	—	—	—	—
5419	Oth professional, scientific, technical services	337	1 085	5 416	41	20	8	9	4	—	—	—	—	—
54192	Photographic services	160	523	2 943	16	6	3	5	2	—	—	—	—	—
<b>55</b>	<b>Management of companies &amp; enterprises</b>	<b>1 416</b>	<b>18 410</b>	<b>65 133</b>	<b>22</b>	<b>10</b>	<b>1</b>	<b>3</b>	<b>—</b>	<b>4</b>	<b>2</b>	<b>1</b>	<b>1</b>	<b>—</b>
551	Management of companies & enterprises	1 416	18 410	65 133	22	10	1	3	—	4	2	1	1	—
5511	Management of companies & enterprises	1 416	18 410	65 133	22	10	1	3	—	4	2	1	1	—
55111	Management of companies & enterprises	1 416	18 410	65 133	22	10	1	3	—	4	2	1	1	—
551114	Corp, subsidiary & regional managing offices	1 409	18 384	65 047	17	5	1	3	—	4	2	1	1	—
<b>56</b>	<b>Admin, support, waste mgt, remediation services</b>	<b>4 057</b>	<b>14 554</b>	<b>65 350</b>	<b>213</b>	<b>128</b>	<b>25</b>	<b>26</b>	<b>19</b>	<b>7</b>	<b>5</b>	<b>2</b>	<b>1</b>	<b>—</b>
561	Administrative & support services	3 942	13 739	61 736	205	124	25	25	16	7	5	2	1	—
5611	Office administrative services	490	1 818	8 151	20	13	4	—	2	—	—	1	—	—
56111	Office administrative services	490	1 818	8 151	20	13	4	—	2	—	—	1	—	—
561110	Office administrative services	490	1 818	8 151	20	13	4	—	2	—	—	1	—	—
5613	Employment services	1 553	6 825	30 658	20	2	1	2	4	6	4	1	—	—
56132	Temporary help services	(G)	(D)	(D)	18	1	1	2	3	6	4	1	—	—
5614	Business support services	316	2 405	8 096	21	8	2	6	4	1	—	—	—	—
56144	Collection agencies	175	1 062	4 344	5	—	1	1	2	1	—	—	—	—
561440	Collection agencies	175	1 062	4 344	5	—	1	1	2	1	—	—	—	—
5617	Services to buildings & dwellings	615	1 447	8 502	111	82	15	9	4	—	1	—	—	—
56172	Janitorial services	412	977	4 232	41	26	7	3	4	—	1	—	—	—
561720	Janitorial services	412	977	4 232	41	26	7	3	4	—	1	—	—	—
56173	Landscaping services	143	269	3 262	53	43	5	5	—	—	—	—	—	—
561730	Landscaping services	143	269	3 262	53	43	5	5	—	—	—	—	—	—
5619	Other support services	763	473	2 398	9	6	1	—	1	—	—	—	1	—
56199	All other support services	(F)	(D)	(D)	8	6	—	—	1	—	—	—	1	—
562	Waste management & remediation services	115	815	3 614	8	4	—	1	3	—	—	—	—	—
<b>61</b>	<b>Educational services</b>	<b>398</b>	<b>1 734</b>	<b>7 648</b>	<b>32</b>	<b>18</b>	<b>6</b>	<b>3</b>	<b>2</b>	<b>3</b>	<b>—</b>	<b>—</b>	<b>—</b>	<b>—</b>
611	Educational services	398	1 734	7 648	32	18	6	3	2	3	—	—	—	—
6111	Elementary & secondary schools	215	875	3 674	5	—	1	—	2	2	—	—	—	—
61111	Elementary & secondary schools	215	875	3 674	5	—	1	—	2	2	—	—	—	—
611110	Elementary & secondary schools	215	875	3 674	5	—	1	—	2	2	—	—	—	—
<b>62</b>	<b>Health care and social assistance</b>	<b>8 761</b>	<b>55 557</b>	<b>246 333</b>	<b>474</b>	<b>223</b>	<b>125</b>	<b>72</b>	<b>33</b>	<b>6</b>	<b>13</b>	<b>—</b>	<b>1</b>	<b>1</b>
621	Ambulatory health care services	3 156	22 565	109 727	362	193	99	44	19	1	6	—	—	—
6211	Offices of physicians	1 496	13 876	69 526	136	76	26	16	14	1	3	—	—	—
62111	Offices of physicians	1 496	13 876	69 526	136	76	26	16	14	1	3	—	—	—
621111	Offices of physicians (exc mental health)	1 486	13 846	69 352	131	71	26	16	14	1	3	—	—	—
6212	Offices of dentists	751	4 916	23 468	123	47	54	22	—	—	—	—	—	—
62121	Offices of dentists	751	4 916	23 468	123	47	54	22	—	—	—	—	—	—
621210	Offices of dentists	751	4 916	23 468	123	47	54	22	—	—	—	—	—	—
6213	Offices of other health practitioners	276	1 085	5 049	79	59	16	3	1	—	—	—	—	—
6216	Home health care services	381	1 680	7 494	6	1	—	2	1	—	2	—	—	—
62161	Home health care services	381	1 680	7 494	6	1	—	2	1	—	2	—	—	—
621610	Home health care services	381	1 680	7 494	6	1	—	2	1	—	2	—	—	—
6219	Other ambulatory health care services	169	500	2 089	4	1	—	—	2	—	1	—	—	—
62199	All other ambulatory health care services	(C)	(D)	(D)	2	—	—	—	1	—	1	—	—	—
622	Hospitals	(H)	(D)	(D)	2	—	—	—	—	—	—	—	1	1
6221	General medical & surgical hospitals	(H)	(D)	(D)	2	—	—	—	—	—	—	—	1	1
62211	General medical & surgical hospitals	(H)	(D)	(D)	2	—	—	—	—	—	—	—	1	1
623	Nursing & residential care facilities	1 472	5 997	25 686	40	3	9	13	5	4	6	—	—	—
6231	Nursing care facilities	829	3 911	16 935	8	1	—	—	—	2	5	—	—	—
62311	Nursing care facilities	829	3 911	16 935	8	1	—	—	—	2	5	—	—	—
623110	Nursing care facilities	829	3 911	16 935	8	1	—	—	—	2	5	—	—	—
6232	Residential mental retardation, health facil	323	1 166	4 856	22	—	8	12	1	1	—	—	—	—
62321	Residential mental retardation facilities	323	1 166	4 856	22	—	8	12	1	1	—	—	—	—
623210	Residential mental retardation facilities	323	1 166	4 856	22	—	8	12	1	1	—	—	—	—
6233	Community care facilities for the elderly	(C)	(D)	(D)	7	1	—	1	4	1	—	—	—	—
62331	Community care facilities for the elderly	(C)	(D)	(D)	7	1	—	1	4	1	—	—	—	—
623312	Homes for the elderly	141	353	1 505	5	1	—	—	3	1	—	—	—	—
6239	Other residential care facilities	(C)	(D)	(D)	3	1	1	—	—	—	1	—	—	—
62399	Other residential care facilities	(C)	(D)	(D)	3	1	1	—	—	—	1	—	—	—
624	Social assistance	(F)	(D)	(D)	70	27	17	15	9	1	1	—	—	—
6241	Individual & family services	(E)	(D)	(D)	24	9	6	5	3	—	1	—	—	—
62419	Other individual & family services	236	946	3 876	13	5	4	2	1	—	1	—	—	—
624190	Other individual & family services	236	946	3 876	13	5	4	2	1	—	1	—	—	—
6243	Vocational rehabilitation services	(C)	(D)	(D)	6	1	—	1	4	—	—	—	—	—
62431	Vocational rehabilitation services	(C)	(D)	(D)	6	1	—	1	4	—	—	—	—	—
6244	Child day care services	(E)	(D)	(D)	34	13	10	8	2	1	—	—	—	—
62441	Child day care services	(E)	(D)	(D)	34	13	10	8	2	1	—	—	—	—

See footnotes at end of table.

**Table 6. Counties—Employees, Payroll, and Establishments by Industry: 2001—Con.**

[Excludes most government employees, railroad employees, and self-employed persons. Size class 1 to 4 includes establishments with payroll, but no employees, during mid-March pay period. (D) denotes figures withheld to avoid disclosing data for individual companies; the data are included in broader industry totals. Detailed industries with 100 or more employees are shown if industry was not a (D). For explanation of terms, abbreviations, and data reliability/comparability, see introductory text]

NAICS code	Industry	Number of employees for week including March 12	Payroll (\$1,000)		Total number of establishments	Number of establishments by employment-size class								
			First quarter	Annual		1 to 4	5 to 9	10 to 19	20 to 49	50 to 99	100 to 249	250 to 499	500 to 999	1,000 or more
<b>WEBER—Con.</b>														
<b>71</b>	<b>Arts, entertainment &amp; recreation</b> .....	<b>917</b>	<b>1 703</b>	<b>8 056</b>	<b>54</b>	<b>29</b>	<b>9</b>	<b>7</b>	<b>5</b>	<b>2</b>	<b>1</b>	<b>1</b>	—	—
713	Amusement, gambling & recreation industries ....	(F)	(D)	(D)	45	21	8	7	5	2	1	1	—	—
7139	Other amusement & recreation industries .....	(F)	(D)	(D)	43	19	8	7	5	2	1	1	—	—
71391	Golf courses & country clubs .....	220	550	3 304	12	2	4	2	3	1	—	—	—	—
713910	Golf courses & country clubs .....	220	550	3 304	12	2	4	2	3	1	—	—	—	—
71394	Fitness & recreational sports centers .....	505	578	2 502	18	10	2	3	1	—	1	1	—	—
713940	Fitness & recreational sports centers .....	505	578	2 502	18	10	2	3	1	—	1	1	—	—
<b>72</b>	<b>Accommodation &amp; food services</b> .....	<b>5 937</b>	<b>12 848</b>	<b>53 389</b>	<b>321</b>	<b>94</b>	<b>42</b>	<b>81</b>	<b>83</b>	<b>18</b>	<b>2</b>	<b>1</b>	—	—
721	Accommodation .....	827	2 509	8 653	22	8	2	6	1	3	1	1	—	—
7211	Traveler accommodation .....	821	2 497	8 583	18	4	2	6	1	3	1	1	—	—
72111	Hotels (exc casino hotels) & motels .....	821	2 497	8 583	18	4	2	6	1	3	1	1	—	—
721110	Hotels (exc casino hotels) & motels .....	821	2 497	8 583	18	4	2	6	1	3	1	1	—	—
722	Food services & drinking places .....	5 110	10 339	44 736	299	86	40	75	82	15	1	—	—	—
7221	Full-service restaurants .....	1 986	4 398	18 569	104	28	13	26	30	6	1	—	—	—
72211	Full-service restaurants .....	1 986	4 398	18 569	104	28	13	26	30	6	1	—	—	—
722110	Full-service restaurants .....	1 986	4 398	18 569	104	28	13	26	30	6	1	—	—	—
7222	Limited-service eating places .....	2 768	5 331	22 835	151	32	17	45	50	7	—	—	—	—
72221	Limited-service eating places .....	2 768	5 331	22 835	151	32	17	45	50	7	—	—	—	—
722211	Limited-service restaurants .....	2 569	4 951	21 222	132	25	14	40	46	7	—	—	—	—
722213	Snack & nonalcoholic beverage bars .....	138	226	1 070	14	7	1	3	3	—	—	—	—	—
7223	Special food services .....	145	295	1 975	14	7	3	2	1	—	—	—	—	—
72231	Food service contractors .....	(C)	(D)	(D)	7	2	2	—	1	—	—	—	—	—
7224	Drinking places (alcoholic beverages) .....	211	315	1 357	30	19	7	2	1	1	—	—	—	—
72241	Drinking places (alcoholic beverages) .....	211	315	1 357	30	19	7	2	1	1	—	—	—	—
722410	Drinking places (alcoholic beverages) .....	211	315	1 357	30	19	7	2	1	1	—	—	—	—
<b>81</b>	<b>Other services (except public administration)</b> .....	<b>2 270</b>	<b>9 960</b>	<b>41 883</b>	<b>365</b>	<b>216</b>	<b>82</b>	<b>44</b>	<b>21</b>	<b>2</b>	—	—	—	—
811	Repair & maintenance .....	939	5 109	21 741	173	106	37	22	8	—	—	—	—	—
8111	Automotive repair & maintenance .....	837	4 484	18 722	148	89	33	18	8	—	—	—	—	—
81111	Automotive mechanical & electrical R&M .....	332	1 802	7 572	76	50	19	5	2	—	—	—	—	—
811111	General automotive repair .....	273	1 463	6 090	64	45	13	4	2	—	—	—	—	—
81112	Automotive body, paint, interior & glass repair .....	298	2 001	8 150	40	21	9	6	4	—	—	—	—	—
811121	Automotive body, paint & interior R&M .....	236	1 529	6 145	32	17	6	6	3	—	—	—	—	—
81119	Other automotive R&M .....	207	681	3 000	32	18	5	7	2	—	—	—	—	—
811191	Automotive oil change & lubrication shops ..	122	462	1 873	12	2	3	6	1	—	—	—	—	—
812	Personal & laundry services .....	759	2 742	11 717	99	59	19	11	8	2	—	—	—	—
8121	Personal care services .....	307	726	3 067	49	28	13	4	4	—	—	—	—	—
81211	Hair, nail & skin care services .....	240	644	2 752	40	25	9	3	3	—	—	—	—	—
812112	Beauty salons .....	240	644	2 752	40	25	9	3	3	—	—	—	—	—
8123	Drycleaning & laundry services .....	287	1 100	4 720	22	12	2	5	1	2	—	—	—	—
81232	Drycleaning & laundry services (exc coin-op) ..	116	282	1 223	18	11	2	4	1	—	—	—	—	—
812320	Drycleaning & laundry services (exc coin-op) ..	116	282	1 223	18	11	2	4	1	—	—	—	—	—
81233	Linen & uniform supply .....	(C)	(D)	(D)	2	—	—	—	—	2	—	—	—	—
813	Religious, grantmaking, civic, prof & like organizations .....	572	2 109	8 425	93	51	26	11	5	—	—	—	—	—
8131	Religious organizations .....	(C)	(D)	(D)	39	22	12	2	3	—	—	—	—	—
81311	Religious organizations .....	(C)	(D)	(D)	39	22	12	2	3	—	—	—	—	—
8134	Civic & social organizations .....	183	562	2 437	23	9	9	3	2	—	—	—	—	—
81341	Civic & social organizations .....	183	562	2 437	23	9	9	3	2	—	—	—	—	—
813410	Civic & social organizations .....	183	562	2 437	23	9	9	3	2	—	—	—	—	—
8139	Business, labor, political, like organizations ..	105	502	2 077	25	16	5	4	—	—	—	—	—	—
<b>95</b>	<b>Auxiliaries (exc corporate, subsidiary &amp; regional mgt)</b> .....	<b>270</b>	<b>1 945</b>	<b>7 663</b>	<b>6</b>	<b>2</b>	—	<b>1</b>	<b>1</b>	<b>1</b>	<b>1</b>	—	—	—
<b>99</b>	<b>Unclassified establishments</b> .....	<b>(B)</b>	<b>(D)</b>	<b>(D)</b>	<b>45</b>	<b>43</b>	<b>2</b>	—	—	—	—	—	—	—
<b>STATEWIDE</b>														
	<b>Total</b> .....	<b>7 129</b>	<b>53 235</b>	<b>212 854</b>	<b>62</b>	<b>24</b>	<b>9</b>	<b>8</b>	<b>10</b>	<b>3</b>	<b>4</b>	<b>1</b>	<b>1</b>	<b>2</b>
<b>21</b>	<b>Mining</b> .....	<b>1 561</b>	<b>17 277</b>	<b>73 995</b>	<b>37</b>	<b>12</b>	<b>4</b>	<b>5</b>	<b>8</b>	<b>3</b>	<b>4</b>	<b>1</b>	—	—
211	Oil & gas extraction .....	296	5 310	18 219	13	3	1	2	6	1	—	—	—	—
2111	Oil & gas extraction .....	296	5 310	18 219	13	3	1	2	6	1	—	—	—	—
21111	Oil & gas extraction .....	296	5 310	18 219	13	3	1	2	6	1	—	—	—	—
211111	Crude petroleum & natural gas extraction ..	296	5 310	18 219	13	3	1	2	6	1	—	—	—	—
213	Mining support activities .....	1 265	11 967	55 776	24	9	3	3	2	2	4	1	—	—
2131	Mining support activities .....	1 265	11 967	55 776	24	9	3	3	2	2	4	1	—	—
21311	Mining support activities .....	1 265	11 967	55 776	24	9	3	3	2	2	4	1	—	—
213112	Oil & gas operations support activities .....	493	5 597	22 573	12	6	1	1	1	—	3	—	—	—
<b>42</b>	<b>Wholesale trade</b> .....	<b>21</b>	<b>509</b>	<b>1 563</b>	<b>7</b>	<b>6</b>	—	<b>1</b>	—	—	—	—	—	—
<b>44-45</b>	<b>Retail trade</b> .....	<b>(A)</b>	<b>(D)</b>	<b>(D)</b>	<b>1</b>	—	<b>1</b>	—	—	—	—	—	—	—
<b>48-49</b>	<b>Transportation &amp; warehousing</b> .....	<b>(A)</b>	<b>(D)</b>	<b>(D)</b>	<b>2</b>	<b>1</b>	<b>1</b>	—	—	—	—	—	—	—
<b>51</b>	<b>Information</b> .....	<b>(A)</b>	<b>(D)</b>	<b>(D)</b>	<b>1</b>	—	—	<b>1</b>	—	—	—	—	—	—
<b>52</b>	<b>Finance &amp; insurance</b> .....	<b>(B)</b>	<b>(D)</b>	<b>(D)</b>	<b>3</b>	<b>2</b>	—	<b>1</b>	—	—	—	—	—	—
<b>54</b>	<b>Professional, scientific &amp; technical services</b> .....	<b>16</b>	<b>171</b>	<b>701</b>	<b>3</b>	<b>1</b>	<b>2</b>	—	—	—	—	—	—	—

See footnotes at end of table.

**Table 6. Counties—Employees, Payroll, and Establishments by Industry: 2001—Con.**

[Excludes most government employees, railroad employees, and self-employed persons. Size class 1 to 4 includes establishments with payroll, but no employees, during mid-March pay period. (D) denotes figures withheld to avoid disclosing data for individual companies; the data are included in broader industry totals. Detailed industries with 100 or more employees are shown if industry was not a (D). For explanation of terms, abbreviations, and data reliability/comparability, see introductory text]

NAICS code	Industry	Number of employees for week including March 12	Payroll (\$1,000)		Total number of establishments	Number of establishments by employment-size class								
			First quarter	Annual		1 to 4	5 to 9	10 to 19	20 to 49	50 to 99	100 to 249	250 to 499	500 to 999	1,000 or more
<b>56</b>	<b>STATEWIDE—Con.</b>													
	<b>Admin, support, waste mgt, remediation services.....</b>	<b>5 470</b>	<b>33 584</b>	<b>132 854</b>	<b>7</b>	<b>2</b>	—	—	<b>2</b>	—	—	—	<b>1</b>	<b>2</b>
561	Administrative & support services .....	5 470	33 584	132 854	7	2	—	—	2	—	—	—	1	2
5613	Employment services.....	5 425	33 138	131 032	4	1	—	—	—	—	—	—	1	2
56131	Employment placement agencies .....	(H)	(D)	(D)	1	—	—	—	—	—	—	—	—	1
56133	Employee leasing services .....	(G)	(D)	(D)	2	—	—	—	—	—	—	—	1	1
<b>61</b>	<b>Educational services.....</b>	<b>(A)</b>	<b>(D)</b>	<b>(D)</b>	<b>1</b>	—	<b>1</b>	—	—	—	—	—	—	—

Note: Employment-size classes are indicated as follows: A—0 to 19; B—20 to 99; C—100 to 249; E—250 to 499; F—500 to 999; G—1,000 to 2,499; H—2,500 to 4,999; I—5,000 to 9,999; J—10,000 to 24,999; K—25,000 to 49,999; L—50,000 to 99,999; M—100,000 or more.

## **Description of Publications Issued in Previous Years**

### **1974 through 2000**

Data are provided for mid-March employment, first-quarter and annual payrolls, and establishments, by industry, for each county in the state and, in a separate report, for the United States. Data are included for every industry having a significant number of employees or establishments. Refer to General Explanation for a description of the types of employment covered.

### **1964 through 1973**

Data are provided for first-quarter reporting units, employment, and taxable payrolls for each county and metropolitan area in the state and, in a separate report, for the United States. Data are included for every industry having a significant number of employees or reporting units.

### **1959 and 1962**

Data are provided for first-quarter reporting units, employment, and taxable payrolls for each county in the state and, in a separate report, for the United States. Data are included for every industry having a significant number of employees or reporting units. Data are combined for some counties in eight states.

### **1956**

Data are provided for first-quarter reporting units, employment, and taxable payrolls for each county in the state and, in a separate report, for the United States. Data are included for SIC economic divisions, major groups, and selected three-digit SICs. Data are combined for some counties in eight states.

### **1949 and 1950**

Data are provided for first-quarter manufacturing establishments, employment, and taxable payrolls for each large county in the state and, in a separate report, for the United States. Data are included for manufacturing major industry groups and selected three-digit SICs. Manufacturing totals are included for small counties. Data are combined for some counties in eight states.

### **1947, 1948, 1951, and 1953**

Data are provided for first-quarter reporting units, employment, and taxable payrolls for each large county in the state and, in a separate report, for the United States. Data are included for SIC economic divisions, major groups, and selected three-digit SICs. Economic division totals are included for small counties. Data are combined for some counties in eight states.

### **1946**

Data are provided for first-quarter reporting units, employment, and taxable payrolls for each large county in the state and, in a separate report, for the United States. Data are included for SIC economic divisions and major groups. Economic division totals are included for small counties. Data are combined for some counties in eight states.

### **Availability**

The most recent edition of County Business Patterns can be examined on the Internet at [www.census.gov](http://www.census.gov). Editions prior to 1993 are available in depository libraries for Federal publications, which are conveniently located in all areas of the country.

For information on the coverage of individual series, write to Chief, Economic Planning and Coordination Division, U.S. Census Bureau, Washington, DC 20233.