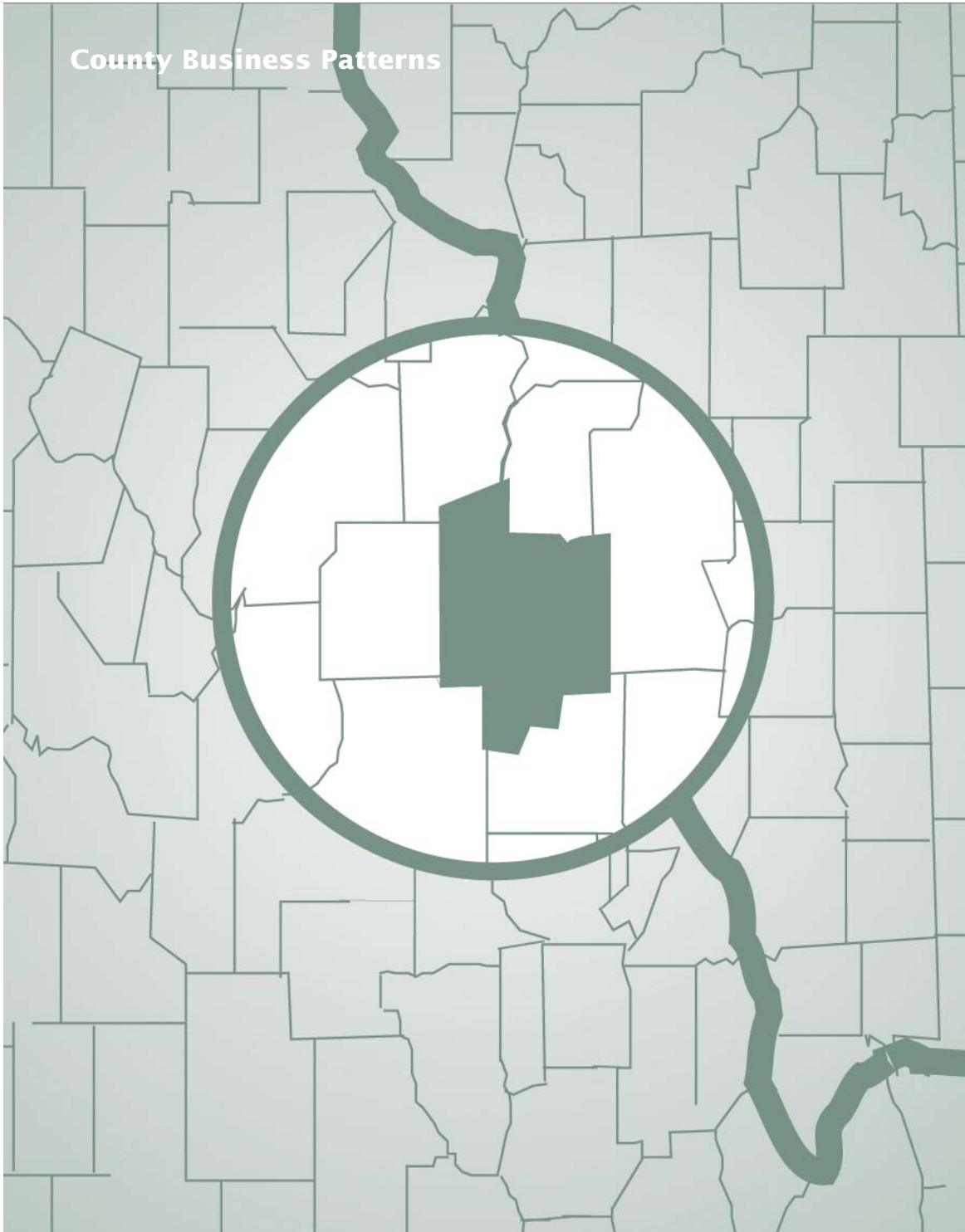


# Minnesota: 2001

Issued April 2003

CBP/01-25



U S C E N S U S B U R E A U

*Helping You Make Informed Decisions*

U.S. Department of Commerce  
Economics and Statistics Administration  
U.S. CENSUS BUREAU



## ACKNOWLEDGMENTS

This report was prepared under the general direction of **Carl A. Konschnik**, Assistant Division Chief for Research and Methodology, Economic Planning and Coordination Division. **Paul Hanczaryk**, Chief, Register Analysis Branch, supervised the preparation of this report and was assisted by **Phil Thompson**, and **Gerald Feuer**. **Joel Fowler**, **Yolanda Funderburk**, **Mary Green**, **Dameka Hemsley**, **Mary Hogan**, **Lavelle Lee**, **Lillian Moy**, **Alan Pines**, and **Jon Youngman** contributed in resolving establishment processing problems and in data analysis.

Additional data analysis was provided by the staffs of **Lawrence A. Blum**, Assistant Division Chief for Collection Activities, Economic Planning and Coordination Division, assisted by **David Eade**; and **Carlene Bottorff**, Chief, Economic Projects Branch, National Processing Center, assisted by **Marsha Sowders** and **Anita Coomes**. Statistical methodology and quality assurance operations were performed by **Ken Sausman**, **Michael Kornbau**, **Thomas Cevis**, **Michelle Vile**, and **Marilyn Italiano**.

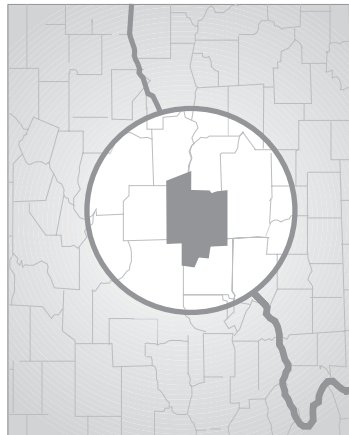
**Steven McCraith**, Chief, Census Related Surveys Branch, Economic Statistical Methods and Programming Division, assisted by **Dan Vacca**, supervised computer support operations. **Ed Carr** was assigned primary responsibility for programming this report. **Jerry Richards** and **Bob Penrod** provided additional support for computer operations.

**David Chapman** of the Economic Statistical Methods and Programming Division contributed to the editing system and provided other methodological improvements.

**Kim D. Ottenstein** and **Bernadette J. Beasley**, of the Administrative and Customer Services Division, **Walter C. Odom**, Chief, provided publications and printing management, graphics design and composition, and editorial review for print and electronic media. General direction and production management were provided by **James R. Clark**, Assistant Division Chief, Publications Services Branch.

Special acknowledgment is also due the many businesses whose cooperation has contributed to the publication of these data.

## County Business Patterns



**U.S. Department of Commerce**

**Donald L. Evans,**

Secretary

**Samuel W. Bodman,**

Deputy Secretary

**Economics  
and Statistics  
Administration**

**Kathleen B. Cooper,**

Under Secretary for  
Economic Affairs

**U.S. CENSUS BUREAU**  
**Charles Louis Kincannon,**

Director

---

SUGGESTED CITATION

U.S. Census Bureau,  
County Business Patterns 2001

**MINNESOTA**

Washington, DC,  
2003



**Economics  
and Statistics  
Administration**

**Kathleen B. Cooper,**  
Under Secretary  
for Economic Affairs



**U.S. CENSUS BUREAU**  
**Charles Louis Kincannon,**  
Director

**Hermann Habermann,**  
Deputy Director and  
Chief Operating Officer

**Vacant,**  
Principal Associate  
Director for Programs

**Frederick T. Knickerbocker,**  
Associate Director  
for Economic Programs

**Thomas L. Mesenbourg,**  
Assistant Director  
for Economic Programs

**Shirin A. Ahmed,**  
Chief, Economic  
Planning and Coordination  
Division

## CONTENTS

---

### General Explanation

Introduction .....	V
Industry Classifications .....	V
Data Products .....	V
Sources of Data .....	VI
Definitions of Basic Data Items .....	VI
Industry and Geography Classifications .....	VII
Comparability With Other Data .....	VII
Data Withheld From Publication .....	VII
Reliability of Data .....	VIII
Abbreviations and Symbols .....	VIII

State Map .....	IX
-----------------	----

### Tables

1. The State—Establishments, Employees, and Payroll by Major Group: 2001 and 2000 .....	1
2. The State—Employees, Payroll, and Establishments by Industry: 2001 .....	3
3. The State—Employees and Annual Payroll by Employment-Size Class: 2001 .....	31
4. The State—Establishments With 1,000 Employees or More by Major Group and Employment-Size Class: 2001 .....	36
5. The State—Employees, Payroll, and Establishments by County: 2001 and 2000 .....	37
6. Counties—Employees, Payroll, and Establishments by Industry: 2001 .....	38

Description of Pubs Issued in Previous Years—Inside Back Cover

# General Explanation

---

## INTRODUCTION

County Business Patterns is an annual series that provides subnational economic data by industry. The series is useful for studying the economic activity of small areas; analyzing economic changes over time; and as a benchmark for statistical series, surveys, and databases between economic censuses. Businesses use the data for analyzing market potential, measuring the effectiveness of sales and advertising programs, setting sales quotas, and developing budgets. Government agencies use the data for administration and planning.

County Business Patterns covers most of the country's economic activity. The series excludes data on self-employed individuals, employees of private households, railroad employees, agricultural production employees, and most government employees.

This series has been published annually since 1964 and at irregular intervals dating back to 1946. The comparability of data over time may be affected by definitional changes in establishments, activity status, and industrial classifications. For more details on these changes, see the section "Comparability With Other Data."

## INDUSTRY CLASSIFICATIONS

Data from the County Business Patterns series are published primarily on the basis of the North American Industry Classification System (NAICS). Earlier County Business Patterns data were published according to the Standard Industrial Classification (SIC) system. While many of the individual NAICS industries correspond directly to industries as defined under the SIC system, most of the aggregate NAICS groupings do not.

Particular care should be taken in comparing data for retail trade, wholesale trade, and manufacturing, which are sector titles used in both NAICS and SIC, but cover somewhat different groups of industries. For more information on NAICS and changes from the SIC system, go to [www.census.gov/epcd/www/naics.html](http://www.census.gov/epcd/www/naics.html)

The 2001 County Business Patterns series includes the following NAICS sectors:

<i>Sector</i>	<i>Description</i>
11	Forestry, Fishing, Hunting, and Agriculture Support
21	Mining
22	Utilities

<i>Sector</i>	<i>Description</i>
23	Construction
31-33	Manufacturing
42	Wholesale Trade
44-45	Retail Trade
48-49	Transportation and Warehousing
51	Information
52	Finance and Insurance
53	Real Estate and Rental and Leasing
54	Professional, Scientific, and Technical Services
55	Management of Companies and Enterprises
56	Administrative and Support and Waste Management and Remediation Services
61	Educational Services
62	Health Care and Social Assistance
71	Arts, Entertainment, and Recreation
72	Accommodation and Food Services
81	Other Services (except Public Administration)
95	Auxiliaries (except corporate, subsidiary, and regional management)
99	Unclassified

County Business Patterns data are tabulated by industry as defined in the manual entitled *North American Industry Classification System: United States, 1997* with some exceptions. Data for auxiliary establishments (except corporate, subsidiary, and regional managing offices) will be tabulated in a separate category (Sector 95).

The 2001 County Business Patterns covers all NAICS industries except crop and animal production (NAICS 111,112), rail transportation (NAICS 482), National Postal Service (NAICS 491), pension, health, welfare, and vacation funds (NAICS 525110, 525120, 525190), trusts, estates, and agency accounts (NAICS 525920), private households (NAICS 814), and public administration (NAICS 92).

## DATA PRODUCTS

### Reports

The County Business Patterns data series includes a separate printed report for each state, the District of Columbia, Puerto Rico, and the United States. Individual state reports present payroll and employment data for the state and counties by industry. The reports also include the number of establishments by industry and employment size class.

---

The United States report presents similar data for the country as a whole. In addition, the U.S. report provides employment and payroll data by employment size class for major industry groups.

Data for industries with fewer than 100 employees, as well as data for detailed industries withheld to avoid disclosing data for individual companies, are not shown in the printed reports. However, these data are available on CD-ROM and other computer products.

### **Electronic Data Formats**

County Business Patterns series data are available on CD-ROM, computer tapes and diskettes. The CD-ROM also includes software for creating County Business Patterns data files compatible with popular database and spreadsheet software. In addition, ZIP Code Business Patterns data are available on CD-ROM and are available shortly after the release of County Business Patterns, and include the number of establishments by NAICS industry.

Publications also are available in Portable Document Format (PDF) at [www.census.gov/prod/www/abs/cbptotal.html](http://www.census.gov/prod/www/abs/cbptotal.html). In order to view these files, you will need the Adobe(R) Acrobat(R) Reader, which is available for free from the Adobe web site at [www.adobe.com](http://www.adobe.com). Alternatively, the Census Bureau will print the publication, give it a glue binding, and ship it to you for a fee.

For information and options to order County Business Patterns data products, contact:

Customer Services Center  
Marketing Services Office  
U.S. Census Bureau  
Washington, DC 20233

Telephone: 301-763-4100  
Internet address: [www.census.gov/](http://www.census.gov/)

### **Special Tabulations**

Special tabulations of County Business Patterns are available on a cost-reimbursable basis. For more information, contact:

U.S. Census Bureau  
Economic Planning and Coordination Division  
Register Analysis Branch  
Washington, DC 20233

Telephone: 301-763-2580  
Fax: 301-457-4433  
E-mail: [cbp@census.gov](mailto:cbp@census.gov)

### **SOURCES OF DATA**

County Business Patterns basic data items are extracted from the Standard Statistical Establishment List, a file of all known single and multiestablishment employer companies maintained and updated by the U.S. Census Bureau. The annual Company Organization Survey provides individual

establishment data for multiestablishment companies. Data for single-establishment companies are obtained from various Census Bureau programs, such as the Annual Survey of Manufactures and Current Business Surveys, as well as from administrative records of the Internal Revenue Service, the Social Security Administration, and the Bureau of Labor Statistics.

### **DEFINITIONS OF BASIC DATA ITEMS**

#### **Establishments**

An establishment is a single physical location at which business is conducted or services or industrial operations are performed. It is not necessarily identical with a company or enterprise, which may consist of one or more establishments. When two or more activities are carried on at a single location under a single ownership, all activities generally are grouped together as a single establishment. The entire establishment is classified on the basis of its major activity and all data are included in that classification.

Establishment-size designations are determined by paid employment in the mid-March pay period. The size group "1 to 4" includes establishments that did not report any paid employees in the mid-March pay period but paid wages to at least one employee at some time during the year.

Establishment counts represent the number of locations with paid employees any time during the year. This series excludes governmental establishments except for wholesale liquor establishments (NAICS 4228), retail liquor stores (NAICS 44531), Federally-chartered savings institutions (NAICS 522120), Federally-chartered credit unions (NAICS 522130), and hospitals (NAICS 622).

#### **Payroll**

Total payroll includes all forms of compensation, such as salaries, wages, reported tips, commissions, bonuses, vacation allowances, sick-leave pay, employee contributions to qualified pension plans, and the value of taxable fringe benefits. For corporations, it includes amounts paid to officers and executives; for unincorporated businesses, it does not include profit or other compensation of proprietors or partners. Payroll is reported before deductions for Social Security, income tax, insurance, union dues, etc. First-quarter payroll consists of payroll during the January-to-March quarter.

#### **Mid-March Employment**

Paid employment consists of full- and part-time employees, including salaried officers and executives of corporations, who are on the payroll in the pay period including March 12. Included are employees on paid sick leave, holidays, and vacations; not included are proprietors and partners of unincorporated businesses.

---

## **INDUSTRY AND GEOGRAPHY CLASSIFICATIONS**

The quinquennial economic censuses are the primary source for industry and geography classifications. The annual Company Organization Survey, Annual Survey of Manufactures, Current Business Surveys, and other Census Bureau programs provide regular updates.

### **Industry Classification**

Additional sources for assigning industry classifications are the Social Security Administration, the Internal Revenue Service, and the Bureau of Labor Statistics. These sources provide industry classification information for new businesses and businesses not canvassed in the Census Bureau programs. Establishments without sufficient industry information are tabulated in the “unclassified establishments” group.

Industry classifications are explained in an appendix in the U.S. Summary. The industry titles used throughout this series are the short NAICS titles; complete descriptions are contained in the manual entitled *North American Industry Classification System: United States, 1997*.

### **Geography Classification**

Most geography codes are derived from the physical location address reported in Census Bureau programs. The Internal Revenue Service provides supplemental address information. Those employers without a fixed location within a state (or of unknown county location) are included under a “statewide” classification at the end of the county tables. This incomplete detail causes only slight understatement of county employment. The independent cities in Virginia, and the cities of Baltimore, MD; Carson City, NV; and St. Louis, MO, are treated as separate counties.

### **Employee Leasing Services**

Historically, the permanent on-site work force at a business location were paid employees of that establishment. This traditional practice of firms directly hiring employees is still the dominant employer/employee relationship in the United States. However, over the past decade a new work force arrangement has emerged.

Under this new arrangement, a company commonly known as an employee leasing company or professional employer organization (PEO) operates in a co-employment relationship with client businesses. Employee leasing establishments typically acquire and lease back some or all of the employees of their clients, and serve as the employer of record of the leased employees for payroll, benefits, and related purposes.

The 2001 CBP shows almost 1.34 million employees in employee leasing services (NAICS 561330), up from the approximately 1.25 million employees published in the 2000 CBP. Clearly, the employees are not classified in the

predominant industry of the client businesses. Also, leasing companies may pay these employees out of a single payroll office. This may result in the leasing company’s employment and payroll data being reported in the county where the payroll office is located, thus distorting the data for that county. In some cases, many thousands of employees may be paid from a single payroll office. Therefore, for geography purposes, we may publish employee-leasing establishments in the “statewide” category in states where such payroll offices are located, as these establishments service multiple counties.

## **COMPARABILITY WITH OTHER DATA**

### **Earlier County Business Patterns**

The comparability of data with previous County Business Patterns series may be affected by the following definitional changes:

- The change from a “reporting unit” concept to establishment based data in 1974
- The change in definition of “active” establishments in 1983
- The change in industrial classification definitions, the most recent occurring in 1998

A description of previous County Business Patterns publications is provided on the inside back cover.

### **1997 Economic Census**

Definitional and coverage differences may affect the direct comparison of 1997 Economic Census and County Business Patterns data. Definitions of an establishment, employment, and payroll are detailed in the introductory text of each publication.

The 1997 Economic Census generally uses respondent-reported data. The County Business Patterns uses administrative record data for small establishments. Although efforts are made to resolve significant differences in the data, differences are known to exist.

Some large companies report different activities at the same location as separate profit centers. The County Business Patterns program treats each profit center as a separate establishment. The 1997 Economic Census may combine the profit centers into one establishment. This results in establishment count differences.

### **DATA WITHHELD FROM PUBLICATION**

In accordance with U.S. Code, Title 13, Section 9, no data are published that would disclose the operations of an individual employer. However, the number of establishments in an industry classification and the distribution of these establishments by employment-size class are not considered to be disclosures, and so this information may be released even though other information is withheld from publications.



---

## RELIABILITY OF DATA

All data are tabulated from universe files and are not subject to sampling errors. However, the data are subject to nonsampling errors. Nonsampling errors can be attributed to many sources: inability to identify all cases in the universe; definition and classification difficulties; differences in interpretation of questions; errors in recording or coding the data obtained; and estimation of employers who reported too late to be included in the tabulations and for records with missing or misreported data.

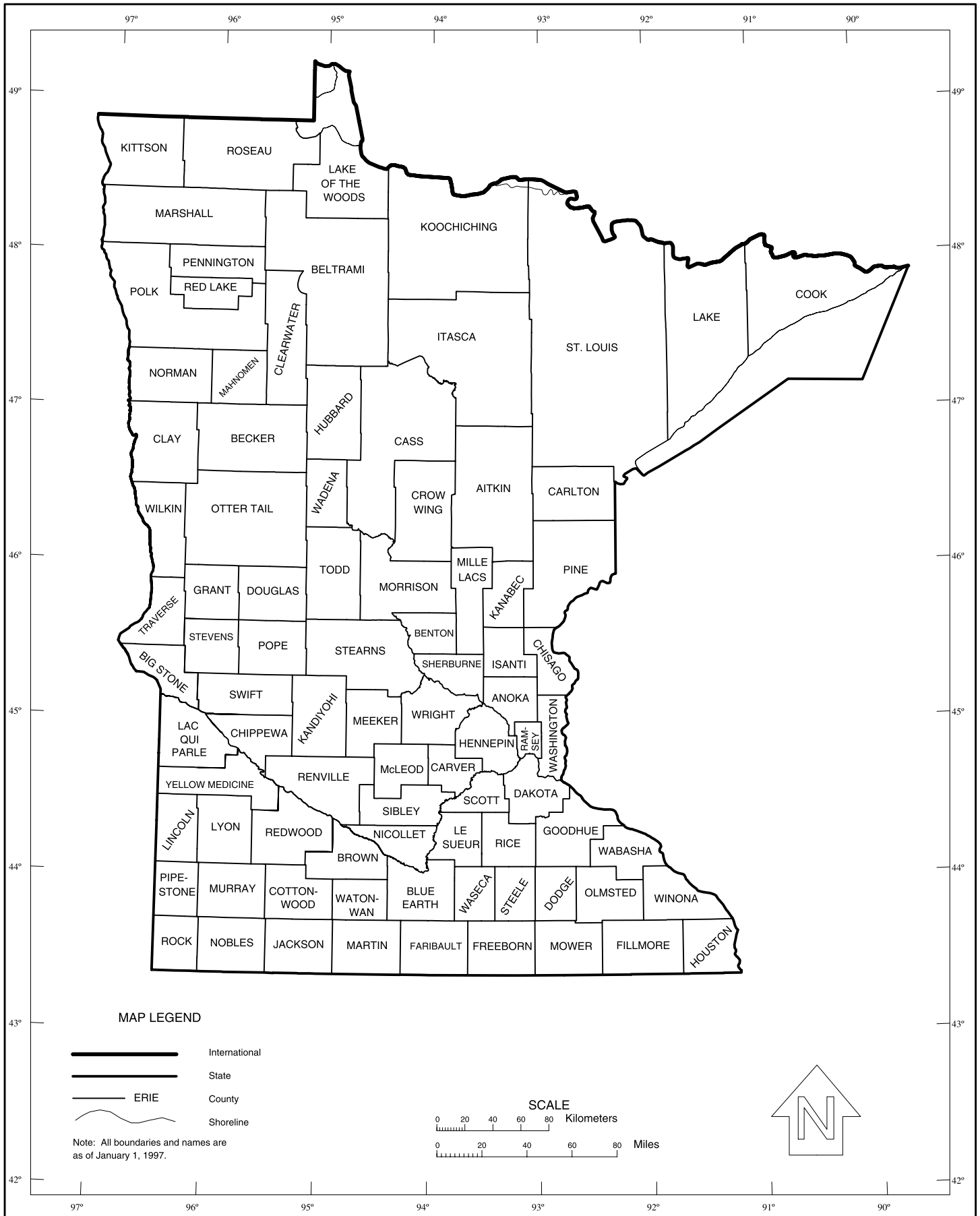
The accuracy of the data is determined by the joint effects of the various nonsampling errors. No direct measurement of these effects has been obtained; however, precautionary steps were taken in all phases of collection, processing, and tabulation to minimize the effects of nonsampling errors.

## ABBREVIATIONS AND SYMBOLS

The following abbreviations and symbols are used in this publication:

–	Represents zero.
A-C, E-M	Entered in place of employment data, represents an employment-size class as defined in the footnote of the tables.
(D)	Withheld to avoid disclosing data for individual companies; data are included in broader industry totals.
n.e.c.	Not elsewhere classified.
NAICS	North American Industry Classification System.

# County Business Patterns--Minnesota





**Table 1. The State—Establishments, Employees, and Payroll by Major Group: 2001 and 2000—Con.**

[Excludes most government employees, railroad employees, and self-employed persons. (D) denotes figures withheld to avoid disclosing data for individual companies; the data are included in broader industry totals. For explanation of terms, abbreviations, and data reliability/comparability, see introductory text]

NAICS code	Major group	2001				2000			
		Number of establishments	Number of employees for week including March 12	Payroll (\$1,000)		Number of establishments	Number of employees for week including March 12	Payroll (\$1,000)	
				First quarter	Annual			First quarter	Annual
<b>54</b>	<b>Professional, scientific &amp; technical services</b> .....	<b>15 077</b>	<b>123 646</b>	<b>1 556 338</b>	<b>6 395 833</b>	<b>14 910</b>	<b>122 574</b>	<b>1 462 522</b>	<b>6 371 420</b>
541	Professional, scientific & technical services .....	15 077	123 646	1 556 338	6 395 833	14 910	122 574	1 462 522	6 371 420
<b>55</b>	<b>Management of companies &amp; enterprises</b> .....	<b>1 042</b>	<b>100 727</b>	<b>1 721 164</b>	<b>6 860 318</b>	<b>993</b>	<b>107 723</b>	<b>1 772 995</b>	<b>6 985 171</b>
551	Management of companies & enterprises .....	1 042	100 727	1 721 164	6 860 318	993	107 723	1 772 995	6 985 171
<b>56</b>	<b>Admin, support, waste mgt, remediation services</b> .....	<b>6 994</b>	<b>145 826</b>	<b>888 728</b>	<b>3 595 188</b>	<b>6 636</b>	<b>157 529</b>	<b>856 014</b>	<b>4 645 929</b>
561	Administrative & support services .....	6 516	140 287	839 530	3 387 926	6 177	152 482	815 766	4 465 435
562	Waste management & remediation services .....	478	5 539	49 198	207 262	459	5 047	40 248	180 494
<b>61</b>	<b>Educational services</b> .....	<b>1 394</b>	<b>51 210</b>	<b>249 449</b>	<b>1 031 159</b>	<b>1 322</b>	<b>48 247</b>	<b>228 078</b>	<b>956 330</b>
611	Educational services .....	1 394	51 210	249 449	1 031 159	1 322	48 247	228 078	956 330
<b>62</b>	<b>Health care and social assistance</b> .....	<b>11 660</b>	<b>331 939</b>	<b>2 387 914</b>	<b>10 371 363</b>	<b>11 238</b>	<b>324 227</b>	<b>2 234 298</b>	<b>9 622 773</b>
621	Ambulatory health care services .....	6 258	107 582	1 028 262	4 695 793	6 164	104 991	979 999	4 399 558
622	Hospitals .....	159	97 193	810 396	3 374 980	165	94 149	746 225	3 108 808
623	Nursing & residential care facilities .....	2 217	75 896	354 396	1 477 770	2 051	74 531	327 476	1 353 556
624	Social assistance .....	3 026	51 268	194 860	822 820	2 858	50 556	180 598	760 851
<b>71</b>	<b>Arts, entertainment &amp; recreation</b> .....	<b>2 363</b>	<b>40 764</b>	<b>216 904</b>	<b>968 815</b>	<b>2 299</b>	<b>40 376</b>	<b>217 283</b>	<b>911 950</b>
711	Performing arts, spectator sports & related industries .....	660	7 144	84 647	367 779	654	6 625	90 822	337 840
712	Museums, historical sites & like institutions .....	173	2 288	13 876	59 544	176	2 241	12 797	55 991
713	Amusement, gambling & recreation industries .....	1 530	31 332	118 381	541 492	1 469	31 510	113 664	518 119
<b>72</b>	<b>Accommodation &amp; food services</b> .....	<b>9 947</b>	<b>194 845</b>	<b>527 064</b>	<b>2 270 143</b>	<b>9 904</b>	<b>191 401</b>	<b>503 904</b>	<b>2 188 145</b>
721	Accommodation .....	1 417	31 695	122 871	524 302	1 425	31 871	114 690	503 496
722	Food services & drinking places .....	8 530	163 150	404 193	1 745 841	8 479	159 530	389 214	1 684 649
<b>81</b>	<b>Other services (except public administration)</b> .....	<b>14 952</b>	<b>122 247</b>	<b>565 775</b>	<b>2 367 570</b>	<b>15 001</b>	<b>118 472</b>	<b>536 478</b>	<b>2 243 108</b>
811	Repair & maintenance .....	4 486	28 143	193 576	815 722	4 470	27 854	188 811	786 429
812	Personal & laundry services .....	3 510	28 799	119 288	503 938	3 580	26 412	107 380	463 260
813	Religious, grantmaking, civic, prof & like organizations .....	6 956	65 305	252 911	1 047 910	6 951	64 206	240 287	993 419
<b>95</b>	<b>Auxiliaries (exc corporate, subsidiary &amp; regional mgt)</b> .....	<b>324</b>	<b>15 237</b>	<b>266 128</b>	<b>977 316</b>	<b>254</b>	<b>14 244</b>	<b>236 078</b>	<b>834 886</b>
<b>99</b>	<b>Unclassified establishments</b> .....	<b>1 217</b>	<b>1 303</b>	<b>4 462</b>	<b>24 882</b>	<b>1 639</b>	<b>2 174</b>	<b>7 589</b>	<b>57 939</b>

Note: Employment-size classes are indicated as follows: A—0 to 19; B—20 to 99; C—100 to 249; E—250 to 499; F—500 to 999; G—1,000 to 2,499; H—2,500 to 4,999; I—5,000 to 9,999; J—10,000 to 24,999; K—25,000 to 49,999; L—50,000 to 99,999; M—100,000 or more.

**Table 2. The State—Employees, Payroll, and Establishments by Industry: 2001**

[Excludes most government employees, railroad employees, and self-employed persons. Size class 1 to 4 includes establishments with payroll, but no employees, during mid-March pay period. (D) denotes figures withheld to avoid disclosing data for individual companies; the data are included in broader industry totals. For explanation of terms, abbreviations, and data reliability/comparability, see introductory text]

NAICS code	Industry	Number of employees for week including March 12	Payroll (\$1,000)		Total number of establishments	Number of establishments by employment-size class								
			First quarter	Annual		1 to 4	5 to 9	10 to 19	20 to 49	50 to 99	100 to 249	250 to 499	500 to 999	1,000 or more
	<b>Total</b> .....	<b>2 418 159</b>	<b>20 950 299</b>	<b>84 861 128</b>	<b>140 968</b>	<b>75 202</b>	<b>26 078</b>	<b>18 454</b>	<b>12 802</b>	<b>4 538</b>	<b>2 758</b>	<b>737</b>	<b>253</b>	<b>146</b>
<b>11</b>	<b>Forestry, fishing, hunting, and agriculture support</b> .....	<b>2 351</b>	<b>15 249</b>	<b>56 623</b>	<b>495</b>	<b>329</b>	<b>113</b>	<b>37</b>	<b>11</b>	<b>5</b>	-	-	-	-
113	Forestry and logging .....	(G)	(D)	(D)	227	132	70	22	3	-	-	-	-	-
1131	Timber tract operations .....	(B)	(D)	(D)	4	2	-	1	1	-	-	-	-	-
11311	Timber tract operations .....	(B)	(D)	(D)	4	2	-	1	1	-	-	-	-	-
113110	Timber tract operations .....	(B)	(D)	(D)	4	2	-	1	1	-	-	-	-	-
1132	Forest nurseries & gathering forest products .....	(A)	(D)	(D)	6	6	-	-	-	-	-	-	-	-
11321	Forest nurseries & gathering forest products .....	(A)	(D)	(D)	6	6	-	-	-	-	-	-	-	-
113210	Forest nurseries & gathering forest products .....	(A)	(D)	(D)	6	6	-	-	-	-	-	-	-	-
1133	Logging .....	1 019	7 019	22 651	217	124	70	21	2	-	-	-	-	-
11331	Logging .....	1 019	7 019	22 651	217	124	70	21	2	-	-	-	-	-
113310	Logging .....	1 019	7 019	22 651	217	124	70	21	2	-	-	-	-	-
114	Fishing, hunting & trapping .....	(C)	(D)	(D)	21	12	5	2	1	1	-	-	-	-
1141	Fishing .....	(A)	(D)	(D)	8	6	2	-	-	-	-	-	-	-
11411	Fishing .....	(A)	(D)	(D)	8	6	2	-	-	-	-	-	-	-
114111	Finfish fishing .....	(A)	(D)	(D)	5	4	1	-	-	-	-	-	-	-
114112	Shellfish fishing .....	(A)	(D)	(D)	3	2	1	-	-	-	-	-	-	-
1142	Hunting & trapping .....	(C)	(D)	(D)	13	6	3	2	1	1	-	-	-	-
11421	Hunting & trapping .....	(C)	(D)	(D)	13	6	3	2	1	1	-	-	-	-
114210	Hunting & trapping .....	(C)	(D)	(D)	13	6	3	2	1	1	-	-	-	-
115	Agriculture & forestry support activities .....	1 108	7 067	28 149	247	185	38	13	7	4	-	-	-	-
1151	Crop production support activities .....	644	4 257	17 582	131	91	27	8	2	3	-	-	-	-
11511	Crop production support activities .....	644	4 257	17 582	131	91	27	8	2	3	-	-	-	-
115112	Soil preparation, planting, & cultivating ..	244	1 241	7 430	76	56	16	4	-	-	-	-	-	-
115113	Crop harvesting, primarily by machine ..	(B)	(D)	(D)	10	5	4	1	-	-	-	-	-	-
115114	Postharvest crop activities (exc ginning) .....	255	2 153	6 776	23	11	6	3	1	2	-	-	-	-
115115	Farm labor contractors & crew leaders ..	(B)	(D)	(D)	7	6	-	-	1	-	-	-	-	-
115116	Farm management services .....	(B)	(D)	(D)	15	13	1	-	-	1	-	-	-	-
1152	Animal production support activities .....	416	2 100	8 815	100	80	10	5	4	1	-	-	-	-
11521	Animal production support activities .....	416	2 100	8 815	100	80	10	5	4	1	-	-	-	-
115210	Animal production support activities .....	416	2 100	8 815	100	80	10	5	4	1	-	-	-	-
1153	Forestry support activities .....	48	710	1 752	16	14	1	-	1	-	-	-	-	-
11531	Forestry support activities .....	48	710	1 752	16	14	1	-	1	-	-	-	-	-
115310	Forestry support activities .....	48	710	1 752	16	14	1	-	1	-	-	-	-	-
<b>21</b>	<b>Mining</b> .....	<b>6 676</b>	<b>79 223</b>	<b>314 211</b>	<b>167</b>	<b>91</b>	<b>29</b>	<b>23</b>	<b>13</b>	<b>2</b>	<b>2</b>	<b>2</b>	<b>3</b>	<b>2</b>
211	Oil & gas extraction .....	(B)	(D)	(D)	13	9	1	2	1	-	-	-	-	-
2111	Oil & gas extraction .....	(B)	(D)	(D)	13	9	1	2	1	-	-	-	-	-
21111	Oil & gas extraction .....	(B)	(D)	(D)	13	9	1	2	1	-	-	-	-	-
211111	Crude petroleum & natural gas extraction .....	(B)	(D)	(D)	13	9	1	2	1	-	-	-	-	-
212	Mining (except oil & gas) .....	6 391	76 515	304 478	135	70	24	19	12	2	1	2	3	2
2122	Metal ore mining .....	(I)	(D)	(D)	11	-	2	1	-	-	1	2	3	2
21221	Iron ore mining .....	(I)	(D)	(D)	10	-	1	1	-	-	1	2	3	2
212210	Iron ore mining .....	(I)	(D)	(D)	10	-	1	1	-	-	1	2	3	2
21222	Gold ore & silver ore mining .....	(A)	(D)	(D)	1	-	1	-	-	-	-	-	-	-
212221	Gold ore mining .....	(A)	(D)	(D)	1	-	1	-	-	-	-	-	-	-
2123	Nonmetallic mineral mining & quarrying .....	(F)	(D)	(D)	124	70	22	18	12	2	-	-	-	-
21231	Stone mining & quarrying .....	(E)	(D)	(D)	29	13	6	6	4	-	-	-	-	-
212311	Dimension stone mining & quarrying ..	(B)	(D)	(D)	6	2	2	2	-	-	-	-	-	-
212312	Crushed & broken limestone mining & quarrying .....	(C)	(D)	(D)	15	6	4	3	2	-	-	-	-	-
212313	Crushed & broken granite mining & quarrying .....	(B)	(D)	(D)	3	-	-	1	2	-	-	-	-	-
212319	Other crushed & broken stone mining & quarrying .....	(A)	(D)	(D)	5	5	-	-	-	-	-	-	-	-
21232	Sand, gravel, clay, refractory minerals mining .....	(F)	(D)	(D)	90	55	15	10	8	2	-	-	-	-
212321	Construction sand & gravel mining .....	(F)	(D)	(D)	86	53	15	10	6	2	-	-	-	-
212322	Industrial sand mining .....	(B)	(D)	(D)	3	1	-	-	2	-	-	-	-	-
212325	Clay & ceramic & refractory minerals mining .....	(A)	(D)	(D)	1	1	-	-	-	-	-	-	-	-
21239	Other nonmetallic mineral mining & quarrying .....	(B)	(D)	(D)	5	2	1	2	-	-	-	-	-	-
212393	Other chemical & fertilizer mineral mining .....	(A)	(D)	(D)	1	1	-	-	-	-	-	-	-	-
212399	All other nonmetallic mineral mining .....	(B)	(D)	(D)	4	1	2	-	-	-	-	-	-	-
213	Mining support activities .....	(C)	(D)	(D)	19	12	4	2	-	-	1	-	-	-
2131	Mining support activities .....	(C)	(D)	(D)	19	12	4	2	-	-	1	-	-	-
21311	Mining support activities .....	(C)	(D)	(D)	19	12	4	2	-	-	1	-	-	-
213111	Drilling oil & gas wells .....	(A)	(D)	(D)	7	5	2	-	-	-	-	-	-	-
213112	Oil & gas operations support activities ..	(C)	(D)	(D)	5	2	1	1	-	-	1	-	-	-
213114	Support activities for metal mining .....	(A)	(D)	(D)	3	2	-	1	-	-	-	-	-	-
213115	Nonmetallic minerals support activity (exc fuels) .....	(A)	(D)	(D)	4	3	1	-	-	-	-	-	-	-
<b>22</b>	<b>Utilities</b> .....	<b>12 927</b>	<b>251 429</b>	<b>849 235</b>	<b>298</b>	<b>86</b>	<b>50</b>	<b>49</b>	<b>64</b>	<b>20</b>	<b>17</b>	<b>10</b>	-	<b>2</b>

See footnotes at end of table.









Table 2. The State—Employees, Payroll, and Establishments by Industry: 2001—Con.

[Excludes most government employees, railroad employees, and self-employed persons. Size class 1 to 4 includes establishments with payroll, but no employees, during mid-March pay period. (D) denotes figures withheld to avoid disclosing data for individual companies; the data are included in broader industry totals. For explanation of terms, abbreviations, and data reliability/comparability, see introductory text]

NAICS code	Industry	Number of employees for week including March 12	Payroll (\$1,000)		Total number of establishments	Number of establishments by employment-size class									
			First quarter	Annual		1 to 4	5 to 9	10 to 19	20 to 49	50 to 99	100 to 249	250 to 499	500 to 999	1,000 or more	
<b>31-33</b>	<b>Manufacturing—Con.</b>														
315	Apparel manufacturing—Con.														
3152	Cut & sew apparel mfg—Con.														
31522	Men's, boys' cut & sew apparel mfg .....	(E)	(D)	(D)	11	4	3	1	1	1	1	—	—	—	—
315222	Men's, boys' cut & sew suit, coat, overcoat mfg .....	(A)	(D)	(D)	2	2	—	—	—	—	—	—	—	—	—
315223	Men's, boys' cut & sew shirt (exc work) mfg .....	(A)	(D)	(D)	1	1	—	—	—	—	—	—	—	—	—
315228	Men's, boys' cut & sew oth outerwear mfg .....	(C)	(D)	(D)	8	1	3	1	1	1	1	—	—	—	—
31523	Women's, girls' cut & sew apparel mfg .....	204	1 350	5 454	34	22	6	4	2	—	—	—	—	—	—
315231	Women's, girls' cut & sew lingerie mfg ..	(A)	(D)	(D)	2	1	—	—	—	—	—	—	—	—	—
315232	Women's, girls' cut & sew blouse mfg ..	48	314	1 093	7	3	2	2	—	—	—	—	—	—	—
315233	Women's, girls' cut & sew dress mfg ..	(A)	(D)	(D)	6	5	1	—	—	—	—	—	—	—	—
315234	Women's, girls' cut & sew suit, coat, skirt mfg .....	62	479	1 629	5	3	—	1	1	—	—	—	—	—	—
315239	Women's, girls' cut & sew other outerwear mfg .....	79	471	2 120	14	10	2	1	1	—	—	—	—	—	—
31529	Other cut & sew apparel mfg .....	(B)	(D)	(D)	9	4	1	2	2	—	—	—	—	—	—
315292	Fur & leather apparel mfg .....	(A)	(D)	(D)	2	1	1	—	—	—	—	—	—	—	—
315299	All other cut & sew apparel mfg .....	86	428	1 741	7	3	—	2	2	—	—	—	—	—	—
3159	Apparel accessories & other apparel mfg ..	360	2 335	11 992	36	19	8	5	3	—	1	—	—	—	—
31599	Apparel accessories & other apparel mfg ..	360	2 335	11 992	36	19	8	5	3	—	1	—	—	—	—
315991	Hat, cap & millinery mfg .....	186	1 511	7 931	8	2	2	2	1	—	1	—	—	—	—
315992	Glove & mitten mfg .....	(A)	(D)	(D)	3	1	2	—	—	—	—	—	—	—	—
315999	Other apparel accessories & other apparel mfg .....	(C)	(D)	(D)	25	16	4	3	2	—	—	—	—	—	—
316	Leather & allied product mfg .....	2 029	16 611	69 122	30	15	7	2	1	2	1	1	—	—	1
3161	Leather & hide tanning & finishing .....	(E)	(D)	(D)	7	3	1	—	—	2	—	1	—	—	—
31611	Leather & hide tanning & finishing .....	(E)	(D)	(D)	7	3	1	—	—	2	—	1	—	—	—
316110	Leather & hide tanning & finishing .....	(E)	(D)	(D)	7	3	1	—	—	2	—	1	—	—	—
3162	Footwear mfg .....	(G)	(D)	(D)	4	2	1	—	—	—	—	—	—	—	1
31621	Footwear mfg .....	(G)	(D)	(D)	4	2	1	—	—	—	—	—	—	—	1
316213	Men's footwear (exc athletic) mfg .....	(G)	(D)	(D)	3	1	1	—	—	—	—	—	—	—	1
316214	Women's footwear (exc athletic) mfg ....	(A)	(D)	(D)	1	1	—	—	—	—	—	—	—	—	—
3169	Other leather & allied product mfg .....	(E)	(D)	(D)	19	10	5	2	1	—	1	—	—	—	—
31699	Other leather & allied product mfg .....	(E)	(D)	(D)	19	10	5	2	1	—	1	—	—	—	—
316991	Luggage mfg .....	(B)	(D)	(D)	4	—	3	1	—	—	—	—	—	—	—
316992	Women's handbag & purse mfg .....	(A)	(D)	(D)	1	—	—	—	—	—	—	—	—	—	—
316993	Personal leather good (exc purse) mfg ..	(B)	(D)	(D)	4	3	—	—	1	—	—	—	—	—	—
316999	All other leather good mfg .....	(E)	(D)	(D)	10	6	2	1	—	—	1	—	—	—	—
321	Wood product mfg .....	16 157	137 286	641 897	384	137	65	67	64	23	24	2	—	—	2
3211	Sawmills & wood preservation .....	863	6 197	24 598	81	36	15	18	11	1	—	—	—	—	—
32111	Sawmills & wood preservation .....	863	6 197	24 598	81	36	15	18	11	1	—	—	—	—	—
321113	Sawmills .....	708	4 891	18 897	69	30	15	16	7	1	—	—	—	—	—
321114	Wood preservation .....	155	1 306	5 701	12	6	—	2	4	—	—	—	—	—	—
3212	Veneer, plywood & engineered wood product mfg .....	2 936	26 881	114 005	46	10	3	5	8	10	9	1	—	—	—
32121	Veneer, plywood & engineered wood product mfg .....	2 936	26 881	114 005	46	10	3	5	8	10	9	1	—	—	—
321211	Hardwood veneer & plywood mfg .....	207	1 459	5 918	7	2	—	1	2	2	—	—	—	—	—
321214	Truss mfg .....	1 525	12 161	60 756	30	7	2	4	6	7	4	—	—	—	—
321219	Reconstituted wood product mfg .....	1 204	13 261	47 331	9	1	1	—	—	1	5	1	—	—	—
3219	Other wood product mfg .....	12 358	104 208	503 294	257	91	47	44	45	12	15	1	—	—	2
32191	Millwork .....	9 141	84 667	413 210	105	42	17	10	20	5	9	—	—	—	2
321911	Wood window & door mfg .....	7 644	72 636	365 163	43	12	8	4	10	3	4	—	—	—	2
321912	Cut stock, resawing lumber & planing ..	(F)	(D)	(D)	25	10	3	3	4	1	4	—	—	—	—
321918	Other millwork (including flooring) .....	(F)	(D)	(D)	37	20	6	3	6	1	1	—	—	—	—
32192	Wood container & pallet mfg .....	1 091	5 550	23 038	75	24	15	17	16	3	—	—	—	—	—
321920	Wood container & pallet mfg .....	1 091	5 550	23 038	75	24	15	17	16	3	—	—	—	—	—
32199	All other wood product mfg .....	2 126	13 991	67 046	77	25	15	17	9	4	6	1	—	—	—
321991	Manufactured home (mobile home) mfg .....	527	3 066	18 565	5	1	—	—	1	1	2	—	—	—	—
321992	Prefabricated wood building mfg .....	628	4 810	22 023	20	6	4	5	2	1	1	1	—	—	—
321999	All other miscellaneous wood product mfg .....	971	6 115	26 458	52	18	11	12	6	2	3	—	—	—	—
322	Paper mfg .....	15 387	176 227	677 568	136	22	9	21	24	17	32	4	5	2	2
3221	Pulp, paper & paperboard mills .....	5 292	76 219	287 191	14	1	1	1	1	1	2	2	4	1	1
32212	Paper mills .....	(H)	(D)	(D)	11	1	1	1	1	—	—	2	4	1	1
322121	Paper (except newsprint) mills .....	(H)	(D)	(D)	8	1	1	1	—	—	—	—	4	1	1
322122	Newsprint mills .....	(F)	(D)	(D)	3	—	—	—	1	—	—	2	—	—	—
32213	Paperboard mills .....	(E)	(D)	(D)	3	—	—	—	—	1	2	—	—	—	—
322130	Paperboard mills .....	(E)	(D)	(D)	3	—	—	—	—	1	2	—	—	—	—
3222	Converted paper product mfg .....	10 095	100 008	390 377	122	21	8	20	23	16	30	2	1	1	1
32221	Paperboard container mfg .....	4 610	45 520	175 078	60	8	3	9	10	8	21	1	—	—	—
322211	Corrugated & solid fiber box mfg .....	(H)	(D)	(D)	40	4	—	5	10	4	16	1	—	—	—
322212	Folding paperboard box mfg .....	(G)	(D)	(D)	13	1	2	1	—	4	5	—	—	—	—
322213	Setup paperboard box mfg .....	(A)	(D)	(D)	2	2	—	—	—	—	—	—	—	—	—
322214	Fiber can, tube, drum & similar products mfg .....	(B)	(D)	(D)	4	—	1	3	—	—	—	—	—	—	—
322215	Nonfolding sanitary food container mfg ..	(A)	(D)	(D)	1	1	—	—	—	—	—	—	—	—	—
32222	Paper bag & coated & treated paper mfg ..	(H)	(D)	(D)	23	4	2	5	3	1	7	—	—	—	1
322221	Coated & lamnd pkg paper & plastics film mfg .....	(C)	(D)	(D)	4	1	2	—	—	—	1	—	—	—	—
322222	Coated & laminated paper mfg .....	(G)	(D)	(D)	14	2	—	5	3	—	3	—	—	—	1
322223	Plastics, foil, & coated paper bag mfg ..	(C)	(D)	(D)	2	—	—	—	—	1	1	—	—	—	—
322224	Uncoated paper & multival bag mfg .....	(C)	(D)	(D)	2	1	—	—	—	—	1	—	—	—	—
322225	Laminated aluminum foil mfg for flexible pkg .....	(C)	(D)	(D)	1	—	—	—	—	—	1	—	—	—	—
32223	Stationery product mfg .....	(G)	(D)	(D)	23	6	1	1	8	4	1	1	1	—	—
322231	Die-cut paper & paperboard office supply mfg .....	(G)	(D)	(D)	9	3	—	—	5	—	—	—	—	—	1
322232	Envelope mfg .....	(F)	(D)	(D)	11	2	1	—	3	4	—	—	—	—	—
322233	Stationery, tablet & related product mfg ..	(C)	(D)	(D)	3	1	—	1	—	—	1	—	—	—	—

See footnotes at end of table.

**Table 2. The State—Employees, Payroll, and Establishments by Industry: 2001—Con.**

[Excludes most government employees, railroad employees, and self-employed persons. Size class 1 to 4 includes establishments with payroll, but no employees, during mid-March pay period. (D) denotes figures withheld to avoid disclosing data for individual companies; the data are included in broader industry totals. For explanation of terms, abbreviations, and data reliability/comparability, see introductory text]

NAICS code	Industry	Number of employees for week including March 12	Payroll (\$1,000)		Total number of establishments	Number of establishments by employment-size class											
			First quarter	Annual		1 to 4	5 to 9	10 to 19	20 to 49	50 to 99	100 to 249	250 to 499	500 to 999	1,000 or more			
<b>31-33</b>	<b>Manufacturing—Con.</b>																
322	Paper mfg—Con.																
3222	Converted paper product mfg—Con.																
32229	Other converted paper product mfg .....	(E)	(D)	(D)	16	3	2	5	2	3	1	—	—	—	—	—	—
322291	Sanitary paper product mfg .....	(C)	(D)	(D)	3	—	—	2	—	—	1	—	—	—	—	—	—
322299	All other converted paper product mfg ..	(E)	(D)	(D)	13	3	2	3	2	3	—	—	—	—	—	—	—
323	Printing & related support activities .....	34 031	312 070	1 200 335	920	333	191	127	130	53	59	17	8	2	—	—	—
3231	Printing & related support activities .....	34 031	312 070	1 200 335	920	333	191	127	130	53	59	17	8	2	—	—	—
32311	Printing .....	32 221	292 491	1 120 928	830	303	173	109	117	46	55	17	8	2	—	—	—
323110	Commercial lithographic printing .....	23 569	220 399	841 076	383	115	74	48	55	29	39	13	8	2	—	—	—
323111	Commercial gravure printing .....	(C)	(D)	(D)	11	7	1	1	1	1	—	—	—	—	—	—	—
323112	Commercial flexographic printing .....	841	9 427	36 293	24	4	4	2	7	4	3	—	—	—	—	—	—
323113	Commercial screen printing .....	2 743	19 820	76 040	106	38	22	20	17	2	5	2	—	—	—	—	—
323114	Quick printing .....	1 275	8 856	36 978	173	86	50	22	14	1	—	—	—	—	—	—	—
323115	Digital printing .....	(B)	(D)	(D)	14	7	4	2	1	—	—	—	—	—	—	—	—
323116	Manifold business form printing .....	(F)	(D)	(D)	20	3	2	3	6	3	3	—	—	—	—	—	—
323117	Book printing .....	875	7 536	28 347	12	2	—	1	3	3	3	—	—	—	—	—	—
323118	Blankbook, loose-leaf binder & device mfg .....	893	8 175	29 977	9	—	—	2	5	—	2	—	—	—	—	—	—
323119	Other commercial printing .....	1 015	9 481	37 864	78	41	16	8	8	3	2	—	—	—	—	—	—
32312	Printing support activities .....	1 810	19 579	79 407	90	30	18	18	13	7	4	—	—	—	—	—	—
323121	Tradebinding & related work .....	(F)	(D)	(D)	35	10	5	11	4	5	—	—	—	—	—	—	—
323122	Prepress services .....	(G)	(D)	(D)	55	20	13	7	9	2	4	—	—	—	—	—	—
324	Petroleum & coal products mfg .....	1 802	28 838	128 932	28	8	4	2	6	4	2	1	1	—	—	—	—
3241	Petroleum & coal products mfg .....	1 802	28 838	128 932	28	8	4	2	6	4	2	1	1	—	—	—	—
32411	Petroleum refineries .....	(F)	(D)	(D)	4	1	—	—	—	1	—	1	1	—	—	—	—
324110	Petroleum refineries .....	(F)	(D)	(D)	4	1	—	—	—	1	—	1	1	—	—	—	—
32412	Asphalt paving, roofing & saturated mat mfg .....	766	7 691	45 948	20	5	4	2	4	3	2	—	—	—	—	—	—
324121	Asphalt paving mixture & block mfg .....	188	1 962	20 794	14	4	4	2	4	—	—	—	—	—	—	—	—
324122	Asphalt shingle & coating materials mfg ..	578	5 729	25 154	6	1	—	—	—	3	2	—	—	—	—	—	—
32419	Other petroleum & coal products mfg .....	(B)	(D)	(D)	4	2	—	—	2	—	—	—	—	—	—	—	—
324191	Petroleum lubricating oil & grease mfg ..	(B)	(D)	(D)	4	2	—	—	2	—	—	—	—	—	—	—	—
325	Chemical mfg .....	8 621	105 873	417 243	241	72	45	33	55	16	12	7	1	—	—	—	—
3251	Basic chemical mfg .....	672	7 190	31 432	33	9	3	4	15	2	—	—	—	—	—	—	—
32512	Industrial gas mfg .....	(C)	(D)	(D)	6	2	1	—	3	—	—	—	—	—	—	—	—
325120	Industrial gas mfg .....	(C)	(D)	(D)	6	2	1	—	3	—	—	—	—	—	—	—	—
32513	Synthetic dye & pigment mfg .....	(B)	(D)	(D)	4	2	—	1	1	—	—	—	—	—	—	—	—
325131	Inorganic dye & pigment mfg .....	(B)	(D)	(D)	1	—	—	—	1	—	—	—	—	—	—	—	—
325132	Synthetic organic dye & pigment mfg .....	(A)	(D)	(D)	3	2	—	1	—	—	—	—	—	—	—	—	—
32518	Other basic inorganic chemical mfg .....	(B)	(D)	(D)	6	2	1	2	1	—	—	—	—	—	—	—	—
325182	Carbon black mfg .....	(B)	(D)	(D)	1	—	—	—	1	—	—	—	—	—	—	—	—
325188	All other basic inorganic chemical mfg ..	(B)	(D)	(D)	5	2	1	2	—	—	—	—	—	—	—	—	—
32519	Other basic organic chemical mfg .....	464	4 773	22 464	17	3	1	1	10	2	—	—	—	—	—	—	—
325193	Ethyl alcohol mfg .....	129	1 176	6 102	5	1	—	—	4	—	—	—	—	—	—	—	—
325199	All other basic organic chemical mfg .....	335	3 597	16 362	12	2	1	1	6	2	—	—	—	—	—	—	—
3252	Resin, syn rubber, artf & syn fibers, fil mfg ..	(C)	(D)	(D)	7	1	2	1	2	1	—	—	—	—	—	—	—
32521	Resin & synthetic rubber mfg .....	(C)	(D)	(D)	7	1	2	1	2	1	—	—	—	—	—	—	—
325211	Plastics material & resin mfg .....	(C)	(D)	(D)	6	1	2	1	1	1	—	—	—	—	—	—	—
325212	Synthetic rubber mfg .....	(B)	(D)	(D)	1	—	—	—	1	—	—	—	—	—	—	—	—
3253	Pesticide, fertilizer & oth ag chemical mfg ...	(C)	(D)	(D)	17	5	7	3	2	—	—	—	—	—	—	—	—
32531	Fertilizer mfg .....	(C)	(D)	(D)	14	4	7	2	1	—	—	—	—	—	—	—	—
325311	Nitrogenous fertilizer mfg .....	(B)	(D)	(D)	3	—	2	—	1	—	—	—	—	—	—	—	—
325314	Fertilizer (mixing only) mfg .....	65	516	2 434	11	4	5	2	—	—	—	—	—	—	—	—	—
32532	Pesticide & other agricultural chemical mfg ..	(B)	(D)	(D)	3	1	—	1	1	—	—	—	—	—	—	—	—
325320	Pesticide & other agricultural chemical mfg ..	(B)	(D)	(D)	3	1	—	1	1	—	—	—	—	—	—	—	—
3254	Pharmaceutical & medicine mfg .....	1 985	27 941	111 701	43	11	10	6	6	2	6	2	—	—	—	—	—
32541	Pharmaceutical & medicine mfg .....	1 985	27 941	111 701	43	11	10	6	6	2	6	2	—	—	—	—	—
325411	Medicinal & botanical mfg .....	(F)	(D)	(D)	9	1	4	—	2	1	—	1	—	—	—	—	—
325412	Pharmaceutical preparation mfg .....	940	15 813	60 614	17	6	1	3	2	1	3	1	—	—	—	—	—
325413	In-vitro diagnostic substance mfg .....	(E)	(D)	(D)	6	1	1	1	1	—	2	—	—	—	—	—	—
325414	Biological product (exc diagnostic) mfg ..	202	1 693	6 373	11	3	4	2	1	—	1	—	—	—	—	—	—
3255	Paint, coating & adhesive mfg .....	596	6 863	28 404	23	7	4	2	6	2	2	—	—	—	—	—	—
32551	Paint & coating mfg .....	443	5 159	20 497	16	5	4	1	3	1	2	—	—	—	—	—	—
325510	Paint & coating mfg .....	443	5 159	20 497	16	5	4	1	3	1	2	—	—	—	—	—	—
32552	Adhesive mfg .....	153	1 704	7 907	7	2	—	—	3	1	—	—	—	—	—	—	—
325520	Adhesive mfg .....	153	1 704	7 907	7	2	—	—	3	1	—	—	—	—	—	—	—
3256	Soap, cleaners & toilet preparation mfg .....	2 780	32 104	123 469	63	24	14	7	9	2	4	2	1	—	—	—	—
32561	Soap & cleaning compound mfg .....	1 497	19 592	73 813	47	22	11	5	5	1	2	—	—	—	—	—	—
325611	Soap & other detergent mfg .....	(E)	(D)	(D)	19	9	3	3	3	—	1	—	—	—	—	—	—
325612	Polish & other sanitation goods mfg .....	(E)	(D)	(D)	26	13	7	2	2	1	1	—	—	—	—	—	—
325613	Surface active agent mfg .....	(F)	(D)	(D)	2	—	—	—	—	—	—	—	—	—	—	—	—
32562	Toilet preparation mfg .....	1 283	12 512	49 656	16	2	3	2	4	1	2	2	—	—	—	—	—
325620	Toilet preparation mfg .....	1 283	12 512	49 656	16	2	3	2	4	1	2	2	—	—	—	—	—
3259	Other chemical product & preparation mfg ..	2 277	29 120	111 449	55	15	5	10	15	7	—	3	—	—	—	—	—
32591	Printing ink mfg .....	(E)	(D)	(D)	10	2	—	—	3	3	—	—	—	—	—	—	—
325910	Printing ink mfg .....	(E)	(D)	(D)	10	2	—	—	3	3	—	—	—	—	—	—	—
32592	Explosives mfg .....	(B)	(D)	(D)	3	—	—	—	2	—	—	—	—	—	—	—	—
325920	Explosives mfg .....	(B)	(D)	(D)	3	—	—	—	2	—	—	—	—	—	—	—	—
32599	All other chemical product & preparation mfg ..	1 878	24 116	92 655	42	13	5	7	10	4	—	3	—	—	—	—	—
325991	Custom compounding of purchased resin .....	700	7 133	27 046	13	4	1	3	2	2	—	1	—	—	—	—	—
325992	Photo film, paper, plate & chemical mfg																

**Table 2. The State—Employees, Payroll, and Establishments by Industry: 2001—Con.**

[Excludes most government employees, railroad employees, and self-employed persons. Size class 1 to 4 includes establishments with payroll, but no employees, during mid-March pay period. (D) denotes figures withheld to avoid disclosing data for individual companies; the data are included in broader industry totals. For explanation of terms, abbreviations, and data reliability/comparability, see introductory text.]

NAICS code	Industry	Number of employees for week including March 12	Payroll (\$1,000)		Total number of establishments	Number of establishments by employment-size class									
			First quarter	Annual		1 to 4	5 to 9	10 to 19	20 to 49	50 to 99	100 to 249	250 to 499	500 to 999	1,000 or more	
<b>31-33</b>	<b>Manufacturing—Con.</b>														
326	Plastics & rubber products mfg . . . . .	18 422	157 794	632 302	393	86	63	61	79	49	46	7	2	—	
3261	Plastics product mfg . . . . .	16 529	140 866	571 405	349	79	56	51	72	41	42	6	2	—	
32611	Unsupported plastics film, sheet, & bag mfg . . . . .	2 801	25 699	95 069	43	10	4	5	8	6	8	1	1	—	
326111	Unsupported plastics bag mfg . . . . .	462	4 789	18 652	14	3	2	2	5	—	2	—	—	—	
326112	Unsupported plastics packaging film and sheet mfg . . . . .	423	3 860	14 382	4	—	—	—	—	1	3	—	—	—	
326113	Unsupported plastics film and sheet (except packaging) mfg . . . . .	1 916	17 050	62 035	25	7	2	3	3	5	3	1	1	—	
32612	Plastics pipe, pipe fitting, & unsupported profile shape mfg . . . . .	675	5 487	21 876	21	3	6	2	4	5	1	—	—	—	
326121	Unsupported plastics profile shape mfg . . . . .	310	2 759	11 298	14	2	5	1	4	2	—	—	—	—	
326122	Plastics pipe & pipe fitting mfg . . . . .	365	2 728	10 578	7	1	1	1	—	3	1	—	—	—	
32613	Laminated plastics plate, sheet & shape mfg . . . . .	267	2 236	7 564	13	4	4	4	—	—	1	—	—	—	
326130	Laminated plastics plate, sheet & shape mfg . . . . .	267	2 236	7 564	13	4	4	4	—	—	1	—	—	—	
32614	Polystyrene foam product mfg . . . . .	470	3 893	15 608	14	—	5	2	3	3	1	—	—	—	
326140	Polystyrene foam product mfg . . . . .	470	3 893	15 608	14	—	5	2	3	3	1	—	—	—	
32615	Foam product (exc polystyrene) mfg . . . . .	111	1 118	4 631	8	3	—	3	2	—	—	—	—	—	
326150	Foam product (exc polystyrene) mfg . . . . .	111	1 118	4 631	8	3	—	3	2	—	—	—	—	—	
32616	Plastics bottle mfg . . . . .	99	661	2 641	3	—	—	—	—	—	—	—	—	—	
326160	Plastics bottle mfg . . . . .	99	661	2 641	3	—	—	—	—	—	—	—	—	—	
32619	Other plastics product mfg . . . . .	12 106	101 772	424 016	247	59	37	35	52	27	31	5	1	—	
326191	Plastics plumbing fixture mfg . . . . .	(C)	(D)	(D)	11	5	2	2	1	—	1	—	—	—	
326192	Resilient floor covering mfg . . . . .	(A)	(D)	(D)	1	1	—	—	—	—	—	—	—	—	
326199	All other plastics product mfg . . . . .	(J)	(D)	(D)	235	53	35	33	51	27	30	5	1	—	
3262	Rubber product mfg . . . . .	1 893	16 928	60 897	44	7	7	10	7	8	4	1	—	—	
32621	Tire mfg . . . . .	(C)	(D)	(D)	6	2	—	1	2	1	—	—	—	—	
326211	Tire mfg (exc retreading) . . . . .	(A)	(D)	(D)	1	—	—	1	—	—	—	—	—	—	
326212	Tire retreading . . . . .	(C)	(D)	(D)	5	2	—	—	2	1	—	—	—	—	
32622	Rubber & plastics hoses & belting mfg . . . . .	(B)	(D)	(D)	3	1	—	1	1	—	—	—	—	—	
326220	Rubber & plastics hoses & belting mfg . . . . .	(B)	(D)	(D)	3	1	—	1	1	—	—	—	—	—	
32629	Other rubber product mfg . . . . .	1 725	15 638	55 757	35	4	7	8	4	7	4	1	—	—	
326291	Rubber product mfg for mechanical use . . . . .	845	6 376	22 764	16	3	1	1	3	6	2	—	—	—	
326299	All other rubber product mfg . . . . .	880	9 262	32 993	19	1	6	7	1	1	2	1	—	—	
327	Nonmetallic mineral product mfg . . . . .	11 817	124 148	526 953	328	110	69	63	55	11	13	4	1	2	
3271	Clay product & refractory mfg . . . . .	(C)	(D)	(D)	30	17	6	3	3	1	—	—	—	—	
32711	Pottery, ceramics & plumbing fixture mfg . . . . .	(C)	(D)	(D)	26	15	5	3	3	—	—	—	—	—	
327112	Vitreous china & other pottery product mfg . . . . .	148	562	2 307	25	15	5	2	3	—	—	—	—	—	
327113	Porcelain electrical supply mfg . . . . .	(A)	(D)	(D)	1	—	—	1	—	—	—	—	—	—	
32712	Clay building material & refractories mfg . . . . .	(B)	(D)	(D)	4	2	1	—	—	1	—	—	—	—	
327121	Brick & structural clay tile mfg . . . . .	(B)	(D)	(D)	1	—	—	—	—	1	—	—	—	—	
327122	Ceramic wall & floor tile mfg . . . . .	(A)	(D)	(D)	2	1	1	—	—	—	—	—	—	—	
327125	Nonclay refractory mfg . . . . .	(D)	(D)	(D)	1	1	—	—	—	—	—	—	—	—	
3272	Glass & glass product mfg . . . . .	2 781	24 583	100 801	34	12	8	4	3	1	4	1	—	1	
32721	Glass & glass product mfg . . . . .	2 781	24 583	100 801	34	12	8	4	3	1	4	1	—	1	
327211	Flat glass mfg . . . . .	(B)	(D)	(D)	2	1	—	1	—	—	—	—	—	—	
327212	Other pressed & blown glass & glassware mfg . . . . .	(B)	(D)	(D)	6	1	4	—	1	—	—	—	—	—	
327213	Glass container mfg . . . . .	(C)	(D)	(D)	1	—	—	—	—	—	1	—	—	—	
327215	Glass product mfg made of purchased glass . . . . .	2 465	20 719	84 716	25	10	4	3	2	1	3	1	—	1	
3273	Cement & concrete product mfg . . . . .	3 887	33 353	182 526	217	69	51	46	37	8	5	1	—	—	
32731	Cement mfg . . . . .	26	122	984	4	2	1	1	—	—	—	—	—	—	
327310	Cement mfg . . . . .	26	122	984	4	2	1	1	—	—	—	—	—	—	
32732	Ready-mix concrete mfg . . . . .	1 535	12 534	81 720	117	39	28	23	23	4	—	—	—	—	
327320	Ready-mix concrete mfg . . . . .	1 535	12 534	81 720	117	39	28	23	23	4	—	—	—	—	
32733	Concrete pipe, brick & block mfg . . . . .	864	8 844	46 358	39	11	8	7	9	2	—	—	—	—	
327331	Concrete block & brick mfg . . . . .	583	5 113	26 879	26	5	6	6	6	2	1	—	—	—	
327332	Concrete pipe mfg . . . . .	281	3 731	19 479	13	6	2	1	3	—	—	—	—	—	
32739	Other concrete product mfg . . . . .	1 462	11 853	53 464	57	17	14	15	5	2	3	1	—	—	
327390	Other concrete product mfg . . . . .	1 462	11 853	53 464	57	17	14	15	5	2	3	1	—	—	
3274	Lime & gypsum product mfg . . . . .	(A)	(D)	(D)	2	1	1	—	—	—	—	—	—	—	
32742	Gypsum product mfg . . . . .	(A)	(D)	(D)	2	1	1	—	—	—	—	—	—	—	
327420	Gypsum product mfg . . . . .	(A)	(D)	(D)	2	1	1	—	—	—	—	—	—	—	
3279	Other nonmetallic mineral product mfg . . . . .	4 910	64 934	238 228	45	11	3	10	12	1	4	2	1	1	
32791	Abrasive product mfg . . . . .	(H)	(D)	(D)	6	2	—	1	—	1	—	1	—	1	
327910	Abrasive product mfg . . . . .	(H)	(D)	(D)	6	2	—	1	—	1	—	1	—	1	
32799	All other nonmetallic mineral product mfg . . . . .	(G)	(D)	(D)	39	9	3	9	12	—	4	1	1	—	
327991	Cut stone & stone product mfg . . . . .	1 601	14 316	59 096	28	6	3	7	7	—	4	—	1	—	
327992	Ground or treated mineral & earth mfg . . . . .	(B)	(D)	(D)	4	1	—	2	1	—	—	—	—	—	
327993	Mineral wool mfg . . . . .	(F)	(D)	(D)	2	—	—	—	1	—	—	1	—	—	
327999	All oth misc nonmetallic mineral product mfg . . . . .	(C)	(D)	(D)	5	2	—	—	3	—	—	—	—	—	
331	Primary metal mfg . . . . .	7 897	79 095	317 031	143	53	17	18	17	14	14	9	1	—	
3311	Iron & steel mills & ferroalloy mfg . . . . .	730	8 486	34 535	45	28	8	5	2	1	—	1	—	—	
33111	Iron & steel mills & ferroalloy mfg . . . . .	730	8 486	34 535	45	28	8	5	2	1	—	1	—	—	
331111	Iron & steel mills . . . . .	730	8 486	34 535	45	28	8	5	2	1	—	1	—	—	
3312	Steel product mfg from purchased steel . . . . .	(F)	(D)	(D)	13	6	3	2	1	—	—	1	—	—	
33121	Iron, steel pipe & tube mfg from purchased steel . . . . .	(E)	(D)	(D)	6	3	1	—	1	—	—	1	—	—	
331210	Iron, steel pipe & tube mfg from purchased steel . . . . .	(E)	(D)	(D)	6	3	1	—	1	—	—	1	—	—	
33122	Rolling & drawing of purchased steel . . . . .	(B)	(D)	(D)	7	3	2	2	—	—	—	—	—	—	
331221	Rolled steel shape mfg . . . . .	(B)	(D)	(D)	4	1	1	2	—	—	—	—	—	—	
331222	Steel wire drawing . . . . .	(A)	(D)	(D)	3	2	1	—	—	—	—	—	—	—	

See footnotes at end of table.

**Table 2. The State—Employees, Payroll, and Establishments by Industry: 2001—Con.**

[Excludes most government employees, railroad employees, and self-employed persons. Size class 1 to 4 includes establishments with payroll, but no employees, during mid-March pay period. (D) denotes figures withheld to avoid disclosing data for individual companies; the data are included in broader industry totals. For explanation of terms, abbreviations, and data reliability/comparability, see introductory text]

NAICS code	Industry	Number of employees for week including March 12	Payroll (\$1,000)		Total number of establishments	Number of establishments by employment-size class												
			First quarter	Annual		1 to 4	5 to 9	10 to 19	20 to 49	50 to 99	100 to 249	250 to 499	500 to 999	1,000 or more				
<b>31-33</b>	<b>Manufacturing—Con.</b>																	
331	Primary metal mfg—Con.																	
3313	Alumina & aluminum production & processing	617	5 382	19 989	10	5	1	1	—	—	2	1	—	—				
33131	Alumina & aluminum production & processing	617	5 382	19 989	10	5	1	1	—	—	2	1	—	—				
331314	Secondary smelting & alloying of aluminum	(C)	(D)	(D)	2	—	—	1	—	—	1	—	—	—				
331315	Aluminum sheet, plate & foil mfg	(A)	(D)	(D)	3	2	1	—	—	—	—	—	—	—				
331316	Aluminum extruded product mfg	(E)	(D)	(D)	3	1	—	—	—	—	1	1	—	—				
331319	Other aluminum rolling & drawing	(A)	(D)	(D)	2	2	—	—	—	—	—	—	—	—				
3314	Nonferrous (exc alum) production & processing	(F)	(D)	(D)	16	4	1	6	1	2	2	—	—	—				
33141	Nonferrous (exc aluminum) smelting & refining	(A)	(D)	(D)	1	1	—	—	—	—	—	—	—	—				
331419	Other nonferrous metal prim smelting, refining	(A)	(D)	(D)	1	1	—	—	—	—	—	—	—	—				
33142	Copper rolling, drawing, extruding & alloying	(A)	(D)	(D)	3	2	—	1	—	—	—	—	—	—				
331421	Copper rolling, drawing & extruding	(A)	(D)	(D)	3	2	—	1	—	—	—	—	—	—				
33149	Other nonferrous roll, draw, extruding, alloying	532	6 094	21 296	12	1	1	5	1	2	2	—	—	—				
331491	Other nonferrous metal roll, draw, extruding	213	2 359	8 452	3	—	—	1	—	1	1	—	—	—				
331492	Oth nonferrous secondary smelt, refine, alloying	319	3 735	12 844	9	1	1	4	1	1	1	—	—	—				
3315	Foundries	5 479	53 469	216 437	59	10	4	4	13	11	10	6	1	—				
33151	Ferrous metal foundries	1 493	13 642	53 721	27	5	2	3	5	9	2	1	—	—				
331511	Iron foundries	1 142	10 175	41 665	17	2	2	2	3	5	2	1	—	—				
331512	Steel investment foundries	(C)	(D)	(D)	2	—	—	—	—	2	—	—	—	—				
331513	Steel foundries (except investment)	(C)	(D)	(D)	8	3	—	1	2	2	—	—	—	—				
33152	Nonferrous metal foundries	3 986	39 827	162 716	32	5	2	1	8	2	8	5	1	—				
331521	Aluminum die-casting foundries	1 047	11 253	47 249	7	—	1	—	—	1	4	1	—	—				
331522	Nonferrous (exc alum) die-casting foundries	(F)	(D)	(D)	7	—	—	—	4	1	1	1	—	—				
331524	Aluminum foundries (except die-casting)	2 303	22 684	91 864	14	2	1	1	3	—	3	3	1	—				
331525	Copper foundries (except die-casting)	(B)	(D)	(D)	3	2	—	—	1	—	—	—	—	—				
331528	Oth nonferrous foundries (except die-casting)	(A)	(D)	(D)	1	1	—	—	—	—	—	—	—	—				
332	Fabricated metal product mfg	47 301	465 602	1 815 065	1 542	525	267	242	276	127	81	17	4	3				
3321	Forging & stamping	7 501	74 857	276 877	89	12	11	14	20	13	12	4	1	2				
33211	Forging & stamping	7 501	74 857	276 877	89	12	11	14	20	13	12	4	1	2				
332111	Iron & steel forging	(C)	(D)	(D)	3	1	1	—	—	—	1	—	—	—				
332114	Custom roll forming	(F)	(D)	(D)	10	1	1	2	4	1	—	1	—	—				
332116	Metal stamping	6 792	69 350	253 142	76	10	9	12	16	12	11	3	1	2				
3322	Cutlery & handtool mfg	1 591	16 585	65 496	40	11	8	4	4	9	4	—	—	—				
33221	Cutlery & handtool mfg	1 591	16 585	65 496	40	11	8	4	4	9	4	—	—	—				
332211	Cutlery & flatware (exc precious) mfg	(A)	(D)	(D)	1	—	1	—	—	—	—	—	—	—				
332212	Hand & edge tool mfg	(G)	(D)	(D)	33	8	5	4	4	9	3	—	—	—				
332213	Saw blade & handsaw mfg	(A)	(D)	(D)	4	2	2	—	—	—	—	—	—	—				
332214	Kitchen utensil, pot & pan mfg	(C)	(D)	(D)	2	1	—	—	—	—	1	—	—	—				
3323	Architectural & structural metals mfg	6 730	61 202	244 106	246	62	41	40	64	26	12	1	—	—				
33231	Plate work & fabricated structural prod mfg	1 885	17 798	70 554	86	21	18	15	23	5	4	—	—	—				
332311	Prefab metal building & component mfg	235	1 847	7 755	14	6	3	2	1	2	—	—	—	—				
332312	Fabricated structural metal mfg	1 202	11 929	46 785	50	11	7	10	17	2	3	—	—	—				
332313	Plate work mfg	448	4 022	16 014	22	4	8	3	5	1	1	—	—	—				
33232	Ornamental & architectural metal prod mfg	4 845	43 404	173 552	160	41	23	25	41	21	8	1	—	—				
332321	Metal window & door mfg	494	3 857	14 988	19	4	1	4	8	2	—	—	—	—				
332322	Sheet metal work mfg	3 728	34 326	136 090	101	20	15	16	25	16	8	1	—	—				
332323	Ornamental & architectural metal work mfg	623	5 221	22 474	40	17	7	5	8	3	—	—	—	—				
3324	Boiler, tank & shipping container mfg	2 649	28 582	119 016	36	5	5	4	5	4	12	1	—	—				
33241	Power boiler & heat exchanger mfg	683	8 092	29 462	10	1	4	—	1	—	4	—	—	—				
332410	Power boiler & heat exchanger mfg	683	8 092	29 462	10	1	4	—	1	—	4	—	—	—				
33242	Metal tank (heavy gauge) mfg	921	9 732	42 561	13	2	—	4	2	2	2	1	—	—				
332420	Metal tank (heavy gauge) mfg	921	9 732	42 561	13	2	—	4	2	2	2	1	—	—				
33243	Light gauge metal container mfg	1 045	10 758	46 993	13	2	1	—	2	2	6	—	—	—				
332431	Metal can mfg	906	9 698	43 218	8	1	—	—	—	1	6	—	—	—				
332439	Other metal container mfg	139	1 060	3 775	5	1	1	—	2	1	—	—	—	—				
3325	Hardware mfg	1 374	9 602	41 137	18	8	2	3	—	3	1	—	1	—				
33251	Hardware mfg	1 374	9 602	41 137	18	8	2	3	—	3	1	—	1	—				
332510	Hardware mfg	1 374	9 602	41 137	18	8	2	3	—	3	1	—	1	—				
3326	Spring & wire product mfg	1 601	13 822	52 656	38	10	6	6	7	5	2	2	—	—				
33261	Spring & wire product mfg	1 601	13 822	52 656	38	10	6	6	7	5	2	2	—	—				
332611	Spring (heavy gauge) mfg	(B)	(D)	(D)	2	—	—	2	—	—	—	—	—	—				
332612	Spring (light gauge) mfg	(C)	(D)	(D)	7	3	1	—	2	1	—	—	—	—				
332618	Other fabricated wire product mfg	1 428	12 366	47 583	29	7	5	4	5	4	2	2	—	—				
3327	Mach shops, turn prod, screw, nut, bolt mfg	13 140	125 962	492 354	739	314	129	119	112	42	19	4	—	—				
33271	Machine shops	9 699	92 775	360 908	644	302	116	95	86	31	11	3	—	—				
332710	Machine shops	9 699	92 775	360 908	644	302	116	95	86	31	11	3	—	—				
33272	Turned product & screw, nut & bolt mfg	3 441	33 187	131 446	95	12	13	24	26	11	8	1	—	—				
332721	Precision turned product mfg	3 142	30 267	120 771	85	11	13	20	22	11	7	1	—	—				
332722	Bolt, nut, screw, rivet & washer mfg	299	2 920	10 675	10	1	—	4	4	—	1	—	—	—				
3328	Coating, engrave, heat treating & oth activity	4 728	41 716	148 409	163	41	29	30	34	16	12	1	—	—				
33281	Coating, engrave, heat treating & oth activity	4 728	41 716	148 409	163	41	29	30	34	16	12	1	—	—				
332811	Metal heat treating	411	6 395	18 121	12	1	2	2	4	3	—	—	—	—				
332812	Metal coating, engraving & allied services	2 082	16 107	58 972	71	14	12	14	18	6	7	—	—	—				

See footnotes at end of table.

**Table 2. The State—Employees, Payroll, and Establishments by Industry: 2001—Con.**

[Excludes most government employees, railroad employees, and self-employed persons. Size class 1 to 4 includes establishments with payroll, but no employees, during mid-March pay period. (D) denotes figures withheld to avoid disclosing data for individual companies; the data are included in broader industry totals. For explanation of terms, abbreviations, and data reliability/comparability, see introductory text]

NAICS code	Industry	Number of employees for week including March 12	Payroll (\$1,000)		Total number of establishments	Number of establishments by employment-size class									
			First quarter	Annual		1 to 4	5 to 9	10 to 19	20 to 49	50 to 99	100 to 249	250 to 499	500 to 999	1,000 or more	
<b>31-33</b>	<b>Manufacturing—Con.</b>														
332	Fabricated metal product mfg—Con.														
3328	Coating, engrave, heat treating & oth activity—Con.														
33281	Coating, engrave, heat treating & oth activity—Con.														
332813	Electropl, plating, polish, anodize, coloring.....	2 235	19 214	71 316	80	26	15	14	12	7	5	1	—	—	
3329	Other fabricated metal product mfg.....	7 987	93 274	375 014	173	62	36	22	30	9	7	4	2	1	
33291	Metal valve mfg.....	3 032	33 124	128 282	35	7	5	2	9	3	5	3	1	—	
332911	Industrial valve mfg.....	1 538	17 551	69 093	12	—	2	—	5	1	2	1	1	—	
332912	Fluid power valve & hose fitting mfg.....	1 460	15 056	57 487	20	6	2	2	3	2	3	2	—	—	
332913	Plumbing fixture fitting & trim mfg.....	(A)	(D)	(D)	1	—	1	—	—	—	—	—	—	—	
332919	Other metal valve & pipe fitting mfg.....	(B)	(D)	(D)	2	1	—	—	1	—	—	—	—	—	
33299	All other fabricated metal product mfg.....	4 955	60 150	246 732	138	55	31	20	21	6	2	1	1	1	
332991	Ball & roller bearing mfg.....	(A)	(D)	(D)	2	1	—	1	—	—	—	—	—	—	
332992	Small arms ammunition mfg.....	(F)	(D)	(D)	2	1	—	—	—	—	—	—	1	—	
332993	Ammunition (exc small arms) mfg.....	(E)	(D)	(D)	1	—	—	—	—	—	—	—	1	—	
332994	Small arms mfg.....	(B)	(D)	(D)	5	3	1	1	—	—	—	—	—	—	
332995	Other ordnance & accessories mfg.....	(G)	(D)	(D)	1	—	—	—	—	—	—	—	—	1	
332996	Fabricated pipe & pipe fitting mfg.....	(F)	(D)	(D)	16	3	3	4	2	2	2	—	—	—	
332997	Industrial pattern mfg.....	154	1 766	8 036	18	7	7	1	3	—	—	—	—	—	
332999	All other misc fabricated metal product mfg.....	1 174	9 443	39 755	93	40	20	13	16	4	—	—	—	—	
333	Machinery mfg.....	38 959	416 523	1 598 516	872	246	144	156	150	83	60	20	13	—	
3331	Ag, construction & mining machinery mfg....	6 110	52 863	229 024	115	29	21	19	20	15	6	1	4	—	
33311	Agricultural implement mfg.....	(H)	(D)	(D)	75	20	12	14	13	9	4	1	2	—	
333111	Farm machinery & equipment mfg.....	(H)	(D)	(D)	70	19	11	13	13	8	4	1	1	—	
333112	Lawn & garden equipment mfg.....	(F)	(D)	(D)	5	1	1	1	—	1	—	—	1	—	
33312	Construction machinery mfg.....	2 338	25 149	101 530	34	6	7	5	6	6	2	—	2	—	
333120	Construction machinery mfg.....	2 338	25 149	101 530	34	6	7	5	6	6	2	—	2	—	
33313	Mining & oil & gas field machinery mfg.....	(B)	(D)	(D)	6	3	2	—	1	—	—	—	—	—	
333131	Mining machinery & equipment mfg.....	(B)	(D)	(D)	5	3	1	—	1	—	—	—	—	—	
333132	Oil & gas field machinery & equipment mfg.....	(A)	(D)	(D)	1	—	1	—	—	—	—	—	—	—	
3332	Industrial machinery mfg.....	4 165	47 045	178 471	107	36	12	17	20	8	11	3	—	—	
33321	Sawmill & woodworking machinery mfg....	(F)	(D)	(D)	11	2	1	2	3	1	1	1	—	—	
333210	Sawmill & woodworking machinery mfg....	(F)	(D)	(D)	11	2	1	2	3	1	1	1	—	—	
33322	Plastics & rubber industry machinery mfg....	(C)	(D)	(D)	8	4	1	—	1	1	1	—	—	—	
333220	Plastics & rubber industry machinery mfg.....	(C)	(D)	(D)	8	4	1	—	1	1	1	—	—	—	
33329	Other industrial machinery mfg.....	3 196	36 639	139 312	88	30	10	15	16	6	9	2	—	—	
333291	Paper industry machinery mfg.....	68	726	2 850	5	2	—	2	1	—	—	—	—	—	
333293	Printing machinery & equipment mfg.....	317	3 364	13 724	16	7	2	3	—	1	—	—	—	—	
333294	Food product machinery mfg.....	682	7 362	27 831	19	5	2	—	7	3	2	—	—	—	
333295	Semiconductor machinery mfg.....	855	12 331	44 503	7	1	—	1	—	4	1	—	—	—	
333298	All other industrial machinery mfg.....	1 274	12 856	50 404	41	15	6	9	5	3	2	1	—	—	
3333	Commercial & service industry machinery mfg.....	4 136	46 786	180 533	78	21	10	14	17	5	6	4	1	—	
33331	Commercial & service industry machinery mfg.....	4 136	46 786	180 533	78	21	10	14	17	5	6	4	1	—	
333311	Automatic vending machine mfg.....	(E)	(D)	(D)	5	1	—	1	2	—	—	1	—	—	
333313	Office machinery mfg.....	(E)	(D)	(D)	4	—	1	1	—	—	2	—	—	—	
333314	Optical instrument & lens mfg.....	532	7 140	34 710	12	4	1	1	3	—	3	—	—	—	
333315	Photographic & photocopying equipment mfg.....	141	1 650	5 718	10	4	3	1	1	1	—	—	—	—	
333319	Oth commercial, service industry machinery mfg.....	2 771	30 136	108 866	47	12	5	10	11	4	1	3	1	—	
3334	HVAC & commercial refrigeration equipment mfg.....	4 931	57 170	199 449	58	17	11	3	8	8	5	3	3	—	
33341	HVAC & commercial refrigeration equipment mfg.....	4 931	57 170	199 449	58	17	11	3	8	8	5	3	3	—	
333411	Air purification equipment mfg.....	127	967	3 803	8	3	2	—	2	1	—	—	—	—	
333412	Industrial & commercial fan & blower mfg.....	300	2 777	11 442	6	1	2	—	1	1	—	—	—	—	
333414	Heating equipment (exc warm air furnaces) mfg.....	921	8 652	32 001	23	7	7	1	3	4	—	1	—	—	
333415	AC, warm air htg & commercial refrig equip mfg.....	3 583	44 774	152 203	21	6	—	2	2	2	4	2	3	—	
3335	Metalworking machinery mfg.....	6 557	71 478	255 734	274	88	51	62	45	17	8	2	1	—	
33351	Metalworking machinery mfg.....	6 557	71 478	255 734	274	88	51	62	45	17	8	2	1	—	
333511	Industrial mold mfg.....	1 446	16 843	59 242	101	30	24	22	20	5	—	—	—	—	
333512	Machine tool (metal cutting types) mfg..	(F)	(D)	(D)	10	2	1	3	—	1	2	1	—	—	
333513	Machine tool (metal forming types) mfg..	(C)	(D)	(D)	5	1	—	1	2	1	—	—	—	—	
333514	Special die, tool, die set, jig & fixture mfg.....	3 220	35 473	127 025	109	33	19	28	17	6	4	1	1	—	
333515	Cutting tool & machine tool accessory mfg.....	745	7 265	25 561	38	19	7	7	1	2	2	—	—	—	
333518	Other metalworking machinery mfg.....	(E)	(D)	(D)	11	3	—	1	5	2	—	—	—	—	
3336	Engine, turbine & power transmsn equip mfg.....	930	9 498	36 536	19	2	1	6	5	3	1	1	—	—	
33361	Engine, turbine & power transmsn equip mfg.....	930	9 498	36 536	19	2	1	6	5	3	1	1	—	—	
333611	Turbine & turbine generator set unit mfg.....	(B)	(D)	(D)	2	—	—	1	1	—	—	—	—	—	
333612	Speed changer, ind high-speed drive & gear mfg.....	522	5 202	19 964	9	1	—	3	1	3	—	1	—	—	
333613	Mechanical power transmission equipment mfg.....	(E)	(D)	(D)	4	—	—	1	2	—	1	—	—	—	
333618	Other engine equipment mfg.....	(B)	(D)	(D)	4	1	1	1	1	—	—	—	—	—	
3339	Other general purpose machinery mfg.....	12 130	131 683	518 769	221	53	38	35	35	27	23	6	4	—	
33391	Pump & compressor mfg.....	2 119	25 627	102 928	20	4	5	1	3	1	3	2	1	—	
333911	Pump & pumping equipment mfg.....	1 270	16 449	68 577	9	2	2	—	1	1	1	1	1	—	
333912	Air & gas compressor mfg.....	(F)	(D)	(D)	9	2	2	—	2	—	2	1	—	—	
333913	Measuring & dispensing pump mfg.....	(B)	(D)	(D)	2	—	1	1	—	—	—	—	—	—	

See footnotes at end of table.

Table 2. The State—Employees, Payroll, and Establishments by Industry: 2001—Con.

[Excludes most government employees, railroad employees, and self-employed persons. Size class 1 to 4 includes establishments with payroll, but no employees, during mid-March pay period. (D) denotes figures withheld to avoid disclosing data for individual companies; the data are included in broader industry totals. For explanation of terms, abbreviations, and data reliability/comparability, see introductory text]

NAICS code	Industry	Number of employees for week including March 12	Payroll (\$1,000)		Total number of establishments	Number of establishments by employment-size class											
			First quarter	Annual		1 to 4	5 to 9	10 to 19	20 to 49	50 to 99	100 to 249	250 to 499	500 to 999	1,000 or more			
<b>31-33</b>	<b>Manufacturing—Con.</b>																
333	Machinery mfg—Con.																
3339	Other general purpose machinery mfg—Con.																
33392	Material handling equipment mfg.....	2 463	22 864	89 077	65	10	12	10	16	10	7	—	—	—	—	—	—
333921	Elevator & moving stairway mfg.....	303	3 152	13 175	6	1	1	2	—	1	1	—	—	—	—	—	—
333922	Conveyor & conveying equipment mfg..	808	7 859	29 103	25	3	4	6	7	3	2	—	—	—	—	—	—
333923	Overhead crane, hoist & monorail system mfg.....	537	4 971	18 135	17	5	2	—	6	3	1	—	—	—	—	—	—
333924	Ind truck, tractor, trailer, stacker mach mfg.....	815	6 882	28 664	17	1	5	2	3	3	3	—	—	—	—	—	—
33399	All other general purpose machinery mfg..	7 548	83 192	326 764	136	39	21	24	16	16	13	4	3	—	—	—	—
333991	Power-driven handtool mfg.....	(G)	(D)	(D)	10	2	2	—	2	1	1	1	1	—	—	—	—
333992	Welding & soldering equipment mfg.....	390	3 999	11 807	6	3	—	2	—	—	—	1	—	—	—	—	—
333993	Packaging machinery mfg.....	1 889	20 997	80 457	33	6	5	4	7	5	5	—	1	—	—	—	—
333994	Industrial process furnace & oven mfg..	424	5 007	18 150	8	1	2	1	—	3	1	—	—	—	—	—	—
333995	Fluid power cylinder & actuator mfg.....	417	4 250	17 266	9	2	—	2	4	2	1	2	—	—	—	—	—
333996	Fluid power pump & motor mfg.....	350	3 158	13 281	6	—	2	2	—	1	1	—	—	—	—	—	—
333997	Scale & balance (except laboratory) mfg.....	(F)	(D)	(D)	3	1	—	—	—	1	—	1	—	—	—	—	—
333999	All other general purpose machinery mfg.....	1 996	22 308	97 736	61	24	10	13	5	4	3	1	1	—	—	—	—
334	Computer & electronic product mfg.....	61 560	785 939	2 888 884	463	121	56	50	79	38	61	33	16	9	—	—	—
3341	Computer & peripheral equipment mfg.....	18 219	267 102	1 005 653	60	20	6	7	9	4	4	3	4	3	—	—	—
33411	Computer & peripheral equipment mfg.....	18 219	267 102	1 005 653	60	20	6	7	9	4	4	3	4	3	—	—	—
334111	Electronic computer mfg.....	(G)	(D)	(D)	13	5	1	1	4	1	—	—	1	—	—	—	—
334112	Computer storage device mfg.....	(I)	(D)	(D)	15	2	2	1	2	1	1	2	2	2	—	—	—
334113	Computer terminal mfg.....	(B)	(D)	(D)	3	2	—	—	1	—	—	—	—	—	—	—	—
334119	Other computer peripheral equipment mfg.....	9 461	167 970	572 353	29	11	3	5	2	2	3	1	1	1	—	—	—
3342	Communications equipment mfg.....	3 935	48 325	160 650	37	12	4	2	3	4	6	5	1	—	—	—	—
33421	Telephone apparatus mfg.....	1 257	20 453	56 471	13	5	1	1	1	2	1	1	1	—	—	—	—
334210	Telephone apparatus mfg.....	1 257	20 453	56 471	13	5	1	1	1	2	1	1	1	—	—	—	—
33422	Radio, TV broadcast & wireless comm equip mfg.....	1 755	17 073	62 897	17	7	1	—	2	1	3	3	—	—	—	—	—
334220	Radio, TV broadcast & wireless comm equip mfg.....	1 755	17 073	62 897	17	7	1	—	2	1	3	3	—	—	—	—	—
33429	Other communications equipment mfg.....	923	10 799	41 282	7	—	2	1	—	1	2	1	—	—	—	—	—
334290	Other communications equipment mfg.....	923	10 799	41 282	7	—	2	1	—	1	2	1	—	—	—	—	—
3343	Audio & video equipment mfg.....	213	1 739	6 794	12	4	3	—	5	—	—	—	—	—	—	—	—
33431	Audio & video equipment mfg.....	213	1 739	6 794	12	4	3	—	5	—	—	—	—	—	—	—	—
334310	Audio & video equipment mfg.....	213	1 739	6 794	12	4	3	—	5	—	—	—	—	—	—	—	—
3344	Semiconductor & oth electronic component mfg.....	16 854	152 092	541 724	174	32	25	15	37	18	26	15	5	1	—	—	—
33441	Semiconductor & oth electronic component mfg.....	16 854	152 092	541 724	174	32	25	15	37	18	26	15	5	1	—	—	—
334411	Electron tube mfg.....	(A)	(D)	(D)	2	1	1	—	—	—	—	—	—	—	—	—	—
334412	Bare printed circuit board mfg.....	4 452	39 718	127 824	60	10	9	6	12	7	11	5	—	—	—	—	—
334413	Semiconductor & related device mfg.....	2 812	31 347	121 593	20	3	3	—	8	—	2	2	2	—	—	—	—
334415	Electronic resistor mfg.....	(E)	(D)	(D)	3	—	—	—	—	1	2	—	—	—	—	—	—
334416	Electronic coil, transformer, oth inductor mfg.....	(E)	(D)	(D)	10	4	—	2	3	—	1	—	—	—	—	—	—
334417	Electronic connector mfg.....	516	5 271	19 989	10	3	2	1	1	2	—	1	—	—	—	—	—
334418	Printed circuit assembly (electronic assembly) mfg.....	4 149	36 545	130 198	22	1	3	1	6	3	2	3	2	1	—	—	—
334419	Other electronic component mfg.....	4 245	34 539	124 446	47	10	7	5	7	5	8	4	1	—	—	—	—
3345	Nav, measuring, medical, control instruments mfg.....	20 860	299 554	1 109 890	157	45	16	23	20	10	23	10	5	5	—	—	—
33451	Nav, measuring, medical, control instruments mfg.....	20 860	299 554	1 109 890	157	45	16	23	20	10	23	10	5	5	—	—	—
334510	Electromedical apparatus mfg.....	8 437	134 563	449 458	41	8	2	6	4	4	8	5	3	1	—	—	—
334511	Search, detection & navigation instrument mfg.....	3 769	46 006	188 979	10	1	1	2	—	1	1	1	2	1	—	—	—
334512	Automatic environmental control mfg.....	2 060	28 416	110 685	13	6	3	—	1	—	2	—	—	—	—	—	—
334513	Industrial process control mfg.....	2 415	31 843	122 412	34	11	5	5	7	1	3	1	—	—	—	—	—
334514	Total fluid meter & counting device mfg.....	(E)	(D)	(D)	2	—	—	1	—	—	1	—	—	—	—	—	—
334515	Electricity measuring, testing instrument mfg.....	872	10 958	42 242	16	6	3	1	1	1	3	1	—	—	—	—	—
334516	Analytical laboratory instrument mfg.....	1 032	15 364	66 617	13	5	—	2	1	1	2	2	—	—	—	—	—
334517	Irradiation apparatus mfg.....	(A)	(D)	(D)	1	1	—	—	—	—	—	—	—	—	—	—	—
334518	Watch, clock & part mfg.....	(C)	(D)	(D)	4	1	—	1	—	1	—	—	—	—	—	—	—
334519	Other measuring & controlling device mfg.....	1 814	29 864	115 825	23	6	2	5	6	1	2	—	—	—	—	—	—
3346	Mfg & reproducing magnetic & optical media.....	1 479	17 127	64 173	23	8	2	3	5	2	2	—	1	—	—	—	—
33461	Mfg & reproducing magnetic & optical media.....	1 479	17 127	64 173	23	8	2	3	5	2	2	—	1	—	—	—	—
334611	Software reproducing.....	(G)	(D)	(D)	6	3	1	—	—	—	1	—	—	—	—	—	—
334612	Prerecorded CD, tape, record reproducing.....	(E)	(D)	(D)	12	4	1	2	3	1	1	—	—	—	—	—	—
334613	Magnetic and optical recording media mfg.....	133	2 413	12 666	5	1	—	1	2	1	—	—	—	—	—	—	—
335	Electrical equip, appliance & component mfg..	11 637	117 344	442 728	146	38	20	17	32	16	16	4	—	3	—	—	—
3351	Electric lighting equipment mfg.....	557	5 275	20 829	12	5	1	2	1	—	3	—	—	—	—	—	—
33511	Electric lamp bulb & part mfg.....	(D)	(D)	(D)	1	1	—	—	—	—	—	—	—	—	—	—	—
335110	Electric lamp bulb & part mfg.....	(A)	(D)	(D)	1	1	—	—	—	—	—	—	—	—	—	—	—
33512	Lighting fixture mfg.....	(F)	(D)	(D)	11	4	1	2	1	—	3	—	—	—	—	—	—
335121	Residential electric lighting fixture mfg..	(A)	(D)	(D)	3	3	—	—	—	—	—	—	—	—	—	—	—
335122	Commercial electric lighting fixture mfg..	(E)	(D)	(D)	6	1	1	2	1	—	1	—	—	—	—	—	—
335129	Other lighting equipment mfg.....	(E)	(D)	(D)	2	—	—	—	—	—	2	—	—	—	—	—	—

See footnotes at end of table.

**Table 2. The State—Employees, Payroll, and Establishments by Industry: 2001—Con.**

[Excludes most government employees, railroad employees, and self-employed persons. Size class 1 to 4 includes establishments with payroll, but no employees, during mid-March pay period. (D) denotes figures withheld to avoid disclosing data for individual companies; the data are included in broader industry totals. For explanation of terms, abbreviations, and data reliability/comparability, see introductory text]

NAICS code	Industry	Number of employees for week including March 12	Payroll (\$1,000)		Total number of establishments	Number of establishments by employment-size class														
			First quarter	Annual		1 to 4	5 to 9	10 to 19	20 to 49	50 to 99	100 to 249	250 to 499	500 to 999	1,000 or more						
<b>31-33</b>	<b>Manufacturing—Con.</b>																			
335	Electrical equip, appliance & component mfg—Con.																			
3352	Household appliance mfg . . . . .	1 954	13 916	58 699	9	2	—	—	5	1	—	—	—	—	—	—	—	—	—	1
33521	Small electrical appliance mfg . . . . .	(C)	(D)	(D)	7	2	—	—	4	1	—	—	—	—	—	—	—	—	—	—
335211	Electric housewares & fan mfg . . . . .	(C)	(D)	(D)	6	1	—	—	4	1	—	—	—	—	—	—	—	—	—	—
335212	Household vacuum cleaner mfg . . . . .	(A)	(D)	(D)	1	1	—	—	—	—	—	—	—	—	—	—	—	—	—	—
33522	Major appliance mfg . . . . .	(G)	(D)	(D)	2	—	—	—	1	—	—	—	—	—	—	—	—	—	—	1
335222	Household refrigerator & freezer mfg . . .	(G)	(D)	(D)	1	—	—	—	—	—	—	—	—	—	—	—	—	—	—	1
335228	Other major household appliance mfg . .	(B)	(D)	(D)	1	—	—	—	1	—	—	—	—	—	—	—	—	—	—	—
3353	Electrical equipment mfg . . . . .	6 050	64 747	232 046	79	15	15	11	15	8	11	3	—	—	—	—	—	—	—	1
33531	Electrical equipment mfg . . . . .	6 050	64 747	232 046	79	15	15	11	15	8	11	3	—	—	—	—	—	—	—	1
335311	Power, distribution, specialty transformer mfg . . . . .	(C)	(D)	(D)	9	2	3	1	2	—	1	—	—	—	—	—	—	—	—	—
335312	Motor & generator mfg . . . . .	3 101	36 701	129 052	13	5	2	3	4	2	3	1	—	—	—	—	—	—	—	1
335313	Switchgear & switchboard apparatus mfg . . . . .	(E)	(D)	(D)	21	2	2	2	5	1	1	—	—	—	—	—	—	—	—	—
335314	Relay & industrial control mfg . . . . .	2 267	22 190	78 809	36	6	8	5	4	5	6	2	—	—	—	—	—	—	—	—
3359	Other electrical equipment & component mfg . . . . .	3 076	33 406	131 154	46	16	4	4	11	7	2	1	—	—	—	—	—	—	—	1
33591	Battery mfg . . . . .	(B)	(D)	(D)	4	2	1	—	1	—	—	—	—	—	—	—	—	—	—	—
335911	Storage battery mfg . . . . .	(B)	(D)	(D)	3	1	1	—	1	—	—	—	—	—	—	—	—	—	—	—
335912	Primary battery mfg . . . . .	(A)	(D)	(D)	1	1	—	—	—	—	—	—	—	—	—	—	—	—	—	—
33592	Communication & energy wire & cable mfg . . . . .	(C)	(D)	(D)	5	1	—	1	1	2	—	—	—	—	—	—	—	—	—	—
335921	Fiber optic cable mfg . . . . .	(A)	(D)	(D)	1	1	—	—	—	—	—	—	—	—	—	—	—	—	—	—
335929	Other communication & energy wire mfg . . . . .	(C)	(D)	(D)	4	—	—	1	1	2	—	—	—	—	—	—	—	—	—	—
33593	Wiring device mfg . . . . .	1 866	23 341	90 381	15	6	2	1	3	1	1	—	—	—	—	—	—	—	—	1
335931	Current-carrying wiring device mfg . . . .	(C)	(D)	(D)	11	5	1	1	3	1	—	—	—	—	—	—	—	—	—	—
335932	Noncurrent-carrying wiring device mfg . .	(G)	(D)	(D)	4	1	1	—	—	—	—	—	—	—	—	—	—	—	—	1
33599	All oth electrical equipment & component mfg . . . . .	965	8 483	33 105	22	7	1	2	6	4	1	1	—	—	—	—	—	—	—	—
335991	Carbon & graphite product mfg . . . . .	(A)	(D)	(D)	1	—	—	—	1	—	—	—	—	—	—	—	—	—	—	—
335999	All oth misc electrical equip & component mfg . . . . .	(F)	(D)	(D)	21	7	1	1	6	4	1	1	—	—	—	—	—	—	—	—
336	Transportation equipment mfg . . . . .	15 233	143 451	561 049	202	67	25	27	30	22	15	10	4	—	—	—	—	—	—	2
3361	Motor vehicle mfg . . . . .	(G)	(D)	(D)	4	2	—	1	—	—	—	—	—	—	—	—	—	—	—	1
33611	Automobile & light duty motor vehicle mfg .	(G)	(D)	(D)	2	1	—	—	—	—	—	—	—	—	—	—	—	—	—	1
336111	Automobile mfg . . . . .	(A)	(D)	(D)	1	1	—	—	—	—	—	—	—	—	—	—	—	—	—	—
336112	Light truck & utility vehicle mfg . . . . .	(G)	(D)	(D)	1	—	—	—	—	—	—	—	—	—	—	—	—	—	—	1
33612	Heavy duty truck mfg . . . . .	(A)	(D)	(D)	2	1	—	—	1	—	—	—	—	—	—	—	—	—	—	—
336120	Heavy duty truck mfg . . . . .	(A)	(D)	(D)	2	1	—	—	1	—	—	—	—	—	—	—	—	—	—	—
3362	Motor vehicle body & trailer mfg . . . . .	2 725	20 370	76 939	48	15	5	4	10	9	3	1	1	—	—	—	—	—	—	—
33621	Motor vehicle body & trailer mfg . . . . .	2 725	20 370	76 939	48	15	5	4	10	9	3	1	1	—	—	—	—	—	—	—
336211	Motor vehicle body mfg . . . . .	1 246	8 936	36 115	17	4	1	3	4	3	1	—	—	—	—	—	—	—	—	—
336212	Truck trailer mfg . . . . .	(F)	(D)	(D)	9	3	—	—	3	2	—	1	—	—	—	—	—	—	—	—
336213	Motor home mfg . . . . .	(A)	(D)	(D)	2	2	—	—	—	—	—	—	—	—	—	—	—	—	—	—
336214	Travel trailer & camper mfg . . . . .	(F)	(D)	(D)	20	6	4	1	3	4	2	—	—	—	—	—	—	—	—	—
3363	Motor vehicle parts mfg . . . . .	4 075	32 971	127 389	75	30	10	12	6	5	6	6	—	—	—	—	—	—	—	—
33631	Motor vehicle gas engine & engine parts mfg . . . . .	799	7 338	29 421	20	12	3	1	1	1	1	—	—	—	—	—	—	—	—	—
336311	Carburetor, piston, piston ring & valve mfg . . . . .	(F)	(D)	(D)	5	2	—	1	1	—	—	1	—	—	—	—	—	—	—	—
336312	Gasoline engine & engine parts mfg . . . .	(E)	(D)	(D)	15	10	3	—	—	1	—	—	—	—	—	—	—	—	—	—
33632	MV electrical & electronic equipment mfg . .	867	6 363	25 102	16	8	1	1	2	1	2	1	—	—	—	—	—	—	—	—
336321	Vehicular lighting equipment mfg . . . . .	(C)	(D)	(D)	1	—	—	—	—	—	—	—	—	—	—	—	—	—	—	—
336322	Other MV electrical & electronic equip mfg . . . . .	(F)	(D)	(D)	15	8	1	1	2	1	1	1	—	—	—	—	—	—	—	—
33633	Motor vehicle steering & suspension parts mfg . . . . .	(B)	(D)	(D)	4	1	1	2	—	—	—	—	—	—	—	—	—	—	—	—
336330	Motor vehicle steering & suspension parts mfg . . . . .	(B)	(D)	(D)	4	1	1	2	—	—	—	—	—	—	—	—	—	—	—	—
33634	Motor vehicle brake system mfg . . . . .	(E)	(D)	(D)	4	2	—	1	—	—	—	—	—	—	—	—	—	—	—	—
336340	Motor vehicle brake system mfg . . . . .	(E)	(D)	(D)	4	2	—	1	—	—	—	—	—	—	—	—	—	—	—	—
33635	MV transmission & power train parts mfg . .	664	6 600	25 533	9	3	1	3	—	—	—	—	—	—	—	—	—	—	—	—
336350	MV transmission & power train parts mfg . .	(A)	(D)	(D)	2	1	1	3	—	—	—	—	—	—	—	—	—	—	—	—
33636	Motor vehicle seating & interior trim mfg . .	(A)	(D)	(D)	2	1	1	—	—	—	—	—	—	—	—	—	—	—	—	—
336360	Motor vehicle seating & interior trim mfg . .	(A)	(D)	(D)	2	1	1	—	—	—	—	—	—	—	—	—	—	—	—	—
33637	Motor vehicle metal stamping . . . . .	372	2 076	7 438	5	2	—	—	1	1	—	—	—	—	—	—	—	—	—	—
336370	Motor vehicle metal stamping . . . . .	372	2 076	7 438	5	2	—	—	1	1	—	—	—	—	—	—	—	—	—	—
33639	Other motor vehicle parts mfg . . . . .	988	7 584	28 712	15	1	3	4	2	2	2	1	—	—	—	—	—	—	—	—
336399	All other motor vehicle parts mfg . . . . .	988	7 584	28 712	15	1	3	4	2	2	2	1	—	—	—	—	—	—	—	—
3364	Aerospace product & parts mfg . . . . .	(F)	(D)	(D)	20	3	4	5	3	3	2	—	—	—	—	—	—	—	—	—
33641	Aerospace product & parts mfg . . . . .	(F)	(D)	(D)	20	3	4	5	3	3	2	—	—	—	—	—	—	—	—	—
336411	Aircraft mfg . . . . .	(A)	(D)	(D)	2	1	1	—	—	—	—	—	—	—	—	—	—	—	—	—
336412	Aircraft engine & engine parts mfg . . . .	(C)	(D)	(D)	3	—	—	1	—	2	—	—	—	—	—	—	—	—	—	—
336413	Other aircraft part & auxiliary equipment mfg . . . . .	(F)	(D)	(D)	15	2	3	4	3	1	2	—	—	—	—	—	—	—	—	—
3365	Railroad rolling stock mfg . . . . .	(E)	(D)	(D)	3	—	—	1	1	—	—	—	—	—	—	—	—	—	—	—
33651	Railroad rolling stock mfg . . . . .	(E)	(D)	(D)	3	—	—	1	1	—	—	—	—	—	—	—	—	—	—	—
336510	Railroad rolling stock mfg . . . . .	(E)	(D)	(D)	3	—	—	1	1	—	—	—	—	—	—	—	—	—	—	—
3366	Ship & boat building . . . . .	2 596	18 452	75 077	22	6	2	—	5	3	2	2	—	—	—	—	—	—	—	—

**Table 2. The State—Employees, Payroll, and Establishments by Industry: 2001—Con.**

[Excludes most government employees, railroad employees, and self-employed persons. Size class 1 to 4 includes establishments with payroll, but no employees, during mid-March pay period. (D) denotes figures withheld to avoid disclosing data for individual companies; the data are included in broader industry totals. For explanation of terms, abbreviations, and data reliability/comparability, see introductory text]

NAICS code	Industry	Number of employees for week including March 12	Payroll (\$1,000)		Total number of establishments	Number of establishments by employment-size class												
			First quarter	Annual		1 to 4	5 to 9	10 to 19	20 to 49	50 to 99	100 to 249	250 to 499	500 to 999	1,000 or more				
<b>31-33</b>	<b>Manufacturing—Con.</b>																	
337	Furniture & related product mfg—Con.																	
3371	HH & institutional furniture & kitchen cabinet mfg	7 277	55 842	224 785	375	190	75	57	33	7	6	3	4	—	—	—	—	
33711	Wood kitchen cabinet & countertop mfg	4 428	30 195	131 780	262	134	57	37	23	4	2	3	2	—	—	—	—	
337110	Wood kitchen cabinet & countertop mfg	4 428	30 195	131 780	262	134	57	37	23	4	2	3	2	—	—	—	—	
33712	Household & institutional furniture mfg	2 849	25 647	93 005	113	56	18	20	10	3	4	—	2	—	—	—	—	
337121	Upholstered household furniture mfg	192	984	4 336	19	10	4	3	1	1	—	—	—	—	—	—	—	
337122	Nonupholstered wood household furniture mfg	485	2 191	8 702	65	38	11	9	6	1	—	—	—	—	—	—	—	
337124	Metal household furniture manufacturing	(F)	(D)	(D)	5	1	1	2	—	—	—	—	1	—	—	—	—	
337125	Household furniture (exc wood & metal) mfg	(B)	(D)	(D)	3	1	1	1	—	—	—	—	—	—	—	—	—	
337127	Institutional furniture mfg	1 552	17 830	63 817	20	5	1	5	3	1	4	—	1	—	—	—	—	
337129	Wood TV, radio, sewing machine cabinet mfg	(A)	(D)	(D)	1	1	—	—	—	—	—	—	—	—	—	—	—	
3372	Office furniture (including fixtures) mfg	3 755	34 469	133 451	118	27	17	23	31	12	7	1	—	—	—	—	—	
33721	Office furniture (including fixtures) mfg	3 755	34 469	133 451	118	27	17	23	31	12	7	1	—	—	—	—	—	
337211	Wood office furniture mfg	826	5 932	22 512	21	6	4	1	5	3	2	—	—	—	—	—	—	
337212	Custom architectural woodwork & millwork mfg	766	7 172	29 929	34	8	5	8	9	3	1	—	—	—	—	—	—	
337214	Office furniture (except wood) mfg	475	4 372	16 138	10	2	1	3	1	1	2	—	—	—	—	—	—	
337215	Showcase, partition, shelving & locker mfg	1 688	16 993	64 872	53	11	7	11	16	5	2	1	—	—	—	—	—	
3379	Other furniture related product mfg	1 169	8 824	34 085	25	9	5	3	3	1	3	1	—	—	—	—	—	
33791	Mattress mfg	(F)	(D)	(D)	19	6	5	2	2	1	2	1	—	—	—	—	—	
337910	Mattress mfg	(F)	(D)	(D)	19	6	5	2	2	1	2	1	—	—	—	—	—	
33792	Blind & shade mfg	(C)	(D)	(D)	6	3	—	1	1	—	1	—	—	—	—	—	—	
337920	Blind & shade mfg	(C)	(D)	(D)	6	3	—	1	1	—	1	—	—	—	—	—	—	
339	Miscellaneous mfg	21 915	238 536	924 093	712	316	128	91	85	42	37	9	3	1	—	—	—	
3391	Medical equipment & supplies mfg	14 463	177 017	674 777	314	118	56	41	42	25	22	6	3	1	—	—	—	
33911	Medical equipment & supplies mfg	14 463	177 017	674 777	314	118	56	41	42	25	22	6	3	1	—	—	—	
339111	Laboratory apparatus & furniture mfg	412	5 086	20 391	10	3	1	1	3	1	1	—	—	—	—	—	—	
339112	Surgical & medical instrument mfg	8 080	108 749	409 195	73	20	10	11	11	6	7	4	3	1	—	—	—	
339113	Surgical appliance & supplies mfg	3 083	38 991	144 589	61	15	9	7	12	10	6	2	—	—	—	—	—	
339114	Dental equipment & supplies mfg	320	3 395	15 899	17	6	3	5	2	—	1	—	—	—	—	—	—	
339115	Ophthalmic goods mfg	1 061	8 101	34 618	13	1	1	3	1	6	—	—	—	—	—	—	—	
339116	Dental laboratories	1 507	12 695	50 085	140	73	32	16	11	7	1	—	—	—	—	—	—	
3399	Other miscellaneous mfg	7 452	61 519	249 316	398	198	72	50	43	17	15	3	—	—	—	—	—	
33991	Jewelry & silverware mfg	355	2 573	10 765	42	18	13	7	3	1	—	—	—	—	—	—	—	
339911	Jewelry (exc costume) mfg	220	1 782	7 053	23	8	8	4	3	—	—	—	—	—	—	—	—	
339912	Silverware & hollowware mfg	(B)	(D)	(D)	2	1	—	—	—	1	—	—	—	—	—	—	—	
339913	Jewelers' material & lapidary work mfg	(B)	(D)	(D)	5	1	1	3	—	—	—	—	—	—	—	—	—	
339914	Costume jewelry & novelty mfg	(B)	(D)	(D)	12	8	4	—	—	—	—	—	—	—	—	—	—	
33992	Sporting & athletic goods mfg	2 002	15 853	69 894	80	40	15	9	7	4	3	2	—	—	—	—	—	
339920	Sporting & athletic goods mfg	2 002	15 853	69 894	80	40	15	9	7	4	3	2	—	—	—	—	—	
33993	Doll, toy & game mfg	214	1 340	4 644	23	13	5	2	2	1	—	—	—	—	—	—	—	
339931	Doll & stuffed toy mfg	145	917	3 142	6	1	1	1	2	1	—	—	—	—	—	—	—	
339932	Game, toy & children's vehicle mfg	69	423	1 502	17	12	4	1	—	—	—	—	—	—	—	—	—	
33994	Office supplies (exc paper) mfg	58	350	1 772	10	5	2	3	—	—	—	—	—	—	—	—	—	
339941	Pen & mechanical pencil mfg	(A)	(D)	(D)	1	1	—	—	—	—	—	—	—	—	—	—	—	
339942	Lead pencil & art good mfg	(A)	(D)	(D)	3	2	—	1	—	—	—	—	—	—	—	—	—	
339943	Marking device mfg	(B)	(D)	(D)	6	2	2	2	—	—	—	—	—	—	—	—	—	
33995	Sign mfg	2 561	22 480	86 894	130	61	22	18	16	7	5	1	—	—	—	—	—	
339950	Sign mfg	2 561	22 480	86 894	130	61	22	18	16	7	5	1	—	—	—	—	—	
33999	All other misc mfg	2 262	18 923	75 347	113	61	15	11	15	4	7	—	—	—	—	—	—	
339991	Gasket, packing & sealing device mfg	1 075	11 107	40 619	18	4	3	1	4	2	4	—	—	—	—	—	—	
339992	Musical instrument mfg	(C)	(D)	(D)	24	18	3	2	1	—	—	—	—	—	—	—	—	
339993	Fastener, button, needle & pin mfg	(A)	(D)	(D)	4	3	—	1	—	—	—	—	—	—	—	—	—	
339994	Broom, brush & mop mfg	201	1 775	6 740	5	1	1	—	2	—	1	—	—	—	—	—	—	
339995	Burial casket mfg	(B)	(D)	(D)	2	1	—	—	1	—	—	—	—	—	—	—	—	
339999	All other miscellaneous mfg	827	5 171	23 799	60	34	8	7	7	2	2	—	—	—	—	—	—	
<b>42</b>	<b>Wholesale trade</b>	<b>140 178</b>	<b>1 648 521</b>	<b>6 705 189</b>	<b>9 159</b>	<b>4 588</b>	<b>1 750</b>	<b>1 323</b>	<b>983</b>	<b>289</b>	<b>175</b>	<b>37</b>	<b>8</b>	<b>6</b>				
421	Wholesale trade, durable goods	88 528	1 117 589	4 541 152	6 033	3 025	1 189	863	637	189	101	21	4	4				
4211	Motor vehicle, motor vehicle pt & supply whsle	8 389	75 605	296 406	621	259	150	117	61	22	11	1	—	—	—	—	—	
42111	Automobile & other motor vehicle whsle	2 706	26 719	111 389	148	67	20	19	15	4	—	—	—	—	—	—	—	
421110	Automobile & other motor vehicle whsle	2 706	26 719	111 389	148	67	20	19	15	4	—	—	—	—	—	—	—	
42112	Motor vehicle supplies & new parts whsle	4 194	37 452	143 017	327	125	85	73	32	5	7	—	—	—	—	—	—	
421120	Motor vehicle supplies & new parts whsle	4 194	37 452	143 017	327	125	85	73	32	5	7	—	—	—	—	—	—	
42113	Tire & tube whsle	316	3 343	14 344	37	20	8	4	4	1	—	—	—	—	—	—	—	
421130	Tire & tube whsle	316	3 343	14 344	37	20	8	4	4	1	—	—	—	—	—	—	—	
42114	Motor vehicle parts (used) whsle	1 173	8 091	27 656	109	47	37	17	6	1	—	1	—	—	—	—	—	
421140	Motor vehicle parts (used) whsle	1 173	8 091	27 656	109	47	37	17	6	1	—	1	—	—	—	—	—	
4212	Furniture & home furnishing whsle	3 300	34 913	137 847	313	196	54	27	22	7	7	—	—	—	—	—	—	
42121	Furniture whsle	1 936	21 434	81 806	158	100	29	11	8	4	6	—	—	—	—	—	—	
421210	Furniture whsle	1 936	21 434	81 806	158	100	29	11	8	4	6	—	—	—	—	—	—	
42122	Home furnishing whsle	1 364	13 479	56 041	155	96	25	16	14	3	1	—	—	—	—	—	—	
421220	Home furnishing whsle	1 364	13 479	56 041	155	96	25	16	14	3	1	—	—	—	—	—	—	
4213	Lumber & other construction materials whsle	5 033	56 689	251 154	303	147	60	37	37	18	1	2	1	—	—	—	—	
42131	Lumber, plywood, millwork & wood panel whsle	3 138	35 407	158 595	159	73	25	19	28	12	1	—	1	—	—	—	—	
421310	Lumber, plywood, millwork & wood panel whsle	3 138	35 407	158 595	159	73	25	19	28	12	1	—	1	—	—	—	—	
42132	Brick & related construction material whsle	500	6															



**Table 2. The State—Employees, Payroll, and Establishments by Industry: 2001—Con.**

[Excludes most government employees, railroad employees, and self-employed persons. Size class 1 to 4 includes establishments with payroll, but no employees, during mid-March pay period. (D) denotes figures withheld to avoid disclosing data for individual companies; the data are included in broader industry totals. For explanation of terms, abbreviations, and data reliability/comparability, see introductory text]

NAICS code	Industry	Number of employees for week including March 12	Payroll (\$1,000)		Total number of establishments	Number of establishments by employment-size class								
			First quarter	Annual		1 to 4	5 to 9	10 to 19	20 to 49	50 to 99	100 to 249	250 to 499	500 to 999	1,000 or more
<b>42</b>	<b>Wholesale trade—Con.</b>													
421	Wholesale trade, durable goods—Con.													
4213	Lumber & other construction materials whsle—Con.													
42133	Roofing, siding & insulation material whsle .....	1 158	12 468	53 136	44	19	10	6	4	3	—	2	—	—
421330	Roofing, siding & insulation material whsle .....	1 158	12 468	53 136	44	19	10	6	4	3	—	2	—	—
42139	Other construction material whsle .....	237	2 135	8 981	38	23	9	5	—	1	—	—	—	—
421390	Other construction material whsle .....	237	2 135	8 981	38	23	9	5	—	1	—	—	—	—
4214	Professional & commercial equip & supp whsle .....	25 117	407 980	1 689 078	967	456	184	118	118	41	35	10	2	3
42141	Photographic equipment & supplies whsle .....	997	16 085	61 769	21	5	2	4	6	2	1	1	—	—
421410	Photographic equipment & supplies whsle .....	997	16 085	61 769	21	5	2	4	6	2	1	1	—	—
42142	Office equipment whsle .....	3 539	35 072	148 258	134	62	34	9	14	5	7	2	1	—
421420	Office equipment whsle .....	3 539	35 072	148 258	134	62	34	9	14	5	7	2	1	—
42143	Computer & peripheral equip & software whsle .....	8 852	170 624	652 991	403	183	73	62	49	18	14	3	—	1
421430	Computer & peripheral equip & software whsle .....	8 852	170 624	652 991	403	183	73	62	49	18	14	3	—	1
42144	Other commercial equipment whsle .....	1 211	12 065	53 477	111	56	24	11	16	3	1	—	—	—
421440	Other commercial equipment whsle .....	1 211	12 065	53 477	111	56	24	11	16	3	1	—	—	—
42145	Medical, dental, hospital equip & supp whsle .....	9 064	160 935	720 361	216	108	40	21	22	10	8	4	1	2
421450	Medical, dental, hospital equip & supp whsle .....	9 064	160 935	720 361	216	108	40	21	22	10	8	4	1	2
42146	Ophthalmic goods whsle .....	954	7 115	28 825	27	9	3	4	6	1	4	—	—	—
421460	Ophthalmic goods whsle .....	954	7 115	28 825	27	9	3	4	6	1	4	—	—	—
42149	Oth professional equipment & supplies whsle .....	500	6 084	23 397	55	33	8	7	5	2	—	—	—	—
421490	Oth professional equipment & supplies whsle .....	500	6 084	23 397	55	33	8	7	5	2	—	—	—	—
4215	Metal & mineral (except petroleum) whsle .....	3 115	34 973	141 512	203	112	32	21	21	11	6	—	—	—
42151	Metal service centers & offices whsle .....	3 060	34 297	136 991	195	106	32	20	20	11	6	—	—	—
421510	Metal service centers & offices whsle .....	3 060	34 297	136 991	195	106	32	20	20	11	6	—	—	—
42152	Coal & other mineral & ore whsle .....	55	676	4 521	8	6	—	1	1	—	—	—	—	—
421520	Coal & other mineral & ore whsle .....	55	676	4 521	8	6	—	1	1	—	—	—	—	—
4216	Electrical goods whsle .....	12 832	172 749	678 340	790	390	144	121	92	25	13	3	1	1
42161	Elec equip, wiring supp, const material whsle .....	3 928	48 952	196 195	303	155	58	46	32	6	5	1	—	—
421610	Elec equip, wiring supp, const material whsle .....	3 928	48 952	196 195	303	155	58	46	32	6	5	1	—	—
42162	Electric appliance, TV, radio set whsle .....	1 461	16 036	64 618	66	31	14	6	9	3	2	1	—	—
421620	Electric appliance, TV, radio set whsle .....	1 461	16 036	64 618	66	31	14	6	9	3	2	1	—	—
42169	Other electronic parts & equipment whsle .....	7 443	107 761	417 527	421	204	72	69	51	16	6	1	1	1
421690	Other electronic parts & equipment whsle .....	7 443	107 761	417 527	421	204	72	69	51	16	6	1	1	1
4217	Hardware, plumb & heating equip & sup whsle .....	6 086	68 356	274 446	467	211	108	76	49	13	9	1	—	—
42171	Hardware whsle .....	3 178	33 089	128 838	231	108	53	30	28	7	4	1	—	—
421710	Hardware whsle .....	3 178	33 089	128 838	231	108	53	30	28	7	4	1	—	—
42172	Plumbing & heating equipment & supplies whsle .....	1 772	19 509	79 299	127	52	34	25	8	4	4	—	—	—
421720	Plumbing & heating equipment & supplies whsle .....	1 772	19 509	79 299	127	52	34	25	8	4	4	—	—	—
42173	Warm air heating & AC equip & supplies whsle .....	924	12 791	54 923	75	32	13	16	11	2	1	—	—	—
421730	Warm air heating & AC equip & supplies whsle .....	924	12 791	54 923	75	32	13	16	11	2	1	—	—	—
42174	Refrigeration equipment & supplies whsle .....	212	2 967	11 386	34	19	8	5	2	—	—	—	—	—
421740	Refrigeration equipment & supplies whsle .....	212	2 967	11 386	34	19	8	5	2	—	—	—	—	—
4218	Machinery, equipment & supplies whsle .....	18 715	208 502	831 959	1 610	772	339	261	182	39	13	4	—	—
42181	Const & mining (exc petroleum) equip whsle .....	2 278	29 017	115 152	106	37	19	21	21	5	1	2	—	—
421810	Const & mining (exc petroleum) equip whsle .....	2 278	29 017	115 152	106	37	19	21	21	5	1	2	—	—
42182	Farm & garden machinery & equipment whsle .....	4 553	36 857	154 243	409	152	99	98	53	5	2	—	—	—
421820	Farm & garden machinery & equipment whsle .....	4 553	36 857	154 243	409	152	99	98	53	5	2	—	—	—
42183	Industrial machinery & equipment whsle ..	7 203	88 886	350 870	671	363	130	86	68	15	8	1	—	—
421830	Industrial machinery & equipment whsle ..	7 203	88 886	350 870	671	363	130	86	68	15	8	1	—	—
42184	Industrial supplies whsle .....	3 215	38 252	150 976	280	137	60	47	25	9	1	1	—	—
421840	Industrial supplies whsle .....	3 215	38 252	150 976	280	137	60	47	25	9	1	1	—	—
42185	Service establishment equip & supplies whsle .....	967	10 007	41 797	99	57	21	6	12	3	—	—	—	—
421850	Service establishment equip & supplies whsle .....	967	10 007	41 797	99	57	21	6	12	3	—	—	—	—
42186	Transportation equip, supplies (exc MV) whsle .....	499	5 483	18 921	45	26	10	3	3	2	1	—	—	—
421860	Transportation equip, supplies (exc MV) whsle .....	499	5 483	18 921	45	26	10	3	3	2	1	—	—	—
4219	Miscellaneous durable goods whsle .....	5 941	57 822	240 410	759	482	118	85	55	13	6	—	—	—
42191	Sporting & recreational goods & supply whsle .....	1 729	14 611	65 699	178	110	25	24	13	3	3	—	—	—
421910	Sporting & recreational goods & supply whsle .....	1 729	14 611	65 699	178	110	25	24	13	3	3	—	—	—
42192	Toy & hobby goods & supplies whsle .....	498	4 844	19 451	67	38	14	8	5	2	—	—	—	—
421920	Toy & hobby goods & supplies whsle .....	498	4 844	19 451	67	38	14	8	5	2	—	—	—	—
42193	Recyclable material whsle .....	1 531	13 440	56 544	148	67	29	30	18	4	—	—	—	—
421930	Recyclable material whsle .....	1 531	13 440	56 544	148	67	29	30	18	4	—	—	—	—
42194	Jewelry, watch, precious stone & metal whsle .....	448	4 071	16 134	88	68	8	5	6	1	—	—	—	—

See footnotes at end of table.

**Table 2. The State—Employees, Payroll, and Establishments by Industry: 2001—Con.**

[Excludes most government employees, railroad employees, and self-employed persons. Size class 1 to 4 includes establishments with payroll, but no employees, during mid-March pay period. (D) denotes figures withheld to avoid disclosing data for individual companies; the data are included in broader industry totals. For explanation of terms, abbreviations, and data reliability/comparability, see introductory text]

NAICS code	Industry	Number of employees for week including March 12	Payroll (\$1,000)		Total number of establishments	Number of establishments by employment-size class											
			First quarter	Annual		1 to 4	5 to 9	10 to 19	20 to 49	50 to 99	100 to 249	250 to 499	500 to 999	1,000 or more			
<b>42</b>	<b>Wholesale trade—Con.</b>																
421	Wholesale trade, durable goods—Con.																
4219	Miscellaneous durable goods whsle—Con.																
42194	Jewelry, watch, precious stone & metal whsle—Con.																
421940	Jewelry, watch, precious stone & metal whsle .....	448	4 071	16 134	88	68	8	5	6	1	—	—	—	—	—	—	—
42199	Other miscellaneous durable goods whsle .....	1 735	20 856	82 582	278	199	42	18	13	3	3	—	—	—	—	—	—
421990	Other miscellaneous durable goods whsle .....	1 735	20 856	82 582	278	199	42	18	13	3	3	—	—	—	—	—	—
422	Wholesale trade, nondurable goods .....	51 650	530 932	2 164 037	3 126	1 563	561	460	346	100	74	16	4	2			
4221	Paper & paper product whsle .....	3 837	50 953	191 808	267	138	50	32	31	8	6	2	—	—	—	—	—
42211	Printing & writing paper whsle .....	817	14 437	51 930	42	25	5	2	5	3	1	1	—	—	—	—	—
422110	Printing & writing paper whsle .....	817	14 437	51 930	42	25	5	2	5	3	1	1	—	—	—	—	—
42212	Stationery & office supplies whsle .....	1 989	25 125	95 604	142	77	22	19	16	4	3	1	—	—	—	—	—
422120	Stationery & office supplies whsle .....	1 989	25 125	95 604	142	77	22	19	16	4	3	1	—	—	—	—	—
42213	Industrial & personal service paper whsle ..	1 031	11 391	44 274	83	36	23	11	10	1	2	—	—	—	—	—	—
422130	Industrial & personal service paper whsle .....	1 031	11 391	44 274	83	36	23	11	10	1	2	—	—	—	—	—	—
4222	Drugs & druggists' sundries whsle .....	2 698	37 831	147 170	101	50	12	7	14	9	8	1	—	—	—	—	—
42221	Drugs & druggists' sundries whsle .....	2 698	37 831	147 170	101	50	12	7	14	9	8	1	—	—	—	—	—
422210	Drugs & druggists' sundries whsle .....	2 698	37 831	147 170	101	50	12	7	14	9	8	1	—	—	—	—	—
4223	Apparel, piece goods & notions whsle .....	1 608	13 382	57 589	244	169	30	24	17	3	1	—	—	—	—	—	—
42231	Piece goods, notions & other dry goods whsle .....	417	3 546	14 733	58	36	9	7	5	1	—	—	—	—	—	—	—
422310	Piece goods, notions & other dry goods whsle .....	417	3 546	14 733	58	36	9	7	5	1	—	—	—	—	—	—	—
42232	Men's & boys' clothing & furnishings whsle .....	518	4 565	20 117	76	49	12	8	6	1	—	—	—	—	—	—	—
422320	Men's & boys' clothing & furnishings whsle .....	518	4 565	20 117	76	49	12	8	6	1	—	—	—	—	—	—	—
42233	Women's, children's, infants' clothing whsle .....	494	3 397	14 348	90	70	8	6	5	—	1	—	—	—	—	—	—
422330	Women's, children's, infants' clothing whsle .....	494	3 397	14 348	90	70	8	6	5	—	1	—	—	—	—	—	—
42234	Footwear whsle .....	179	1 874	8 391	20	14	1	3	1	1	—	—	—	—	—	—	—
422340	Footwear whsle .....	179	1 874	8 391	20	14	1	3	1	1	—	—	—	—	—	—	—
4224	Grocery & related product whsle .....	17 570	178 460	734 098	644	289	109	90	85	28	31	9	2	1			
42241	General line grocery whsle .....	5 281	58 878	241 585	60	24	10	7	4	3	4	5	2	1			
422410	General line grocery whsle .....	5 281	58 878	241 585	60	24	10	7	4	3	4	5	2	1			
42242	Packaged frozen food whsle .....	1 731	18 727	74 493	66	23	15	12	9	2	4	1	—	—	—	—	—
422420	Packaged frozen food whsle .....	1 731	18 727	74 493	66	23	15	12	9	2	4	1	—	—	—	—	—
42243	Dairy product (exc dried or canned) whsle .....	880	8 657	36 410	67	37	12	10	5	—	3	—	—	—	—	—	—
422430	Dairy product (exc dried or canned) whsle .....	880	8 657	36 410	67	37	12	10	5	—	3	—	—	—	—	—	—
42244	Poultry & poultry product whsle .....	408	4 178	19 062	16	6	2	3	3	1	1	—	—	—	—	—	—
422440	Poultry & poultry product whsle .....	408	4 178	19 062	16	6	2	3	3	1	1	—	—	—	—	—	—
42245	Confectionery whsle .....	1 207	10 206	40 933	53	24	10	5	9	3	1	1	—	—	—	—	—
422450	Confectionery whsle .....	1 207	10 206	40 933	53	24	10	5	9	3	1	1	—	—	—	—	—
42246	Fish & seafood whsle .....	151	896	3 833	15	8	1	3	3	—	—	—	—	—	—	—	—
422460	Fish & seafood whsle .....	151	896	3 833	15	8	1	3	3	—	—	—	—	—	—	—	—
42247	Meat & meat product whsle .....	1 132	11 230	43 395	49	27	6	5	8	—	2	1	—	—	—	—	—
422470	Meat & meat product whsle .....	1 132	11 230	43 395	49	27	6	5	8	—	2	1	—	—	—	—	—
42248	Fresh fruit & vegetable whsle .....	1 731	16 035	70 435	77	34	14	9	10	4	6	—	—	—	—	—	—
422480	Fresh fruit & vegetable whsle .....	1 731	16 035	70 435	77	34	14	9	10	4	6	—	—	—	—	—	—
42249	Other grocery & related products whsle ..	5 049	49 653	203 952	241	106	39	36	34	15	10	1	—	—	—	—	—
422490	Other grocery & related products whsle ..	5 049	49 653	203 952	241	106	39	36	34	15	10	1	—	—	—	—	—
4225	Farm product raw material whsle .....	4 827	41 354	170 067	423	181	106	74	49	11	1	—	—	—	—	—	—
42251	Grain & field bean whsle .....	3 996	36 773	149 569	323	122	90	61	40	8	1	—	—	—	—	—	—
422510	Grain & field bean whsle .....	3 996	36 773	149 569	323	122	90	61	40	8	1	—	—	—	—	—	—
42252	Livestock whsle .....	657	3 247	13 551	77	49	8	9	8	3	—	—	—	—	—	—	—
422520	Livestock whsle .....	657	3 247	13 551	77	49	8	9	8	3	—	—	—	—	—	—	—
42259	Other farm product raw material whsle ..	174	1 334	6 947	23	10	8	4	1	—	—	—	—	—	—	—	—
422590	Other farm product raw material whsle ..	174	1 334	6 947	23	10	8	4	1	—	—	—	—	—	—	—	—
4226	Chemical & allied products whsle .....	4 534	55 590	219 893	311	152	45	59	41	6	7	—	1	—	—	—	—
42261	Plastics materials & basic forms, shapes whsle .....	1 176	12 968	53 566	87	43	18	13	9	2	2	—	—	—	—	—	—
422610	Plastics materials & basic forms, shapes whsle .....	1 176	12 968	53 566	87	43	18	13	9	2	2	—	—	—	—	—	—
42269	Other chemical & allied products whsle ..	3 358	42 622	166 327	224	109	27	46	32	4	5	—	1	—	—	—	—
422690	Other chemical & allied products whsle ..	3 358	42 622	166 327	224	109	27	46	32	4	5	—	1	—	—	—	—
4227	Petroleum & petroleum products whsle .....	2 628	20 179	79 471	231	98	57	37	31	7	1	—	—	—	—	—	—
42271	Petroleum bulk stations & terminals .....	1 969	15 001	58 660	166	62	45	30	24	4	1	—	—	—	—	—	—
422710	Petroleum bulk stations & terminals .....	1 969	15 001	58 660	166	62	45	30	24	4	1	—	—	—	—	—	—
42272	Petroleum prod whsle (exc bulk sta, terminals) .....	659	5 178	20 811	65	36	12	7	7	3	—	—	—	—	—	—	—
422720	Petroleum prod whsle (exc bulk sta, terminals) .....	659	5 178	20 811	65	36	12	7	7	3	—	—	—	—	—	—	—
4228	Beer, wine, distilled alcoholic beverage whsle .....	2 457	26 303	111 025	94	22	17	26	18	6	4	1	—	—	—	—	—
42281	Beer & ale whsle .....	1 551	14 738	63 733	66	10	13	20	15	6	2	—	—	—	—	—	—
422810	Beer & ale whsle .....	1 551	14 738	63 733	66	10	13	20	15	6	2	—	—	—	—	—	—
42282	Wine & distilled alcoholic beverage whsle ..	906	11 565	47 292	28	12	4	6	3	—	2	1	—	—	—	—	—
422820	Wine & distilled alcoholic beverage whsle ..	906	11 565	47 292	28	12	4	6	3	—	2	1	—	—	—	—	—
4229	Miscellaneous nondurable goods whsle .....	11 491	106 880	452 916	811	464	135	111	60	22	15	2	1	1			
42291	Farm supplies whsle .....	3 785	33 088	144 074	266	133	57	47	20	6	2	—	—	—	—	—	—
422910	Farm supplies whsle .....	3 785	33 088	144 074	266	133	57	47	20	6	2	—	—	—	—	—	—
42292	Book, periodical & newspaper whsle .....	2 447	27 041	102 132	92	53	13	9	6	5	5	—	1	—	—	—	—
422920	Book, periodical & newspaper whsle .....	2 447	27 041	102 132	92	53	13	9	6	5	5	—	1	—	—	—	—
42293	Flower, nursery stock, florists' supplies whsle .....	843	4 690	21 325	72	32	11	17	10	1	1	—	—	—	—	—	

**Table 2. The State—Employees, Payroll, and Establishments by Industry: 2001—Con.**

[Excludes most government employees, railroad employees, and self-employed persons. Size class 1 to 4 includes establishments with payroll, but no employees, during mid-March pay period. (D) denotes figures withheld to avoid disclosing data for individual companies; the data are included in broader industry totals. For explanation of terms, abbreviations, and data reliability/comparability, see introductory text]

NAICS code	Industry	Number of employees for week including March 12	Payroll (\$1,000)		Total number of establishments	Number of establishments by employment-size class											
			First quarter	Annual		1 to 4	5 to 9	10 to 19	20 to 49	50 to 99	100 to 249	250 to 499	500 to 999	1,000 or more			
<b>42</b>	<b>Wholesale trade—Con.</b>																
422	Wholesale trade, nondurable goods—Con.																
4229	Miscellaneous nondurable goods whsle—Con.																
42293	Flower, nursery stock, florists' supplies whsle—Con.																
422930	Flower, nursery stock, florists' supplies whsle .....		4 690	21 325	72	32	11	17	10	1	1	—	—	—	—	—	—
42294	Tobacco & tobacco product whsle .....	1 135	10 314	41 240	28	6	5	6	4	4	2	1	—	—	—	—	—
422940	Tobacco & tobacco product whsle .....	1 135	10 314	41 240	28	6	5	6	4	4	2	1	—	—	—	—	—
42295	Paint, varnish & supplies whsle .....	345	3 316	33 365	35	17	10	5	2	—	1	—	—	—	—	—	—
422950	Paint, varnish & supplies whsle .....	345	3 316	33 365	35	17	10	5	2	—	1	—	—	—	—	—	—
42299	Other miscellaneous nondurable goods whsle .....	2 936	28 431	110 780	318	223	39	27	18	6	4	1	—	—	—	—	—
422990	Other miscellaneous nondurable goods whsle .....	2 936	28 431	110 780	318	223	39	27	18	6	4	1	—	—	—	—	—
<b>44-45</b>	<b>Retail trade .....</b>	<b>315 883</b>	<b>1 563 779</b>	<b>6 710 537</b>	<b>21 196</b>	<b>8 639</b>	<b>5 420</b>	<b>4 000</b>	<b>1 966</b>	<b>598</b>	<b>475</b>	<b>83</b>	<b>13</b>	<b>2</b>			
441	Motor vehicle & parts dealers .....	34 616	264 330	1 227 366	2 336	949	549	424	242	118	52	2	—	—	—	—	—
4411	Automobile dealers .....	22 335	184 932	886 338	942	374	135	125	153	103	51	1	—	—	—	—	—
44111	New car dealers .....	20 806	175 932	842 201	536	86	51	97	147	103	51	1	—	—	—	—	—
441110	New car dealers .....	20 806	175 932	842 201	536	86	51	97	147	103	51	1	—	—	—	—	—
44112	Used car dealers .....	1 529	9 000	44 137	406	288	84	28	6	—	—	—	—	—	—	—	—
441120	Used car dealers .....	1 529	9 000	44 137	406	288	84	28	6	—	—	—	—	—	—	—	—
4412	Other motor vehicle dealers .....	3 939	28 873	123 582	396	186	96	68	40	5	—	1	—	—	—	—	—
44121	Recreational vehicle dealers .....	1 276	13 032	44 318	75	27	26	13	5	3	—	1	—	—	—	—	—
441210	Recreational vehicle dealers .....	1 276	13 032	44 318	75	27	26	13	5	3	—	1	—	—	—	—	—
44122	Motorcycle & boat & other MV dealers .....	2 663	15 841	79 264	321	159	70	55	35	2	—	—	—	—	—	—	—
441221	Motorcycle dealers .....	760	4 923	24 713	68	30	10	11	16	1	—	—	—	—	—	—	—
441222	Boat dealers .....	1 292	7 689	40 070	148	70	32	30	15	1	—	—	—	—	—	—	—
441229	All other motor vehicle dealers .....	611	3 229	14 481	105	59	28	14	4	—	—	—	—	—	—	—	—
4413	Automotive parts, accessories & tire stores ..	8 342	50 525	217 446	998	389	318	231	49	10	1	—	—	—	—	—	—
44131	Automotive parts, accessories & tire stores .....	5 395	31 297	131 540	700	307	234	123	26	9	1	—	—	—	—	—	—
441310	Automotive parts, accessories & tire stores .....	5 395	31 297	131 540	700	307	234	123	26	9	1	—	—	—	—	—	—
44132	Tire dealers .....	2 947	19 228	85 906	298	82	84	108	23	1	—	—	—	—	—	—	—
441320	Tire dealers .....	2 947	19 228	85 906	298	82	84	108	23	1	—	—	—	—	—	—	—
442	Furniture & home furnishing stores .....	12 166	66 877	281 004	1 225	586	296	213	96	22	10	2	—	—	—	—	—
4421	Furniture stores .....	6 065	35 954	149 345	503	208	125	101	50	13	4	2	—	—	—	—	—
44211	Furniture stores .....	6 065	35 954	149 345	503	208	125	101	50	13	4	2	—	—	—	—	—
442110	Furniture stores .....	6 065	35 954	149 345	503	208	125	101	50	13	4	2	—	—	—	—	—
4422	Home furnishings stores .....	6 101	30 923	131 659	722	378	171	112	46	9	6	—	—	—	—	—	—
44221	Floor covering stores .....	2 380	18 681	80 948	359	206	90	40	20	2	1	—	—	—	—	—	—
442210	Floor covering stores .....	2 380	18 681	80 948	359	206	90	40	20	2	1	—	—	—	—	—	—
44229	Other home furnishings stores .....	3 721	12 242	50 711	363	172	81	72	26	7	5	—	—	—	—	—	—
442291	Window treatment stores .....	169	878	4 144	36	25	5	4	2	—	—	—	—	—	—	—	—
442299	All other home furnishings stores .....	3 552	11 364	46 567	327	147	76	68	24	7	5	—	—	—	—	—	—
443	Electronics & appliance stores .....	12 570	110 355	555 125	880	432	234	120	52	24	16	1	—	—	—	—	—
4431	Electronics & appliance stores .....	12 570	110 355	555 125	880	432	234	120	52	24	16	1	—	—	—	—	—
44311	Appliance, TV & all other electronics stores .....	9 720	91 952	476 330	567	288	152	73	21	16	15	1	—	—	—	—	—
443111	Household appliance stores .....	1 491	8 298	34 701	234	128	54	41	9	2	—	—	—	—	—	—	—
443112	Radio, television & other electronics stores .....	8 229	83 654	441 629	333	160	98	32	12	14	15	1	—	—	—	—	—
44312	Computer & software stores .....	1 723	14 225	60 510	233	128	60	26	11	8	—	—	—	—	—	—	—
443120	Computer & software stores .....	1 723	14 225	60 510	233	128	60	26	11	8	—	—	—	—	—	—	—
44313	Camera & photographic supplies stores ..	1 127	4 178	18 285	80	16	22	21	20	—	1	—	—	—	—	—	—
443130	Camera & photographic supplies stores ..	1 127	4 178	18 285	80	16	22	21	20	—	1	—	—	—	—	—	—
444	Bldg material & garden equip & supp dealers ..	29 427	186 846	812 894	2 345	937	619	466	235	40	45	3	—	—	—	—	—
4441	Building material & supplies dealers .....	23 881	159 035	676 128	1 706	629	464	359	173	35	44	2	—	—	—	—	—
44411	Home centers .....	7 733	46 396	181 919	100	22	17	9	3	8	39	2	—	—	—	—	—
444110	Home centers .....	7 733	46 396	181 919	100	22	17	9	3	8	39	2	—	—	—	—	—
44412	Paint & wallpaper stores .....	971	5 395	22 292	171	85	62	19	5	—	—	—	—	—	—	—	—
444120	Paint & wallpaper stores .....	971	5 395	22 292	171	85	62	19	5	—	—	—	—	—	—	—	—
44413	Hardware stores .....	4 845	17 018	73 734	497	167	145	122	59	4	—	—	—	—	—	—	—
444130	Hardware stores .....	4 845	17 018	73 734	497	167	145	122	59	4	—	—	—	—	—	—	—
44419	Other building material dealers .....	10 332	90 226	398 183	938	355	240	209	106	23	5	—	—	—	—	—	—
444190	Other building material dealers .....	10 332	90 226	398 183	938	355	240	209	106	23	5	—	—	—	—	—	—
4442	Lawn & garden equip & supplies stores .....	5 546	27 811	136 766	639	308	155	107	62	5	1	1	—	—	—	—	—
44421	Outdoor power equipment stores .....	617	3 163	14 651	99	58	18	16	6	1	—	—	—	—	—	—	—
444210	Outdoor power equipment stores .....	617	3 163	14 651	99	58	18	16	6	1	—	—	—	—	—	—	—
44422	Nursery & garden centers .....	4 929	24 648	122 115	540	250	137	91	56	4	1	1	—	—	—	—	—
444220	Nursery & garden centers .....	4 929	24 648	122 115	540	250	137	91	56	4	1	1	—	—	—	—	—
445	Food & beverage stores .....	59 059	223 430	930 186	2 750	1 068	653	462	255	141	152	19	—	—	—	—	—
4451	Grocery stores .....	47 194	183 487	759 478	1 288	460	199	164	170	129	147	19	—	—	—	—	—
44511	Grocery (except convenience) stores .....	45 508	179 163	741 185	993	293	124	121	161	128	147	19	—	—	—	—	—
445110	Grocery (except convenience) stores .....	45 508	179 163	741 185	993	293	124	121	161	128	147	19	—	—	—	—	—
44512	Convenience stores .....	1 686	4 324	18 293	295	167	75	43	9	1	—	—	—	—	—	—	—
445120	Convenience stores .....	1 686	4 324	18 293	295	167	75	43	9	1	—	—	—	—	—	—	—
4452	Specialty food stores .....	3 113	10 068	43 806	476	252	124	74	24	2	—	—	—	—	—	—	—
44521	Meat markets .....	1 311	4 702	20 716	174	77	48	39	9	1	—	—	—	—	—	—	—
445210	Meat markets .....	1 311	4 702	20 716	174	77	48	39	9	1	—	—	—	—	—	—	—
44522	Fish & seafood markets .....	8															

**Table 2. The State—Employees, Payroll, and Establishments by Industry: 2001—Con.**

[Excludes most government employees, railroad employees, and self-employed persons. Size class 1 to 4 includes establishments with payroll, but no employees, during mid-March pay period. (D) denotes figures withheld to avoid disclosing data for individual companies; the data are included in broader industry totals. For explanation of terms, abbreviations, and data reliability/comparability, see introductory text]

NAICS code	Industry	Number of employees for week including March 12	Payroll (\$1,000)		Total number of establishments	Number of establishments by employment-size class											
			First quarter	Annual		1 to 4	5 to 9	10 to 19	20 to 49	50 to 99	100 to 249	250 to 499	500 to 999	1,000 or more			
<b>44-45</b>	<b>Retail trade—Con.</b>																
445	Food & beverage stores—Con.																
4453	Beer, wine & liquor stores	8 752	29 875	126 902	986	356	330	224	61	10	5	—	—	—	—	—	—
44531	Beer, wine & liquor stores	8 752	29 875	126 902	986	356	330	224	61	10	5	—	—	—	—	—	—
445310	Beer, wine & liquor stores	8 752	29 875	126 902	986	356	330	224	61	10	5	—	—	—	—	—	—
446	Health & personal care stores	18 669	89 765	366 349	1 365	513	335	246	203	60	5	1	2	—	—	—	—
4461	Health & personal care stores	18 669	89 765	366 349	1 365	513	335	246	203	60	5	1	2	—	—	—	—
44611	Pharmacies & drug stores	12 630	58 431	234 665	634	140	126	144	162	56	5	1	—	—	—	—	—
446110	Pharmacies & drug stores	12 630	58 431	234 665	634	140	126	144	162	56	5	1	—	—	—	—	—
44612	Cosmetics, beauty supplies & perfume stores	1 967	7 082	30 982	141	54	43	24	18	1	—	—	1	—	—	—	—
446120	Cosmetics, beauty supplies & perfume stores	1 967	7 082	30 982	141	54	43	24	18	1	—	—	1	—	—	—	—
44613	Optical goods stores	1 666	8 623	34 571	322	195	84	32	11	—	—	—	—	—	—	—	—
446130	Optical goods stores	1 666	8 623	34 571	322	195	84	32	11	—	—	—	—	—	—	—	—
44619	Other health & personal care stores	2 406	15 629	66 131	268	124	82	46	12	3	—	—	1	—	—	—	—
446191	Food (health) supplement stores	1 044	2 766	11 575	148	53	52	40	2	1	—	—	—	—	—	—	—
446199	All other health & personal care stores	1 362	12 863	54 556	120	71	30	6	10	2	—	—	1	—	—	—	—
447	Gasoline stations	26 373	88 472	365 889	2 506	581	734	925	248	15	3	—	—	—	—	—	—
4471	Gasoline stations	26 373	88 472	365 889	2 506	581	734	925	248	15	3	—	—	—	—	—	—
44711	Gasoline stations with convenience stores	20 769	67 085	277 273	1 860	293	560	803	195	9	—	—	—	—	—	—	—
447110	Gasoline stations with convenience stores	20 769	67 085	277 273	1 860	293	560	803	195	9	—	—	—	—	—	—	—
44719	Other gasoline stations	5 604	21 387	88 616	646	288	174	122	53	6	3	—	—	—	—	—	—
447190	Other gasoline stations	5 604	21 387	88 616	646	288	174	122	53	6	3	—	—	—	—	—	—
448	Clothing & clothing accessories stores	22 933	79 526	324 186	2 359	930	759	439	176	46	8	—	1	—	—	—	—
4481	Clothing stores	17 510	53 411	221 719	1 451	509	424	314	150	45	8	—	1	—	—	—	—
44811	Men's clothing stores	1 369	4 882	21 921	154	65	29	46	13	—	1	—	—	—	—	—	—
448110	Men's clothing stores	1 369	4 882	21 921	154	65	29	46	13	—	1	—	—	—	—	—	—
44812	Women's clothing stores	5 443	15 147	62 275	615	199	210	157	43	6	—	—	—	—	—	—	—
448120	Women's clothing stores	5 443	15 147	62 275	615	199	210	157	43	6	—	—	—	—	—	—	—
44813	Children's & infants' clothing stores	860	2 327	9 482	81	22	21	26	11	1	—	—	—	—	—	—	—
448130	Children's & infants' clothing stores	860	2 327	9 482	81	22	21	26	11	1	—	—	—	—	—	—	—
44814	Family clothing stores	7 977	24 618	102 005	332	101	62	59	66	36	7	—	1	—	—	—	—
448140	Family clothing stores	7 977	24 618	102 005	332	101	62	59	66	36	7	—	1	—	—	—	—
44815	Clothing accessories stores	419	1 550	5 221	94	39	50	4	1	—	—	—	—	—	—	—	—
448150	Clothing accessories stores	419	1 550	5 221	94	39	50	4	1	—	—	—	—	—	—	—	—
44819	Other clothing stores	1 442	4 887	20 815	175	83	52	22	16	2	—	—	—	—	—	—	—
448190	Other clothing stores	1 442	4 887	20 815	175	83	52	22	16	2	—	—	—	—	—	—	—
4482	Shoe stores	2 539	9 082	37 730	444	200	183	54	7	—	—	—	—	—	—	—	—
44821	Shoe stores	2 539	9 082	37 730	444	200	183	54	7	—	—	—	—	—	—	—	—
448210	Shoe stores	2 539	9 082	37 730	444	200	183	54	7	—	—	—	—	—	—	—	—
4483	Jewelry, luggage & leather goods stores	2 884	17 033	64 737	464	221	152	71	19	1	—	—	—	—	—	—	—
44831	Jewelry stores	2 657	16 018	60 912	434	206	143	66	19	—	—	—	—	—	—	—	—
448310	Jewelry stores	2 657	16 018	60 912	434	206	143	66	19	—	—	—	—	—	—	—	—
44832	Luggage & leather goods stores	227	1 015	3 825	30	15	9	5	—	1	—	—	—	—	—	—	—
448320	Luggage & leather goods stores	227	1 015	3 825	30	15	9	5	—	1	—	—	—	—	—	—	—
451	Sporting goods, hobby, book & music stores	15 353	50 770	211 879	1 341	610	319	232	125	44	9	1	1	—	—	—	—
4511	Sporting goods, hobby, musical instrument stores	11 622	40 688	170 804	1 025	498	227	166	95	30	7	1	1	—	—	—	—
45111	Sporting goods stores	6 633	24 439	103 798	589	325	126	71	46	13	6	1	1	—	—	—	—
451110	Sporting goods stores	6 633	24 439	103 798	589	325	126	71	46	13	6	1	1	—	—	—	—
45112	Hobby, toy & game stores	2 487	7 177	30 080	210	83	55	35	27	10	—	—	—	—	—	—	—
451120	Hobby, toy & game stores	2 487	7 177	30 080	210	83	55	35	27	10	—	—	—	—	—	—	—
45113	Sewing, needlework & piece goods stores	1 597	4 061	17 429	135	47	23	44	16	5	—	—	—	—	—	—	—
451130	Sewing, needlework & piece goods stores	1 597	4 061	17 429	135	47	23	44	16	5	—	—	—	—	—	—	—
45114	Musical instrument & supplies stores	905	5 011	19 497	91	43	23	16	6	2	1	—	—	—	—	—	—
451140	Musical instrument & supplies stores	905	5 011	19 497	91	43	23	16	6	2	1	—	—	—	—	—	—
4512	Book, periodical & music stores	3 731	10 082	41 075	316	112	92	66	30	14	2	—	—	—	—	—	—
45121	Book stores & news dealers	2 798	7 278	29 620	212	81	57	35	25	12	2	—	—	—	—	—	—
451211	Book stores	2 687	6 900	28 162	197	77	51	30	25	12	2	—	—	—	—	—	—
451212	News dealers & newsstands	111	378	1 458	15	4	6	5	—	—	—	—	—	—	—	—	—
45122	Prerecorded tape, CD & record stores	933	2 804	11 455	104	31	35	31	5	2	—	—	—	—	—	—	—
451220	Prerecorded tape, CD & record stores	933	2 804	11 455	104	31	35	31	5	2	—	—	—	—	—	—	—
452	General merchandise stores	50 928	210 516	870 918	625	131	91	63	83	50	154	49	4	—	—	—	—
4521	Department stores	41 768	167 206	691 332	228	1	—	—	4	33	142	44	4	—	—	—	—
45211	Department stores	41 768	167 206	691 332	228	1	—	—	4	33	142	44	4	—	—	—	—
452110	Department stores	41 768	167 206	691 332	228	1	—	—	4	33	142	44	4	—	—	—	—
4529	Other general merchandise stores	9 160	43 310	179 586	397	130	91	63	79	17	12	5	—	—	—	—	—
45291	Warehouse clubs & superstores	3 067	13 359	59 325	19	3	1	—	1	—	11	3	—	—	—	—	—
452910	Warehouse clubs & superstores	3 067	13 359	59 325	19	3	1	—	1	—	11	3	—	—	—	—	—
45299	All other general merchandise stores	6 093	29 951	120 261	378	127	90	63	78	17	1	2	—	—	—	—	—
452990	All other general merchandise stores	6 093	29 951	120 261	378	127	90	63	78	17	1	2	—	—	—	—	—
453	Miscellaneous store retailers	17 948	61 499	263 551	2 409	1 288	619	303	175	17	6	1	—	—	—	—	—
4531	Florists	3 560	10 021	42 693	475	255	135	59	16	7	3	—	—	—	—	—	—
45311	Florists	3 560	10 021	42 693	475	255	135	59	16	7	3	—	—	—	—	—	—
453110	Florists	3 560	10 021	42 693	475	255	135	59	16	7	3	—	—	—	—	—	—
4532	Office supplies, stationery & gift stores	7 199	24 282	101 984	854	418	220	125	84	4							

**Table 2. The State—Employees, Payroll, and Establishments by Industry: 2001—Con.**

[Excludes most government employees, railroad employees, and self-employed persons. Size class 1 to 4 includes establishments with payroll, but no employees, during mid-March pay period. (D) denotes figures withheld to avoid disclosing data for individual companies; the data are included in broader industry totals. For explanation of terms, abbreviations, and data reliability/comparability, see introductory text]

NAICS code	Industry	Number of employees for week including March 12	Payroll (\$1,000)		Total number of establishments	Number of establishments by employment-size class											
			First quarter	Annual		1 to 4	5 to 9	10 to 19	20 to 49	50 to 99	100 to 249	250 to 499	500 to 999	1,000 or more			
<b>44-45</b>	<b>Retail trade—Con.</b>																
453	Miscellaneous store retailers—Con.																
4539	Other miscellaneous store retailers	4 955	19 863	89 372	763	430	192	87	50	3	1	—	—	—	—	—	—
45391	Pet & pet supplies stores	1 799	4 751	21 634	165	69	46	13	37	—	—	—	—	—	—	—	—
453910	Pet & pet supplies stores	1 799	4 751	21 634	165	69	46	13	37	—	—	—	—	—	—	—	—
45392	Art dealers	381	1 722	6 546	100	68	28	3	1	—	—	—	—	—	—	—	—
453920	Art dealers	381	1 722	6 546	100	68	28	3	1	—	—	—	—	—	—	—	—
45393	Manufactured (mobile) home dealers	495	3 958	19 170	63	23	21	16	3	—	—	—	—	—	—	—	—
453930	Manufactured (mobile) home dealers	495	3 958	19 170	63	23	21	16	3	—	—	—	—	—	—	—	—
45399	All other miscellaneous store retailers	2 280	9 432	42 022	435	270	97	55	9	3	1	—	—	—	—	—	—
453991	Tobacco stores	262	1 090	4 234	83	68	11	2	1	—	—	—	—	—	—	—	—
453998	All other misc store retailers (exc tobacco)	2 018	8 342	37 788	352	202	86	53	8	2	1	—	—	—	—	—	—
454	Nonstore retailers	15 841	131 393	501 190	1 055	614	212	107	76	21	15	4	5	1			
4541	Electronic shopping & mail-order houses	8 543	81 996	288 420	264	150	45	24	22	7	8	2	5	1			
45411	Electronic shopping & mail-order houses	8 543	81 996	288 420	264	150	45	24	22	7	8	2	5	1			
454110	Electronic shopping & mail-order houses	8 543	81 996	288 420	264	150	45	24	22	7	8	2	5	1			
4542	Vending machine operators	1 711	9 678	39 416	160	115	25	4	8	2	6	—	—	—	—	—	—
45421	Vending machine operators	1 711	9 678	39 416	160	115	25	4	8	2	6	—	—	—	—	—	—
454210	Vending machine operators	1 711	9 678	39 416	160	115	25	4	8	2	6	—	—	—	—	—	—
4543	Direct selling establishments	5 587	39 719	173 354	631	349	142	79	46	12	1	2	—	—	—	—	—
45431	Fuel dealers	2 124	12 058	48 255	281	127	93	46	10	5	—	—	—	—	—	—	—
454311	Heating oil dealers	(F)	(D)	(D)	121	65	23	25	6	2	—	—	—	—	—	—	—
454312	Liquified petroleum gas (bottled gas) dealers	1 186	7 492	28 422	155	58	69	21	4	3	—	—	—	—	—	—	—
454319	Other fuel dealers	(A)	(D)	(D)	5	4	—	—	—	—	—	—	—	—	—	—	—
45439	Other direct selling establishments	3 463	27 661	125 099	350	222	49	33	36	7	1	2	—	—	—	—	—
454390	Other direct selling establishments	3 463	27 661	125 099	350	222	49	33	36	7	1	2	—	—	—	—	—
<b>48-49</b>	<b>Transportation &amp; warehousing</b>	<b>79 090</b>	<b>688 573</b>	<b>2 774 789</b>	<b>4 082</b>	<b>2 532</b>	<b>566</b>	<b>428</b>	<b>341</b>	<b>121</b>	<b>67</b>	<b>20</b>	<b>2</b>	<b>5</b>			
481	Air transportation	25 571	312 660	1 226 312	73	24	16	14	6	6	1	1	1	4			
4811	Scheduled air transportation	(J)	(D)	(D)	39	8	5	11	5	5	1	1	—	3			
48111	Scheduled air transportation	(J)	(D)	(D)	39	8	5	11	5	5	1	1	—	3			
481111	Scheduled passenger air transportation	(J)	(D)	(D)	31	6	4	9	3	4	1	1	—	3			
481112	Scheduled freight air transportation	(C)	(D)	(D)	8	2	1	2	2	1	—	—	—	—			
4812	Nonscheduled air transportation	(J)	(D)	(D)	34	16	11	3	1	1	—	—	1	1			
48121	Nonscheduled air transportation	(J)	(D)	(D)	34	16	11	3	1	1	—	—	—	1	1		
481211	Nonscheduled chartered passenger air trans	(F)	(D)	(D)	26	12	8	3	1	1	—	—	—	1	—		
481212	Nonscheduled chartered freight air trans	(J)	(D)	(D)	5	2	2	—	—	—	—	—	—	—	—	—	1
481219	Other nonscheduled air transportation	(A)	(D)	(D)	3	2	1	—	—	—	—	—	—	—	—	—	—
483	Water transportation	(F)	(D)	(D)	14	7	2	1	1	2	—	1	—	—			
4831	Deep sea, coastal & Great Lakes water trans	(E)	(D)	(D)	6	2	1	—	1	1	—	1	—	—			
48311	Deep sea, coastal & Great Lakes water trans	(E)	(D)	(D)	6	2	1	—	1	1	—	1	—	—			
483111	Deep sea freight transportation	(A)	(D)	(D)	2	2	—	—	—	—	—	—	—	—			
483112	Deep sea passenger transportation	(A)	(D)	(D)	1	—	1	—	—	—	—	—	—	—			
483113	Coastal & Great Lakes freight transportation	(E)	(D)	(D)	3	—	—	—	1	1	—	1	—	—			
4832	Inland water transportation	(C)	(D)	(D)	8	5	1	1	—	1	—	—	—	—			
48321	Inland water transportation	(C)	(D)	(D)	8	5	1	1	—	1	—	—	—	—			
483211	Inland water freight transportation	(B)	(D)	(D)	4	2	1	1	—	—	—	—	—	—			
483212	Inland water passenger transportation	(B)	(D)	(D)	4	3	—	—	—	1	—	—	—	—			
484	Truck transportation	22 058	180 071	768 786	2 571	1 849	300	191	159	37	25	10	—	—			
4841	General freight trucking	14 967	130 738	539 569	1 422	1 011	141	104	112	27	18	9	—	—			
48411	General freight trucking, local	3 071	21 820	94 502	521	388	49	40	37	5	2	—	—	—			
484110	General freight trucking, local	3 071	21 820	94 502	521	388	49	40	37	5	2	—	—	—			
48412	General freight trucking, long-distance	11 896	108 918	445 067	901	623	92	64	75	22	16	9	—	—			
484121	General freight trucking, long-distance, TL	8 100	69 346	287 053	777	562	77	51	54	17	11	5	—	—			
484122	General freight trucking, long-distance, LTL	3 796	39 572	158 014	124	61	15	13	21	5	5	4	—	—			
4842	Specialized freight trucking	7 091	49 333	229 217	1 149	838	159	87	47	10	7	1	—	—			
48421	Used household & office goods moving	1 728	14 516	63 758	153	93	20	21	14	2	3	—	—	—			
484210	Used household & office goods moving	1 728	14 516	63 758	153	93	20	21	14	2	3	—	—	—			
48422	Specialized freight (exc used) trucking, local	2 872	16 182	81 433	721	560	97	39	23	1	1	—	—	—			
484220	Specialized freight (exc used) trucking, local	2 872	16 182	81 433	721	560	97	39	23	1	1	—	—	—			
48423	Specialized freight (exc used) trucking, LDist	2 491	18 635	84 026	275	185	42	27	10	7	3	1	—	—			
484230	Specialized freight (exc used) trucking, LDist	2 491	18 635	84 026	275	185	42	27	10	7	3	1	—	—			
485	Transit & ground passenger transportation	12 588	47 305	190 223	486	146	81	95	92	46	23	3	—	—			
4851	Urban transit systems	517	2 931	11 780	16	5	1	4	2	3	1	—	—	—			
48511	Urban transit systems	517	2 931	11 780	16	5	1	4	2	3	1	—	—	—			
485111	Mixed mode transit systems	(C)	(D)	(D)	5	2	—	—	1	1	—	—	—	—			
485113	Bus & other motor vehicle transit systems	(E)	(D)	(D)	10	2	1	4	1	2	—	—	—	—			
485119	Other urban transit systems	(A)	(D)	(D)	1	1	—	—	—	—	—	—	—	—			
4852	Interurban & rural bus transportation	164	891	3 630	9	3	1	3	1	1	—	—	—	—			
48521	Interurban & rural bus transportation	164	891	3 630	9	3	1	3	1	1	—	—	—	—			
485210	Interurban & rural bus transportation	164	891	3 630	9	3	1	3	1	1	—	—	—	—			
4853	Taxi & limousine service	957	3 285	13 420	96	54	22	10	6	1	3	—	—	—			
48531	Taxi service	505	1 796	7 084	47	25	12	4	4	1	1	—	—	—			
485310	Taxi service	505	1 796	7 084	47	25	12	4	4	1	1	—	—	—			
48532	Limousine service	452	1 489	6 336	49	29	10	6	2	—	—	—	—	—			
485320	Limousine service	452	1 489	6 336	49	29	10	6	2	—	—	—	—	—			

See footnotes at end of table.

**Table 2. The State—Employees, Payroll, and Establishments by Industry: 2001—Con.**

[Excludes most government employees, railroad employees, and self-employed persons. Size class 1 to 4 includes establishments with payroll, but no employees, during mid-March pay period. (D) denotes figures withheld to avoid disclosing data for individual companies; the data are included in broader industry totals. For explanation of terms, abbreviations, and data reliability/comparability, see introductory text]

NAICS code	Industry	Number of employees for week including March 12	Payroll (\$1,000)		Total number of establishments	Number of establishments by employment-size class											
			First quarter	Annual		1 to 4	5 to 9	10 to 19	20 to 49	50 to 99	100 to 249	250 to 499	500 to 999	1,000 or more			
<b>48-49</b>	<b>Transportation &amp; warehousing—Con.</b>																
485	Transit & ground passenger transportation—Con.																
4854	School & employee bus transportation . . . . .	8 402	29 517	117 035	235	45	29	56	53	33	16	3	—	—	—	—	—
48541	School & employee bus transportation . . . . .	8 402	29 517	117 035	235	45	29	56	53	33	16	3	—	—	—	—	—
485410	School & employee bus transportation . . . . .	8 402	29 517	117 035	235	45	29	56	53	33	16	3	—	—	—	—	—
4855	Charter bus industry . . . . .	891	3 149	13 292	44	13	6	9	11	4	1	—	—	—	—	—	—
48551	Charter bus industry . . . . .	891	3 149	13 292	44	13	6	9	11	4	1	—	—	—	—	—	—
485510	Charter bus industry . . . . .	891	3 149	13 292	44	13	6	9	11	4	1	—	—	—	—	—	—
4859	Oth transit & ground passenger transportation . . . . .	1 657	7 532	31 066	86	26	22	13	19	4	2	—	—	—	—	—	—
48599	Oth transit & ground passenger transportation . . . . .	1 657	7 532	31 066	86	26	22	13	19	4	2	—	—	—	—	—	—
485991	Special needs transportation . . . . .	1 400	6 595	27 290	71	22	17	12	15	3	2	—	—	—	—	—	—
485999	All other transit & ground passenger trans . . . . .	257	937	3 776	15	4	5	1	4	1	—	—	—	—	—	—	—
486	Pipeline transportation . . . . .	550	9 074	32 105	56	26	16	8	4	1	1	—	—	—	—	—	—
4861	Pipeline transportation of crude oil . . . . .	(C)	(D)	(D)	5	1	—	2	—	1	1	—	—	—	—	—	—
48611	Pipeline transportation of crude oil . . . . .	(C)	(D)	(D)	5	1	—	2	—	1	1	—	—	—	—	—	—
486110	Pipeline transportation of crude oil . . . . .	(C)	(D)	(D)	5	1	—	2	—	1	1	—	—	—	—	—	—
4862	Pipeline transportation of natural gas . . . . .	229	4 064	14 936	29	9	14	4	2	—	—	—	—	—	—	—	—
48621	Pipeline transportation of natural gas . . . . .	229	4 064	14 936	29	9	14	4	2	—	—	—	—	—	—	—	—
486210	Pipeline transportation of natural gas . . . . .	229	4 064	14 936	29	9	14	4	2	—	—	—	—	—	—	—	—
4869	Other pipeline transportation . . . . .	(C)	(D)	(D)	22	16	2	2	2	—	—	—	—	—	—	—	—
48691	Pipeline trans of refined petroleum products . . . . .	(B)	(D)	(D)	18	14	1	2	1	—	—	—	—	—	—	—	—
486910	Pipeline trans of refined petroleum products . . . . .	(B)	(D)	(D)	18	14	1	2	1	—	—	—	—	—	—	—	—
48699	All other pipeline transportation . . . . .	(B)	(D)	(D)	4	2	1	—	1	—	—	—	—	—	—	—	—
486990	All other pipeline transportation . . . . .	(B)	(D)	(D)	4	2	1	—	1	—	—	—	—	—	—	—	—
487	Scenic & sightseeing transportation . . . . .	(C)	(D)	(D)	24	18	2	2	2	—	—	—	—	—	—	—	—
4871	Scenic & sightseeing transportation, land . . . . .	(A)	(D)	(D)	7	5	2	—	—	—	—	—	—	—	—	—	—
48711	Scenic & sightseeing transportation, land . . . . .	(A)	(D)	(D)	7	5	2	—	—	—	—	—	—	—	—	—	—
487110	Scenic & sightseeing transportation, land . . . . .	(A)	(D)	(D)	7	5	2	—	—	—	—	—	—	—	—	—	—
4872	Scenic & sightseeing transportation, water . . . . .	100	428	2 707	14	10	—	2	2	—	—	—	—	—	—	—	—
48721	Scenic & sightseeing transportation, water . . . . .	100	428	2 707	14	10	—	2	2	—	—	—	—	—	—	—	—
487210	Scenic & sightseeing transportation, water . . . . .	100	428	2 707	14	10	—	2	2	—	—	—	—	—	—	—	—
4879	Scenic & sightseeing transportation, other . . . . .	(A)	(D)	(D)	3	3	—	—	—	—	—	—	—	—	—	—	—
48799	Scenic & sightseeing transportation, other . . . . .	(A)	(D)	(D)	3	3	—	—	—	—	—	—	—	—	—	—	—
487990	Scenic & sightseeing transportation, other . . . . .	(A)	(D)	(D)	3	3	—	—	—	—	—	—	—	—	—	—	—
488	Transportation support activities . . . . .	5 368	44 992	173 204	492	245	104	81	44	14	3	1	—	—	—	—	—
4881	Air transportation support activities . . . . .	1 262	10 099	34 526	77	38	18	10	7	1	2	1	—	—	—	—	—
48811	Airport operations . . . . .	848	6 062	22 375	35	10	10	7	6	—	1	1	—	—	—	—	—
488119	Other airport operations . . . . .	848	6 062	22 375	35	10	10	7	6	—	1	1	—	—	—	—	—
48819	Other air transportation support activities . . . . .	414	4 037	12 151	42	28	8	3	1	1	1	—	—	—	—	—	—
488190	Other air transportation support activities . . . . .	414	4 037	12 151	42	28	8	3	1	1	1	—	—	—	—	—	—
4882	Rail transportation support activities . . . . .	158	1 081	3 576	12	5	2	3	1	1	—	—	—	—	—	—	—
48821	Rail transportation support activities . . . . .	158	1 081	3 576	12	5	2	3	1	1	—	—	—	—	—	—	—
488210	Rail transportation support activities . . . . .	158	1 081	3 576	12	5	2	3	1	1	—	—	—	—	—	—	—
4883	Water transportation support activities . . . . .	101	825	4 842	19	11	3	5	—	—	—	—	—	—	—	—	—
48831	Port & harbor operations . . . . .	(A)	(D)	(D)	1	1	—	—	—	—	—	—	—	—	—	—	—
488310	Port & harbor operations . . . . .	(A)	(D)	(D)	1	1	—	—	—	—	—	—	—	—	—	—	—
48832	Marine cargo handling . . . . .	59	575	3 126	7	3	1	3	—	—	—	—	—	—	—	—	—
488320	Marine cargo handling . . . . .	59	575	3 126	7	3	1	3	—	—	—	—	—	—	—	—	—
48833	Navigational services to shipping . . . . .	(A)	(D)	(D)	5	4	—	1	—	—	—	—	—	—	—	—	—
488330	Navigational services to shipping . . . . .	(A)	(D)	(D)	5	4	—	1	—	—	—	—	—	—	—	—	—
48839	Other water transportation support activities . . . . .	(B)	(D)	(D)	6	3	2	1	—	—	—	—	—	—	—	—	—
488390	Other water transportation support activities . . . . .	(B)	(D)	(D)	6	3	2	1	—	—	—	—	—	—	—	—	—
4884	Road transportation support activities . . . . .	1 156	5 908	23 319	116	49	29	24	11	2	1	—	—	—	—	—	—
48841	Motor vehicle towing . . . . .	1 063	5 395	20 956	100	39	26	22	10	2	1	—	—	—	—	—	—
488410	Motor vehicle towing . . . . .	1 063	5 395	20 956	100	39	26	22	10	2	1	—	—	—	—	—	—
48849	Other road transportation support activities . . . . .	93	513	2 363	16	10	3	2	1	—	—	—	—	—	—	—	—
488490	Other road transportation support activities . . . . .	93	513	2 363	16	10	3	2	1	—	—	—	—	—	—	—	—
4885	Freight transportation arrangement . . . . .	2 587	26 356	103 880	244	122	51	37	24	10	—	—	—	—	—	—	—
48851	Freight transportation arrangement . . . . .	2 587	26 356	103 880	244	122	51	37	24	10	—	—	—	—	—	—	—
488510	Freight transportation arrangement . . . . .	2 587	26 356	103 880	244	122	51	37	24	10	—	—	—	—	—	—	—
4889	Other transportation support activities . . . . .	104	723	3 061	24	20	1	2	1	—	—	—	—	—	—	—	—
48899	Other transportation support activities . . . . .	104	723	3 061	24	20	1	2	1	—	—	—	—	—	—	—	—
488991	Packing & crating . . . . .	(C)	(D)	(D)	22	18	1	2	1	—	—	—	—	—	—	—	—
488999	All other transportation support activities . . . . .	(A)	(D)	(D)	2	2	—	—	—	—	—	—	—	—	—	—	—
492	Couriers & messengers . . . . .	10 555	76 422	305 639	267	173	25	22	21	9	12	3	1	—	—	—	—
4921	Couriers . . . . .	8 694	66 072	264 849	127	70	10	12	18	5	8	2	1	—	—	—	—
49211	Couriers . . . . .	8 694	66 072	264 849	127	70	10	12	18	5	8	2	1	—	—	—	—
492110	Couriers . . . . .	8 694	66 072	264 849	127	70	10	12	18	5	8	2	1	—	—	—	—
4922	Local messengers & local delivery . . . . .	1 861	10 350	40 790	140	103	15	10	3	4	4	1	—	—	—	—	—
49221	Local messengers & local delivery . . . . .	1 861	10 350	40 790	140	103	15	10	3	4	4	1	—	—	—	—	—
492210	Local messengers & local delivery . . . . .	1 861	10 350	40 790	140	103	15	10	3	4	4	1	—	—	—	—	—

See footnotes at end of table.

**Table 2. The State—Employees, Payroll, and Establishments by Industry: 2001—Con.**

[Excludes most government employees, railroad employees, and self-employed persons. Size class 1 to 4 includes establishments with payroll, but no employees, during mid-March pay period. (D) denotes figures withheld to avoid disclosing data for individual companies; the data are included in broader industry totals. For explanation of terms, abbreviations, and data reliability/comparability, see introductory text.]

NAICS code	Industry	Number of employees for week including March 12	Payroll (\$1,000)		Total number of establishments	Number of establishments by employment-size class										
			First quarter	Annual		1 to 4	5 to 9	10 to 19	20 to 49	50 to 99	100 to 249	250 to 499	500 to 999	1,000 or more		
<b>48-49</b>	<b>Transportation &amp; warehousing—Con.</b>															
493	Warehousing & storage .....	1 755	12 742	53 207	99	44	20	14	12	6	2	1	—	—	—	—
4931	Warehousing & storage .....	1 755	12 742	53 207	99	44	20	14	12	6	2	1	—	—	—	—
49311	General warehousing & storage .....	1 102	7 835	32 500	47	20	7	7	6	5	1	1	—	—	—	—
493110	General warehousing & storage .....	1 102	7 835	32 500	47	20	7	7	6	5	1	1	—	—	—	—
49312	Refrigerated warehousing & storage .....	(E)	(D)	(D)	19	3	7	3	5	1	—	—	—	—	—	—
493120	Refrigerated warehousing & storage .....	(E)	(D)	(D)	19	3	7	3	5	1	—	—	—	—	—	—
49313	Farm product warehousing & storage .....	114	675	3 304	21	13	4	4	—	—	—	—	—	—	—	—
493130	Farm product warehousing & storage .....	114	675	3 304	21	13	4	4	—	—	—	—	—	—	—	—
49319	Other warehousing & storage .....	(C)	(D)	(D)	12	8	2	—	1	—	1	—	—	—	—	—
493190	Other warehousing & storage .....	(C)	(D)	(D)	12	8	2	—	1	—	1	—	—	—	—	—
<b>51</b>	<b>Information .....</b>	<b>66 321</b>	<b>832 290</b>	<b>3 152 041</b>	<b>2 867</b>	<b>1 421</b>	<b>460</b>	<b>389</b>	<b>354</b>	<b>144</b>	<b>68</b>	<b>21</b>	<b>5</b>	<b>5</b>		
511	Publishing industries .....	25 093	358 411	1 315 850	800	330	153	122	122	45	21	4	1	2		
5111	Newspaper, periodical, book, database publishers .....	20 301	257 687	947 243	571	226	119	87	87	35	12	2	1	2		
51111	Newspaper publishers .....	8 844	74 651	292 811	272	85	58	54	50	16	5	2	1	1		
511110	Newspaper publishers .....	8 844	74 651	292 811	272	85	58	54	50	16	5	2	1	1		
51112	Periodical publishers .....	1 722	19 462	73 912	122	58	26	18	9	10	1	—	—	—		
511120	Periodical publishers .....	1 722	19 462	73 912	122	58	26	18	9	10	1	—	—	—		
51113	Book publishers .....	7 950	146 435	512 323	63	34	6	7	8	4	3	—	—	—	1	
511130	Book publishers .....	7 950	146 435	512 323	63	34	6	7	8	4	3	—	—	—	1	
51114	Database and directory publishers .....	358	4 702	18 191	28	12	7	3	5	—	1	—	—	—	—	
511140	Database and directory publishers .....	358	4 702	18 191	28	12	7	3	5	—	1	—	—	—	—	
51119	Other publishers .....	1 427	12 437	50 006	86	37	22	5	15	5	2	—	—	—	—	
511191	Greeting card publishers .....	(A)	(D)	(D)	1	—	—	—	—	—	—	—	—	—	—	
511199	All other publishers .....	(G)	(D)	(D)	85	37	21	5	15	5	2	—	—	—	—	
5112	Software publishers .....	4 792	100 724	368 607	229	104	34	35	35	10	9	2	—	—	—	
51121	Software publishers .....	4 792	100 724	368 607	229	104	34	35	35	10	9	2	—	—	—	
511210	Software publishers .....	4 792	100 724	368 607	229	104	34	35	35	10	9	2	—	—	—	
512	Motion picture & sound recording industries .....	4 661	19 876	81 388	407	222	53	62	52	13	5	—	—	—	—	
5121	Motion picture & video industries .....	4 134	16 348	67 560	352	185	45	56	49	13	4	—	—	—	—	
51211	Motion picture & video production .....	803	7 236	30 501	158	122	15	8	11	2	—	—	—	—	—	
512110	Motion picture & video production .....	803	7 236	30 501	158	122	15	8	11	2	—	—	—	—	—	
51212	Motion picture & video distribution .....	102	997	4 463	8	3	1	2	2	—	—	—	—	—	—	
512120	Motion picture & video distribution .....	102	997	4 463	8	3	1	2	2	—	—	—	—	—	—	
51213	Motion picture & video exhibition .....	2 892	4 842	19 832	123	18	17	41	33	10	4	—	—	—	—	
512131	Motion picture theaters (except drive-ins) .....	2 887	4 808	19 639	120	15	17	41	33	10	4	—	—	—	—	
512132	Drive-in motion picture theaters .....	5	34	193	3	3	—	—	—	—	—	—	—	—	—	
51219	Postprod & other movie & video industries .....	337	3 273	12 764	63	42	12	5	3	1	—	—	—	—	—	
512191	Teleproduction & oth postproduction services .....	(E)	(D)	(D)	61	41	11	5	3	1	—	—	—	—	—	
512199	Other motion picture & video industries .....	(A)	(D)	(D)	2	1	1	—	—	—	—	—	—	—	—	
5122	Sound recording industries .....	527	3 528	13 828	55	37	8	6	3	—	1	—	—	—	—	
51222	Integrated record production, distribution .....	(A)	(D)	(D)	2	1	1	—	—	—	—	—	—	—	—	
512220	Integrated record production, distribution .....	(A)	(D)	(D)	2	1	1	—	—	—	—	—	—	—	—	
51223	Music publishers .....	(C)	(D)	(D)	7	4	1	1	—	—	1	—	—	—	—	
512230	Music publishers .....	(C)	(D)	(D)	7	4	1	1	—	—	1	—	—	—	—	
51224	Sound recording studios .....	(C)	(D)	(D)	41	29	6	4	2	—	—	—	—	—	—	
512240	Sound recording studios .....	(C)	(D)	(D)	41	29	6	4	2	—	—	—	—	—	—	
51229	Other sound recording industries .....	(B)	(D)	(D)	5	3	—	1	1	—	—	—	—	—	—	
512290	Other sound recording industries .....	(B)	(D)	(D)	5	3	—	1	1	—	—	—	—	—	—	
513	Broadcasting & telecommunications .....	25 979	319 469	1 273 699	1 276	649	205	170	141	65	28	14	3	1		
5131	Radio & television broadcasting .....	5 356	51 336	205 289	204	48	33	47	50	18	4	4	—	—	—	
51311	Radio broadcasting .....	3 623	31 454	121 797	175	42	33	44	40	12	2	2	—	—	—	
513111	Radio networks .....	(C)	(D)	(D)	10	3	3	1	1	2	—	—	—	—	—	
513112	Radio stations .....	(H)	(D)	(D)	165	39	30	43	39	10	2	2	—	—	—	
51312	Television broadcasting .....	1 733	19 882	83 492	29	6	—	3	10	6	2	2	—	—	—	
513120	Television broadcasting .....	1 733	19 882	83 492	29	6	—	3	10	6	2	2	—	—	—	
5132	Cable networks & program distribution .....	3 278	27 807	119 078	109	43	23	17	15	5	3	2	1	—	—	
51321	Cable networks .....	(C)	(D)	(D)	10	2	4	1	1	2	—	—	—	—	—	
513210	Cable networks .....	(C)	(D)	(D)	10	2	4	1	1	2	—	—	—	—	—	
51322	Cable & other program distribution .....	(H)	(D)	(D)	99	41	19	16	14	3	3	2	1	—	—	
513220	Cable & other program distribution .....	(H)	(D)	(D)	99	41	19	16	14	3	3	2	1	—	—	
5133	Telecommunications .....	17 345	240 326	949 332	963	558	149	106	76	42	21	8	2	1		
51331	Wired telecommunications carriers .....	13 859	189 637	748 208	695	401	97	77	59	36	14	8	2	1		
513310	Wired telecommunications carriers .....	13 859	189 637	748 208	695	401	97	77	59	36	14	8	2	1		
51332	Wireless telecom carriers (exc satellite) .....	2 339	33 356	133 334	199	114	43	20	15	3	4	—	—	—	—	
513321	Paging .....	294	2 544	11 160	40	26	7	2	5	—	—	—	—	—	—	
513322	Cellular & other wireless telecommunications .....	2 045	30 812	122 174	159	88	36	18	10	3	4	—	—	—	—	
51333	Telecommunications resellers .....	524	6 800	29 817	38	23	5	7	—	2	1	—	—	—	—	
513330	Telecommunications resellers .....	524	6 800	29 817	38	23	5	7	—	2	1	—	—	—	—	
51334	Satellite telecommunications .....	251	2 851	11 004	10	5	2	—	—	—	—	—	—	—	—	
513340	Satellite telecommunications .....	251	2 851	11 004	10	5	2	—	—	—	—	—	—	—	—	
51339	Other telecommunications .....	372	7 682	26 969	21	15	2	—	2	1	1	—	—	—	—	
513390	Other telecommunications .....	372	7 682	26 969	21	15	2	—	2	1	1	—	—	—	—	
514	Information & data processing services .....	10 588	134 534	481 104	384	220	49	35	39	21	14	3	1	2		
5141	Information services .....	1 793	19 219	66 402	185	120	24	16	17	6	2	—	—	—	—	
51411	News syndicates .....	117	1 225	4 812	8	2	—	3	3	—	—	—	—	—	—	
514110	News syndicates .....	117	1 225	4 812	8	2	—	3	3	—	—	—	—	—	—	
51412	Libraries & archives .....	151	1 016	4 208	22	17	1	1	3	—	—	—	—	—	—	
514120	Libraries & archives .....	151	1 016	4 208	22	17	1	1	3	—	—	—	—	—	—	
51419	Other information services .....	1 525	16 978	57 382	155	101	23	12	11	6	2	—	—	—	—	
514191	On-line information services .....	(G)	(D)	(D)	146	94	22	11	11	6	2	—	—	—	—	
514199	All other information services .....	(B)	(D)	(D)	9											

**Table 2. The State—Employees, Payroll, and Establishments by Industry: 2001—Con.**

[Excludes most government employees, railroad employees, and self-employed persons. Size class 1 to 4 includes establishments with payroll, but no employees, during mid-March pay period. (D) denotes figures withheld to avoid disclosing data for individual companies; the data are included in broader industry totals. For explanation of terms, abbreviations, and data reliability/comparability, see introductory text]

NAICS code	Industry	Number of employees for week including March 12	Payroll (\$1,000)		Total number of establishments	Number of establishments by employment-size class								
			First quarter	Annual		1 to 4	5 to 9	10 to 19	20 to 49	50 to 99	100 to 249	250 to 499	500 to 999	1,000 or more
<b>52</b>	<b>Finance &amp; insurance</b>	<b>139 830</b>	<b>2 289 175</b>	<b>7 903 478</b>	<b>8 704</b>	<b>5 336</b>	<b>1 386</b>	<b>942</b>	<b>671</b>	<b>171</b>	<b>119</b>	<b>40</b>	<b>25</b>	<b>14</b>
521	Monetary authorities - central bank	(G)	(D)	(D)	2	1	—	—	—	—	—	—	—	1
5211	Monetary authorities - central bank	(G)	(D)	(D)	2	1	—	—	—	—	—	—	—	1
52111	Monetary authorities - central bank	(G)	(D)	(D)	2	1	—	—	—	—	—	—	—	1
521110	Monetary authorities - central bank	(G)	(D)	(D)	2	1	—	—	—	—	—	—	—	1
522	Credit intermediation & related activities	53 177	683 913	2 461 265	3 055	1 114	694	627	457	85	54	17	7	—
5221	Depository credit intermediation	36 563	383 004	1 373 407	1 861	423	441	503	383	70	28	10	3	—
52211	Commercial banking	31 474	342 199	1 202 105	1 467	281	327	423	344	55	25	9	3	—
522110	Commercial banking	31 474	342 199	1 202 105	1 467	281	327	423	344	55	25	9	3	—
52212	Savings institutions	1 647	14 359	68 467	105	26	43	22	9	3	1	1	—	—
522120	Savings institutions	1 647	14 359	68 467	105	26	43	22	9	3	1	1	—	—
52213	Credit unions	3 442	26 446	102 835	289	116	71	58	30	12	2	—	—	—
522130	Credit unions	3 442	26 446	102 835	289	116	71	58	30	12	2	—	—	—
5222	Nondepository credit intermediation	11 866	239 661	817 147	787	435	181	84	51	9	18	6	3	—
52221	Credit card issuing	(F)	(D)	(D)	14	7	3	1	1	1	—	1	—	—
522210	Credit card issuing	(F)	(D)	(D)	14	7	3	1	1	1	—	1	—	—
52222	Sales financing	(G)	(D)	(D)	135	69	28	16	13	2	5	2	—	—
522220	Sales financing	(G)	(D)	(D)	135	69	28	16	13	2	5	2	—	—
52229	Other nondepository credit intermediation	8 944	146 298	553 941	638	359	150	67	37	6	13	3	3	—
522291	Consumer lending	450	5 283	38 624	89	51	28	6	4	—	—	—	—	—
522292	Real estate credit	7 405	125 918	462 078	449	251	99	49	29	4	12	2	3	—
522293	International trade financing	(A)	(D)	(D)	1	1	—	—	—	—	—	—	—	—
522294	Secondary market financing	(C)	(D)	(D)	6	3	2	—	—	—	1	—	—	—
522298	All oth nondepository credit intermediation	(F)	(D)	(D)	93	53	21	12	4	2	—	1	—	—
5223	Activities related to credit intermediation	4 748	61 248	270 711	407	256	72	40	23	6	8	1	1	—
52231	Mortgage & nonmortgage brokers	1 967	25 531	141 126	296	194	53	26	19	2	2	—	—	—
522310	Mortgage & nonmortgage brokers	1 967	25 531	141 126	296	194	53	26	19	2	2	—	—	—
52232	Financial clearinghouse & reserve activities	1 061	11 517	43 483	40	24	7	2	1	2	3	1	—	—
522320	Financial clearinghouse & reserve activities	1 061	11 517	43 483	40	24	7	2	1	2	3	1	—	—
52239	Other credit intermediation activities	1 720	24 200	86 102	71	38	12	3	2	3	—	1	—	—
522390	Other credit intermediation activities	1 720	24 200	86 102	71	38	12	3	2	3	—	1	—	—
523	Security, commodity contracts & like activity	(J)	(D)	(D)	1 544	1 133	176	93	82	32	16	4	6	2
5231	Scrtcy & comdty contracts intermed & brokerage	(I)	(D)	(D)	796	572	93	55	43	20	8	3	2	—
52311	Investment banking & securities dealing	2 529	75 231	299 391	94	45	16	15	11	3	2	1	1	—
523110	Investment banking & securities dealing	2 529	75 231	299 391	94	45	16	15	11	3	2	1	1	—
52312	Securities brokerage	6 196	268 592	605 728	649	488	71	34	30	17	6	2	1	—
523120	Securities brokerage	6 196	268 592	605 728	649	488	71	34	30	17	6	2	1	—
52313	Commodity contracts dealing	(B)	(D)	(D)	11	7	—	3	1	—	—	—	—	—
523130	Commodity contracts dealing	(B)	(D)	(D)	11	7	—	3	1	—	—	—	—	—
52314	Commodity contracts brokerage	(C)	(D)	(D)	42	32	6	3	1	—	—	—	—	—
523140	Commodity contracts brokerage	(C)	(D)	(D)	42	32	6	3	1	—	—	—	—	—
5232	Securities & commodity exchanges	(B)	(D)	(D)	1	—	—	—	—	1	—	—	—	—
52321	Securities & commodity exchanges	(B)	(D)	(D)	1	—	—	—	—	1	—	—	—	—
523210	Securities & commodity exchanges	(B)	(D)	(D)	1	—	—	—	—	1	—	—	—	—
5239	Other financial investment activities	14 518	398 652	1 131 581	747	561	83	38	39	11	8	1	4	2
52391	Miscellaneous intermediation	603	19 633	48 762	90	71	10	1	5	1	2	—	—	—
523910	Miscellaneous intermediation	603	19 633	48 762	90	71	10	1	5	1	2	—	—	—
52392	Portfolio management	9 326	316 840	825 380	216	143	32	20	9	4	4	1	1	2
523920	Portfolio management	9 326	316 840	825 380	216	143	32	20	9	4	4	1	1	2
52393	Investment advice	1 658	27 882	141 043	392	314	39	16	20	2	1	—	—	—
523930	Investment advice	1 658	27 882	141 043	392	314	39	16	20	2	1	—	—	—
52399	All other financial investment activities	2 931	34 297	116 396	49	33	2	1	5	4	1	—	3	—
523991	Trust, fiduciary & custody activities	2 918	34 237	116 084	42	26	2	1	5	4	1	—	3	—
523999	Miscellaneous financial investment activities	13	60	312	7	7	—	—	—	—	—	—	—	—
524	Insurance carriers & related activities	61 424	839 105	3 326 076	4 071	3 067	512	219	129	54	49	18	12	11
5241	Insurance carriers	41 552	623 789	2 483 801	634	326	97	68	55	26	28	14	9	11
52411	Direct life, health, medical insurance carriers	26 813	403 631	1 458 368	261	117	39	36	25	11	7	9	9	8
524113	Direct life insurance carriers	17 683	267 576	947 448	213	96	33	29	22	11	5	6	6	5
524114	Direct health & medical insurance carriers	9 130	136 055	510 920	48	21	6	7	3	—	2	3	3	3
52412	Other direct insurance carriers	(J)	(D)	(D)	360	201	55	32	28	15	21	5	—	3
524126	Direct property & casualty insurance carriers	13 327	202 989	946 662	285	164	39	22	22	13	18	4	—	3
524127	Direct title insurance carriers	1 094	10 949	51 275	67	34	13	9	6	2	1	—	—	—
524128	All other direct insurance carriers	(C)	(D)	(D)	8	3	3	1	—	—	2	—	—	—
52413	Reinsurance carriers	(C)	(D)	(D)	13	8	3	—	2	—	—	—	—	—
524130	Reinsurance carriers	(C)	(D)	(D)	13	8	3	—	2	—	—	—	—	—
5242	Agencies & other insurance related activities	19 872	215 316	842 275	3 437	2 741	415	151	74	28	21	4	3	—
52421	Insurance agencies & brokerages	13 516	151 146	610 478	3 141	2 574	366	118	56	13	12	1	1	—
524210	Insurance agencies & brokerages	13 516	151 146	610 478	3 141	2 574	366	118	56	13	12	1	1	—
52429	Other insurance related activities	6 356	64 170	231 797	296	167	49	33	18	15	9	3	2	—
524291	Claims adjusting	444	3 809	22 481	105	75	19	8	2	1	—	—	—	—
524292	Insurance & pension funds, third party admin	4 505	47 399	155 835	130	54	21	23	12	11	5	2	2	—
524298	All other insurance related activities	1 407	12 962	53 481	61	38	9	2	4	3	4	1	—	—
525	Funds, trusts, & other financial vehicles (part)	(E)	(D)	(D)	32	21	4	3	3	—	—	1	—	—
5259	Other investment pools & funds	(E)	(D)	(D)	32	21	4	3	3	—	—	1	—	—
52591	Open-end investment funds	(A)	(D)	(D)	3	3	—	—	—	—	—	—	—	—
525910	Open-end investment funds	(A)	(D)	(D)	3	3	—	—	—	—	—	—	—	—
52593	Real estate investment trusts	(C)	(D)	(D)	13	5	2	3	3	—	—	—	—	—
525930	Real estate investment trusts	(C)	(D)	(D)	13	5	2	3	3	—	—	—	—	—
52599	Other financial vehicles	(E)	(D)	(D)	16	13	2	—	—	—	—	1	—	—
525990	Other financial vehicles	(E)	(D)	(D)	16	13	2	—	—	—	—	1	—	—

See footnotes at end of table.



**Table 2. The State—Employees, Payroll, and Establishments by Industry: 2001—Con.**

[Excludes most government employees, railroad employees, and self-employed persons. Size class 1 to 4 includes establishments with payroll, but no employees, during mid-March pay period. (D) denotes figures withheld to avoid disclosing data for individual companies; the data are included in broader industry totals. For explanation of terms, abbreviations, and data reliability/comparability, see introductory text]

NAICS code	Industry	Number of employees for week including March 12	Payroll (\$1,000)		Total number of establishments	Number of establishments by employment-size class								
			First quarter	Annual		1 to 4	5 to 9	10 to 19	20 to 49	50 to 99	100 to 249	250 to 499	500 to 999	1,000 or more
<b>53</b>	<b>Real estate &amp; rental &amp; leasing</b>	<b>36 067</b>	<b>249 250</b>	<b>1 041 491</b>	<b>5 485</b>	<b>3 886</b>	<b>821</b>	<b>456</b>	<b>225</b>	<b>52</b>	<b>37</b>	<b>7</b>	—	<b>1</b>
531	Real estate	24 365	160 304	687 577	4 484	3 468	569	233	143	40	26	5	—	—
5311	Lessors of real estate	7 903	39 212	171 978	1 721	1 310	249	88	55	16	3	—	—	—
53111	Lessors of residential buildings & dwellings	5 330	22 861	100 779	1 080	805	160	66	37	10	2	—	—	—
531110	Lessors of residential buildings & dwellings	5 330	22 861	100 779	1 080	805	160	66	37	10	2	—	—	—
53112	Lessors of nonres bldg (exc miniwarehouses)	1 808	12 580	53 692	374	277	58	18	16	4	1	—	—	—
531120	Lessors of nonres bldg (exc miniwarehouses)	1 808	12 580	53 692	374	277	58	18	16	4	1	—	—	—
53113	Lessors of miniwarehouses & self storage units	214	946	4 363	70	61	6	1	1	1	—	—	—	—
531130	Lessors of miniwarehouses & self storage units	214	946	4 363	70	61	6	1	1	1	—	—	—	—
53119	Lessors of other real estate property	551	2 825	13 144	197	167	25	3	1	1	—	—	—	—
531190	Lessors of other real estate property	551	2 825	13 144	197	167	25	3	1	1	—	—	—	—
5312	Offices of real estate agents & brokers	4 814	38 337	172 033	1 613	1 381	152	54	18	5	3	—	—	—
53121	Offices of real estate agents & brokers	4 814	38 337	172 033	1 613	1 381	152	54	18	5	3	—	—	—
531210	Offices of real estate agents & brokers	4 814	38 337	172 033	1 613	1 381	152	54	18	5	3	—	—	—
5313	Activities related to real estate	11 648	82 755	343 566	1 150	777	168	91	70	19	20	5	—	—
53131	Real estate property managers	9 791	68 937	274 478	648	365	112	71	58	18	20	4	—	—
531311	Residential property managers	7 612	43 396	182 191	441	246	68	51	41	14	18	3	—	—
531312	Nonresidential property managers	2 179	25 541	92 287	207	119	44	20	17	4	2	1	—	—
53132	Offices of real estate appraisers	959	7 528	38 012	291	241	33	9	7	1	—	—	—	—
531320	Offices of real estate appraisers	959	7 528	38 012	291	241	33	9	7	1	—	—	—	—
53139	Other activities related to real estate	898	6 290	31 076	211	171	23	11	5	—	1	—	—	—
531390	Other activities related to real estate	898	6 290	31 076	211	171	23	11	5	—	1	—	—	—
532	Rental & leasing services	(J)	(D)	(D)	965	400	247	216	80	11	8	2	—	1
5321	Automotive equipment rental & leasing	3 305	28 958	115 090	165	81	44	22	10	2	3	2	—	1
53211	Passenger car rental & leasing	2 685	24 155	97 110	70	30	17	10	6	1	3	2	—	1
532111	Passenger car rental	(G)	(D)	(D)	51	21	15	6	3	1	3	2	—	—
532112	Passenger car leasing	(G)	(D)	(D)	19	9	2	4	3	—	—	—	—	1
53212	Truck, utility trailer & RV rental & leasing	620	4 803	17 980	95	51	27	12	4	1	—	—	—	—
532120	Truck, utility trailer & RV rental & leasing	620	4 803	17 980	95	51	27	12	4	1	—	—	—	—
5322	Consumer goods rental	(H)	(D)	(D)	520	175	136	164	40	3	2	—	—	—
53221	Consumer electronics & appliances rental	(B)	(D)	(D)	12	5	5	2	—	—	—	—	—	—
532210	Consumer electronics & appliances rental	(B)	(D)	(D)	12	5	5	2	—	—	—	—	—	—
53222	Formal wear & costume rental	(E)	(D)	(D)	40	20	9	7	3	1	—	—	—	—
532220	Formal wear & costume rental	(E)	(D)	(D)	40	20	9	7	3	1	—	—	—	—
53223	Video tape & disc rental	3 579	6 784	28 290	363	91	97	143	31	1	—	—	—	—
532230	Video tape & disc rental	3 579	6 784	28 290	363	91	97	143	31	1	—	—	—	—
53229	Other consumer goods rental	(F)	(D)	(D)	105	59	25	12	6	1	2	—	—	—
532291	Home health equipment rental	400	3 332	16 077	25	10	9	1	3	—	2	—	—	—
532292	Recreational goods rental	(C)	(D)	(D)	41	31	8	2	—	—	—	—	—	—
532299	All other consumer goods rental	(E)	(D)	(D)	39	18	8	9	3	1	—	—	—	—
5323	General rental centers	(F)	(D)	(D)	99	51	31	12	4	1	—	—	—	—
53231	General rental centers	(F)	(D)	(D)	99	51	31	12	4	1	—	—	—	—
532310	General rental centers	(F)	(D)	(D)	99	51	31	12	4	1	—	—	—	—
5324	Commercial, industrial equip rental & leasing	2 276	33 265	122 284	181	93	36	18	26	5	3	—	—	—
53241	Const, trans, mining equip rental & leasing	516	8 151	27 786	54	28	14	4	6	2	—	—	—	—
532411	Commercial trans equip (exc MV) rental, lease	49	196	682	8	6	1	—	1	—	—	—	—	—
532412	Const, mining, forestry equip rental & leasing	467	7 955	27 104	46	22	13	4	5	2	—	—	—	—
53242	Office machinery & equipment rental & leasing	379	7 055	23 119	31	20	5	1	3	1	1	—	—	—
532420	Office machinery & equipment rental & leasing	379	7 055	23 119	31	20	5	1	3	1	1	—	—	—
53249	Oth commercial, industrial equip rental, lease	1 381	18 059	71 379	96	45	17	13	17	2	2	—	—	—
532490	Oth commercial, industrial equip rental, lease	1 381	18 059	71 379	96	45	17	13	17	2	2	—	—	—
533	Lessors of other nonfinancial intangible asset	(F)	(D)	(D)	36	18	5	7	2	1	3	—	—	—
5331	Lessors of other nonfinancial intangible asset	(F)	(D)	(D)	36	18	5	7	2	1	3	—	—	—
53311	Lessors of other nonfinancial intangible asset	(F)	(D)	(D)	36	18	5	7	2	1	3	—	—	—
533110	Lessors of other nonfinancial intangible asset	(F)	(D)	(D)	36	18	5	7	2	1	3	—	—	—
<b>54</b>	<b>Professional, scientific &amp; technical services</b>	<b>123 646</b>	<b>1 556 338</b>	<b>6 395 833</b>	<b>15 077</b>	<b>10 745</b>	<b>2 062</b>	<b>1 178</b>	<b>680</b>	<b>239</b>	<b>115</b>	<b>42</b>	<b>13</b>	<b>3</b>
541	Professional, scientific & technical services	123 646	1 556 338	6 395 833	15 077	10 745	2 062	1 178	680	239	115	42	13	3
5411	Legal services	19 497	232 233	1 095 969	2 653	1 814	457	221	104	38	11	6	2	—
54111	Offices of lawyers	17 259	214 717	1 015 264	2 387	1 668	396	183	91	31	10	6	2	—
541110	Offices of lawyers	17 259	214 717	1 015 264	2 387	1 668	396	183	91	31	10	6	2	—
54119	Other legal services	2 238	17 516	80 705	266	146	61	38	13	7	1	—	—	—
541191	Title abstract & settlement offices	2 017	15 918	74 826	234	121	59	36	11	6	1	—	—	—
541199	All other legal services	221	1 598	5 879	32	25	2	2	2	1	—	—	—	—
5412	Accounting, tax prep, bookkeep, payroll services	14 980	133 934	543 296	1 790	1 228	314	146	55	18	19	9	1	—
54121	Accounting, tax prep, bookkeep, payroll services	14 980	133 934	543 296	1 790	1 228	314	146	55	18	19	9	1	—
541211	Offices of certified public accountants	7 970	89 639	373 717	861	517	185	99	37	13	5	5	—	—
541213	Tax preparation services	2 292	7 105	20 047	325	233	58	21	6	1	5	1	—	—
541214	Payroll services	2 995	26 542	105 486	50	20	6	5	4	2	9	3	1	—
541219	Other accounting services	1 723	10 648	44 584	554	458	65	21	8	2	—	—	—	—

See footnotes at end of table.





**Table 2. The State—Employees, Payroll, and Establishments by Industry: 2001—Con.**

[Excludes most government employees, railroad employees, and self-employed persons. Size class 1 to 4 includes establishments with payroll, but no employees, during mid-March pay period. (D) denotes figures withheld to avoid disclosing data for individual companies; the data are included in broader industry totals. For explanation of terms, abbreviations, and data reliability/comparability, see introductory text]

NAICS code	Industry	Number of employees for week including March 12	Payroll (\$1,000)		Total number of establishments	Number of establishments by employment-size class									
			First quarter	Annual		1 to 4	5 to 9	10 to 19	20 to 49	50 to 99	100 to 249	250 to 499	500 to 999	1,000 or more	
<b>56</b>	<b>Admin, support, waste mgt, remediation services—Con.</b>														
562	Waste management & remediation services . . .	5 539	49 198	207 262	478	247	114	50	42	15	9	1	—	—	—
5621	Waste collection . . . . .	3 228	27 175	112 447	264	131	69	30	20	8	5	1	—	—	—
56211	Waste collection . . . . .	3 228	27 175	112 447	264	131	69	30	20	8	5	1	—	—	—
562111	Solid waste collection . . . . .	2 658	21 980	90 297	223	107	60	27	17	7	5	—	—	—	—
562112	Hazardous waste collection . . . . .	(E)	(D)	(D)	10	5	1	2	—	1	—	1	—	—	—
562119	Other waste collection . . . . .	(C)	(D)	(D)	31	19	8	1	3	—	—	—	—	—	—
5622	Waste treatment & disposal . . . . .	762	6 121	25 109	60	28	11	10	7	3	1	—	—	—	—
56221	Waste treatment & disposal . . . . .	762	6 121	25 109	60	28	11	10	7	3	1	—	—	—	—
562211	Hazardous waste treatment & disposal . . . . .	(B)	(D)	(D)	8	4	1	3	—	—	—	—	—	—	—
562212	Solid waste landfill . . . . .	668	5 486	21 801	45	19	10	5	7	3	1	—	—	—	—
562213	Solid waste combustors & incinerators . . . . .	(B)	(D)	(D)	5	3	—	2	—	—	—	—	—	—	—
562219	Other nonhazardous waste treatment & disposal . . . . .	(A)	(D)	(D)	2	2	—	—	—	—	—	—	—	—	—
5629	Remediation & oth waste management services . . . . .	1 549	15 902	69 706	154	88	34	10	15	4	3	—	—	—	—
56291	Remediation services . . . . .	573	6 064	31 995	41	15	13	5	6	—	2	—	—	—	—
562910	Remediation services . . . . .	573	6 064	31 995	41	15	13	5	6	—	2	—	—	—	—
56292	Materials recovery facilities . . . . .	329	4 590	14 771	20	8	3	3	4	2	—	—	—	—	—
562920	Materials recovery facilities . . . . .	329	4 590	14 771	20	8	3	3	4	2	—	—	—	—	—
56299	All other waste management services . . . . .	647	5 248	22 940	93	65	18	2	5	2	1	—	—	—	—
562991	Septic tank & related services . . . . .	(F)	(D)	(D)	81	57	16	2	3	2	1	—	—	—	—
562998	All other miscellaneous waste management . . . . .	(B)	(D)	(D)	12	8	2	—	2	—	—	—	—	—	—
<b>61</b>	<b>Educational services . . . . .</b>	<b>51 210</b>	<b>249 449</b>	<b>1 031 159</b>	<b>1 394</b>	<b>660</b>	<b>193</b>	<b>187</b>	<b>192</b>	<b>90</b>	<b>42</b>	<b>15</b>	<b>4</b>	<b>11</b>	
611	Educational services . . . . .	51 210	249 449	1 031 159	1 394	660	193	187	192	90	42	15	4	11	
6111	Elementary & secondary schools . . . . .	15 234	80 709	327 555	392	67	42	76	110	61	29	7	—	—	—
61111	Elementary & secondary schools . . . . .	15 234	80 709	327 555	392	67	42	76	110	61	29	7	—	—	—
611110	Elementary & secondary schools . . . . .	15 234	80 709	327 555	392	67	42	76	110	61	29	7	—	—	—
6112	Junior colleges . . . . .	821	5 818	25 618	9	2	—	1	1	3	1	1	—	—	—
61121	Junior colleges . . . . .	821	5 818	25 618	9	2	—	1	1	3	1	1	—	—	—
611210	Junior colleges . . . . .	821	5 818	25 618	9	2	—	1	1	3	1	1	—	—	—
6113	Colleges, universities & professional schools . . . . .	26 952	116 507	490 723	62	14	6	4	10	1	5	7	4	11	
61131	Colleges, universities & professional schools . . . . .	26 952	116 507	490 723	62	14	6	4	10	1	5	7	4	11	
611310	Colleges, universities & professional schools . . . . .	26 952	116 507	490 723	62	14	6	4	10	1	5	7	4	11	
6114	Business schools & computer & mgt training . . . . .	1 568	15 228	57 106	163	108	26	8	14	4	3	—	—	—	—
61141	Business & secretarial schools . . . . .	628	4 200	17 195	9	—	2	1	—	4	2	—	—	—	—
611410	Business & secretarial schools . . . . .	628	4 200	17 195	9	—	2	1	—	4	2	—	—	—	—
61142	Computer training . . . . .	497	6 523	21 079	64	41	12	4	6	—	1	—	—	—	—
611420	Computer training . . . . .	497	6 523	21 079	64	41	12	4	6	—	1	—	—	—	—
61143	Professional, management development training . . . . .	443	4 505	18 832	90	67	12	3	8	—	—	—	—	—	—
611430	Professional, management development training . . . . .	443	4 505	18 832	90	67	12	3	8	—	—	—	—	—	—
6115	Technical & trade schools . . . . .	1 499	9 963	39 901	96	51	13	11	12	7	2	—	—	—	—
61151	Technical & trade schools . . . . .	1 499	9 963	39 901	96	51	13	11	12	7	2	—	—	—	—
611511	Cosmetology & barber schools . . . . .	(C)	(D)	(D)	21	12	3	3	2	—	1	—	—	—	—
611512	Flight training . . . . .	(E)	(D)	(D)	21	11	4	1	4	1	—	—	—	—	—
611513	Apprenticeship training . . . . .	136	6 676	2 682	15	8	3	2	2	—	—	—	—	—	—
611519	Other technical & trade schools . . . . .	856	6 619	26 077	39	20	3	5	4	6	1	—	—	—	—
6116	Other schools & instruction . . . . .	4 611	17 877	75 898	574	342	96	82	40	12	2	—	—	—	—
61161	Fine arts schools . . . . .	1 635	4 569	21 031	170	91	32	32	11	2	—	—	—	—	—
611610	Fine arts schools . . . . .	1 635	4 569	21 031	170	91	32	32	11	2	—	—	—	—	—
61162	Sports & recreation instruction . . . . .	922	2 178	10 435	157	108	22	15	11	1	—	—	—	—	—
611620	Sports & recreation instruction . . . . .	922	2 178	10 435	157	108	22	15	11	1	—	—	—	—	—
61163	Language schools . . . . .	122	457	2 119	17	8	4	3	2	—	—	—	—	—	—
611630	Language schools . . . . .	122	457	2 119	17	8	4	3	2	—	—	—	—	—	—
61169	All other schools & instruction . . . . .	1 932	10 673	42 313	230	135	38	32	16	9	—	—	—	—	—
611691	Exam preparation & tutoring . . . . .	733	4 369	15 276	61	30	7	12	9	3	—	—	—	—	—
611692	Automobile driving schools . . . . .	242	613	3 244	57	35	14	7	1	—	—	—	—	—	—
611699	All other miscellaneous schools & instruction . . . . .	957	5 691	23 793	112	70	17	13	6	6	—	—	—	—	—
6117	Educational support services . . . . .	525	3 347	14 358	98	76	10	5	5	2	—	—	—	—	—
61171	Educational support services . . . . .	525	3 347	14 358	98	76	10	5	5	2	—	—	—	—	—
611710	Educational support services . . . . .	525	3 347	14 358	98	76	10	5	5	2	—	—	—	—	—
<b>62</b>	<b>Health care and social assistance . . . . .</b>	<b>331 939</b>	<b>2 387 914</b>	<b>10 371 363</b>	<b>11 660</b>	<b>4 617</b>	<b>2 773</b>	<b>1 947</b>	<b>1 206</b>	<b>522</b>	<b>432</b>	<b>99</b>	<b>35</b>	<b>29</b>	
621	Ambulatory health care services . . . . .	107 582	1 028 262	4 695 793	6 258	2 791	1 672	930	518	202	113	20	8	4	
6211	Offices of physicians . . . . .	30 046	390 913	1 844 086	1 328	489	222	235	239	87	45	10	1	—	
62111	Offices of physicians . . . . .	30 046	390 913	1 844 086	1 328	489	222	235	239	87	45	10	1	—	
621111	Offices of physicians (exc mental health) . . . . .	29 624	387 196	1 826 506	1 232	420	204	231	235	86	45	10	1	—	
621112	Offices of physicians, mental health . . . . .	422	3 717	17 580	96	69	18	4	4	1	—	—	—	—	
6212	Offices of dentists . . . . .	13 827	118 798	565 167	1 951	682	831	373	64	1	—	—	—	—	
62121	Offices of dentists . . . . .	13 827	118 798	565 167	1 951	682	831	373	64	1	—	—	—	—	
621210	Offices of dentists . . . . .	13 827	118 798	565 167	1 951	682	831	373	64	1	—	—	—	—	
6213	Offices of other health practitioners . . . . .	9 192	57 504	254 941	1 928	1 320	400	152	43	12	1	—	—	—	
62131	Offices of chiropractors . . . . .	3 521	18 839	85 446	1 016	755	213	43	5	—	—	—	—	—	
621310	Offices of chiropractors . . . . .	3 521	18 839	85 446	1 016	755	213	43	5	—	—	—	—	—	
62132	Offices of optometrists . . . . .	1 450	8 956	41 077	255	130	82	39	4	—	—	—	—	—	
621320	Offices of optometrists . . . . .	1 450	8 956	41 077	255	130	82	39	4	—	—	—	—	—	
62133	Offices of other mental health practitioners . . . . .	1 043	7 107	31 665	236	194	15	15	8	4	—	—	—	—	
621330	Offices of other mental health practitioners . . . . .	1 043	7 107	31 665	236	194	15	15	8	4	—	—	—	—	

See footnotes at end of table.



**Table 2. The State—Employees, Payroll, and Establishments by Industry: 2001—Con.**

[Excludes most government employees, railroad employees, and self-employed persons. Size class 1 to 4 includes establishments with payroll, but no employees, during mid-March pay period. (D) denotes figures withheld to avoid disclosing data for individual companies; the data are included in broader industry totals. For explanation of terms, abbreviations, and data reliability/comparability, see introductory text]

NAICS code	Industry	Number of employees for week including March 12	Payroll (\$1,000)		Total number of establishments	Number of establishments by employment-size class										
			First quarter	Annual		1 to 4	5 to 9	10 to 19	20 to 49	50 to 99	100 to 249	250 to 499	500 to 999	1,000 or more		
<b>62</b>	<b>Health care and social assistance— Con.</b>															
624	Social assistance—Con.															
6244	Child day care services	12 936	42 709	178 064	1 241	622	169	232	199	13	4	2	—	—	—	—
62441	Child day care services	12 936	42 709	178 064	1 241	622	169	232	199	13	4	2	—	—	—	—
624410	Child day care services	12 936	42 709	178 064	1 241	622	169	232	199	13	4	2	—	—	—	—
<b>71</b>	<b>Arts, entertainment &amp; recreation</b>	<b>40 764</b>	<b>216 904</b>	<b>968 815</b>	<b>2 363</b>	<b>1 384</b>	<b>358</b>	<b>262</b>	<b>207</b>	<b>68</b>	<b>64</b>	<b>15</b>	<b>3</b>	<b>2</b>		
711	Performing arts, spectator sports & related industries	7 144	84 647	367 779	660	501	59	42	30	12	10	6	—	—	—	—
7111	Performing arts companies	3 663	17 342	72 735	200	120	25	18	21	9	4	3	—	—	—	—
71111	Theater companies & dinner theaters	2 384	10 372	42 394	81	39	8	6	17	6	3	2	—	—	—	—
711110	Theater companies & dinner theaters	2 384	10 372	42 394	81	39	8	6	17	6	3	2	—	—	—	—
71112	Dance companies	(C)	(D)	(D)	12	5	2	3	2	—	—	—	—	—	—	—
711120	Dance companies	(C)	(D)	(D)	12	5	2	3	2	—	—	—	—	—	—	—
71113	Musical groups & artists	1 137	6 436	28 139	93	65	13	8	2	3	1	1	—	—	—	—
711130	Musical groups & artists	1 137	6 436	28 139	93	65	13	8	2	3	1	1	—	—	—	—
71119	Other performing arts companies	(B)	(D)	(D)	14	11	2	1	—	—	—	—	—	—	—	—
711190	Other performing arts companies	(B)	(D)	(D)	14	11	2	1	—	—	—	—	—	—	—	—
7112	Spectator sports	1 608	55 485	237 325	65	49	4	5	1	—	4	2	—	—	—	—
71121	Spectator sports	1 608	55 485	237 325	65	49	4	5	1	—	4	2	—	—	—	—
711211	Sports teams and clubs	(G)	(D)	(D)	14	4	2	2	1	—	4	1	—	—	—	—
711212	Racetracks	(F)	(D)	(D)	20	18	—	1	—	—	—	1	—	—	—	—
711219	Other spectator sports	(B)	(D)	(D)	31	27	2	2	—	—	—	—	—	—	—	—
7113	Promoters of entertainment events	1 092	5 310	24 172	122	93	11	10	3	2	2	1	—	—	—	—
71131	Promoters of entertainment events with facility	740	3 853	15 998	28	15	3	5	1	1	2	1	—	—	—	—
711310	Promoters of entertainment events with facility	740	3 853	15 998	28	15	3	5	1	1	2	1	—	—	—	—
71132	Promoters of entertainment events without facility	352	1 457	8 174	94	78	8	5	2	1	—	—	—	—	—	—
711320	Promoters of entertainment events without facility	352	1 457	8 174	94	78	8	5	2	1	—	—	—	—	—	—
7114	Agents, managers for artists & other public figures	89	692	3 090	41	36	5	—	—	—	—	—	—	—	—	—
71141	Agents, managers for artists & other public figures	89	692	3 090	41	36	5	—	—	—	—	—	—	—	—	—
711410	Agents, managers for artists & other public figures	89	692	3 090	41	36	5	—	—	—	—	—	—	—	—	—
7115	Independent artists, writers & performers	692	5 818	30 457	232	203	14	9	5	1	—	—	—	—	—	—
71151	Independent artists, writers & performers	692	5 818	30 457	232	203	14	9	5	1	—	—	—	—	—	—
711510	Independent artists, writers & performers	692	5 818	30 457	232	203	14	9	5	1	—	—	—	—	—	—
712	Museums, historical sites & like institutions	2 288	13 876	59 544	173	110	36	13	9	1	1	2	1	—	—	—
7121	Museums, historical sites & like institutions	2 288	13 876	59 544	173	110	36	13	9	1	1	2	1	—	—	—
71211	Museums	1 955	12 277	50 996	108	68	24	7	4	1	1	2	1	—	—	—
712110	Museums	1 955	12 277	50 996	108	68	24	7	4	1	1	2	1	—	—	—
71212	Historical sites	269	1 125	6 431	54	36	10	4	4	—	—	—	—	—	—	—
712120	Historical sites	269	1 125	6 431	54	36	10	4	4	—	—	—	—	—	—	—
71213	Zoos & botanical gardens	(A)	(D)	(D)	4	3	—	1	—	—	—	—	—	—	—	—
712130	Zoos & botanical gardens	(A)	(D)	(D)	4	3	—	1	—	—	—	—	—	—	—	—
71219	Nature parks & other similar institutions	(B)	(D)	(D)	7	3	2	1	1	—	—	—	—	—	—	—
712190	Nature parks & other similar institutions	(B)	(D)	(D)	7	3	2	1	1	—	—	—	—	—	—	—
713	Amusement, gambling & recreation industries	31 332	118 381	541 492	1 530	773	263	207	168	55	53	7	2	2		
7131	Amusement parks & arcades	(E)	(D)	(D)	37	22	6	5	3	1	—	—	—	—	—	—
71311	Amusement & theme parks	(B)	(D)	(D)	11	8	1	1	1	—	—	—	—	—	—	—
713110	Amusement & theme parks	(B)	(D)	(D)	11	8	1	1	1	—	—	—	—	—	—	—
71312	Amusement arcades	(C)	(D)	(D)	26	14	5	4	2	1	—	—	—	—	—	—
713120	Amusement arcades	(C)	(D)	(D)	26	14	5	4	2	1	—	—	—	—	—	—
7132	Gambling industries	(I)	(D)	(D)	44	16	9	7	2	1	5	1	1	2		
71321	Casinos (except hotel casinos)	(G)	(D)	(D)	4	2	—	—	—	—	1	—	—	1	—	—
713210	Casinos (except hotel casinos)	(G)	(D)	(D)	4	2	—	—	—	—	1	—	—	1	—	—
71329	Other gambling industries	(I)	(D)	(D)	40	14	9	7	2	1	4	1	1	1	—	—
713290	Other gambling industries	(I)	(D)	(D)	40	14	9	7	2	1	4	1	1	1	—	—
7139	Other amusement & recreation industries	23 236	69 539	330 855	1 449	735	248	195	163	53	48	6	1	—	—	—
71391	Golf courses & country clubs	4 242	18 147	119 639	359	205	62	42	23	18	9	—	—	—	—	—
713910	Golf courses & country clubs	4 242	18 147	119 639	359	205	62	42	23	18	9	—	—	—	—	—
71392	Skiing facilities	1 807	4 654	10 291	14	4	—	—	2	2	4	1	1	—	—	—
713920	Skiing facilities	1 807	4 654	10 291	14	4	—	—	2	2	4	1	1	—	—	—
71393	Marinas	265	1 520	7 803	59	41	10	5	3	—	—	—	—	—	—	—
713930	Marinas	265	1 520	7 803	59	41	10	5	3	—	—	—	—	—	—	—
71394	Fitness & recreational sports centers	11 575	30 658	132 802	488	224	74	65	66	23	31	5	—	—	—	—
713940	Fitness & recreational sports centers	11 575	30 658	132 802	488	224	74	65	66	23	31	5	—	—	—	—
71395	Bowling centers	2 749	6 910	25 958	164	46	31	32	46	8	1	—	—	—	—	—
713950	Bowling centers	2 749	6 910	25 958	164	46	31	32	46	8	1	—	—	—	—	—
71399	All other amusement & recreation industries	2 598	7 650	34 362	365	215	71	51	23	2	3	—	—	—	—	—
713990	All other amusement & recreation industries	2 598	7 650	34 362	365	215	71	51	23	2	3	—	—	—	—	—
<b>72</b>	<b>Accommodation &amp; food services</b>	<b>194 845</b>	<b>527 064</b>	<b>2 270 143</b>	<b>9 947</b>	<b>3 317</b>	<b>1 514</b>	<b>2 009</b>	<b>2 148</b>	<b>774</b>	<b>160</b>	<b>16</b>	<b>7</b>	<b>2</b>		
721	Accommodation	31 695	122 871	524 302	1 417	725	141	234	195	55	51	9	5	2		
7211	Traveler accommodation	30 235	117 914	494 809	1 082	472	99	207	184	54	50	9	5	2		
72111	Hotels (exc casino hotels) & motels	25 275	92 413	387 836	951	371	82	202	182	54	48	8	4	—	—	—
721110	Hotels (exc casino hotels) & motels	25 275	92 413	387 836	951	371	82	202	182	54	48	8	4	—	—	—
72112	Casino hotels	4 634	24 642	102 463	7	—	1	—	—	—	2	1	1	2		
721120	Casino hotels	4 634	24 642	102 463	7	—	1	—	—	—	2	1	1	2		
72119	Other traveler accommodation	326	859	4 510	124	101	16	5	2	—	—	—	—	—	—	—
721191	Bed & breakfast inns	190	374	1 703	44	30	10	2	2	—	—	—	—	—	—	—
721199	All other traveler accommodation	136	485	2 807	80	71	6	3	—	—	—	—	—	—	—	—

See footnotes at end of table.



**Table 2. The State—Employees, Payroll, and Establishments by Industry: 2001—Con.**

[Excludes most government employees, railroad employees, and self-employed persons. Size class 1 to 4 includes establishments with payroll, but no employees, during mid-March pay period. (D) denotes figures withheld to avoid disclosing data for individual companies; the data are included in broader industry totals. For explanation of terms, abbreviations, and data reliability/comparability, see introductory text.]

NAICS code	Industry	Number of employees for week including March 12	Payroll (\$1,000)		Total number of establishments	Number of establishments by employment-size class										
			First quarter	Annual		1 to 4	5 to 9	10 to 19	20 to 49	50 to 99	100 to 249	250 to 499	500 to 999	1,000 or more		
<b>81</b>	<b>Other services (except public administration)—Con.</b>															
812	Personal & laundry services—Con.															
8123	Drycleaning & laundry services .....	5 967	27 436	113 137	461	182	137	78	42	13	8	1	—	—	—	—
81231	Coin-operated laundries & drycleaners ...	673	2 008	8 471	138	80	39	16	3	—	—	—	—	—	—	—
812310	Coin-operated laundries & drycleaners .	673	2 008	8 471	138	80	39	16	3	—	—	—	—	—	—	—
81232	Drycleaning & laundry services (exc coin-op) .....	3 056	10 623	43 397	285	97	90	59	32	6	1	—	—	—	—	—
812320	Drycleaning & laundry services (exc coin-op) .....	3 056	10 623	43 397	285	97	90	59	32	6	1	—	—	—	—	—
81233	Linen & uniform supply .....	2 238	14 805	61 269	38	5	8	3	7	7	7	1	—	—	—	—
812331	Linen supply .....	902	5 824	24 074	18	3	4	3	3	3	1	1	—	—	—	—
812332	Industrial launderers .....	1 336	8 981	37 195	20	2	4	—	4	4	6	—	—	—	—	—
8129	Other personal services .....	5 673	26 652	109 453	689	428	132	65	48	10	5	—	1	—	—	—
81291	Pet care (except veterinary) services .....	540	1 370	6 297	136	100	20	12	4	—	—	—	—	—	—	—
812910	Pet care (except veterinary) services ....	540	1 370	6 297	136	100	20	12	4	—	—	—	—	—	—	—
81292	Photofinishing .....	2 241	12 819	53 260	138	54	48	16	11	5	3	—	1	—	—	—
812921	Photofinishing laboratories (except one-hour) .....	1 950	11 682	48 094	92	31	34	9	9	5	3	—	1	—	—	—
812922	One-hour photofinishing .....	291	1 137	5 166	46	23	14	7	2	—	—	—	—	—	—	—
81293	Parking lots & garages .....	1 914	7 714	30 783	175	81	35	30	25	3	1	—	—	—	—	—
812930	Parking lots & garages .....	1 914	7 714	30 783	175	81	35	30	25	3	1	—	—	—	—	—
81299	All other personal services .....	978	4 749	19 113	240	193	29	7	8	2	1	—	—	—	—	—
812990	All other personal services .....	978	4 749	19 113	240	193	29	7	8	2	1	—	—	—	—	—
<b>813</b>	<b>Religious, grantmaking, civic, prof &amp; like organizations</b> .....	<b>65 305</b>	<b>252 911</b>	<b>1 047 910</b>	<b>6 956</b>	<b>3 632</b>	<b>1 641</b>	<b>962</b>	<b>544</b>	<b>126</b>	<b>40</b>	<b>9</b>	<b>2</b>	<b>—</b>	<b>—</b>	<b>—</b>
8131	Religious organizations .....	35 479	124 668	514 646	3 789	1 931	983	512	262	73	23	4	1	—	—	—
81311	Religious organizations .....	35 479	124 668	514 646	3 789	1 931	983	512	262	73	23	4	1	—	—	—
813110	Religious organizations .....	35 479	124 668	514 646	3 789	1 931	983	512	262	73	23	4	1	—	—	—
8132	Grantmaking & giving services .....	3 816	26 981	108 582	298	185	47	36	18	6	3	2	1	—	—	—
81321	Grantmaking & giving services .....	3 816	26 981	108 582	298	185	47	36	18	6	3	2	1	—	—	—
813211	Grantmaking foundations .....	842	7 072	31 671	129	84	19	7	4	1	1	—	—	—	—	—
813212	Voluntary health organizations .....	2 010	13 715	54 730	59	31	10	9	4	1	1	2	1	—	—	—
813219	Other grantmaking & giving services ...	964	6 194	22 181	110	70	18	10	7	4	1	—	—	—	—	—
8133	Social advocacy organizations .....	2 698	14 407	61 447	353	206	73	43	25	4	2	—	—	—	—	—
81331	Social advocacy organizations .....	2 698	14 407	61 447	353	206	73	43	25	4	2	—	—	—	—	—
813311	Human rights organizations .....	483	2 282	9 251	46	26	8	9	2	—	1	—	—	—	—	—
813312	Environment & wildlife organizations ...	1 017	5 270	23 196	119	64	24	19	9	2	1	—	—	—	—	—
813319	Other social advocacy organizations ...	1 198	6 855	29 000	188	116	41	15	14	2	—	—	—	—	—	—
8134	Civic & social organizations .....	13 475	30 007	125 253	1 233	503	300	241	161	19	8	1	—	—	—	—
81341	Civic & social organizations .....	13 475	30 007	125 253	1 233	503	300	241	161	19	8	1	—	—	—	—
813410	Civic & social organizations .....	13 475	30 007	125 253	1 233	503	300	241	161	19	8	1	—	—	—	—
8139	Business, labor, political, like organizations ..	9 837	56 848	237 982	1 283	807	238	130	78	24	4	2	—	—	—	—
81391	Business associations .....	2 440	20 863	84 654	427	289	79	34	19	6	—	—	—	—	—	—
813910	Business associations .....	2 440	20 863	84 654	427	289	79	34	19	6	—	—	—	—	—	—
81392	Professional organizations .....	1 349	10 604	45 064	146	96	26	11	8	2	3	—	—	—	—	—
813920	Professional organizations .....	1 349	10 604	45 064	146	96	26	11	8	2	3	—	—	—	—	—
81393	Labor unions & similar labor organizations .....	4 534	18 346	77 449	365	156	95	59	38	14	1	2	—	—	—	—
813930	Labor unions & similar labor organizations .....	4 534	18 346	77 449	365	156	95	59	38	14	1	2	—	—	—	—
81394	Political organizations .....	231	1 591	7 491	47	41	3	—	1	2	—	—	—	—	—	—
813940	Political organizations .....	231	1 591	7 491	47	41	3	—	1	2	—	—	—	—	—	—
81399	Oth similar organizations (exc business, prof, labor, pol) .....	1 283	5 444	23 324	298	225	35	26	12	—	—	—	—	—	—	—
813990	Oth similar organizations (exc business, prof, labor, pol) .....	1 283	5 444	23 324	298	225	35	26	12	—	—	—	—	—	—	—
<b>95</b>	<b>Auxiliaries (exc corporate, subsidiary &amp; regional mgt)</b> .....	<b>15 237</b>	<b>266 128</b>	<b>977 316</b>	<b>324</b>	<b>106</b>	<b>68</b>	<b>49</b>	<b>38</b>	<b>32</b>	<b>16</b>	<b>9</b>	<b>6</b>	<b>—</b>	<b>—</b>	<b>—</b>
<b>99</b>	<b>Unclassified establishments</b> .....	<b>1 303</b>	<b>4 462</b>	<b>24 882</b>	<b>1 217</b>	<b>1 139</b>	<b>64</b>	<b>12</b>	<b>2</b>	<b>—</b>	<b>—</b>	<b>—</b>	<b>—</b>	<b>—</b>	<b>—</b>	<b>—</b>

Note: Employment-size classes are indicated as follows: A—0 to 19; B—20 to 99; C—100 to 249; E—250 to 499; F—500 to 999; G—1,000 to 2,499; H—2,500 to 4,999; I—5,000 to 9,999; J—10,000 to 24,999; K—25,000 to 49,999; L—50,000 to 99,999; M—100,000 or more.



**Table 3. The State—Employees and Annual Payroll by Employment-Size Class: 2001**

[Excludes most government employees, railroad employees, and self-employed persons. Size class 1 to 4 includes establishments with payroll, but no employees, during mid-March pay period. (D) denotes figures withheld to avoid disclosing data for individual companies; the data are included in broader industry totals. For explanation of terms, abbreviations, and data reliability/comparability, see introductory text]

NAICS code	Major group	Total	Employment-size class								
			1 to 4	5 to 9	10 to 19	20 to 49	50 to 99	100 to 249	250 to 499	500 to 999	1,000 or more
	<b>Total number of employees ..</b>	<b>2 418 159</b>	<b>121 156</b>	<b>173 370</b>	<b>250 261</b>	<b>386 558</b>	<b>311 303</b>	<b>414 652</b>	<b>250 226</b>	<b>172 902</b>	<b>337 731</b>
	<b>Total payroll, annual (\$1,000) .....</b>	<b>84 861 128</b>	<b>4 424 284</b>	<b>4 745 299</b>	<b>6 993 733</b>	<b>11 450 519</b>	<b>9 998 287</b>	<b>14 117 773</b>	<b>9 496 980</b>	<b>7 657 550</b>	<b>15 976 703</b>
<b>11</b>	<b>FORESTRY, FISHING, HUNTING, AND AGRICULTURE SUPPORT</b>										
	Number of employees .....	2 351	531	736	(D)	(D)	(D)	-	-	-	-
	Payroll, annual (\$1,000) .....	56 623	12 816	17 703	(D)	(D)	(D)	-	-	-	-
113	Forestry and logging										
	Number of employees .....	(G)	(D)	463	(D)	(D)	-	-	-	-	-
	Payroll, annual (\$1,000) .....	(D)	(D)	10 252	(D)	(D)	-	-	-	-	-
114	Fishing, hunting & trapping										
	Number of employees .....	(C)	(D)	30	(D)	(D)	(D)	-	-	-	-
	Payroll, annual (\$1,000) .....	(D)	(D)	285	(D)	(D)	(D)	-	-	-	-
115	Agriculture & forestry support activities										
	Number of employees .....	1 108	259	243	(D)	(D)	254	-	-	-	-
	Payroll, annual (\$1,000) .....	28 149	6 781	7 166	(D)	(D)	6 642	-	-	-	-
<b>21</b>	<b>MINING</b>										
	Number of employees .....	6 676	(D)	(D)	(D)	(D)	(D)	(D)	(D)	(D)	(D)
	Payroll, annual (\$1,000) .....	314 211	(D)	(D)	(D)	(D)	(D)	(D)	(D)	(D)	(D)
211	Oil & gas extraction										
	Number of employees .....	(B)	(D)	(D)	(D)	(D)	-	-	-	-	-
	Payroll, annual (\$1,000) .....	(D)	(D)	(D)	(D)	(D)	-	-	-	-	-
212	Mining (except oil & gas)										
	Number of employees .....	6 391	(D)	(D)	(D)	355	(D)	(D)	(D)	(D)	(D)
	Payroll, annual (\$1,000) .....	304 478	(D)	(D)	(D)	20 428	(D)	(D)	(D)	(D)	(D)
213	Mining support activities										
	Number of employees .....	(C)	(D)	(D)	(D)	-	-	(D)	-	-	-
	Payroll, annual (\$1,000) .....	(D)	(D)	(D)	(D)	-	-	(D)	-	-	-
<b>22</b>	<b>UTILITIES</b>										
	Number of employees .....	12 927	(D)	(D)	680	1 994	(D)	(D)	3 449	-	(D)
	Payroll, annual (\$1,000) .....	849 235	(D)	(D)	35 115	117 987	(D)	(D)	227 080	-	(D)
221	Utilities										
	Number of employees .....	12 927	(D)	(D)	680	1 994	(D)	(D)	3 449	-	(D)
	Payroll, annual (\$1,000) .....	849 235	(D)	(D)	35 115	117 987	(D)	(D)	227 080	-	(D)
<b>23</b>	<b>CONSTRUCTION</b>										
	Number of employees .....	117 506	15 552	15 824	17 005	23 354	15 773	12 833	9 087	(D)	(D)
	Payroll, annual (\$1,000) .....	5 645 327	670 768	592 469	745 916	1 148 686	847 317	714 044	498 418	(D)	(D)
233	Building, developing & general contracting										
	Number of employees .....	31 516	4 723	4 434	4 407	5 652	4 089	(D)	2 037	(D)	(D)
	Payroll, annual (\$1,000) .....	1 459 306	187 298	158 993	175 477	266 955	208 744	(D)	103 137	(D)	(D)
234	Heavy construction										
	Number of employees .....	12 686	837	1 106	1 463	2 704	1 374	(D)	2 293	(D)	(D)
	Payroll, annual (\$1,000) .....	897 597	85 734	80 799	126 437	210 650	115 588	(D)	131 612	(D)	(D)
235	Special trade contractors										
	Number of employees .....	73 304	9 992	10 284	11 135	14 998	10 310	9 936	4 757	1 892	-
	Payroll, annual (\$1,000) .....	3 288 424	397 736	352 677	444 002	671 081	522 985	551 500	263 669	84 774	-
<b>31-33</b>	<b>MANUFACTURING</b>										
	Number of employees .....	373 586	4 933	9 406	16 590	40 378	42 814	86 097	62 657	52 306	58 405
	Payroll, annual (\$1,000) .....	14 845 620	226 425	272 737	544 638	1 463 598	1 561 771	3 343 138	2 435 259	2 148 814	2 849 240
311	Food mfg										
	Number of employees .....	42 981	356	800	1 489	3 073	(D)	10 079	10 067	7 731	(D)
	Payroll, annual (\$1,000) .....	1 449 979	16 253	13 974	37 935	106 015	(D)	355 415	320 186	266 606	(D)
312	Beverage & tobacco product mfg										
	Number of employees .....	1 797	(D)	51	(D)	285	(D)	643	-	(D)	-
	Payroll, annual (\$1,000) .....	68 738	(D)	1 497	(D)	7 920	(D)	25 615	-	(D)	-
313	Textile mills										
	Number of employees .....	494	62	(D)	(D)	(D)	(D)	(D)	-	-	-
	Payroll, annual (\$1,000) .....	16 200	2 106	(D)	(D)	(D)	(D)	(D)	-	-	-
314	Textile product mills										
	Number of employees .....	1 712	90	(D)	294	(D)	258	(D)	(D)	-	-
	Payroll, annual (\$1,000) .....	39 089	2 285	(D)	6 488	(D)	6 189	(D)	(D)	-	-
315	Apparel manufacturing										
	Number of employees .....	1 633	121	175	213	492	220	412	-	-	-
	Payroll, annual (\$1,000) .....	37 575	3 991	3 839	5 515	10 676	3 016	10 538	-	-	-
316	Leather & allied product mfg										
	Number of employees .....	2 029	(D)	(D)	(D)	(D)	(D)	(D)	(D)	-	(D)
	Payroll, annual (\$1,000) .....	69 122	(D)	(D)	(D)	(D)	(D)	(D)	(D)	-	(D)
321	Wood product mfg										
	Number of employees .....	16 157	222	426	904	2 071	1 656	4 089	(D)	-	(D)
	Payroll, annual (\$1,000) .....	641 897	6 305	8 923	20 868	60 205	53 507	156 727	(D)	-	(D)
322	Paper mfg										
	Number of employees .....	15 387	(D)	57	297	771	1 318	4 758	(D)	(D)	(D)
	Payroll, annual (\$1,000) .....	677 568	(D)	1 570	8 465	26 760	52 087	177 884	(D)	(D)	(D)

See footnotes at end of table.

**Table 3. The State—Employees and Annual Payroll by Employment-Size Class: 2001—Con.**

[Excludes most government employees, railroad employees, and self-employed persons. Size class 1 to 4 includes establishments with payroll, but no employees, during mid-March pay period. (D) denotes figures withheld to avoid disclosing data for individual companies; the data are included in broader industry totals. For explanation of terms, abbreviations, and data reliability/comparability, see introductory text]

NAICS code	Major group	Employment-size class									
		Total	1 to 4	5 to 9	10 to 19	20 to 49	50 to 99	100 to 249	250 to 499	500 to 999	1,000 or more
<b>31-33</b>	<b>MANUFACTURING—Con.</b>										
323	Printing & related support activities										
	Number of employees	34 031	651	1 272	1 733	4 016	(D)	8 563	6 068	4 951	(D)
	Payroll, annual (\$1,000)	1 200 335	22 886	32 158	51 345	141 938	(D)	347 375	223 026	177 496	(D)
324	Petroleum & coal products mfg										
	Number of employees	1 802	19	(D)	(D)	(D)	304	(D)	(D)	(D)	—
	Payroll, annual (\$1,000)	128 932	2 023	(D)	(D)	(D)	7 823	(D)	(D)	(D)	—
325	Chemical mfg										
	Number of employees	8 621	135	317	(D)	1 643	1 101	1 656	2 448	(D)	—
	Payroll, annual (\$1,000)	417 243	5 860	9 946	(D)	70 500	54 520	81 571	126 878	(D)	—
326	Plastics & rubber products mfg										
	Number of employees	18 422	165	436	(D)	2 424	3 484	7 008	(D)	(D)	—
	Payroll, annual (\$1,000)	632 302	4 842	14 789	(D)	80 148	118 775	230 773	(D)	(D)	—
327	Nonmetallic mineral product mfg										
	Number of employees	11 817	191	462	845	1 742	733	2 227	1 388	(D)	(D)
	Payroll, annual (\$1,000)	526 953	11 724	18 759	36 084	77 628	30 073	91 153	49 304	(D)	(D)
331	Primary metal mfg										
	Number of employees	7 897	(D)	107	(D)	548	1 039	2 026	3 266	(D)	—
	Payroll, annual (\$1,000)	317 031	(D)	3 453	(D)	19 928	39 334	75 297	147 929	(D)	—
332	Fabricated metal product mfg										
	Number of employees	47 301	967	1 780	3 323	8 661	8 744	11 589	5 333	3 032	3 872
	Payroll, annual (\$1,000)	1 815 065	30 374	53 606	111 585	309 082	328 074	452 550	219 822	110 834	199 138
333	Machinery mfg										
	Number of employees	38 959	429	1 008	2 118	4 561	5 683	9 398	6 975	8 787	—
	Payroll, annual (\$1,000)	1 598 516	59 739	34 656	72 327	175 823	215 749	398 778	289 987	351 457	—
334	Computer & electronic product mfg										
	Number of employees	61 560	186	377	698	2 648	2 847	9 528	11 869	11 996	21 411
	Payroll, annual (\$1,000)	2 888 884	12 198	13 469	35 322	103 471	126 191	382 128	488 155	507 694	1 220 256
335	Electrical equip, appliance & component mfg										
	Number of employees	11 637	55	136	(D)	984	1 238	2 580	(D)	—	4 969
	Payroll, annual (\$1,000)	442 728	2 057	4 274	(D)	39 153	42 416	94 151	(D)	—	203 843
336	Transportation equipment mfg										
	Number of employees	15 233	141	172	376	990	(D)	2 372	3 461	2 715	(D)
	Payroll, annual (\$1,000)	561 049	3 828	4 368	10 556	28 740	(D)	76 665	110 343	97 171	(D)
337	Furniture & related product mfg										
	Number of employees	12 201	417	638	1 117	2 105	1 507	2 560	1 643	2 214	—
	Payroll, annual (\$1,000)	392 321	11 816	17 327	32 175	69 220	46 429	90 461	49 456	75 437	—
339	Miscellaneous mfg										
	Number of employees	21 915	578	858	(D)	2 725	3 114	5 722	3 395	1 818	(D)
	Payroll, annual (\$1,000)	924 093	22 239	26 662	(D)	108 811	106 093	259 857	157 083	91 228	(D)
<b>42</b>	<b>WHOLESALE TRADE</b>										
	Number of employees	140 178	8 163	11 668	18 033	29 789	20 165	25 760	12 927	5 607	8 066
	Payroll, annual (\$1,000)	6 705 189	373 829	476 971	746 584	1 326 664	972 318	1 258 846	655 866	286 172	607 939
421	Wholesale trade, durable goods										
	Number of employees	88 528	5 480	7 901	11 766	19 218	13 196	14 826	7 529	(D)	(D)
	Payroll, annual (\$1,000)	4 541 152	255 953	338 486	517 936	903 416	709 067	775 283	390 719	(D)	(D)
422	Wholesale trade, nondurable goods										
	Number of employees	51 650	2 683	3 767	6 267	10 571	6 969	10 934	5 398	(D)	(D)
	Payroll, annual (\$1,000)	2 164 037	117 876	138 485	228 648	423 248	263 251	483 563	265 147	(D)	(D)
<b>44-45</b>	<b>RETAIL TRADE</b>										
	Number of employees	315 883	16 285	36 551	53 582	57 297	41 063	71 325	26 507	(D)	(D)
	Payroll, annual (\$1,000)	6 710 537	377 238	640 471	965 795	1 141 523	957 820	1 474 188	563 807	(D)	(D)
441	Motor vehicle & parts dealers										
	Number of employees	34 616	1 740	3 759	5 806	7 446	8 401	(D)	(D)	—	—
	Payroll, annual (\$1,000)	1 227 366	55 967	93 650	159 562	251 437	340 994	(D)	(D)	—	—
442	Furniture & home furnishing stores										
	Number of employees	12 166	1 131	1 970	2 863	2 817	1 439	(D)	(D)	—	—
	Payroll, annual (\$1,000)	281 004	28 343	42 339	65 732	69 944	36 913	(D)	(D)	—	—
443	Electronics & appliance stores										
	Number of employees	12 570	(D)	1 537	1 575	(D)	1 528	(D)	(D)	—	(D)
	Payroll, annual (\$1,000)	555 125	(D)	38 573	41 685	(D)	42 737	(D)	(D)	—	(D)
444	Bldg material & garden equip & supp dealers										
	Number of employees	29 427	(D)	4 132	6 262	6 607	2 668	7 121	(D)	—	—
	Payroll, annual (\$1,000)	812 894	(D)	102 096	166 228	199 644	93 137	181 808	(D)	—	—
445	Food & beverage stores										
	Number of employees	59 059	2 003	4 352	6 116	7 884	9 871	23 087	5 746	—	—
	Payroll, annual (\$1,000)	930 186	33 777	51 124	77 478	109 587	156 002	401 886	100 332	—	—
446	Health & personal care stores										
	Number of employees	18 669	1 068	2 206	3 440	5 832	4 070	(D)	(D)	(D)	—
	Payroll, annual (\$1,000)	366 349	30 671	42 065	57 032	112 739	70 340	(D)	(D)	(D)	—
447	Gasoline stations										
	Number of employees	26 373	1 202	5 156	12 400	6 286	895	434	—	—	—
	Payroll, annual (\$1,000)	365 889	23 390	73 980	172 111	77 661	13 281	5 466	—	—	—
448	Clothing & clothing accessories stores										
	Number of employees	22 933	1 802	5 128	5 701	5 161	3 030	(D)	—	(D)	—
	Payroll, annual (\$1,000)	324 186	37 571	74 411	76 041	70 969	37 460	(D)	—	(D)	—

See footnotes at end of table.

**Table 3. The State—Employees and Annual Payroll by Employment-Size Class: 2001—Con.**

[Excludes most government employees, railroad employees, and self-employed persons. Size class 1 to 4 includes establishments with payroll, but no employees, during mid-March pay period. (D) denotes figures withheld to avoid disclosing data for individual companies; the data are included in broader industry totals. For explanation of terms, abbreviations, and data reliability/comparability, see introductory text]

NAICS code	Major group	Total	Employment-size class									
			1 to 4	5 to 9	10 to 19	20 to 49	50 to 99	100 to 249	250 to 499	500 to 999	1,000 or more	
<b>44-45</b>	<b>RETAIL TRADE—Con.</b>											
451	Sporting goods, hobby, book & music stores											
	Number of employees .....	15 353	1 130	2 160	3 098	3 868	2 731	(D)	(D)	(D)	—	
	Payroll, annual (\$1,000).....	211 879	22 545	27 766	39 825	49 965	36 108	(D)	(D)	(D)	—	
452	General merchandise stores											
	Number of employees .....	50 928	225	598	825	(D)	3 899	23 812	(D)	(D)	—	
	Payroll, annual (\$1,000).....	870 918	8 019	6 990	10 034	(D)	74 976	386 983	(D)	(D)	—	
453	Miscellaneous store retailers											
	Number of employees .....	17 948	2 302	4 169	4 002	5 224	1 058	(D)	(D)	—		
	Payroll, annual (\$1,000).....	263 551	35 958	51 650	52 139	74 842	14 655	(D)	(D)	—		
454	Nonstore retailers											
	Number of employees .....	15 841	(D)	1 384	1 494	2 232	1 473	2 560	1 320	3 240	(D)	
	Payroll, annual (\$1,000).....	501 190	(D)	35 827	47 928	57 747	41 217	83 252	69 591	116 969	(D)	
<b>48-49</b>	<b>TRANSPORTATION &amp; WAREHOUSING</b>											
	<b>Number of employees .....</b>	<b>79 090</b>	<b>3 646</b>	<b>3 763</b>	<b>5 908</b>	<b>10 850</b>	<b>8 324</b>	<b>9 939</b>	<b>(D)</b>	<b>(D)</b>	<b>28 454</b>	
	<b>Payroll, annual (\$1,000).....</b>	<b>2 774 789</b>	<b>116 559</b>	<b>103 636</b>	<b>161 694</b>	<b>318 601</b>	<b>205 966</b>	<b>282 911</b>	<b>(D)</b>	<b>(D)</b>	<b>1 308 259</b>	
481	Air transportation											
	Number of employees .....	25 571	32	(D)	186	(D)	(D)	(D)	(D)	(D)	(D)	
	Payroll, annual (\$1,000).....	1 226 312	2 053	(D)	6 523	(D)	(D)	(D)	(D)	(D)	(D)	
483	Water transportation											
	Number of employees .....	(F)	(D)	(D)	(D)	(D)	(D)	—	(D)	—	—	
	Payroll, annual (\$1,000).....	(D)	(D)	(D)	(D)	(D)	(D)	—	(D)	—	—	
484	Truck transportation											
	Number of employees .....	22 058	2 542	1 982	2 611	5 004	(D)	3 816	(D)	—	—	
	Payroll, annual (\$1,000).....	768 786	77 433	55 374	81 177	173 137	(D)	147 894	(D)	—	—	
485	Transit & ground passenger transportation											
	Number of employees .....	12 588	230	(D)	1 392	2 926	3 158	3 327	(D)	—	—	
	Payroll, annual (\$1,000).....	190 223	4 674	(D)	15 046	37 080	50 045	59 863	(D)	—	—	
486	Pipeline transportation											
	Number of employees .....	550	59	(D)	103	(D)	(D)	(D)	—	—	—	
	Payroll, annual (\$1,000).....	32 105	4 018	(D)	6 458	(D)	(D)	(D)	—	—	—	
487	Scenic & sightseeing transportation											
	Number of employees .....	(C)	(D)	(D)	(D)	(D)	—	—	—	—	—	
	Payroll, annual (\$1,000).....	(D)	(D)	(D)	(D)	(D)	—	—	—	—	—	
488	Transportation support activities											
	Number of employees .....	5 368	443	685	1 099	1 450	899	(D)	(D)	—	—	
	Payroll, annual (\$1,000).....	173 204	16 769	23 059	37 637	52 493	23 143	(D)	(D)	—	—	
492	Couriers & messengers											
	Number of employees .....	10 555	226	172	(D)	(D)	(D)	1 695	(D)	(D)	(D)	
	Payroll, annual (\$1,000).....	305 639	6 471	3 948	(D)	(D)	(D)	43 582	(D)	(D)	(D)	
493	Warehousing & storage											
	Number of employees .....	1 755	(D)	(D)	(D)	(D)	(D)	(D)	(D)	—	—	
	Payroll, annual (\$1,000).....	53 207	(D)	(D)	(D)	(D)	(D)	(D)	(D)	—	—	
<b>51</b>	<b>INFORMATION</b>											
	<b>Number of employees .....</b>	<b>66 321</b>	<b>2 368</b>	<b>3 061</b>	<b>5 274</b>	<b>10 802</b>	<b>9 931</b>	<b>11 051</b>	<b>6 926</b>	<b>3 552</b>	<b>13 356</b>	
	<b>Payroll, annual (\$1,000).....</b>	<b>3 152 041</b>	<b>134 273</b>	<b>144 270</b>	<b>227 150</b>	<b>427 840</b>	<b>408 757</b>	<b>558 405</b>	<b>340 210</b>	<b>152 575</b>	<b>758 561</b>	
511	Publishing industries											
	Number of employees .....	25 093	578	(D)	(D)	3 692	3 178	(D)	(D)	(D)	(D)	
	Payroll, annual (\$1,000).....	1 315 850	27 229	(D)	(D)	159 126	121 677	(D)	(D)	(D)	(D)	
512	Motion picture & sound recording industries											
	Number of employees .....	4 661	311	(D)	(D)	1 568	849	(D)	—	—	—	
	Payroll, annual (\$1,000).....	81 388	10 927	(D)	(D)	28 043	10 860	(D)	—	—	—	
513	Broadcasting & telecommunications											
	Number of employees .....	25 979	1 146	(D)	2 322	4 341	4 338	4 737	(D)	(D)	(D)	
	Payroll, annual (\$1,000).....	1 273 699	78 588	(D)	111 040	191 492	218 456	251 874	(D)	(D)	(D)	
514	Information & data processing services											
	Number of employees .....	10 588	333	317	(D)	1 201	1 566	(D)	(D)	(D)	(D)	
	Payroll, annual (\$1,000).....	481 104	17 529	9 775	(D)	49 179	57 764	(D)	(D)	(D)	(D)	
<b>52</b>	<b>FINANCE &amp; INSURANCE</b>											
	<b>Number of employees .....</b>	<b>139 830</b>	<b>9 092</b>	<b>9 134</b>	<b>12 717</b>	<b>19 928</b>	<b>11 701</b>	<b>17 674</b>	<b>13 852</b>	<b>17 959</b>	<b>27 773</b>	
	<b>Payroll, annual (\$1,000).....</b>	<b>7 903 478</b>	<b>415 951</b>	<b>389 439</b>	<b>616 358</b>	<b>966 973</b>	<b>679 675</b>	<b>979 482</b>	<b>706 300</b>	<b>1 207 219</b>	<b>1 942 081</b>	
521	Monetary authorities - central bank											
	Number of employees .....	(G)	(D)	—	—	—	—	—	—	—	(D)	
	Payroll, annual (\$1,000).....	(D)	(D)	—	—	—	—	—	—	—	(D)	
522	Credit intermediation & related activities											
	Number of employees .....	53 177	2 017	4 726	8 537	13 238	5 669	8 186	5 995	4 809	—	
	Payroll, annual (\$1,000).....	2 461 265	122 474	178 600	330 549	508 553	274 908	388 143	337 514	320 524	—	
523	Security, commodity contracts & like activity											
	Number of employees .....	(J)	(D)	(D)	(D)	(D)	2 151	2 372	(D)	4 649	(D)	
	Payroll, annual (\$1,000).....	(D)	(D)	(D)	(D)	(D)	201 732	243 543	(D)	523 444	(D)	

See footnotes at end of table.

**Table 3. The State—Employees and Annual Payroll by Employment-Size Class: 2001—Con.**

[Excludes most government employees, railroad employees, and self-employed persons. Size class 1 to 4 includes establishments with payroll, but no employees, during mid-March pay period. (D) denotes figures withheld to avoid disclosing data for individual companies; the data are included in broader industry totals. For explanation of terms, abbreviations, and data reliability/comparability, see introductory text]

NAICS code	Major group	Employment-size class									
		Total	1 to 4	5 to 9	10 to 19	20 to 49	50 to 99	100 to 249	250 to 499	500 to 999	1,000 or more
<b>52</b>	<b>FINANCE &amp; INSURANCE—Con.</b>										
524	Insurance carriers & related activities										
	Number of employees .....	61 424	(D)	(D)	(D)	(D)	3 881	7 116	6 327	8 501	(D)
	Payroll, annual (\$1,000).....	3 326 076	(D)	(D)	(D)	(D)	203 035	347 796	277 739	363 251	(D)
525	Funds, trusts, & other financial vehicles (part)										
	Number of employees .....	(E)	(D)	(D)	(D)	(D)	—	—	(D)	—	—
	Payroll, annual (\$1,000).....	(D)	(D)	(D)	(D)	(D)	—	—	(D)	—	—
<b>53</b>	<b>REAL ESTATE &amp; RENTAL &amp; LEASING</b>										
	Number of employees .....	36 067	5 770	5 336	6 053	6 450	3 666	(D)	(D)	—	(D)
	Payroll, annual (\$1,000).....	1 041 491	181 283	144 103	140 284	171 048	116 258	(D)	(D)	—	(D)
531	Real estate										
	Number of employees .....	24 365	(D)	3 652	3 031	4 247	(D)	3 818	(D)	—	—
	Payroll, annual (\$1,000).....	687 577	(D)	107 458	84 857	112 584	(D)	88 995	(D)	—	—
532	Rental & leasing services										
	Number of employees .....	(J)	(D)	(D)	2 934	(D)	(D)	1 194	(D)	—	(D)
	Payroll, annual (\$1,000).....	(D)	(D)	(D)	50 568	(D)	(D)	56 818	(D)	—	(D)
533	Lessors of other nonfinancial intangible asset										
	Number of employees .....	(F)	(D)	(D)	88	(D)	(D)	(D)	—	—	—
	Payroll, annual (\$1,000).....	(D)	(D)	(D)	4 859	(D)	(D)	(D)	—	—	—
<b>54</b>	<b>PROFESSIONAL, SCIENTIFIC &amp; TECHNICAL SERVICES</b>										
	Number of employees .....	123 646	15 161	13 552	15 808	20 561	16 030	17 154	14 186	7 951	3 243
	Payroll, annual (\$1,000).....	6 395 833	675 455	528 895	703 332	1 030 367	887 728	964 613	817 735	552 211	235 497
541	Professional, scientific & technical services										
	Number of employees .....	123 646	15 161	13 552	15 808	20 561	16 030	17 154	14 186	7 951	3 243
	Payroll, annual (\$1,000).....	6 395 833	675 455	528 895	703 332	1 030 367	887 728	964 613	817 735	552 211	235 497
<b>55</b>	<b>MANAGEMENT OF COMPANIES &amp; ENTERPRISES</b>										
	Number of employees .....	100 727	563	1 081	2 120	5 363	6 729	12 078	14 700	16 148	41 945
	Payroll, annual (\$1,000).....	6 860 318	107 688	68 538	143 709	328 482	535 720	843 846	814 089	1 169 656	2 848 590
551	Management of companies & enterprises										
	Number of employees .....	100 727	563	1 081	2 120	5 363	6 729	12 078	14 700	16 148	41 945
	Payroll, annual (\$1,000).....	6 860 318	107 688	68 538	143 709	328 482	535 720	843 846	814 089	1 169 656	2 848 590
<b>56</b>	<b>ADMIN, SUPPORT, WASTE MGT, REMEDIATION SERVICES</b>										
	Number of employees .....	145 826	5 881	7 077	8 939	17 111	19 846	26 360	19 574	10 422	30 616
	Payroll, annual (\$1,000).....	3 595 188	223 930	193 293	246 778	474 605	518 262	648 889	378 501	220 067	690 863
561	Administrative & support services										
	Number of employees .....	140 287	5 431	(D)	8 235	15 787	18 871	25 260	(D)	10 422	30 616
	Payroll, annual (\$1,000).....	3 387 926	208 601	(D)	225 524	419 731	481 235	602 652	(D)	220 067	690 863
562	Waste management & remediation services										
	Number of employees .....	5 539	450	(D)	704	1 324	975	1 100	(D)	—	—
	Payroll, annual (\$1,000).....	207 262	15 329	(D)	21 254	54 874	37 027	46 237	(D)	—	—
<b>61</b>	<b>EDUCATIONAL SERVICES</b>										
	Number of employees .....	51 210	978	1 257	2 603	6 031	6 079	6 217	5 317	3 117	19 611
	Payroll, annual (\$1,000).....	1 031 159	32 503	25 885	48 201	122 122	126 406	166 441	123 402	72 571	313 628
611	Educational services										
	Number of employees .....	51 210	978	1 257	2 603	6 031	6 079	6 217	5 317	3 117	19 611
	Payroll, annual (\$1,000).....	1 031 159	32 503	25 885	48 201	122 122	126 406	166 441	123 402	72 571	313 628
<b>62</b>	<b>HEALTH CARE AND SOCIAL ASSISTANCE</b>										
	Number of employees .....	331 939	8 502	18 785	26 460	36 303	36 779	65 343	33 522	23 678	82 567
	Payroll, annual (\$1,000).....	10 371 363	320 386	562 245	808 328	1 096 579	1 010 355	1 557 746	926 880	747 869	3 340 975
621	Ambulatory health care services										
	Number of employees .....	107 582	5 409	11 059	12 560	15 651	13 511	17 127	6 908	5 074	20 283
	Payroll, annual (\$1,000).....	4 695 793	247 399	417 781	572 453	741 422	577 251	607 690	287 045	208 960	1 035 792
622	Hospitals										
	Number of employees .....	97 193	(D)	34	(D)	169	(D)	(D)	(D)	14 106	(D)
	Payroll, annual (\$1,000).....	3 374 980	(D)	973	(D)	3 051	(D)	(D)	(D)	480 545	(D)
623	Nursing & residential care facilities										
	Number of employees .....	75 896	(D)	4 481	(D)	7 510	12 906	30 478	9 712	1 715	(D)
	Payroll, annual (\$1,000).....	1 477 770	(D)	79 664	(D)	130 308	247 157	620 733	204 585	30 852	(D)
624	Social assistance										
	Number of employees .....	51 268	(D)	3 211	(D)	12 973	(D)	(D)	(D)	2 783	—
	Payroll, annual (\$1,000).....	822 820	(D)	63 827	(D)	221 798	(D)	(D)	(D)	27 512	—

See footnotes at end of table.

**Table 3. The State—Employees and Annual Payroll by Employment-Size Class: 2001—Con.**

[Excludes most government employees, railroad employees, and self-employed persons. Size class 1 to 4 includes establishments with payroll, but no employees, during mid-March pay period. (D) denotes figures withheld to avoid disclosing data for individual companies; the data are included in broader industry totals. For explanation of terms, abbreviations, and data reliability/comparability, see introductory text]

NAICS code	Major group	Total	Employment-size class									
			1 to 4	5 to 9	10 to 19	20 to 49	50 to 99	100 to 249	250 to 499	500 to 999	1,000 or more	
<b>71</b>	<b>ARTS, ENTERTAINMENT &amp; RECREATION</b>											
	Number of employees .....	40 764	1 885	2 364	3 506	6 342	4 607	9 448	5 210	(D)	(D)	
	Payroll, annual (\$1,000) .....	968 815	64 393	42 625	60 881	96 697	79 446	259 523	182 409	(D)	(D)	
711	Performing arts, spectator sports & related industries											
	Number of employees .....	7 144	667	(D)	(D)	982	(D)	1 439	2 287	—	—	
	Payroll, annual (\$1,000) .....	367 779	23 732	(D)	(D)	23 769	(D)	146 124	132 066	—	—	
712	Museums, historical sites & like institutions											
	Number of employees .....	2 288	174	(D)	166	217	(D)	(D)	(D)	(D)	—	
	Payroll, annual (\$1,000) .....	59 544	3 251	(D)	3 416	6 036	(D)	(D)	(D)	(D)	—	
713	Amusement, gambling & recreation industries											
	Number of employees .....	31 332	1 044	(D)	(D)	5 143	(D)	(D)	(D)	(D)	(D)	
	Payroll, annual (\$1,000) .....	541 492	37 410	(D)	(D)	66 892	(D)	(D)	(D)	(D)	(D)	
<b>72</b>	<b>ACCOMMODATION &amp; FOOD SERVICES</b>											
	Number of employees .....	194 845	4 853	10 289	28 328	65 257	50 621	22 495	5 103	(D)	(D)	
	Payroll, annual (\$1,000) .....	2 270 143	120 707	101 949	274 021	632 210	587 018	309 750	89 057	(D)	(D)	
721	Accommodation											
	Number of employees .....	31 695	853	943	3 333	5 615	3 853	7 712	(D)	(D)	(D)	
	Payroll, annual (\$1,000) .....	524 302	25 849	11 225	43 356	58 772	56 593	132 519	(D)	(D)	(D)	
722	Food services & drinking places											
	Number of employees .....	163 150	4 000	9 346	24 995	59 642	46 768	14 783	(D)	(D)	—	
	Payroll, annual (\$1,000) .....	1 745 841	94 858	90 724	230 665	573 438	530 425	177 231	(D)	(D)	—	
<b>81</b>	<b>OTHER SERVICES (EXCEPT PUBLIC ADMINISTRATION)</b>											
	Number of employees .....	122 247	15 735	22 105	25 033	26 842	13 146	9 848	(D)	4 308	(D)	
	Payroll, annual (\$1,000) .....	2 367 570	312 779	391 399	455 601	508 268	277 938	212 195	(D)	101 276	(D)	
811	Repair & maintenance											
	Number of employees .....	28 143	5 263	6 260	5 853	4 864	1 570	1 444	(D)	(D)	—	
	Payroll, annual (\$1,000) .....	815 722	138 639	168 736	165 632	162 589	61 260	45 208	(D)	(D)	—	
812	Personal & laundry services											
	Number of employees .....	28 799	3 270	5 090	6 249	6 135	3 205	2 619	(D)	(D)	(D)	
	Payroll, annual (\$1,000) .....	503 938	61 292	74 560	100 341	103 516	62 152	66 413	(D)	(D)	(D)	
813	Religious, grantmaking, civic, prof & like organizations											
	Number of employees .....	65 305	7 202	10 755	12 931	15 843	8 371	5 785	(D)	(D)	—	
	Payroll, annual (\$1,000) .....	1 047 910	112 848	148 103	189 628	242 163	154 526	100 574	(D)	(D)	—	
<b>95</b>	<b>AUXILIARIES (EXC CORPORATE, SUBSIDIARY &amp; REGIONAL MGT)</b>											
	Number of employees .....	15 237	238	457	697	1 192	2 131	2 580	3 378	4 564	—	
	Payroll, annual (\$1,000) .....	977 316	20 223	19 745	42 295	49 924	118 921	163 400	302 563	260 245	—	
<b>99</b>	<b>UNCLASSIFIED ESTABLISHMENTS</b>											
	Number of employees .....	1 303	709	(D)	(D)	(D)	—	—	—	—	—	
	Payroll, annual (\$1,000) .....	24 882	18 620	(D)	(D)	(D)	—	—	—	—	—	

Note: Employment-size classes are indicated as follows: A—0 to 19; B—20 to 99; C—100 to 249; E—250 to 499; F—500 to 999; G—1,000 to 2,499; H—2,500 to 4,999; I—5,000 to 9,999; J—10,000 to 24,999; K—25,000 to 49,999; L—50,000 to 99,999; M—100,000 or more.

**Table 4. The State—Establishments With 1,000 Employees or More by Major Group and Employment-Size Class: 2001**

[Excludes most government employees, railroad employees, and self-employed persons. For explanation of terms, abbreviations, and data reliability/comparability, see introductory text]

NAICS code	Major group	Total number of establishments	Number of establishments by employment-size class			
			1,000 to 1,499	1,500 to 2,499	2,500 to 4,999	5,000 or more
	<b>Total</b> .....	<b>146</b>	<b>61</b>	<b>50</b>	<b>23</b>	<b>12</b>
<b>21</b>	<b>Mining</b> .....	<b>2</b>	<b>1</b>	<b>1</b>	—	—
212	Mining (except oil & gas) .....	2	1	1	—	—
<b>22</b>	<b>Utilities</b> .....	<b>2</b>	<b>2</b>	—	—	—
221	Utilities .....	2	2	—	—	—
<b>23</b>	<b>Construction</b> .....	<b>2</b>	<b>1</b>	<b>1</b>	—	—
233	Building, developing & general contracting .....	1	—	1	—	—
234	Heavy construction .....	1	1	—	—	—
<b>31-33</b>	<b>Manufacturing</b> .....	<b>30</b>	<b>12</b>	<b>14</b>	<b>3</b>	<b>1</b>
311	Food mfg .....	3	1	2	—	—
316	Leather & allied product mfg .....	1	1	—	—	—
321	Wood product mfg .....	2	—	—	2	—
322	Paper mfg .....	2	1	1	—	—
323	Printing & related support activities .....	2	1	1	—	—
327	Nonmetallic mineral product mfg .....	2	1	1	—	—
332	Fabricated metal product mfg .....	3	2	1	—	—
334	Computer & electronic product mfg .....	9	3	4	1	1
335	Electrical equip, appliance & component mfg .....	3	1	2	—	—
336	Transportation equipment mfg .....	2	1	1	—	—
339	Miscellaneous mfg .....	1	—	1	—	—
<b>42</b>	<b>Wholesale trade</b> .....	<b>6</b>	<b>4</b>	<b>2</b>	—	—
421	Wholesale trade, durable goods .....	4	2	2	—	—
422	Wholesale trade, nondurable goods .....	2	2	—	—	—
<b>44-45</b>	<b>Retail trade</b> .....	<b>2</b>	<b>1</b>	—	<b>1</b>	—
443	Electronics & appliance stores .....	1	—	—	1	—
454	Nonstore retailers .....	1	1	—	—	—
<b>48-49</b>	<b>Transportation &amp; warehousing</b> .....	<b>5</b>	<b>1</b>	<b>1</b>	—	<b>3</b>
481	Air transportation .....	4	1	1	—	2
492	Couriers & messengers .....	1	—	—	—	1
<b>51</b>	<b>Information</b> .....	<b>5</b>	<b>2</b>	<b>1</b>	<b>1</b>	<b>1</b>
511	Publishing industries .....	2	—	—	1	1
513	Broadcasting & telecommunications .....	1	1	—	—	—
514	Information & data processing services .....	2	1	1	—	—
<b>52</b>	<b>Finance &amp; insurance</b> .....	<b>14</b>	<b>7</b>	<b>3</b>	<b>3</b>	<b>1</b>
521	Monetary authorities - central bank .....	1	1	—	—	—
523	Security, commodity contracts & like activity .....	2	1	—	—	1
524	Insurance carriers & related activities .....	11	5	3	3	—
<b>53</b>	<b>Real estate &amp; rental &amp; leasing</b> .....	<b>1</b>	<b>1</b>	—	—	—
532	Rental & leasing services .....	1	1	—	—	—
<b>54</b>	<b>Professional, scientific &amp; technical services</b> .....	<b>3</b>	<b>3</b>	—	—	—
541	Professional, scientific & technical services .....	3	3	—	—	—
<b>55</b>	<b>Management of companies &amp; enterprises</b> .....	<b>17</b>	<b>6</b>	<b>8</b>	<b>1</b>	<b>2</b>
551	Management of companies & enterprises .....	17	6	8	1	2
<b>56</b>	<b>Admin, support, waste mgt, remediation services</b> .....	<b>12</b>	<b>5</b>	<b>3</b>	<b>2</b>	<b>2</b>
561	Administrative & support services .....	12	5	3	2	2
<b>61</b>	<b>Educational services</b> .....	<b>11</b>	<b>4</b>	<b>6</b>	<b>1</b>	—
611	Educational services .....	11	4	6	1	—
<b>62</b>	<b>Health care and social assistance</b> .....	<b>29</b>	<b>9</b>	<b>8</b>	<b>10</b>	<b>2</b>
621	Ambulatory health care services .....	4	3	—	—	1
622	Hospitals .....	24	5	8	10	1
623	Nursing & residential care facilities .....	1	1	—	—	—
<b>71</b>	<b>Arts, entertainment &amp; recreation</b> .....	<b>2</b>	—	<b>1</b>	<b>1</b>	—
713	Amusement, gambling & recreation industries .....	2	—	1	1	—
<b>72</b>	<b>Accommodation &amp; food services</b> .....	<b>2</b>	<b>1</b>	<b>1</b>	—	—
721	Accommodation .....	2	1	1	—	—
<b>81</b>	<b>Other services (except public administration)</b> .....	<b>1</b>	<b>1</b>	—	—	—
812	Personal & laundry services .....	1	1	—	—	—

**Table 5. The State—Employees, Payroll, and Establishments by County: 2001 and 2000**

[Excludes most government employees, railroad employees, and self-employed persons. (D) denotes figures withheld to avoid disclosing data for individual companies; the data are included in broader industry totals. For explanation of terms, abbreviations, and data reliability/comparability, see introductory text]

County	2001				2000			
	Number of establishments	Number of employees for week including March 12	Payroll (\$1,000)		Number of establishments	Number of employees for week including March 12	Payroll (\$1,000)	
			First quarter	Annual			First quarter	Annual
<b>Total</b> .....	<b>140 968</b>	<b>2 418 159</b>	<b>20 950 299</b>	<b>84 861 128</b>	<b>139 080</b>	<b>2 395 361</b>	<b>19 812 666</b>	<b>82 483 852</b>
Aitkin .....	426	3 247	15 533	70 853	409	3 192	14 058	62 556
Anoka .....	6 786	105 114	877 481	3 737 052	6 621	101 240	816 604	3 471 759
Becker .....	1 057	16 472	95 025	425 179	1 052	16 435	87 789	390 581
Beltrami .....	1 035	13 189	71 532	304 060	1 024	12 700	66 108	279 864
Benton .....	766	10 440	62 392	287 889	751	11 397	68 174	297 252
Big Stone .....	186	1 492	5 796	25 566	201	1 535	5 504	24 569
Blue Earth .....	1 700	28 252	160 610	691 050	1 682	27 547	157 330	653 338
Brown .....	671	12 529	75 031	300 012	701	12 511	72 436	295 481
Carlton .....	681	8 989	66 304	278 955	683	9 061	66 883	286 188
Carver .....	1 817	29 199	239 796	1 000 641	1 750	27 547	209 332	905 772
Cass .....	811	4 541	19 188	91 895	773	5 301	21 400	99 694
Chippewa .....	395	4 057	20 622	89 842	408	4 083	24 325	91 081
Chisago .....	1 152	11 058	61 086	285 945	1 099	10 669	56 811	266 779
Clay .....	1 139	14 826	69 626	299 031	1 147	14 710	66 153	281 660
Clearwater .....	178	1 822	8 885	40 086	197	1 837	8 192	37 680
Cook .....	263	2 125	9 590	43 296	259	2 124	9 007	40 562
Cottonwood .....	376	4 043	18 943	76 156	385	4 037	18 161	71 937
Crow Wing .....	1 974	22 346	128 414	582 262	1 920	21 618	118 269	535 024
Dakota .....	9 021	159 175	1 403 876	5 666 284	8 603	154 117	1 312 687	5 351 004
Dodge .....	447	4 260	27 418	120 509	413	4 044	24 359	102 896
Douglas .....	1 297	14 425	80 071	350 132	1 289	14 063	76 179	339 952
Faribault .....	443	4 747	24 474	104 126	463	4 878	23 219	104 096
Fillmore .....	635	5 574	25 579	114 033	649	5 879	26 408	113 734
Freeborn .....	1 041	13 123	73 462	300 263	1 013	13 299	70 566	302 147
Goodhue .....	1 285	19 561	127 868	513 740	1 277	19 604	124 760	515 720
Grant .....	208	1 437	6 583	29 845	200	1 410	6 507	29 181
Hennepin .....	39 022	859 442	9 441 925	36 914 903	39 137	865 368	8 908 262	35 811 676
Houston .....	388	3 536	17 386	77 395	390	4 030	17 840	78 336
Hubbard .....	534	6 107	29 070	133 408	548	5 041	23 937	111 627
Isanti .....	769	7 727	44 372	190 525	750	7 325	41 357	176 930
Itasca .....	1 228	13 954	88 343	362 011	1 224	13 905	85 428	359 749
Jackson .....	346	4 275	22 356	111 359	345	4 073	20 108	82 650
Kanabec .....	290	3 351	17 210	72 835	289	3 544	17 923	76 154
Kandiyohi .....	1 344	20 585	115 330	490 203	1 299	20 434	112 166	471 468
Kittson .....	154	1 091	5 030	21 523	160	(G)	(D)	(D)
Koochiching .....	466	4 753	30 584	121 018	455	4 880	30 042	122 163
Lac qui Parle .....	290	2 424	11 797	56 382	278	2 339	10 805	51 707
Lake .....	287	3 176	18 386	79 067	283	3 043	17 778	77 603
Lake of the Woods .....	149	1 213	6 682	25 020	157	1 302	6 451	24 734
Le Sueur .....	771	9 593	58 659	256 234	742	9 136	56 546	247 583
Lincoln .....	179	1 310	5 299	23 756	173	(G)	(D)	(D)
Lyon .....	780	13 292	88 608	335 575	766	13 242	86 940	330 603
McLeod .....	881	15 642	111 006	478 788	898	16 593	113 947	472 617
Mahnomen .....	138	980	4 545	20 734	134	(F)	(D)	(D)
Marshall .....	359	2 338	11 789	52 751	356	2 344	10 609	49 559
Martin .....	707	9 031	54 006	227 694	682	8 478	46 564	205 051
Meeker .....	599	6 216	34 635	148 433	604	5 872	30 990	135 618
Mille Lacs .....	627	9 289	48 116	208 189	626	9 469	45 567	199 683
Morrison .....	843	8 881	43 860	193 675	837	9 026	43 276	188 878
Mower .....	920	13 409	86 338	375 957	912	13 320	84 573	366 106
Murray .....	295	2 265	9 698	45 048	292	2 235	9 965	42 786
Nicollet .....	712	13 596	82 941	340 227	670	13 526	79 338	344 790
Nobles .....	632	8 361	43 317	180 741	639	8 437	43 025	179 783
Norman .....	211	1 397	7 174	30 462	211	1 382	6 531	28 215
Olmsted .....	3 032	78 480	678 776	2 784 670	2 992	75 298	618 532	2 636 251
Otter Tail .....	1 600	17 673	93 381	395 368	1 569	17 996	88 096	382 185
Pennington .....	325	6 052	33 616	159 793	329	5 860	29 941	141 723
Pine .....	669	5 106	23 547	107 504	643	4 904	21 455	98 599
Pipestone .....	299	3 830	16 125	69 984	299	3 913	16 244	67 698
Polk .....	817	8 753	41 606	182 583	831	8 742	40 703	179 516
Pope .....	303	3 252	21 725	94 715	307	3 210	16 783	79 636
Ramsey .....	13 836	305 934	2 925 483	11 902 436	13 701	305 144	2 829 834	11 428 182
Red Lake .....	122	1 366	7 085	31 447	107	1 272	6 829	29 333
Redwood .....	648	5 615	27 909	119 677	630	5 943	30 267	133 324
Renville .....	646	6 153	33 087	143 419	643	6 119	31 762	138 889
Rice .....	1 475	23 754	143 664	598 271	1 416	21 356	130 021	555 538
Rock .....	243	2 994	15 191	62 001	255	3 036	14 368	61 120
Roseau .....	389	7 583	51 433	193 840	397	7 690	49 512	190 370
St. Louis .....	5 586	81 132	531 322	2 190 526	5 539	79 176	506 309	2 107 124
Scott .....	2 363	31 225	230 990	1 023 420	2 212	31 055	226 824	1 029 120
Sherburne .....	1 386	15 700	101 751	429 157	1 312	14 373	90 832	397 778
Sibley .....	347	3 138	14 976	64 586	364	3 114	15 219	62 999
Stearns .....	4 029	72 629	458 332	1 954 877	3 941	71 927	438 834	1 862 580
Steele .....	967	19 021	152 012	602 892	962	20 509	157 996	649 329
Stevens .....	346	3 740	18 638	85 401	340	3 712	17 943	79 823
Swift .....	320	3 507	16 741	66 970	320	3 554	16 853	71 599
Todd .....	541	4 622	25 459	106 071	535	4 796	26 135	112 131
Traverse .....	131	890	3 428	15 132	131	(F)	(D)	(D)
Wabasha .....	683	6 982	36 498	160 781	644	7 311	38 065	167 430
Wadena .....	333	4 844	23 153	97 092	313	4 742	22 226	93 507
Waseca .....	464	6 739	40 289	166 750	465	7 008	40 482	163 892
Washington .....	4 660	62 693	498 558	2 099 997	4 502	58 009	432 746	1 863 620
Watsonwan .....	321	3 487	18 352	75 715	326	3 663	18 363	77 219
Wilkin .....	180	1 632	8 169	33 905	184	1 511	6 971	30 355
Winona .....	1 307	22 974	139 640	558 619	1 307	22 739	131 667	553 008
Wright .....	2 501	26 774	164 384	718 068	2 366	25 667	155 149	680 566
Yellow Medicine .....	349	4 120	23 472	92 501	348	4 146	22 824	91 612
<b>Statewide</b> .....	<b>39</b>	<b>2 488</b>	<b>17 860</b>	<b>70 345</b>	<b>24</b>	<b>(F)</b>	<b>(D)</b>	<b>(D)</b>

Note: Employment-size classes are indicated as follows: A—0 to 19; B—20 to 99; C—100 to 249; E—250 to 499; F—500 to 999; G—1,000 to 2,499; H—2,500 to 4,999; I—5,000 to 9,999; J—10,000 to 24,999; K—25,000 to 49,999; L—50,000 to 99,999; M—100,000 or more.

**Table 6. Counties—Employees, Payroll, and Establishments by Industry: 2001**

[Excludes most government employees, railroad employees, and self-employed persons. Size class 1 to 4 includes establishments with payroll, but no employees, during mid-March pay period. (D) denotes figures withheld to avoid disclosing data for individual companies; the data are included in broader industry totals. Detailed industries with 100 or more employees are shown if industry was not a (D). For explanation of terms, abbreviations, and data reliability/comparability, see introductory text]

NAICS code	Industry	Number of employees for week including March 12	Payroll (\$1,000)		Total number of establishments	Number of establishments by employment-size class								
			First quarter	Annual		1 to 4	5 to 9	10 to 19	20 to 49	50 to 99	100 to 249	250 to 499	500 to 999	1,000 or more
	<b>AITKIN</b>													
	<b>Total</b> .....	<b>3 247</b>	<b>15 533</b>	<b>70 853</b>	<b>426</b>	<b>265</b>	<b>75</b>	<b>56</b>	<b>20</b>	<b>8</b>	<b>1</b>	<b>1</b>	-	-
11	<b>Forestry, fishing, hunting, and agriculture support</b> .....	(B)	(D)	(D)	7	4	2	1	-	-	-	-	-	-
22	<b>Utilities</b> .....	(A)	(D)	(D)	1	1	-	-	-	-	-	-	-	-
23	<b>Construction</b> .....	226	1 359	9 001	89	75	7	5	2	-	-	-	-	-
235	Special trade contractors .....	180	1 102	7 294	61	50	5	4	2	-	-	-	-	-
31-33	<b>Manufacturing</b> .....	597	3 665	14 786	31	11	7	6	3	4	-	-	-	-
321	Wood product mfg .....	181	728	3 202	11	6	2	1	1	1	-	-	-	-
3219	Other wood product mfg .....	(C)	(D)	(D)	3	1	-	-	1	1	-	-	-	-
32192	Wood container & pallet mfg .....	(C)	(D)	(D)	2	-	-	-	1	1	-	-	-	-
332	Fabricated metal product mfg .....	165	1 376	5 863	4	1	-	1	-	2	-	-	-	-
3327	Mach shops, turn prod, screw, nut, bolt mfg .....	(C)	(D)	(D)	3	1	-	1	-	1	-	-	-	-
33271	Machine shops .....	(C)	(D)	(D)	3	1	-	1	-	1	-	-	-	-
336	Transportation equipment mfg .....	(C)	(D)	(D)	3	1	-	-	1	1	-	-	-	-
42	<b>Wholesale trade</b> .....	205	1 226	5 715	11	4	3	-	2	2	-	-	-	-
421	Wholesale trade, durable goods .....	104	731	3 768	7	3	2	-	1	1	-	-	-	-
422	Wholesale trade, nondurable goods .....	101	495	1 947	4	1	1	-	1	1	-	-	-	-
44-45	<b>Retail trade</b> .....	572	1 974	9 091	65	29	18	13	4	1	-	-	-	-
445	Food & beverage stores .....	179	570	2 710	10	3	2	3	1	1	-	-	-	-
4451	Grocery stores .....	152	420	2 084	6	1	1	2	1	1	-	-	-	-
44511	Grocery (except convenience) stores .....	152	420	2 084	6	1	1	2	1	1	-	-	-	-
445110	Grocery (except convenience) stores .....	152	420	2 084	6	1	1	2	1	1	-	-	-	-
447	Gasoline stations .....	108	209	1 010	11	2	5	3	1	-	-	-	-	-
4471	Gasoline stations .....	108	209	1 010	11	2	5	3	1	-	-	-	-	-
44711	Gasoline stations with convenience stores .....	(C)	(D)	(D)	9	-	5	3	1	-	-	-	-	-
48-49	<b>Transportation &amp; warehousing</b> .....	(B)	(D)	(D)	8	5	2	1	-	-	-	-	-	-
51	<b>Information</b> .....	70	570	2 272	7	4	-	2	1	-	-	-	-	-
52	<b>Finance &amp; insurance</b> .....	89	535	2 421	16	11	2	2	1	-	-	-	-	-
53	<b>Real estate &amp; rental &amp; leasing</b> .....	13	29	304	13	13	-	-	-	-	-	-	-	-
54	<b>Professional, scientific &amp; technical services</b> .....	54	217	1 435	21	19	1	1	-	-	-	-	-	-
55	<b>Management of companies &amp; enterprises</b> .....	(A)	(D)	(D)	1	-	1	-	-	-	-	-	-	-
56	<b>Admin, support, waste mgt, remediation services</b> .....	81	363	1 522	15	12	1	1	1	-	-	-	-	-
61	<b>Educational services</b> .....	(A)	(D)	(D)	2	1	-	1	-	-	-	-	-	-
62	<b>Health care and social assistance</b> .....	570	3 519	13 910	16	4	4	4	1	1	1	1	-	-
622	Hospitals .....	(E)	(D)	(D)	1	-	-	-	-	-	-	1	-	-
6221	General medical & surgical hospitals .....	(E)	(D)	(D)	1	-	-	-	-	-	-	1	-	-
62211	General medical & surgical hospitals .....	(E)	(D)	(D)	1	-	-	-	-	-	-	1	-	-
623	Nursing & residential care facilities .....	145	884	3 403	3	-	-	2	-	-	1	-	-	-
6231	Nursing care facilities .....	(C)	(D)	(D)	1	-	-	-	-	-	1	-	-	-
62311	Nursing care facilities .....	(C)	(D)	(D)	1	-	-	-	-	-	1	-	-	-
71	<b>Arts, entertainment &amp; recreation</b> .....	66	196	800	14	9	2	3	-	-	-	-	-	-
72	<b>Accommodation &amp; food services</b> .....	459	1 080	5 422	59	29	12	13	5	-	-	-	-	-
721	Accommodation .....	117	330	1 785	18	11	1	6	-	-	-	-	-	-
722	Food services & drinking places .....	342	750	3 637	41	18	11	7	5	-	-	-	-	-
7221	Full-service restaurants .....	203	495	2 478	17	4	6	3	4	-	-	-	-	-
72211	Full-service restaurants .....	203	495	2 478	17	4	6	3	4	-	-	-	-	-
722110	Full-service restaurants .....	203	495	2 478	17	4	6	3	4	-	-	-	-	-
81	<b>Other services (except public administration)</b> .....	171	420	2 081	48	32	13	3	-	-	-	-	-	-
813	Religious, grantmaking, civic, prof & like organizations .....	134	244	1 179	33	21	9	3	-	-	-	-	-	-
99	<b>Unclassified establishments</b> .....	(A)	(D)	(D)	2	2	-	-	-	-	-	-	-	-

See footnotes at end of table.



**Table 6. Counties—Employees, Payroll, and Establishments by Industry: 2001—Con.**

[Excludes most government employees, railroad employees, and self-employed persons. Size class 1 to 4 includes establishments with payroll, but no employees, during mid-March pay period. (D) denotes figures withheld to avoid disclosing data for individual companies; the data are included in broader industry totals. Detailed industries with 100 or more employees are shown if industry was not a (D). For explanation of terms, abbreviations, and data reliability/comparability, see introductory text]

NAICS code	Industry	Number of employees for week including March 12	Payroll (\$1,000)		Total number of establishments	Number of establishments by employment-size class								
			First quarter	Annual		1 to 4	5 to 9	10 to 19	20 to 49	50 to 99	100 to 249	250 to 499	500 to 999	1,000 or more
<b>ANOKA</b>														
	<b>Total</b> .....	<b>105 114</b>	<b>877 481</b>	<b>3 737 052</b>	<b>6 786</b>	<b>3 727</b>	<b>1 135</b>	<b>896</b>	<b>662</b>	<b>203</b>	<b>122</b>	<b>25</b>	<b>8</b>	<b>8</b>
<b>11</b>	<b>Forestry, fishing, hunting, and agriculture support</b> .....	<b>(B)</b>	<b>(D)</b>	<b>(D)</b>	<b>6</b>	<b>5</b>	—	<b>1</b>	—	—	—	—	—	—
<b>22</b>	<b>Utilities</b> .....	<b>(E)</b>	<b>(D)</b>	<b>(D)</b>	<b>3</b>	—	—	—	<b>1</b>	<b>1</b>	—	<b>1</b>	—	—
221	Utilities .....	(E)	(D)	(D)	3	—	—	—	1	1	—	1	—	—
2211	Elec pwr generation, transmsn & distribution ...	(E)	(D)	(D)	1	—	—	—	—	—	—	1	—	—
22112	Electric pwr transmsn, control & distribution ..	(E)	(D)	(D)	1	—	—	—	—	—	—	1	—	—
2212	Natural gas distribution .....	(C)	(D)	(D)	2	—	—	—	1	1	—	—	—	—
22121	Natural gas distribution .....	(C)	(D)	(D)	2	—	—	—	1	1	—	—	—	—
<b>23</b>	<b>Construction</b> .....	<b>8 057</b>	<b>76 923</b>	<b>392 413</b>	<b>1 223</b>	<b>836</b>	<b>190</b>	<b>112</b>	<b>64</b>	<b>14</b>	<b>6</b>	<b>1</b>	—	—
233	Building, developing & general contracting .....	2 037	18 876	94 039	340	255	35	25	19	4	2	—	—	—
2332	Residential building construction .....	1 352	12 384	64 586	274	215	27	17	11	3	1	—	—	—
23321	Single-family housing construction .....	1 334	12 251	63 890	265	207	26	17	11	3	1	—	—	—
233210	Single-family housing construction .....	1 334	12 251	63 890	265	207	26	17	11	3	1	—	—	—
2333	Nonresidential building construction .....	637	5 813	25 520	51	29	4	8	8	1	1	—	—	—
23332	Commercial & institutional bldg construction ..	606	5 521	23 963	45	24	4	8	7	1	1	—	—	—
233320	Commercial & institutional bldg construction ..	606	5 521	23 963	45	24	4	8	7	1	1	—	—	—
234	Heavy construction .....	343	5 176	40 566	39	23	6	5	3	2	—	—	—	—
2341	Highway, street, bridge & tunnel construction ...	126	1 324	13 767	11	6	3	—	1	1	—	—	—	—
23411	Highway & street construction .....	126	1 324	13 767	11	6	3	—	1	1	—	—	—	—
234110	Highway & street construction .....	126	1 324	13 767	11	6	3	—	1	1	—	—	—	—
2349	Other heavy construction .....	217	3 852	26 799	28	17	3	5	2	1	—	—	—	—
23491	Water, sewer & pipeline construction .....	123	2 835	18 831	14	8	1	4	—	1	—	—	—	—
234910	Water, sewer & pipeline construction .....	123	2 835	18 831	14	8	1	4	—	1	—	—	—	—
235	Special trade contractors .....	5 677	52 871	257 808	844	558	149	82	42	8	4	1	—	—
2351	Plumbing, heating & AC contractor .....	990	8 778	41 998	127	72	25	16	12	2	—	—	—	—
23511	Plumbing, heating & AC contractor .....	990	8 778	41 998	127	72	25	16	12	2	—	—	—	—
235110	Plumbing, heating & AC contractor .....	990	8 778	41 998	127	72	25	16	12	2	—	—	—	—
2352	Painting & wall covering contractors .....	267	1 783	9 212	65	47	10	7	1	—	—	—	—	—
23521	Painting & wall covering contractors .....	267	1 783	9 212	65	47	10	7	1	—	—	—	—	—
235210	Painting & wall covering contractors .....	267	1 783	9 212	65	47	10	7	1	—	—	—	—	—
2353	Electrical contractors .....	1 005	13 414	56 383	88	48	19	16	3	1	—	1	—	—
23531	Electrical contractors .....	1 005	13 414	56 383	88	48	19	16	3	1	—	1	—	—
235310	Electrical contractors .....	1 005	13 414	56 383	88	48	19	16	3	1	—	1	—	—
2354	Masonry, drywall, insulation, tile contractors ...	958	10 016	45 682	121	80	20	9	9	2	1	—	—	—
23541	Masonry & stone contractors .....	473	4 342	22 640	57	39	9	3	4	2	—	—	—	—
235410	Masonry & stone contractors .....	473	4 342	22 640	57	39	9	3	4	2	—	—	—	—
23542	Drywall, acoustical & insulation contractors ...	444	5 367	21 581	55	37	7	5	5	—	1	—	—	—
235420	Drywall, acoustical & insulation contractors ...	444	5 367	21 581	55	37	7	5	5	—	1	—	—	—
2355	Carpentry & floor contractors .....	875	6 084	28 386	148	101	28	9	8	1	1	—	—	—
23551	Carpentry contractors .....	679	5 031	23 452	107	73	21	6	5	1	1	—	—	—
235510	Carpentry contractors .....	679	5 031	23 452	107	73	21	6	5	1	1	—	—	—
23552	Floor laying & other floor contractors .....	196	1 053	4 934	41	28	7	3	3	—	—	—	—	—
235520	Floor laying & other floor contractors .....	196	1 053	4 934	41	28	7	3	3	—	—	—	—	—
2356	Roofing, siding, & sheet metal contractors .....	501	3 373	16 801	83	56	14	7	5	1	—	—	—	—
23561	Roofing, siding, & sheet metal contractors ...	501	3 373	16 801	83	56	14	7	5	1	—	—	—	—
235610	Roofing, siding, & sheet metal contractors ...	501	3 373	16 801	83	56	14	7	5	1	—	—	—	—
2357	Concrete contractors .....	378	3 716	22 149	66	44	14	4	3	—	1	—	—	—
23571	Concrete contractors .....	378	3 716	22 149	66	44	14	4	3	—	1	—	—	—
235710	Concrete contractors .....	378	3 716	22 149	66	44	14	4	3	—	1	—	—	—
2359	Other special trade contractors .....	684	5 593	36 524	143	109	17	14	1	1	1	—	—	—
23593	Excavation contractors .....	179	1 544	13 041	42	32	6	3	—	1	—	—	—	—
235930	Excavation contractors .....	179	1 544	13 041	42	32	6	3	—	1	—	—	—	—
23599	All other special trade contractors .....	438	3 536	18 716	76	56	8	10	1	—	1	—	—	—
235990	All other special trade contractors .....	438	3 536	18 716	76	56	8	10	1	—	1	—	—	—
<b>31-33</b>	<b>Manufacturing</b> .....	<b>24 781</b>	<b>278 718</b>	<b>1 058 631</b>	<b>640</b>	<b>230</b>	<b>112</b>	<b>113</b>	<b>93</b>	<b>43</b>	<b>32</b>	<b>9</b>	<b>5</b>	<b>3</b>
311	Food mfg .....	509	3 717	14 185	16	7	3	2	2	1	—	1	—	—
3118	Bakeries & tortilla mfg .....	(E)	(D)	(D)	8	4	2	—	1	—	—	1	—	—
31181	Bread & bakery product mfg .....	(E)	(D)	(D)	6	2	2	—	1	—	—	1	—	—
321	Wood product mfg .....	294	2 042	8 169	16	8	3	3	1	—	1	—	—	—
3219	Other wood product mfg .....	(E)	(D)	(D)	15	7	3	3	1	—	1	—	—	—
32199	All other wood product mfg .....	218	1 601	6 246	4	—	1	2	—	—	1	—	—	—
322	Paper mfg .....	741	6 316	23 277	12	—	2	2	4	1	3	—	—	—
3222	Converted paper product mfg .....	741	6 316	23 277	12	—	2	2	4	1	3	—	—	—
32221	Paperboard container mfg .....	703	6 004	22 160	9	—	1	1	3	1	3	—	—	—
322211	Corrugated & solid fiber box mfg .....	462	3 488	13 644	5	—	—	—	3	—	2	—	—	—
323	Printing & related support activities .....	1 119	11 245	40 909	44	23	5	7	5	—	3	1	—	—
3231	Printing & related support activities .....	1 119	11 245	40 909	44	23	5	7	5	—	3	1	—	—
32311	Printing .....	1 026	10 471	38 390	40	22	5	6	3	—	3	1	—	—
323110	Commercial lithographic printing .....	636	7 332	26 380	16	7	1	3	3	—	1	1	—	—
323113	Commercial screen printing .....	313	2 646	9 507	7	3	1	1	—	—	2	—	—	—
325	Chemical mfg .....	848	8 317	35 461	12	4	2	1	2	1	—	2	—	—
3256	Soap, cleaners & toilet preparation mfg .....	699	6 269	28 041	4	1	1	—	—	—	—	2	—	—
32562	Toilet preparation mfg .....	(F)	(D)	(D)	2	—	—	—	—	—	—	2	—	—

See footnotes at end of table.

**Table 6. Counties—Employees, Payroll, and Establishments by Industry: 2001—Con.**

[Excludes most government employees, railroad employees, and self-employed persons. Size class 1 to 4 includes establishments with payroll, but no employees, during mid-March pay period. (D) denotes figures withheld to avoid disclosing data for individual companies; the data are included in broader industry totals. Detailed industries with 100 or more employees are shown if industry was not a (D). For explanation of terms, abbreviations, and data reliability/comparability, see introductory text]

NAICS code	Industry	Number of employees for week including March 12	Payroll (\$1,000)		Total number of establishments	Number of establishments by employment-size class									
			First quarter	Annual		1 to 4	5 to 9	10 to 19	20 to 49	50 to 99	100 to 249	250 to 499	500 to 999	1,000 or more	
<b>ANOKA—Con.</b>															
<b>31-33 Manufacturing—Con.</b>															
326	Plastics & rubber products mfg . . . . .	1 365	12 809	50 428	27	5	4	2	6	6	3	1	—	—	
3261	Plastics product mfg . . . . .	(G)	(D)	(D)	24	5	3	2	5	6	3	—	—	—	
32619	Other plastics product mfg . . . . .	929	7 684	32 625	23	5	3	2	5	5	3	—	—	—	
326199	All other plastics product mfg . . . . .	929	7 684	32 625	23	5	3	2	5	5	3	—	—	—	
3262	Rubber product mfg . . . . .	(E)	(D)	(D)	3	—	1	—	1	—	—	1	—	—	
32629	Other rubber product mfg . . . . .	(E)	(D)	(D)	3	—	1	—	1	—	—	1	—	—	
327	Nonmetallic mineral product mfg . . . . .	234	3 411	13 292	7	3	—	1	1	1	1	—	—	—	
3273	Cement & concrete product mfg . . . . .	(C)	(D)	(D)	5	1	—	1	1	1	1	—	—	—	
32739	Other concrete product mfg . . . . .	(C)	(D)	(D)	1	—	—	—	—	—	1	—	—	—	
331	Primary metal mfg . . . . .	367	3 201	12 499	11	2	2	3	—	3	1	—	—	—	
3315	Foundries . . . . .	(E)	(D)	(D)	4	—	—	1	—	2	1	—	—	—	
33151	Ferrous metal foundries . . . . .	(C)	(D)	(D)	3	—	—	1	—	2	—	—	—	—	
33152	Nonferrous metal foundries . . . . .	(C)	(D)	(D)	1	—	—	—	—	—	1	—	—	—	
332	Fabricated metal product mfg . . . . .	8 111	95 612	363 773	228	69	50	42	41	14	7	2	2	1	
3321	Forging & stamping . . . . .	1 472	16 706	58 330	16	1	1	3	3	3	4	—	1	—	
33211	Forging & stamping . . . . .	1 472	16 706	58 330	16	1	1	3	3	3	4	—	1	—	
3323	Architectural & structural metals mfg . . . . .	594	5 730	23 487	29	6	8	6	7	1	1	—	—	—	
33232	Ornamental & architectural metal prod mfg . . . . .	548	5 424	22 017	22	3	6	4	7	1	1	—	—	—	
3327	Mach shops, turn prod, screw, nut, bolt mfg . . . . .	2 516	25 175	98 471	132	49	27	26	21	5	2	2	—	—	
33271	Machine shops . . . . .	1 899	19 050	74 917	114	48	21	20	18	4	2	1	—	—	
332710	Machine shops . . . . .	1 899	19 050	74 917	114	48	21	20	18	4	2	1	—	—	
33272	Turned product & screw, nut & bolt mfg . . . . .	617	6 125	23 554	18	1	6	6	3	1	—	1	—	—	
3328	Coating, engrave, heat treating & oth activity . . . . .	539	4 838	16 420	23	4	6	4	6	3	—	—	—	—	
33281	Coating, engrave, heat treating & oth activity . . . . .	539	4 838	16 420	23	4	6	4	6	3	—	—	—	—	
332813	Electropl, plating, polish, anodize, coloring . . . . .	305	2 984	9 623	11	2	3	2	1	3	—	—	—	—	
3329	Other fabricated metal product mfg . . . . .	2 861	41 685	161 383	17	5	4	3	1	2	—	—	1	1	
33299	All other fabricated metal product mfg . . . . .	2 861	41 685	161 383	17	5	4	3	1	2	—	—	1	1	
332999	All other misc fabricated metal product mfg . . . . .	190	2 012	7 653	10	3	3	2	—	2	—	—	—	—	
333	Machinery mfg . . . . .	2 845	33 799	109 003	90	27	14	23	13	7	4	1	1	—	
3332	Industrial machinery mfg . . . . .	259	2 573	8 411	13	5	2	1	3	2	—	—	—	—	
33329	Other industrial machinery mfg . . . . .	(C)	(D)	(D)	11	5	2	—	2	2	—	—	—	—	
3334	HVAC & commercial refrigeration equipment mfg . . . . .	(F)	(D)	(D)	3	—	1	—	—	—	1	—	1	—	
33341	HVAC & commercial refrigeration equipment mfg . . . . .	(F)	(D)	(D)	3	—	1	—	—	—	1	—	1	—	
3335	Metalworking machinery mfg . . . . .	1 317	14 970	49 397	51	18	5	16	7	2	2	1	—	—	
33351	Metalworking machinery mfg . . . . .	1 317	14 970	49 397	51	18	5	16	7	2	2	1	—	—	
333511	Industrial mold mfg . . . . .	247	3 823	11 264	17	6	2	5	3	1	—	—	—	—	
333514	Special die, tool, die set, jig & fixture mfg . . . . .	979	10 336	35 386	24	7	2	8	3	1	2	1	—	—	
3339	Other general purpose machinery mfg . . . . .	435	4 718	19 717	16	3	3	5	1	3	1	—	—	—	
33399	All other general purpose machinery mfg . . . . .	342	3 633	15 009	12	2	3	3	1	2	1	—	—	—	
333999	All other general purpose machinery mfg . . . . .	164	1 549	6 921	7	1	2	2	1	1	—	—	—	—	
334	Computer & electronic product mfg . . . . .	2 689	30 119	123 647	33	12	3	4	4	4	3	1	2	—	
3341	Computer & peripheral equipment mfg . . . . .	(C)	(D)	(D)	3	1	—	—	1	1	—	—	—	—	
33411	Computer & peripheral equipment mfg . . . . .	(C)	(D)	(D)	3	1	—	—	1	1	—	—	—	—	
3344	Semiconductor & oth electronic component mfg . . . . .	1 063	9 155	37 774	12	5	1	1	1	2	1	—	1	—	
33441	Semiconductor & oth electronic component mfg . . . . .	1 063	9 155	37 774	12	5	1	1	1	2	1	—	1	—	
3345	Nav, measuring, medical, control instruments mfg . . . . .	1 501	20 095	82 611	15	4	2	2	2	1	2	1	1	—	
33451	Nav, measuring, medical, control instruments mfg . . . . .	1 501	20 095	82 611	15	4	2	2	2	1	2	1	1	—	
334513	Industrial process control mfg . . . . .	264	3 347	13 597	5	1	1	1	1	—	1	—	—	—	
335	Electrical equip, appliance & component mfg . . . . .	(H)	(D)	(D)	6	3	—	—	1	—	—	—	—	2	
3353	Electrical equipment mfg . . . . .	(G)	(D)	(D)	3	1	—	—	1	—	—	—	—	1	
33531	Electrical equipment mfg . . . . .	(G)	(D)	(D)	3	1	—	—	1	—	—	—	—	1	
3359	Other electrical equipment & component mfg . . . . .	(G)	(D)	(D)	2	1	—	—	—	—	—	—	—	1	
33593	Wiring device mfg . . . . .	(G)	(D)	(D)	2	1	—	—	—	—	—	—	—	1	
336	Transportation equipment mfg . . . . .	254	1 915	7 646	14	8	2	2	1	—	1	—	—	—	
3363	Motor vehicle parts mfg . . . . .	(C)	(D)	(D)	10	6	1	2	—	—	1	—	—	—	
33631	Motor vehicle gas engine & engine parts mfg . . . . .	(C)	(D)	(D)	6	5	—	—	—	—	1	—	—	—	
337	Furniture & related product mfg . . . . .	572	5 048	22 066	44	21	8	8	5	1	1	—	—	—	
3371	HH & institutional furniture & kitchen cabinet mfg . . . . .	(C)	(D)	(D)	31	18	5	5	3	—	—	—	—	—	
33711	Wood kitchen cabinet & countertop mfg . . . . .	238	1 766	7 973	26	13	5	5	3	—	—	—	—	—	
337110	Wood kitchen cabinet & countertop mfg . . . . .	238	1 766	7 973	26	13	5	5	3	—	—	—	—	—	
3372	Office furniture (including fixtures) mfg . . . . .	325	3 223	13 820	12	2	3	3	2	1	1	—	—	—	
33721	Office furniture (including fixtures) mfg . . . . .	325	3 223	13 820	12	2	3	3	2	1	1	—	—	—	
337215	Showcase, partition, shelving & locker mfg . . . . .	284	2 912	12 343	7	1	1	1	2	1	1	—	—	—	
339	Miscellaneous mfg . . . . .	1 445	17 182	76 062	53	24	5	9	7	4	4	—	—	—	
3391	Medical equipment & supplies mfg . . . . .	1 111	13 738	59 489	29	8	3	5	6	4	3	—	—	—	
33911	Medical equipment & supplies mfg . . . . .	1 111	13 738	59 489	29	8	3	5	6	4	3	—	—	—	
339112	Surgical & medical instrument mfg . . . . .	441	5 736	27 332	12	3	1	3	3	1	1	—	—	—	
339113	Surgical appliance & supplies mfg . . . . .	274	4 667	16 568	4	—	—	—	—	2	1	—	—	—	
339116	Dental laboratories . . . . .	168	1 374	6 203	10	5	2	—	2	1	—	—	—	—	
3399	Other miscellaneous mfg . . . . .	334	3 444	16 573	24	16	2	4	1	—	1	—	—	—	
33992	Sporting & athletic goods mfg . . . . .	(C)	(D)	(D)	3	—	1	—	1	—	1	—	—	—	

See footnotes at end of table.

**Table 6. Counties—Employees, Payroll, and Establishments by Industry: 2001—Con.**

[Excludes most government employees, railroad employees, and self-employed persons. Size class 1 to 4 includes establishments with payroll, but no employees, during mid-March pay period. (D) denotes figures withheld to avoid disclosing data for individual companies; the data are included in broader industry totals. Detailed industries with 100 or more employees are shown if industry was not a (D). For explanation of terms, abbreviations, and data reliability/comparability, see introductory text]

NAICS code	Industry	Number of employees for week including March 12	Payroll (\$1,000)		Total number of establishments	Number of establishments by employment-size class								
			First quarter	Annual		1 to 4	5 to 9	10 to 19	20 to 49	50 to 99	100 to 249	250 to 499	500 to 999	1,000 or more
<b>ANOKA—Con.</b>														
<b>42</b>	<b>Wholesale trade</b>	<b>6 735</b>	<b>112 944</b>	<b>527 191</b>	<b>365</b>	<b>189</b>	<b>57</b>	<b>52</b>	<b>43</b>	<b>16</b>	<b>6</b>	<b>1</b>		<b>1</b>
421	Wholesale trade, durable goods	4 866	92 299	441 426	275	146	43	42	31	9	3			1
4211	Motor vehicle, motor vehicle pt & supply whsle	304	2 374	9 835	30	15	6	5	3	1				
42112	Motor vehicle supplies & new parts whsle	137	1 216	4 455	16	8	3	3	2					
421120	Motor vehicle supplies & new parts whsle	137	1 216	4 455	16	8	3	3	2					
42114	Motor vehicle parts (used) whsle	119	779	3 288	9	4	3	1		1				
421140	Motor vehicle parts (used) whsle	119	779	3 288	9	4	3	1		1				
4212	Furniture & home furnishing whsle	103	853	3 063	9	4	1	2						
4213	Lumber & other construction materials whsle	263	2 568	12 510	12	4	2	2	2	2				
42131	Lumber, plywood, millwork & wood panel whsle	159	1 579	8 127	6	2		1	2	1				
421310	Lumber, plywood, millwork & wood panel whsle	159	1 579	8 127	6	2		1	2	1				
42133	Roofing, siding & insulation material whsle	104	989	4 383	6	2	2	1		1				
421330	Roofing, siding & insulation material whsle	104	989	4 383	6	2	2	1		1				
4214	Professional & commercial equip & supp whsle	2 069	64 497	320 612	39	21	7	5	3	1	1			1
42143	Computer & peripheral equip & software whsle	(C)	(D)	(D)	11	6	1	3	1					
42145	Medical, dental, hospital equip & supp whsle	(G)	(D)	(D)	17	9	3	1	2		1			1
4215	Metal & mineral (except petroleum) whsle	680	8 237	36 176	26	14	4	1	4	1	2			
42151	Metal service centers & offices whsle	680	8 237	36 176	26	14	4	1	4	1	2			
421510	Metal service centers & offices whsle	680	8 237	36 176	26	14	4	1	4	1	2			
4216	Electrical goods whsle	270	3 102	12 884	32	20	2	5	5					
42161	Elec equip, wiring supp, const material whsle	(C)	(D)	(D)	15	11	1		3					
42169	Other electronic parts & equipment whsle	123	1 549	6 230	16	9	1	5	1					
421690	Other electronic parts & equipment whsle	123	1 549	6 230	16	9	1	5	1					
4217	Hardware, plumb & heating equip & sup whsle	202	1 640	6 206	24	13	5	5		1				
42171	Hardware whsle	129	980	3 666	13	7	4	1		1				
421710	Hardware whsle	129	980	3 666	13	7	4	1		1				
4218	Machinery, equipment & supplies whsle	684	7 029	30 704	74	37	15	12	8	2				
42183	Industrial machinery & equipment whsle	494	5 299	23 201	45	20	9	8	6	2				
421830	Industrial machinery & equipment whsle	494	5 299	23 201	45	20	9	8	6	2				
4219	Miscellaneous durable goods whsle	291	1 999	9 436	29	18	1	5	4	1				
42191	Sporting & recreational goods & supply whsle	121	755	4 155	7	2	1	2	1	1				
421910	Sporting & recreational goods & supply whsle	121	755	4 155	7	2	1	2	1	1				
42193	Recyclable material whsle	111	820	3 487	7	3		2	2					
421930	Recyclable material whsle	111	820	3 487	7	3		2	2					
422	Wholesale trade, nondurable goods	1 869	20 645	85 765	90	43	14	10	12	7	3	1		
4222	Drugs & druggists' sundries whsle	536	7 305	32 251	6		1	1	1	1	1	1		
42221	Drugs & druggists' sundries whsle	536	7 305	32 251	6		1	1	1	1	1	1		
422210	Drugs & druggists' sundries whsle	536	7 305	32 251	6		1	1	1	1	1	1		
4224	Grocery & related product whsle	577	5 983	23 695	20	8	3	3	3	1	2			
42242	Packaged frozen food whsle	(C)	(D)	(D)	3	1		1			1			
42245	Confectionery whsle	(C)	(D)	(D)	2	1					1			
42249	Other grocery & related products whsle	157	1 338	5 173	10	4	1	2	2	1				
422490	Other grocery & related products whsle	157	1 338	5 173	10	4	1	2	2	1				
4226	Chemical & allied products whsle	294	3 071	12 176	21	9	4	2	5	1				
42269	Other chemical & allied products whsle	204	2 115	8 082	15	9	2		3	1				
422690	Other chemical & allied products whsle	204	2 115	8 082	15	9	2		3	1				
4228	Beer, wine, distilled alcoholic beverage whsle	(C)	(D)	(D)	2					2				
42281	Beer & ale whsle	(C)	(D)	(D)	2					2				
4229	Miscellaneous nondurable goods whsle	131	817	3 836	22	15	5	1		1				
<b>44-45</b>	<b>Retail trade</b>	<b>15 260</b>	<b>70 960</b>	<b>308 243</b>	<b>918</b>	<b>355</b>	<b>218</b>	<b>179</b>	<b>112</b>	<b>25</b>	<b>24</b>	<b>4</b>	<b>1</b>	
441	Motor vehicle & parts dealers	1 580	11 389	55 243	113	49	26	17	16	3	2			
4411	Automobile dealers	728	6 468	32 575	33	21	3	1	4	2	2			
44111	New car dealers	670	6 076	30 372	15	6	1	1	3	2	2			
441110	New car dealers	670	6 076	30 372	15	6	1	1	3	2	2			
4412	Other motor vehicle dealers	309	1 626	8 846	25	9	5	5	6					
44121	Recreational vehicle dealers	113	642	3 154	9	3	3	1	2					
441210	Recreational vehicle dealers	113	642	3 154	9	3	3	1	2					
44122	Motorcycle & boat & other MV dealers	196	984	5 692	16	6	2	4	4					
4413	Automotive parts, accessories & tire stores	543	3 295	13 822	55	19	18	11	6	1				
44131	Automotive parts, accessories & tire stores	429	2 544	10 308	42	15	14	7	5	1				
441310	Automotive parts, accessories & tire stores	429	2 544	10 308	42	15	14	7	5	1				
44132	Tire dealers	114	751	3 514	13	4	4	4	1					
441320	Tire dealers	114	751	3 514	13	4	4	4	1					
442	Furniture & home furnishing stores	524	2 819	11 477	51	27	7	8	8	1				
4421	Furniture stores	206	1 012	4 001	21	13	2	2	4					
44211	Furniture stores	206	1 012	4 001	21	13	2	2	4					
442110	Furniture stores	206	1 012	4 001	21	13	2	2	4					
4422	Home furnishings stores	318	1 807	7 476	30	14	5	6	4	1				
44221	Floor covering stores	180	1 464	6 165	20	9	4	4	3					
442210	Floor covering stores	180	1 464	6 165	20	9	4	4	3					
44229	Other home furnishings stores	138	343	1 311	10	5	1	2	1	1				
443	Electronics & appliance stores	447	2 156	8 587	35	17	9	4	3	1	1			
4431	Electronics & appliance stores	447	2 156	8 587	35	17	9	4	3	1	1			
44311	Appliance, TV & all other electronics stores	307	1 448	5 445	22	12	6	2		1	1			
443112	Radio, television & other electronics stores	271	1 236	4 745	14	7	4	1		1	1			

See footnotes at end of table.

**Table 6. Counties—Employees, Payroll, and Establishments by Industry: 2001—Con.**

[Excludes most government employees, railroad employees, and self-employed persons. Size class 1 to 4 includes establishments with payroll, but no employees, during mid-March pay period. (D) denotes figures withheld to avoid disclosing data for individual companies; the data are included in broader industry totals. Detailed industries with 100 or more employees are shown if industry was not a (D). For explanation of terms, abbreviations, and data reliability/comparability, see introductory text]

NAICS code	Industry	Number of employees for week including March 12	Payroll (\$1,000)		Total number of establishments	Number of establishments by employment-size class									
			First quarter	Annual		1 to 4	5 to 9	10 to 19	20 to 49	50 to 99	100 to 249	250 to 499	500 to 999	1,000 or more	
<b>ANOKA—Con.</b>															
<b>44-45 Retail trade—Con.</b>															
444	Bldg material & garden equip & supp dealers .....	1 546	10 081	47 100	98	47	18	16	11	2	4	—	—	—	
4441	Building material & supplies dealers .....	1 419	9 476	43 740	70	29	12	13	10	2	4	—	—	—	
44411	Home centers .....	764	4 728	19 271	6	1	—	—	—	1	4	—	—	—	
444110	Home centers .....	764	4 728	19 271	6	1	—	—	—	1	4	—	—	—	
44413	Hardware stores .....	175	608	3 068	12	3	3	2	4	—	—	—	—	—	
444130	Hardware stores .....	175	608	3 068	12	3	3	2	4	—	—	—	—	—	
44419	Other building material dealers .....	416	3 857	19 739	42	21	6	8	6	1	—	—	—	—	
444190	Other building material dealers .....	416	3 857	19 739	42	21	6	8	6	1	—	—	—	—	
4442	Lawn & garden equip & supplies stores .....	127	605	3 360	28	18	6	3	1	—	—	—	—	—	
44422	Nursery & garden centers .....	100	464	2 686	21	14	3	3	1	—	—	—	—	—	
444220	Nursery & garden centers .....	100	464	2 686	21	14	3	3	1	—	—	—	—	—	
445	Food & beverage stores .....	2 373	10 093	39 903	91	28	24	18	9	3	8	1	—	—	
4451	Grocery stores .....	1 977	8 879	34 899	40	12	6	4	6	3	8	1	—	—	
44511	Grocery (except convenience) stores .....	1 901	8 681	34 103	31	9	3	2	5	3	8	1	—	—	
445110	Grocery (except convenience) stores .....	1 901	8 681	34 103	31	9	3	2	5	3	8	1	—	—	
4452	Specialty food stores .....	105	365	1 524	15	5	5	5	—	—	—	—	—	—	
4453	Beer, wine & liquor stores .....	291	849	3 480	36	11	13	9	3	—	—	—	—	—	
44531	Beer, wine & liquor stores .....	291	849	3 480	36	11	13	9	3	—	—	—	—	—	
445310	Beer, wine & liquor stores .....	291	849	3 480	36	11	13	9	3	—	—	—	—	—	
446	Health & personal care stores .....	1 747	8 673	35 493	66	19	21	6	14	5	—	—	1	—	
4461	Health & personal care stores .....	1 747	8 673	35 493	66	19	21	6	14	5	—	—	1	—	
44611	Pharmacies & drug stores .....	893	4 308	16 964	30	3	6	4	12	5	—	—	—	—	
446110	Pharmacies & drug stores .....	893	4 308	16 964	30	3	6	4	12	5	—	—	—	—	
44612	Cosmetics, beauty supplies & perfume stores .....	(F)	(D)	(D)	8	3	4	—	—	—	—	—	1	—	
44613	Optical goods stores .....	113	610	2 399	15	7	5	1	2	—	—	—	—	—	
446130	Optical goods stores .....	113	610	2 399	15	7	5	1	2	—	—	—	—	—	
447	Gasoline stations .....	1 423	5 042	20 726	134	29	36	50	19	—	—	—	—	—	
4471	Gasoline stations .....	1 423	5 042	20 726	134	29	36	50	19	—	—	—	—	—	
44711	Gasoline stations with convenience stores ..	1 275	4 423	18 176	115	20	31	47	17	—	—	—	—	—	
447110	Gasoline stations with convenience stores ..	1 275	4 423	18 176	115	20	31	47	17	—	—	—	—	—	
44719	Other gasoline stations .....	148	619	2 550	19	9	5	3	2	—	—	—	—	—	
447190	Other gasoline stations .....	148	619	2 550	19	9	5	3	2	—	—	—	—	—	
448	Clothing & clothing accessories stores .....	793	2 803	12 128	87	35	21	25	4	2	—	—	—	—	
4481	Clothing stores .....	555	1 626	7 669	52	19	9	19	3	2	—	—	—	—	
44812	Women's clothing stores .....	243	574	2 737	28	11	4	11	2	—	—	—	—	—	
448120	Women's clothing stores .....	243	574	2 737	28	11	4	11	2	—	—	—	—	—	
44814	Family clothing stores .....	209	692	3 336	11	4	—	4	1	2	—	—	—	—	
448140	Family clothing stores .....	209	692	3 336	11	4	—	4	1	2	—	—	—	—	
4483	Jewelry, luggage & leather goods stores .....	143	747	2 748	15	4	5	5	1	—	—	—	—	—	
44831	Jewelry stores .....	143	747	2 748	15	4	5	5	1	—	—	—	—	—	
448310	Jewelry stores .....	143	747	2 748	15	4	5	5	1	—	—	—	—	—	
451	Sporting goods, hobby, book & music stores .....	848	2 877	12 207	62	22	15	12	8	5	—	—	—	—	
4511	Sporting goods, hobby, musical instrument stores .....	722	2 562	10 906	52	19	11	10	8	4	—	—	—	—	
45111	Sporting goods stores .....	427	1 717	7 169	34	12	7	8	6	1	—	—	—	—	
451110	Sporting goods stores .....	427	1 717	7 169	34	12	7	8	6	1	—	—	—	—	
45112	Hobby, toy & game stores .....	164	511	2 325	11	4	4	1	—	2	—	—	—	—	
451120	Hobby, toy & game stores .....	164	511	2 325	11	4	4	1	—	2	—	—	—	—	
45113	Sewing, needlework & piece goods stores ..	115	299	1 236	4	1	—	—	2	1	—	—	—	—	
451130	Sewing, needlework & piece goods stores ..	115	299	1 236	4	1	—	—	2	1	—	—	—	—	
4512	Book, periodical & music stores .....	126	315	1 301	10	3	4	2	—	1	—	—	—	—	
45121	Book stores & news dealers .....	102	231	909	5	1	1	2	—	1	—	—	—	—	
452	General merchandise stores .....	2 735	10 133	43 042	30	6	5	2	4	1	9	3	—	—	
4521	Department stores .....	2 043	7 488	31 454	11	—	—	—	—	1	8	2	—	—	
45211	Department stores .....	2 043	7 488	31 454	11	—	—	—	—	1	8	2	—	—	
452110	Department stores .....	2 043	7 488	31 454	11	—	—	—	—	1	8	2	—	—	
4529	Other general merchandise stores .....	692	2 645	11 588	19	6	5	2	4	—	1	1	—	—	
45291	Warehouse clubs & superstores .....	(F)	(D)	(D)	2	—	—	—	—	—	1	1	—	—	
45299	All other general merchandise stores .....	(C)	(D)	(D)	17	6	5	2	4	—	—	—	—	—	
453	Miscellaneous store retailers .....	1 022	3 505	14 777	104	43	28	18	13	2	—	—	—	—	
4531	Florists .....	129	358	1 555	12	7	1	2	1	1	—	—	—	—	
45311	Florists .....	129	358	1 555	12	7	1	2	1	1	—	—	—	—	
453110	Florists .....	129	358	1 555	12	7	1	2	1	1	—	—	—	—	
4532	Office supplies, stationery & gift stores .....	301	762	3 046	27	6	9	8	4	—	—	—	—	—	
45321	Office supplies & stationery stores .....	111	390	1 452	6	1	1	1	3	—	—	—	—	—	
453210	Office supplies & stationery stores .....	111	390	1 452	6	1	1	1	3	—	—	—	—	—	
45322	Gift, novelty & souvenir stores .....	190	372	1 594	21	5	8	7	1	—	—	—	—	—	
453220	Gift, novelty & souvenir stores .....	190	372	1 594	21	5	8	7	1	—	—	—	—	—	
4533	Used merchandise stores .....	193	597	2 466	14	6	3	2	2	1	—	—	—	—	
45331	Used merchandise stores .....	193	597	2 466	14	6	3	2	2	1	—	—	—	—	
453310	Used merchandise stores .....	193	597	2 466	14	6	3	2	2	1	—	—	—	—	
4539	Other miscellaneous store retailers .....	399	1 788	7 710	51	24	15	6	6	—	—	—	—	—	
45391	Pet & pet supplies stores .....	161	466	2 125	8	—	3	1	4	—	—	—	—	—	
453910	Pet & pet supplies stores .....	161	466	2 125	8	—	3	1	4	—	—	—	—	—	
45399	All other miscellaneous store retailers .....	106	473	2 152	25	16	5	3	1	—	—	—	—	—	
454	Nonstore retailers .....	222	1 389	7 560	47	33	8	3	3	—	—	—	—	—	
4543	Direct selling establishments .....	114	812	3 798	23	14	6	2	1	—	—	—	—	—	

See footnotes at end of table.

**Table 6. Counties—Employees, Payroll, and Establishments by Industry: 2001—Con.**

[Excludes most government employees, railroad employees, and self-employed persons. Size class 1 to 4 includes establishments with payroll, but no employees, during mid-March pay period. (D) denotes figures withheld to avoid disclosing data for individual companies; the data are included in broader industry totals. Detailed industries with 100 or more employees are shown if industry was not a (D). For explanation of terms, abbreviations, and data reliability/comparability, see introductory text]

NAICS code	Industry	Number of employees for week including March 12	Payroll (\$1,000)		Total number of establishments	Number of establishments by employment-size class									
			First quarter	Annual		1 to 4	5 to 9	10 to 19	20 to 49	50 to 99	100 to 249	250 to 499	500 to 999	1,000 or more	
<b>ANOKA—Con.</b>															
<b>48-49</b>	<b>Transportation &amp; warehousing .....</b>	<b>2 305</b>	<b>18 993</b>	<b>75 501</b>	<b>198</b>	<b>134</b>	<b>23</b>	<b>18</b>	<b>11</b>	<b>6</b>	<b>5</b>	<b>1</b>	—	—	
484	Truck transportation .....	1 136	11 769	50 054	123	90	12	7	10	2	1	1	—	—	
4841	General freight trucking .....	810	9 335	38 806	73	54	6	5	5	1	1	1	—	—	
48411	General freight trucking, local .....	156	1 180	5 252	38	29	5	2	2	—	—	—	—	—	
484110	General freight trucking, local .....	156	1 180	5 252	38	29	5	2	2	—	—	—	—	—	
48412	General freight trucking, long-distance .....	654	8 155	33 554	35	25	1	3	3	1	1	1	—	—	
484121	General freight trucking, long-distance, TL .....	213	1 904	8 029	31	24	1	3	2	1	—	—	—	—	
484122	General freight trucking, long-distance, LTL .....	441	6 251	25 525	4	1	—	—	1	—	1	1	—	—	
4842	Specialized freight trucking .....	326	2 434	11 248	50	36	6	2	5	1	—	—	—	—	
48421	Used household & office goods moving .....	153	1 231	4 886	10	4	2	1	2	1	—	—	—	—	
484210	Used household & office goods moving .....	153	1 231	4 886	10	4	2	1	2	1	—	—	—	—	
48422	Specialized freight (exc used) trucking, local .....	130	882	4 949	29	24	2	1	2	—	—	—	—	—	
484220	Specialized freight (exc used) trucking, local .....	130	882	4 949	29	24	2	1	2	—	—	—	—	—	
485	Transit & ground passenger transportation .....	682	2 963	11 699	22	11	3	2	—	3	3	—	—	—	
4854	School & employee bus transportation .....	546	2 261	8 548	7	2	—	—	—	2	3	—	—	—	
48541	School & employee bus transportation .....	546	2 261	8 548	7	2	—	—	—	2	3	—	—	—	
485410	School & employee bus transportation .....	546	2 261	8 548	7	2	—	—	—	2	3	—	—	—	
488	Transportation support activities .....	388	3 645	10 806	26	13	3	8	—	1	1	—	—	—	
4881	Air transportation support activities .....	(C)	(D)	(D)	7	3	1	2	—	—	1	—	—	—	
48819	Other air transportation support activities .....	205	2 528	5 780	6	3	1	1	—	—	1	—	—	—	
488190	Other air transportation support activities .....	205	2 528	5 780	6	3	1	1	—	—	1	—	—	—	
4884	Road transportation support activities .....	(C)	(D)	(D)	7	2	2	2	—	1	—	—	—	—	
48841	Motor vehicle towing .....	104	401	1 515	6	1	2	2	—	1	—	—	—	—	
488410	Motor vehicle towing .....	104	401	1 515	6	1	2	2	—	1	—	—	—	—	
<b>51</b>	<b>Information .....</b>	<b>997</b>	<b>9 897</b>	<b>39 899</b>	<b>74</b>	<b>46</b>	<b>9</b>	<b>5</b>	<b>6</b>	<b>6</b>	<b>2</b>	—	—	—	
511	Publishing industries .....	379	4 954	20 030	13	5	1	3	2	1	1	—	—	—	
5111	Newspaper, periodical, book, database publishers .....	(E)	(D)	(D)	8	1	1	3	1	1	1	—	—	—	
51113	Book publishers .....	(C)	(D)	(D)	2	—	1	—	—	—	1	—	—	—	
512	Motion picture & sound recording industries .....	270	422	1 753	13	7	2	—	1	2	1	—	—	—	
5121	Motion picture & video industries .....	(E)	(D)	(D)	12	6	2	—	1	2	1	—	—	—	
51213	Motion picture & video exhibition .....	258	363	1 409	7	2	1	—	1	2	1	—	—	—	
512131	Motion picture theaters (except drive-ins) ..	258	363	1 409	7	2	1	—	1	2	1	—	—	—	
513	Broadcasting & telecommunications .....	289	3 751	15 308	35	24	5	1	2	3	—	—	—	—	
5133	Telecommunications .....	261	3 650	14 789	29	19	5	1	1	3	—	—	—	—	
51331	Wired telecommunications carriers .....	(C)	(D)	(D)	20	11	4	1	1	3	—	—	—	—	
<b>52</b>	<b>Finance &amp; insurance .....</b>	<b>1 857</b>	<b>15 731</b>	<b>66 481</b>	<b>318</b>	<b>220</b>	<b>45</b>	<b>30</b>	<b>22</b>	—	<b>1</b>	—	—	—	
522	Credit intermediation & related activities .....	1 093	9 160	39 443	121	54	27	20	20	—	—	—	—	—	
5221	Depository credit intermediation .....	784	5 827	22 621	53	10	12	13	18	—	—	—	—	—	
52211	Commercial banking .....	666	4 957	19 437	42	7	10	9	16	—	—	—	—	—	
522110	Commercial banking .....	666	4 957	19 437	42	7	10	9	16	—	—	—	—	—	
52213	Credit unions .....	118	870	3 184	11	3	2	4	2	—	—	—	—	—	
522130	Credit unions .....	118	870	3 184	11	3	2	4	2	—	—	—	—	—	
5222	Nondepository credit intermediation .....	188	2 068	9 049	40	24	11	4	1	—	—	—	—	—	
52229	Other nondepository credit intermediation .....	147	1 629	7 565	34	20	10	4	—	—	—	—	—	—	
522292	Real estate credit .....	113	1 362	6 303	26	16	6	4	—	—	—	—	—	—	
5223	Activities related to credit intermediation .....	121	1 265	7 773	28	20	4	3	1	—	—	—	—	—	
52231	Mortgage & nonmortgage brokers .....	105	1 179	7 293	24	17	3	3	1	—	—	—	—	—	
522310	Mortgage & nonmortgage brokers .....	105	1 179	7 293	24	17	3	3	1	—	—	—	—	—	
524	Insurance carriers & related activities .....	711	6 100	24 481	164	134	18	9	2	—	1	—	—	—	
5242	Agencies & other insurance related activities ...	677	5 824	23 118	151	124	16	8	2	—	1	—	—	—	
52421	Insurance agencies & brokerages .....	654	5 593	22 485	144	118	16	7	2	—	1	—	—	—	
524210	Insurance agencies & brokerages .....	654	5 593	22 485	144	118	16	7	2	—	1	—	—	—	
<b>53</b>	<b>Real estate &amp; rental &amp; leasing .....</b>	<b>1 665</b>	<b>7 647</b>	<b>35 335</b>	<b>285</b>	<b>203</b>	<b>42</b>	<b>28</b>	<b>10</b>	<b>1</b>	—	<b>1</b>	—	—	
531	Real estate .....	856	4 024	19 524	231	183	28	13	6	1	—	—	—	—	
5311	Lessors of real estate .....	368	1 580	6 899	74	56	9	6	2	1	—	—	—	—	
53111	Lessors of residential buildings & dwellings ...	226	1 021	4 256	34	25	4	3	1	1	—	—	—	—	
531110	Lessors of residential buildings & dwellings ...	226	1 021	4 256	34	25	4	3	1	1	—	—	—	—	
5312	Offices of real estate agents & brokers .....	248	1 175	6 144	103	88	12	2	1	—	—	—	—	—	
53121	Offices of real estate agents & brokers .....	248	1 175	6 144	103	88	12	2	1	—	—	—	—	—	
531210	Offices of real estate agents & brokers .....	248	1 175	6 144	103	88	12	2	1	—	—	—	—	—	
5313	Activities related to real estate .....	240	1 269	6 481	54	39	7	5	3	—	—	—	—	—	
53131	Real estate property managers .....	174	844	4 001	23	13	2	5	3	—	—	—	—	—	
531311	Residential property managers .....	137	622	2 991	17	11	—	3	3	—	—	—	—	—	
532	Rental & leasing services .....	809	3 623	15 811	54	20	14	15	4	—	—	1	—	—	
5321	Automotive equipment rental & leasing .....	437	2 552	11 352	11	4	3	3	—	—	—	1	—	—	
53211	Passenger car rental & leasing .....	(E)	(D)	(D)	1	—	—	—	—	—	—	1	—	—	
5322	Consumer goods rental .....	306	557	2 391	30	10	5	12	3	—	—	—	—	—	
53223	Video tape & disc rental .....	291	485	1 994	25	7	3	12	3	—	—	—	—	—	
532230	Video tape & disc rental .....	291	485	1 994	25	7	3	12	3	—	—	—	—	—	

See footnotes at end of table.

**Table 6. Counties—Employees, Payroll, and Establishments by Industry: 2001—Con.**

[Excludes most government employees, railroad employees, and self-employed persons. Size class 1 to 4 includes establishments with payroll, but no employees, during mid-March pay period. (D) denotes figures withheld to avoid disclosing data for individual companies; the data are included in broader industry totals. Detailed industries with 100 or more employees are shown if industry was not a (D). For explanation of terms, abbreviations, and data reliability/comparability, see introductory text]

NAICS code	Industry	Number of employees for week including March 12	Payroll (\$1,000)		Total number of establishments	Number of establishments by employment-size class								
			First quarter	Annual		1 to 4	5 to 9	10 to 19	20 to 49	50 to 99	100 to 249	250 to 499	500 to 999	1,000 or more
<b>ANOKA—Con.</b>														
<b>54</b>	<b>Professional, scientific &amp; technical services</b>	<b>3 223</b>	<b>29 169</b>	<b>119 212</b>	<b>654</b>	<b>488</b>	<b>91</b>	<b>45</b>	<b>21</b>	<b>8</b>	<b>1</b>	—	—	—
541	Professional, scientific & technical services	3 223	29 169	119 212	654	488	91	45	21	8	1	—	—	—
5411	Legal services	444	4 062	17 321	83	56	18	5	3	1	—	—	—	—
54111	Offices of lawyers	343	3 336	13 704	66	46	13	4	2	1	—	—	—	—
541110	Offices of lawyers	343	3 336	13 704	66	46	13	4	2	1	—	—	—	—
54119	Other legal services	101	726	3 617	17	10	5	1	1	—	—	—	—	—
541191	Title abstract & settlement offices	101	726	3 617	17	10	5	1	1	—	—	—	—	—
5412	Accounting, tax prep, bookkeep, payroll services	503	2 285	7 621	95	73	15	6	—	—	1	—	—	—
54121	Accounting, tax prep, bookkeep, payroll services	503	2 285	7 621	95	73	15	6	—	—	1	—	—	—
541211	Offices of certified public accountants	154	951	3 726	39	25	11	3	—	—	—	—	—	—
5413	Architectural, engineering & related services	755	8 710	37 766	108	66	18	14	8	2	—	—	—	—
54133	Engineering services	561	7 067	29 638	75	45	14	8	6	2	—	—	—	—
541330	Engineering services	561	7 067	29 638	75	45	14	8	6	2	—	—	—	—
5414	Specialized design services	160	2 190	6 557	25	20	2	2	—	1	—	—	—	—
54143	Graphic design services	128	1 977	5 751	12	8	2	1	—	1	—	—	—	—
541430	Graphic design services	128	1 977	5 751	12	8	2	1	—	1	—	—	—	—
5415	Computer systems design & related services	396	4 147	16 499	159	141	11	3	3	1	—	—	—	—
54151	Computer systems design & related services	396	4 147	16 499	159	141	11	3	3	1	—	—	—	—
541511	Custom computer programming services	152	1 569	6 590	68	62	2	2	—	—	—	—	—	—
541512	Computer systems design services	193	2 075	7 497	56	45	8	1	1	1	—	—	—	—
5416	Management, sci & tech consulting services	233	1 921	8 897	80	71	5	2	1	1	—	—	—	—
54161	Management consulting services	173	1 329	6 012	54	49	2	1	1	1	—	—	—	—
541611	Admin & gen management consulting services	131	961	4 215	20	15	2	1	1	1	—	—	—	—
5417	Scientific R&D services	138	2 927	12 000	7	3	1	2	—	1	—	—	—	—
54171	R&D in physical, engineering & life sciences	(C)	(D)	(D)	6	2	1	2	—	1	—	—	—	—
5418	Advertising & related services	159	1 019	4 113	39	26	10	2	1	—	—	—	—	—
5419	Oth professional, scientific, technical services	435	1 908	8 438	58	32	11	9	5	1	—	—	—	—
54194	Veterinary services	254	1 240	5 486	23	6	6	7	4	—	—	—	—	—
541940	Veterinary services	254	1 240	5 486	23	6	6	7	4	—	—	—	—	—
<b>55</b>	<b>Management of companies &amp; enterprises</b>	<b>3 532</b>	<b>65 459</b>	<b>294 147</b>	<b>38</b>	<b>17</b>	<b>6</b>	<b>3</b>	<b>7</b>	<b>1</b>	<b>2</b>	<b>—</b>	<b>1</b>	
551	Management of companies & enterprises	3 532	65 459	294 147	38	17	6	3	7	1	2	—	1	
5511	Management of companies & enterprises	3 532	65 459	294 147	38	17	6	3	7	1	2	—	1	
55111	Management of companies & enterprises	3 532	65 459	294 147	38	17	6	3	7	1	2	—	1	
551114	Corp, subsidiary & regional managing offices	3 264	62 373	279 142	28	12	5	2	5	1	—	2	—	1
<b>56</b>	<b>Admin, support, waste mgt, remediation services</b>	<b>6 916</b>	<b>30 697</b>	<b>136 766</b>	<b>368</b>	<b>235</b>	<b>39</b>	<b>35</b>	<b>29</b>	<b>12</b>	<b>15</b>	<b>2</b>	<b>—</b>	<b>1</b>
561	Administrative & support services	6 188	22 798	103 199	340	223	32	32	27	11	13	1	—	1
5613	Employment services	2 596	7 510	29 312	29	10	—	1	7	5	5	—	—	1
56132	Temporary help services	2 508	6 983	26 780	21	5	—	1	4	5	5	—	—	1
561320	Temporary help services	2 508	6 983	26 780	21	5	—	1	4	5	5	—	—	1
5614	Business support services	798	4 060	20 245	35	23	2	2	4	—	4	—	—	—
56141	Document preparation services	188	701	3 342	13	10	—	1	1	—	1	—	—	—
561410	Document preparation services	188	701	3 342	13	10	—	1	1	—	1	—	—	—
56143	Business service centers	159	516	2 276	5	2	1	1	—	—	1	—	—	—
56144	Collection agencies	415	2 747	14 294	9	4	1	—	2	—	2	—	—	—
561440	Collection agencies	415	2 747	14 294	9	4	1	—	2	—	2	—	—	—
5615	Travel arrangement & reservation services	(C)	(D)	(D)	23	13	3	6	1	—	—	—	—	—
56151	Travel agencies	109	618	2 419	18	10	2	5	1	—	—	—	—	—
561510	Travel agencies	109	618	2 419	18	10	2	5	1	—	—	—	—	—
5616	Investigation & security services	405	2 206	9 743	17	7	3	1	3	2	1	—	—	—
56161	Investigation, guard & armored car services	250	1 232	5 581	6	1	1	1	1	1	1	—	—	—
56162	Security systems services	155	974	4 162	11	6	2	—	2	1	—	—	—	—
561621	Security systems services (except locksmiths)	119	846	3 508	5	3	—	—	1	1	—	—	—	—
5617	Services to buildings & dwellings	1 430	6 103	32 380	194	139	20	22	8	3	2	—	—	—
56172	Janitorial services	1 092	4 068	17 608	89	54	6	17	8	2	2	—	—	—
561720	Janitorial services	1 092	4 068	17 608	89	54	6	17	8	2	2	—	—	—
56173	Landscaping services	273	1 696	12 821	82	67	9	5	—	1	—	—	—	—
561730	Landscaping services	273	1 696	12 821	82	67	9	5	—	1	—	—	—	—
5619	Other support services	758	1 448	5 606	25	16	3	—	3	1	1	—	—	—
56199	All other support services	692	1 187	4 718	19	12	3	—	1	1	1	—	—	—
561990	All other support services	692	1 187	4 718	19	12	3	—	1	1	1	—	—	—
562	Waste management & remediation services	728	7 899	33 567	28	12	7	3	2	1	2	1	—	—
5621	Waste collection	545	5 799	23 135	16	6	5	1	1	1	1	1	—	—
56211	Waste collection	545	5 799	23 135	16	6	5	1	1	1	1	1	—	—
5629	Remediation & oth waste management services	(C)	(D)	(D)	10	4	2	2	1	—	1	—	—	—
56291	Remediation services	138	1 821	9 147	4	—	1	2	—	—	1	—	—	—
562910	Remediation services	138	1 821	9 147	4	—	1	2	—	—	1	—	—	—
<b>61</b>	<b>Educational services</b>	<b>(F)</b>	<b>(D)</b>	<b>(D)</b>	<b>42</b>	<b>21</b>	<b>3</b>	<b>7</b>	<b>5</b>	<b>5</b>	<b>1</b>	<b>—</b>	<b>—</b>	<b>—</b>
611	Educational services	(F)	(D)	(D)	42	21	3	7	5	5	1	—	—	—
6111	Elementary & secondary schools	534	3 205	13 077	9	1	—	2	1	4	1	—	—	—
61111	Elementary & secondary schools	534	3 205	13 077	9	1	—	2	1	4	1	—	—	—
611110	Elementary & secondary schools	534	3 205	13 077	9	1	—	2	1	4	1	—	—	—
6116	Other schools & instruction	(C)	(D)	(D)	22	14	2	4	2	—	—	—	—	—

See footnotes at end of table.

**Table 6. Counties—Employees, Payroll, and Establishments by Industry: 2001—Con.**

[Excludes most government employees, railroad employees, and self-employed persons. Size class 1 to 4 includes establishments with payroll, but no employees, during mid-March pay period. (D) denotes figures withheld to avoid disclosing data for individual companies; the data are included in broader industry totals. Detailed industries with 100 or more employees are shown if industry was not a (D). For explanation of terms, abbreviations, and data reliability/comparability, see introductory text]

NAICS code	Industry	Number of employees for week including March 12	Payroll (\$1,000)		Total number of establishments	Number of establishments by employment-size class									
			First quarter	Annual		1 to 4	5 to 9	10 to 19	20 to 49	50 to 99	100 to 249	250 to 499	500 to 999	1,000 or more	
<b>62</b>	<b>ANOKA—Con.</b>														
	<b>Health care and social assistance . . . . .</b>	<b>11 918</b>	<b>89 248</b>	<b>375 168</b>	<b>488</b>	<b>217</b>	<b>96</b>	<b>82</b>	<b>56</b>	<b>20</b>	<b>12</b>	<b>2</b>	<b>1</b>	<b>2</b>	
621	Ambulatory health care services . . . . .	4 060	42 697	183 122	270	110	73	43	26	12	5	1	—	—	
6211	Offices of physicians . . . . .	2 106	28 779	121 841	65	21	9	10	14	7	3	1	—	—	
62111	Offices of physicians . . . . .	2 106	28 779	121 841	65	21	9	10	14	7	3	1	—	—	
621111	Offices of physicians (exc mental health) . . . . .	2 104	28 726	121 551	62	18	9	10	14	7	3	1	—	—	
6212	Offices of dentists . . . . .	696	5 914	27 572	84	18	40	21	5	—	—	—	—	—	
62121	Offices of dentists . . . . .	696	5 914	27 572	84	18	40	21	5	—	—	—	—	—	
621210	Offices of dentists . . . . .	696	5 914	27 572	84	18	40	21	5	—	—	—	—	—	
6213	Offices of other health practitioners . . . . .	441	2 651	11 996	85	59	15	7	3	1	—	—	—	—	
62131	Offices of chiropractors . . . . .	152	829	3 761	48	37	9	2	—	—	—	—	—	—	
621310	Offices of chiropractors . . . . .	152	829	3 761	48	37	9	2	—	—	—	—	—	—	
62134	Offices of PT, OT, speech therapy & audiology . . . . .	111	504	2 344	6	1	1	3	—	1	—	—	—	—	
621340	Offices of PT, OT, speech therapy & audiology . . . . .	111	504	2 344	6	1	1	3	—	1	—	—	—	—	
62139	Offices of all other health practitioners . . . . .	128	947	3 925	16	11	1	3	—	—	—	—	—	—	
621399	Offices of all other misc health practitioners . . . . .	102	831	3 300	13	9	1	1	2	—	—	—	—	—	
6214	Outpatient care centers . . . . .	230	3 146	12 238	9	1	3	2	1	1	1	—	—	—	
62149	Other outpatient care centers . . . . .	(C)	(D)	(D)	8	1	2	2	1	1	1	—	—	—	
6216	Home health care services . . . . .	447	1 295	5 682	16	6	4	2	1	2	1	—	—	—	
62161	Home health care services . . . . .	447	1 295	5 682	16	6	4	2	1	2	1	—	—	—	
621610	Home health care services . . . . .	447	1 295	5 682	16	6	4	2	1	2	1	—	—	—	
622	Hospitals . . . . .	(H)	(D)	(D)	2	—	—	—	—	—	—	—	—	2	
6221	General medical & surgical hospitals . . . . .	(H)	(D)	(D)	2	—	—	—	—	—	—	—	—	2	
62211	General medical & surgical hospitals . . . . .	(H)	(D)	(D)	2	—	—	—	—	—	—	—	—	2	
623	Nursing & residential care facilities . . . . .	(G)	(D)	(D)	63	19	10	18	7	4	5	—	—	—	
6231	Nursing care facilities . . . . .	(F)	(D)	(D)	10	—	2	2	—	3	3	—	—	—	
62311	Nursing care facilities . . . . .	(F)	(D)	(D)	10	—	2	2	—	3	3	—	—	—	
6232	Residential mental retardation, health facil . . . . .	(E)	(D)	(D)	30	13	4	9	4	—	—	—	—	—	
62321	Residential mental retardation facilities . . . . .	(C)	(D)	(D)	27	12	4	9	2	—	—	—	—	—	
6233	Community care facilities for the elderly . . . . .	(E)	(D)	(D)	14	4	2	5	2	—	1	—	—	—	
62331	Community care facilities for the elderly . . . . .	(E)	(D)	(D)	14	4	2	5	2	—	1	—	—	—	
6239	Other residential care facilities . . . . .	290	1 402	7 092	9	2	2	2	1	1	1	—	—	—	
62399	Other residential care facilities . . . . .	290	1 402	7 092	9	2	2	2	1	1	1	—	—	—	
623990	Other residential care facilities . . . . .	290	1 402	7 092	9	2	2	2	1	1	1	—	—	—	
624	Social assistance . . . . .	2 679	7 834	34 270	153	88	13	21	23	4	2	1	1	—	
6241	Individual & family services . . . . .	684	2 850	12 071	49	35	3	4	3	2	2	—	—	—	
62412	Services for elderly & disabled persons . . . . .	358	1 182	4 891	29	24	—	2	—	2	1	—	—	—	
624120	Services for elderly & disabled persons . . . . .	358	1 182	4 891	29	24	—	2	—	2	1	—	—	—	
62419	Other individual & family services . . . . .	296	1 506	6 394	15	7	3	2	2	—	1	—	—	—	
624190	Other individual & family services . . . . .	296	1 506	6 394	15	7	3	2	2	—	1	—	—	—	
6243	Vocational rehabilitation services . . . . .	(F)	(D)	(D)	7	1	—	1	3	1	—	—	1	—	
62431	Vocational rehabilitation services . . . . .	(F)	(D)	(D)	7	1	—	1	3	1	—	—	1	—	
6244	Child day care services . . . . .	1 130	2 736	12 020	87	46	7	16	16	1	—	1	—	—	
62441	Child day care services . . . . .	1 130	2 736	12 020	87	46	7	16	16	1	—	1	—	—	
624410	Child day care services . . . . .	1 130	2 736	12 020	87	46	7	16	16	1	—	1	—	—	
<b>71</b>	<b>Arts, entertainment &amp; recreation . . . . .</b>	<b>1 984</b>	<b>4 922</b>	<b>24 457</b>	<b>111</b>	<b>49</b>	<b>21</b>	<b>16</b>	<b>16</b>	<b>2</b>	<b>7</b>	<b>—</b>	<b>—</b>	<b>—</b>	
711	Performing arts, spectator sports & related industries . . . . .	(C)	(D)	(D)	27	18	3	4	1	—	1	—	—	—	
7112	Spectator sports . . . . .	(C)	(D)	(D)	4	3	—	—	—	—	1	—	—	—	
71121	Spectator sports . . . . .	(C)	(D)	(D)	4	3	—	—	—	—	1	—	—	—	
713	Amusement, gambling & recreation industries . . . . .	1 750	4 275	21 296	82	31	16	12	15	2	6	—	—	—	
7139	Other amusement & recreation industries . . . . .	1 732	4 234	21 180	77	27	16	11	15	2	6	—	—	—	
71391	Golf courses & country clubs . . . . .	182	562	4 170	11	5	2	2	1	—	1	—	—	—	
713910	Golf courses & country clubs . . . . .	182	562	4 170	11	5	2	2	1	—	1	—	—	—	
71394	Fitness & recreational sports centers . . . . .	962	2 100	9 766	31	14	3	3	7	—	4	—	—	—	
713940	Fitness & recreational sports centers . . . . .	962	2 100	9 766	31	14	3	3	7	—	4	—	—	—	
71395	Bowling centers . . . . .	201	475	1 924	10	1	2	2	4	1	—	—	—	—	
713950	Bowling centers . . . . .	201	475	1 924	10	1	2	2	4	1	—	—	—	—	
71399	All other amusement & recreation industries . . . . .	387	1 097	5 320	25	7	9	4	3	1	1	—	—	—	
713990	All other amusement & recreation industries . . . . .	387	1 097	5 320	25	7	9	4	3	1	1	—	—	—	
<b>72</b>	<b>Accommodation &amp; food services . . . . .</b>	<b>8 215</b>	<b>19 401</b>	<b>82 948</b>	<b>374</b>	<b>104</b>	<b>39</b>	<b>79</b>	<b>109</b>	<b>37</b>	<b>6</b>	<b>—</b>	<b>—</b>	<b>—</b>	
721	Accommodation . . . . .	378	863	4 115	31	13	3	6	9	—	—	—	—	—	
7211	Traveler accommodation . . . . .	(E)	(D)	(D)	25	7	3	6	9	—	—	—	—	—	
72111	Hotels (exc casino hotels) & motels . . . . .	371	848	3 996	24	6	3	6	9	—	—	—	—	—	
721110	Hotels (exc casino hotels) & motels . . . . .	371	848	3 996	24	6	3	6	9	—	—	—	—	—	
722	Food services & drinking places . . . . .	7 837	18 538	78 833	343	91	36	73	100	37	6	—	—	—	
7221	Full-service restaurants . . . . .	3 401	8 973	37 554	120	33	8	17	41	17	4	—	—	—	
72211	Full-service restaurants . . . . .	3 401	8 973	37 554	120	33	8	17	41	17	4	—	—	—	
722110	Full-service restaurants . . . . .	3 401	8 973	37 554	120	33	8	17	41	17	4	—	—	—	
7222	Limited-service eating places . . . . .	3 834	8 168	35 069	178	39	16	49	55	19	—	—	—	—	
72221	Limited-service eating places . . . . .	3 834	8 168	35 069	178	39	16	49	55	19	—	—	—	—	
722211	Limited-service restaurants . . . . .	3 610	7 733	32 854	153	29	14	38	53	19	—	—	—	—	
7223	Special food services . . . . .	132	464	2 313	23	12	7	3	1	—	—	—	—	—	
7224	Drinking places (alcoholic beverages) . . . . .	470	933	3 897	22	7	5	4	3	1	2	—	—	—	
72241	Drinking places (alcoholic beverages) . . . . .	470	933	3 897	22	7	5	4	3	1	2	—	—	—	
722410	Drinking places (alcoholic beverages) . . . . .	470	933	3 897	22	7	5	4	3	1	2	—	—	—	

See footnotes at end of table.

**Table 6. Counties—Employees, Payroll, and Establishments by Industry: 2001—Con.**

[Excludes most government employees, railroad employees, and self-employed persons. Size class 1 to 4 includes establishments with payroll, but no employees, during mid-March pay period. (D) denotes figures withheld to avoid disclosing data for individual companies; the data are included in broader industry totals. Detailed industries with 100 or more employees are shown if industry was not a (D). For explanation of terms, abbreviations, and data reliability/comparability, see introductory text]

NAICS code	Industry	Number of employees for week including March 12	Payroll (\$1,000)		Total number of establishments	Number of establishments by employment-size class									
			First quarter	Annual		1 to 4	5 to 9	10 to 19	20 to 49	50 to 99	100 to 249	250 to 499	500 to 999	1,000 or more	
<b>ANOKA—Con.</b>															
<b>81</b>	<b>Other services (except public administration)</b>	<b>4 948</b>	<b>23 334</b>	<b>101 848</b>	<b>629</b>	<b>337</b>	<b>139</b>	<b>91</b>	<b>56</b>	<b>4</b>	<b>2</b>	—	—	—	
811	Repair & maintenance	1 901	12 728	57 283	301	181	70	34	13	2	1	—	—	—	
8111	Automotive repair & maintenance	1 351	8 266	33 966	214	119	54	31	8	2	—	—	—	—	
81111	Automotive mechanical & electrical R&M	670	4 369	18 443	129	77	35	13	3	1	—	—	—	—	
811111	General automotive repair	537	3 398	14 511	97	59	22	12	3	1	—	—	—	—	
81112	Automotive body, paint, interior & glass repair	324	2 592	11 039	52	28	14	7	3	—	—	—	—	—	
811121	Automotive body, paint & interior R&M	271	2 251	9 505	40	20	12	5	3	—	—	—	—	—	
81119	Other automotive R&M	357	1 305	4 484	33	14	5	11	2	1	—	—	—	—	
811191	Automotive oil change & lubrication shops	101	329	1 321	12	3	3	6	—	—	—	—	—	—	
811192	Car washes	245	902	2 802	18	9	1	5	2	1	—	—	—	—	
8113	Commercial equipment (exc auto & elec) R&M	397	3 591	19 002	43	28	8	2	4	—	1	—	—	—	
81131	Commercial equipment (exc auto & elec) R&M	397	3 591	19 002	43	28	8	2	4	—	1	—	—	—	
811310	Commercial equipment (exc auto & elec) R&M	397	3 591	19 002	43	28	8	2	4	—	1	—	—	—	
812	Personal & laundry services	961	3 923	17 293	133	74	27	24	7	—	1	—	—	—	
8121	Personal care services	639	2 271	9 996	92	53	13	20	6	—	—	—	—	—	
81211	Hair, nail & skin care services	505	2 055	8 946	72	39	12	18	3	—	—	—	—	—	
812112	Beauty salons	488	1 995	8 711	63	31	11	18	3	—	—	—	—	—	
81219	Other personal care services	134	216	1 050	20	14	1	2	3	—	—	—	—	—	
8123	Drycleaning & laundry services	231	1 149	5 127	17	6	7	2	1	—	1	—	—	—	
81233	Linen & uniform supply	(C)	(D)	(D)	2	—	1	—	—	—	1	—	—	—	
813	Religious, grantmaking, civic, prof & like organizations	2 086	6 683	27 272	195	82	42	33	36	2	—	—	—	—	
8131	Religious organizations	1 311	4 755	19 212	119	51	23	20	24	1	—	—	—	—	
81311	Religious organizations	1 311	4 755	19 212	119	51	23	20	24	1	—	—	—	—	
813110	Religious organizations	1 311	4 755	19 212	119	51	23	20	24	1	—	—	—	—	
8134	Civic & social organizations	646	1 240	5 109	46	12	10	12	11	1	—	—	—	—	
81341	Civic & social organizations	646	1 240	5 109	46	12	10	12	11	1	—	—	—	—	
813410	Civic & social organizations	646	1 240	5 109	46	12	10	12	11	1	—	—	—	—	
8139	Business, labor, political, like organizations	110	619	2 574	22	13	7	1	1	—	—	—	—	—	
<b>95</b>	<b>Auxiliaries (exc corporate, subsidiary &amp; regional mgt)</b>	<b>1 449</b>	<b>13 189</b>	<b>56 897</b>	<b>8</b>	<b>1</b>	<b>1</b>	—	<b>1</b>	<b>2</b>	<b>1</b>	<b>1</b>	<b>1</b>	—	
<b>99</b>	<b>Unclassified establishments</b>	<b>(B)</b>	<b>(D)</b>	<b>(D)</b>	<b>44</b>	<b>40</b>	<b>4</b>	—	—	—	—	—	—	—	
<b>BECKER</b>															
	<b>Total</b>	<b>16 472</b>	<b>95 025</b>	<b>425 179</b>	<b>1 057</b>	<b>660</b>	<b>183</b>	<b>111</b>	<b>70</b>	<b>14</b>	<b>13</b>	<b>4</b>	<b>1</b>	<b>1</b>	
<b>11</b>	<b>Forestry, fishing, hunting, and agriculture support</b>	<b>96</b>	<b>529</b>	<b>2 330</b>	<b>12</b>	<b>6</b>	<b>3</b>	<b>1</b>	<b>2</b>	—	—	—	—	—	
<b>21</b>	<b>Mining</b>	<b>(A)</b>	<b>(D)</b>	<b>(D)</b>	<b>1</b>	—	—	<b>1</b>	—	—	—	—	—	—	
<b>22</b>	<b>Utilities</b>	<b>(B)</b>	<b>(D)</b>	<b>(D)</b>	<b>2</b>	—	<b>1</b>	—	<b>1</b>	—	—	—	—	—	
<b>23</b>	<b>Construction</b>	<b>626</b>	<b>3 653</b>	<b>19 566</b>	<b>151</b>	<b>117</b>	<b>15</b>	<b>12</b>	<b>6</b>	<b>1</b>	—	—	—	—	
235	Special trade contractors	507	3 047	15 023	99	72	11	9	6	1	—	—	—	—	
2351	Plumbing, heating & AC contractor	121	604	2 702	18	11	3	2	2	—	—	—	—	—	
23511	Plumbing, heating & AC contractor	121	604	2 702	18	11	3	2	2	—	—	—	—	—	
235110	Plumbing, heating & AC contractor	121	604	2 702	18	11	3	2	2	—	—	—	—	—	
2353	Electrical contractors	115	894	3 505	18	11	2	3	2	—	—	—	—	—	
23531	Electrical contractors	115	894	3 505	18	11	2	3	2	—	—	—	—	—	
235310	Electrical contractors	115	894	3 505	18	11	2	3	2	—	—	—	—	—	
<b>31-33</b>	<b>Manufacturing</b>	<b>1 778</b>	<b>12 449</b>	<b>52 088</b>	<b>49</b>	<b>25</b>	<b>7</b>	<b>5</b>	<b>4</b>	<b>2</b>	<b>4</b>	<b>2</b>	—	—	
321	Wood product mfg	110	637	3 259	9	8	—	—	—	1	—	—	—	—	
3219	Other wood product mfg	(C)	(D)	(D)	4	3	—	—	—	1	—	—	—	—	
323	Printing & related support activities	292	1 569	6 143	5	1	1	1	—	1	1	—	—	—	
3231	Printing & related support activities	292	1 569	6 143	5	1	1	1	—	1	1	—	—	—	
32311	Printing	292	1 569	6 143	5	1	1	1	—	1	1	—	—	—	
331	Primary metal mfg	(C)	(D)	(D)	1	—	—	—	—	—	1	—	—	—	
3315	Foundries	(C)	(D)	(D)	1	—	—	—	—	—	1	—	—	—	
33152	Nonferrous metal foundries	(C)	(D)	(D)	1	—	—	—	—	—	1	—	—	—	
332	Fabricated metal product mfg	889	6 979	29 481	8	3	—	1	1	—	1	2	—	—	
3321	Forging & stamping	(E)	(D)	(D)	2	—	—	1	—	—	—	1	—	—	
33211	Forging & stamping	(E)	(D)	(D)	2	—	—	1	—	—	—	1	—	—	
3323	Architectural & structural metals mfg	(C)	(D)	(D)	3	2	—	—	—	—	1	—	—	—	
33232	Ornamental & architectural metal prod mfg	(C)	(D)	(D)	2	1	—	—	—	—	1	—	—	—	
3327	Mach shops, turn prod, screw, nut, bolt mfg	(E)	(D)	(D)	3	1	—	—	1	—	—	1	—	—	
33271	Machine shops	(E)	(D)	(D)	3	1	—	—	1	—	—	1	—	—	
335	Electrical equip, appliance & component mfg	(C)	(D)	(D)	2	1	—	—	—	—	1	—	—	—	
3353	Electrical equipment mfg	(C)	(D)	(D)	1	—	—	—	—	—	1	—	—	—	
33531	Electrical equipment mfg	(C)	(D)	(D)	1	—	—	—	—	—	1	—	—	—	
<b>42</b>	<b>Wholesale trade</b>	<b>293</b>	<b>2 486</b>	<b>10 137</b>	<b>42</b>	<b>26</b>	<b>5</b>	<b>7</b>	<b>4</b>	—	—	—	—	—	
421	Wholesale trade, durable goods	212	2 030	8 148	25	13	4	5	3	—	—	—	—	—	

See footnotes at end of table.



**Table 6. Counties—Employees, Payroll, and Establishments by Industry: 2001—Con.**

[Excludes most government employees, railroad employees, and self-employed persons. Size class 1 to 4 includes establishments with payroll, but no employees, during mid-March pay period. (D) denotes figures withheld to avoid disclosing data for individual companies; the data are included in broader industry totals. Detailed industries with 100 or more employees are shown if industry was not a (D). For explanation of terms, abbreviations, and data reliability/comparability, see introductory text]

NAICS code	Industry	Number of employees for week including March 12	Payroll (\$1,000)		Total number of establishments	Number of establishments by employment-size class									
			First quarter	Annual		1 to 4	5 to 9	10 to 19	20 to 49	50 to 99	100 to 249	250 to 499	500 to 999	1,000 or more	
<b>BECKER—Con.</b>															
<b>44-45</b>	<b>Retail trade</b>	<b>2 275</b>	<b>8 582</b>	<b>37 889</b>	<b>194</b>	<b>92</b>	<b>52</b>	<b>28</b>	<b>16</b>	<b>2</b>	<b>3</b>	<b>1</b>			
441	Motor vehicle & parts dealers	275	1 625	7 973	23	10	3	5	4	1					
4411	Automobile dealers	142	1 079	5 188	7	3	1		2	1					
44111	New car dealers	136	1 072	5 147	4		1		2	1					
441110	New car dealers	136	1 072	5 147	4		1		2	1					
444	Bldg material & garden equip & supp dealers	155	653	2 829	22	10	6	5	1						
4441	Building material & supplies dealers	142	606	2 627	18	7	5	5	1						
445	Food & beverage stores	517	2 138	8 646	31	13	9	6		1	2				
4451	Grocery stores	309	910	3 797	14	7	4	1			2				
44511	Grocery (except convenience) stores	304	899	3 708	10	4	3	1			2				
445110	Grocery (except convenience) stores	304	899	3 708	10	4	3	1			2				
4453	Beer, wine & liquor stores	178	1 160	4 457	8		2	5		1					
44531	Beer, wine & liquor stores	178	1 160	4 457	8		2	5		1					
445310	Beer, wine & liquor stores	178	1 160	4 457	8		2	5		1					
447	Gasoline stations	246	741	2 984	27	8	10	7	2						
4471	Gasoline stations	246	741	2 984	27	8	10	7	2						
44711	Gasoline stations with convenience stores	157	421	1 691	18	4	7	6	1						
447110	Gasoline stations with convenience stores	157	421	1 691	18	4	7	6	1						
448	Clothing & clothing accessories stores	137	426	1 522	13	3	8		2						
4481	Clothing stores	119	371	1 287	9	1	6		2						
452	General merchandise stores	607	1 767	8 383	7	1		1	3		1	1			
4521	Department stores	(F)	(D)	(D)	2						1	1			
45211	Department stores	(F)	(D)	(D)	2						1	1			
4529	Other general merchandise stores	(C)	(D)	(D)	5	1		1	3						
45299	All other general merchandise stores	(C)	(D)	(D)	5	1		1	3						
<b>48-49</b>	<b>Transportation &amp; warehousing</b>	<b>405</b>	<b>2 345</b>	<b>10 340</b>	<b>39</b>	<b>24</b>	<b>7</b>	<b>3</b>	<b>3</b>	<b>1</b>	<b>1</b>				
484	Truck transportation	252	1 598	7 223	28	22	3	1		1	1				
4841	General freight trucking	244	1 565	7 069	23	18	2	1		1	1				
48412	General freight trucking, long-distance	235	1 523	6 883	19	14	2	1		1	1				
484121	General freight trucking, long-distance, TL	235	1 523	6 883	19	14	2	1		1	1				
485	Transit & ground passenger transportation	121	424	1 781	6	1		2	3						
<b>51</b>	<b>Information</b>	<b>157</b>	<b>928</b>	<b>4 072</b>	<b>15</b>	<b>6</b>	<b>2</b>	<b>5</b>	<b>2</b>						
<b>52</b>	<b>Finance &amp; insurance</b>	<b>221</b>	<b>1 483</b>	<b>6 360</b>	<b>49</b>	<b>36</b>	<b>8</b>	<b>2</b>	<b>3</b>						
522	Credit intermediation & related activities	158	1 150	4 747	18	7	6	2	3						
5221	Depository credit intermediation	(C)	(D)	(D)	12	3	4	2	3						
52211	Commercial banking	134	937	3 830	11	2	4	2	3						
522110	Commercial banking	134	937	3 830	11	2	4	2	3						
<b>53</b>	<b>Real estate &amp; rental &amp; leasing</b>	<b>137</b>	<b>726</b>	<b>3 202</b>	<b>39</b>	<b>31</b>	<b>5</b>	<b>1</b>	<b>2</b>						
<b>54</b>	<b>Professional, scientific &amp; technical services</b>	<b>210</b>	<b>1 231</b>	<b>6 665</b>	<b>64</b>	<b>48</b>	<b>11</b>	<b>5</b>							
541	Professional, scientific & technical services	210	1 231	6 665	64	48	11	5							
<b>55</b>	<b>Management of companies &amp; enterprises</b>	<b>(B)</b>	<b>(D)</b>	<b>(D)</b>	<b>1</b>				<b>1</b>						
<b>56</b>	<b>Admin, support, waste mgt, remediation services</b>	<b>(I)</b>	<b>(D)</b>	<b>(D)</b>	<b>35</b>	<b>24</b>	<b>4</b>	<b>3</b>	<b>1</b>	<b>1</b>	<b>1</b>			<b>1</b>	
561	Administrative & support services	(I)	(D)	(D)	32	21	4	3	1	1	1			1	
5613	Employment services	(I)	(D)	(D)	5	1			1	1	1			1	
56133	Employee leasing services	(I)	(D)	(D)	3					1	1			1	
<b>61</b>	<b>Educational services</b>	<b>(C)</b>	<b>(D)</b>	<b>(D)</b>	<b>3</b>	<b>1</b>		<b>1</b>			<b>1</b>				
611	Educational services	(C)	(D)	(D)	3	1		1			1				
6111	Elementary & secondary schools	(C)	(D)	(D)	2	1					1				
61111	Elementary & secondary schools	(C)	(D)	(D)	2	1					1				
<b>62</b>	<b>Health care and social assistance</b>	<b>1 688</b>	<b>9 157</b>	<b>40 128</b>	<b>67</b>	<b>28</b>	<b>13</b>	<b>11</b>	<b>5</b>	<b>6</b>	<b>3</b>	<b>1</b>			
621	Ambulatory health care services	431	3 205	15 721	35	20	4	4	5	1	7	1			
6211	Offices of physicians	205	1 938	9 927	8	3	2	1		1	1				
62111	Offices of physicians	205	1 938	9 927	8	3	2	1		1	1				
622	Hospitals	(E)	(D)	(D)	1							1			
6221	General medical & surgical hospitals	(E)	(D)	(D)	1							1			
62211	General medical & surgical hospitals	(E)	(D)	(D)	1							1			
623	Nursing & residential care facilities	551	2 157	8 933	9		4	1		2	2				
6231	Nursing care facilities	(E)	(D)	(D)	2						2				
62311	Nursing care facilities	(E)	(D)	(D)	2						2				
6232	Residential mental retardation, health facil	(C)	(D)	(D)	3		1			2					
62321	Residential mental retardation facilities	(C)	(D)	(D)	3		1			2					
624	Social assistance	(E)	(D)	(D)	22	8	5	6		3					
6241	Individual & family services	138	701	2 900	12	5	2	4		1					
62419	Other individual & family services	111	601	2 362	8	3	2	2		1					
624190	Other individual & family services	111	601	2 362	8	3	2	2		1					
6243	Vocational rehabilitation services	113	338	1 775	4		1	2		1					
62431	Vocational rehabilitation services	113	338	1 775	4		1	2		1					
624310	Vocational rehabilitation services	113	338	1 775	4		1	2		1					
<b>71</b>	<b>Arts, entertainment &amp; recreation</b>	<b>91</b>	<b>254</b>	<b>2 056</b>	<b>23</b>	<b>17</b>	<b>1</b>	<b>5</b>							

See footnotes at end of table.

**Table 6. Counties—Employees, Payroll, and Establishments by Industry: 2001—Con.**

[Excludes most government employees, railroad employees, and self-employed persons. Size class 1 to 4 includes establishments with payroll, but no employees, during mid-March pay period. (D) denotes figures withheld to avoid disclosing data for individual companies; the data are included in broader industry totals. Detailed industries with 100 or more employees are shown if industry was not a (D). For explanation of terms, abbreviations, and data reliability/comparability, see introductory text]

NAICS code	Industry	Number of employees for week including March 12	Payroll (\$1,000)		Total number of establishments	Number of establishments by employment-size class								
			First quarter	Annual		1 to 4	5 to 9	10 to 19	20 to 49	50 to 99	100 to 249	250 to 499	500 to 999	1,000 or more
<b>BECKER—Con.</b>														
<b>72</b>	<b>Accommodation &amp; food services</b> .....	<b>902</b>	<b>1 837</b>	<b>10 100</b>	<b>102</b>	<b>60</b>	<b>13</b>	<b>14</b>	<b>14</b>	<b>1</b>	—	—	—	—
721	Accommodation .....	175	506	3 296	38	30	4	2	2	—	—	—	—	—
7211	Traveler accommodation .....	138	305	1 552	23	18	2	1	2	—	—	—	—	—
72111	Hotels (exc casino hotels) & motels .....	129	287	1 368	14	9	2	1	2	—	—	—	—	—
721110	Hotels (exc casino hotels) & motels .....	129	287	1 368	14	9	2	1	2	—	—	—	—	—
722	Food services & drinking places .....	727	1 331	6 804	64	30	9	12	12	1	—	—	—	—
7221	Full-service restaurants .....	328	596	3 490	30	17	1	5	6	1	—	—	—	—
72211	Full-service restaurants .....	328	596	3 490	30	17	1	5	6	1	—	—	—	—
722110	Full-service restaurants .....	328	596	3 490	30	17	1	5	6	1	—	—	—	—
7222	Limited-service eating places .....	291	537	2 482	19	6	2	6	5	—	—	—	—	—
72221	Limited-service eating places .....	291	537	2 482	19	6	2	6	5	—	—	—	—	—
7224	Drinking places (alcoholic beverages) .....	(C)	(D)	(D)	13	6	5	1	1	—	—	—	—	—
72241	Drinking places (alcoholic beverages) .....	(C)	(D)	(D)	13	6	5	1	1	—	—	—	—	—
<b>81</b>	<b>Other services (except public administration)</b> .....	<b>1 470</b>	<b>4 202</b>	<b>19 833</b>	<b>153</b>	<b>105</b>	<b>34</b>	<b>7</b>	<b>6</b>	—	—	—	<b>1</b>	—
811	Repair & maintenance .....	959	2 975	14 610	48	35	10	1	1	—	—	—	1	—
8111	Automotive repair & maintenance .....	(C)	(D)	(D)	33	22	9	1	1	—	—	—	—	—
8112	Electronic & precision equipment R&M .....	(F)	(D)	(D)	4	3	—	—	—	—	—	—	1	—
81121	Electronic & precision equipment R&M .....	(F)	(D)	(D)	4	3	—	—	—	—	—	—	1	—
813	Religious, grantmaking, civic, prof & like organizations .....	433	1 021	4 260	78	48	20	5	5	—	—	—	—	—
8131	Religious organizations .....	181	499	2 053	43	32	7	3	1	—	—	—	—	—
81311	Religious organizations .....	181	499	2 053	43	32	7	3	1	—	—	—	—	—
813110	Religious organizations .....	181	499	2 053	43	32	7	3	1	—	—	—	—	—
8134	Civic & social organizations .....	182	258	1 129	18	4	10	1	3	—	—	—	—	—
81341	Civic & social organizations .....	182	258	1 129	18	4	10	1	3	—	—	—	—	—
813410	Civic & social organizations .....	182	258	1 129	18	4	10	1	3	—	—	—	—	—
<b>95</b>	<b>Auxiliaries (exc corporate, subsidiary &amp; regional mgt)</b> .....	<b>(A)</b>	<b>(D)</b>	<b>(D)</b>	<b>1</b>	—	<b>1</b>	—	—	—	—	—	—	—
<b>99</b>	<b>Unclassified establishments</b> .....	<b>(A)</b>	<b>(D)</b>	<b>(D)</b>	<b>15</b>	<b>14</b>	<b>1</b>	—	—	—	—	—	—	—
<b>BELTRAMI</b>														
	<b>Total</b> .....	<b>13 189</b>	<b>71 532</b>	<b>304 060</b>	<b>1 035</b>	<b>517</b>	<b>223</b>	<b>159</b>	<b>85</b>	<b>27</b>	<b>21</b>	<b>2</b>	<b>1</b>	—
<b>11</b>	<b>Forestry, fishing, hunting, and agriculture support</b> .....	<b>(B)</b>	<b>(D)</b>	<b>(D)</b>	<b>15</b>	<b>7</b>	<b>7</b>	<b>1</b>	—	—	—	—	—	—
<b>21</b>	<b>Mining</b> .....	<b>(A)</b>	<b>(D)</b>	<b>(D)</b>	<b>1</b>	<b>1</b>	—	—	—	—	—	—	—	—
<b>22</b>	<b>Utilities</b> .....	<b>91</b>	<b>1 311</b>	<b>4 868</b>	<b>3</b>	—	<b>1</b>	—	<b>1</b>	<b>1</b>	—	—	—	—
<b>23</b>	<b>Construction</b> .....	<b>783</b>	<b>5 357</b>	<b>28 546</b>	<b>134</b>	<b>88</b>	<b>20</b>	<b>16</b>	<b>8</b>	<b>2</b>	—	—	—	—
233	Building, developing & general contracting .....	129	697	3 362	37	27	6	4	—	—	—	—	—	—
234	Heavy construction .....	112	742	8 094	18	10	3	3	2	—	—	—	—	—
235	Special trade contractors .....	542	3 918	17 090	79	51	11	9	6	2	—	—	—	—
2351	Plumbing, heating & AC contractor .....	138	950	4 595	18	7	5	5	1	—	—	—	—	—
23511	Plumbing, heating & AC contractor .....	138	950	4 595	18	7	5	5	1	—	—	—	—	—
235110	Plumbing, heating & AC contractor .....	138	950	4 595	18	7	5	5	1	—	—	—	—	—
2353	Electrical contractors .....	123	1 036	4 277	15	11	1	1	1	1	—	—	—	—
23531	Electrical contractors .....	123	1 036	4 277	15	11	1	1	1	1	—	—	—	—
235310	Electrical contractors .....	123	1 036	4 277	15	11	1	1	1	1	—	—	—	—
<b>31-33</b>	<b>Manufacturing</b> .....	<b>1 311</b>	<b>11 251</b>	<b>41 587</b>	<b>45</b>	<b>20</b>	<b>8</b>	<b>5</b>	<b>7</b>	<b>2</b>	<b>2</b>	<b>1</b>	—	—
321	Wood product mfg .....	560	7 458	25 508	12	3	2	2	2	1	2	—	—	—
3211	Sawmills & wood preservation .....	(C)	(D)	(D)	7	1	2	2	1	1	—	—	—	—
32111	Sawmills & wood preservation .....	(C)	(D)	(D)	7	1	2	2	1	1	—	—	—	—
321113	Sawmills .....	131	1 307	5 166	5	—	2	2	—	1	—	—	—	—
3212	Veneer, plywood & engineered wood product mfg .....	(E)	(D)	(D)	3	—	—	—	1	—	2	—	—	—
32121	Veneer, plywood & engineered wood product mfg .....	(E)	(D)	(D)	3	—	—	—	1	—	2	—	—	—
334	Computer & electronic product mfg .....	(E)	(D)	(D)	2	—	—	1	—	—	—	1	—	—
3344	Semiconductor & oth electronic component mfg .....	(E)	(D)	(D)	1	—	—	—	—	—	—	1	—	—
33441	Semiconductor & oth electronic component mfg .....	(E)	(D)	(D)	1	—	—	—	—	—	—	1	—	—
<b>42</b>	<b>Wholesale trade</b> .....	<b>499</b>	<b>2 867</b>	<b>12 575</b>	<b>51</b>	<b>27</b>	<b>10</b>	<b>9</b>	<b>4</b>	—	<b>1</b>	—	—	—
421	Wholesale trade, durable goods .....	308	1 545	6 630	33	20	6	4	2	—	1	—	—	—
4219	Miscellaneous durable goods whsle .....	127	485	1 594	8	7	—	—	—	—	1	—	—	—
42191	Sporting & recreational goods & supply whsle .....	(C)	(D)	(D)	1	—	—	—	—	—	1	—	—	—
422	Wholesale trade, nondurable goods .....	191	1 322	5 945	18	7	4	5	2	—	—	—	—	—

See footnotes at end of table.

**Table 6. Counties—Employees, Payroll, and Establishments by Industry: 2001—Con.**

[Excludes most government employees, railroad employees, and self-employed persons. Size class 1 to 4 includes establishments with payroll, but no employees, during mid-March pay period. (D) denotes figures withheld to avoid disclosing data for individual companies; the data are included in broader industry totals. Detailed industries with 100 or more employees are shown if industry was not a (D). For explanation of terms, abbreviations, and data reliability/comparability, see introductory text]

NAICS code	Industry	Number of employees for week including March 12	Payroll (\$1,000)		Total number of establishments	Number of establishments by employment-size class										
			First quarter	Annual		1 to 4	5 to 9	10 to 19	20 to 49	50 to 99	100 to 249	250 to 499	500 to 999	1,000 or more		
<b>44-45</b>	<b>BELTRAMI—Con.</b>															
	<b>Retail trade</b> .....	<b>2 807</b>	<b>11 446</b>	<b>50 499</b>	<b>196</b>	<b>67</b>	<b>64</b>	<b>37</b>	<b>16</b>	<b>6</b>	<b>6</b>	—	—	—	—	—
441	Motor vehicle & parts dealers .....	360	2 497	10 818	24	7	4	5	7	1	—	—	—	—	—	—
4411	Automobile dealers .....	240	1 686	7 884	12	4	1	1	5	1	—	—	—	—	—	—
44111	New car dealers .....	231	1 651	7 764	8	—	1	1	5	1	—	—	—	—	—	—
441110	New car dealers .....	231	1 651	7 764	8	—	1	1	5	1	—	—	—	—	—	—
444	Bldg material & garden equip & supp dealers .....	279	1 518	6 952	15	6	4	2	2	—	1	—	—	—	—	—
4441	Building material & supplies dealers .....	238	1 366	6 130	11	5	2	2	1	—	1	—	—	—	—	—
44411	Home centers .....	(C)	(D)	(D)	1	—	—	—	—	—	1	—	—	—	—	—
445	Food & beverage stores .....	695	1 958	10 701	24	12	2	5	—	2	3	—	—	—	—	—
4451	Grocery stores .....	(F)	(D)	(D)	10	3	—	2	—	2	3	—	—	—	—	—
44511	Grocery (except convenience) stores .....	607	1 754	9 778	8	2	—	1	—	2	3	—	—	—	—	—
445110	Grocery (except convenience) stores .....	607	1 754	9 778	8	2	—	1	—	2	3	—	—	—	—	—
446	Health & personal care stores .....	101	500	1 954	12	5	2	4	1	—	—	—	—	—	—	—
4461	Health & personal care stores .....	101	500	1 954	12	5	2	4	1	—	—	—	—	—	—	—
447	Gasoline stations .....	216	675	2 778	24	3	13	6	2	—	—	—	—	—	—	—
4471	Gasoline stations .....	216	675	2 778	24	3	13	6	2	—	—	—	—	—	—	—
44711	Gasoline stations with convenience stores .....	153	428	1 798	18	3	9	5	1	—	—	—	—	—	—	—
447110	Gasoline stations with convenience stores .....	153	428	1 798	18	3	9	5	1	—	—	—	—	—	—	—
448	Clothing & clothing accessories stores .....	265	1 001	3 648	23	5	13	3	1	1	—	—	—	—	—	—
4481	Clothing stores .....	202	631	2 408	13	2	8	1	1	1	—	—	—	—	—	—
44814	Family clothing stores .....	132	463	1 769	3	—	1	—	1	1	—	—	—	—	—	—
448140	Family clothing stores .....	132	463	1 769	3	—	1	—	1	1	—	—	—	—	—	—
451	Sporting goods, hobby, book & music stores .....	107	260	1 120	16	6	6	4	—	—	—	—	—	—	—	—
452	General merchandise stores .....	448	1 738	6 871	10	2	2	1	2	1	2	—	—	—	—	—
4521	Department stores .....	(E)	(D)	(D)	2	—	—	—	—	—	2	—	—	—	—	—
45211	Department stores .....	(E)	(D)	(D)	2	—	—	—	—	—	2	—	—	—	—	—
4529	Other general merchandise stores .....	(C)	(D)	(D)	8	2	2	1	2	1	—	—	—	—	—	—
45299	All other general merchandise stores .....	(C)	(D)	(D)	8	2	2	1	2	1	—	—	—	—	—	—
453	Miscellaneous store retailers .....	124	263	1 465	21	12	5	3	1	—	—	—	—	—	—	—
454	Nonstore retailers .....	111	581	2 437	11	5	4	1	—	1	—	—	—	—	—	—
<b>48-49</b>	<b>Transportation &amp; warehousing</b> .....	<b>312</b>	<b>2 199</b>	<b>9 170</b>	<b>40</b>	<b>23</b>	<b>8</b>	<b>7</b>	—	<b>2</b>	—	—	—	—	—	—
<b>51</b>	<b>Information</b> .....	<b>323</b>	<b>2 387</b>	<b>10 316</b>	<b>20</b>	<b>7</b>	<b>4</b>	<b>3</b>	<b>5</b>	<b>1</b>	—	—	—	—	—	—
511	Publishing industries .....	(C)	(D)	(D)	4	1	1	—	1	1	—	—	—	—	—	—
5111	Newspaper, periodical, book, database publishers .....	(C)	(D)	(D)	4	1	1	—	1	1	—	—	—	—	—	—
513	Broadcasting & telecommunications .....	(C)	(D)	(D)	14	5	3	2	4	—	—	—	—	—	—	—
<b>52</b>	<b>Finance &amp; insurance</b> .....	<b>365</b>	<b>2 256</b>	<b>9 614</b>	<b>51</b>	<b>34</b>	<b>9</b>	<b>3</b>	<b>4</b>	<b>1</b>	—	—	—	—	—	—
522	Credit intermediation & related activities .....	268	1 667	7 118	21	9	5	3	3	1	—	—	—	—	—	—
5221	Depository credit intermediation .....	242	1 565	6 623	14	4	4	2	3	1	—	—	—	—	—	—
52211	Commercial banking .....	189	1 214	5 240	10	3	3	1	2	1	—	—	—	—	—	—
522110	Commercial banking .....	189	1 214	5 240	10	3	3	1	2	1	—	—	—	—	—	—
<b>53</b>	<b>Real estate &amp; rental &amp; leasing</b> .....	<b>205</b>	<b>976</b>	<b>4 430</b>	<b>25</b>	<b>17</b>	<b>3</b>	<b>3</b>	<b>1</b>	<b>1</b>	—	—	—	—	—	—
531	Real estate .....	157	689	3 171	18	14	1	1	1	1	—	—	—	—	—	—
<b>54</b>	<b>Professional, scientific &amp; technical services</b> .....	<b>337</b>	<b>1 990</b>	<b>8 270</b>	<b>63</b>	<b>38</b>	<b>16</b>	<b>7</b>	<b>1</b>	<b>1</b>	—	—	—	—	—	—
541	Professional, scientific & technical services .....	337	1 990	8 270	63	38	16	7	1	1	—	—	—	—	—	—
5412	Accounting, tax prep, bookkeep, payroll services .....	101	563	2 402	12	7	3	1	—	1	—	—	—	—	—	—
54121	Accounting, tax prep, bookkeep, payroll services .....	101	563	2 402	12	7	3	1	—	1	—	—	—	—	—	—
<b>55</b>	<b>Management of companies &amp; enterprises</b> .....	<b>(B)</b>	<b>(D)</b>	<b>(D)</b>	<b>3</b>	<b>1</b>	—	<b>2</b>	—	—	—	—	—	—	—	—
<b>56</b>	<b>Admin, support, waste mgt, remediation services</b> .....	<b>519</b>	<b>1 867</b>	<b>7 714</b>	<b>45</b>	<b>29</b>	<b>7</b>	<b>6</b>	<b>2</b>	—	—	1	—	—	—	—
561	Administrative & support services .....	492	1 724	7 092	40	26	6	5	2	—	—	1	—	—	—	—
5614	Business support services .....	(E)	(D)	(D)	5	3	1	—	—	—	—	1	—	—	—	—
56142	Telephone call centers .....	(E)	(D)	(D)	4	2	1	—	—	—	—	1	—	—	—	—
<b>61</b>	<b>Educational services</b> .....	<b>133</b>	<b>513</b>	<b>1 973</b>	<b>7</b>	<b>1</b>	—	<b>5</b>	<b>1</b>	—	—	—	—	—	—	—
611	Educational services .....	133	513	1 973	7	1	—	5	1	—	—	—	—	—	—	—

See footnotes at end of table.

**Table 6. Counties—Employees, Payroll, and Establishments by Industry: 2001—Con.**

[Excludes most government employees, railroad employees, and self-employed persons. Size class 1 to 4 includes establishments with payroll, but no employees, during mid-March pay period. (D) denotes figures withheld to avoid disclosing data for individual companies; the data are included in broader industry totals. Detailed industries with 100 or more employees are shown if industry was not a (D). For explanation of terms, abbreviations, and data reliability/comparability, see introductory text]

NAICS code	Industry	Number of employees for week including March 12	Payroll (\$1,000)		Total number of establishments	Number of establishments by employment-size class								
			First quarter	Annual		1 to 4	5 to 9	10 to 19	20 to 49	50 to 99	100 to 249	250 to 499	500 to 999	1,000 or more
<b>BELTRAMI—Con.</b>														
<b>62</b>	<b>Health care and social assistance . . . . .</b>	<b>2 804</b>	<b>19 020</b>	<b>78 680</b>	<b>92</b>	<b>34</b>	<b>17</b>	<b>17</b>	<b>11</b>	<b>3</b>	<b>9</b>	—	<b>1</b>	—
621	Ambulatory health care services . . . . .	833	8 593	36 857	37	14	11	8	—	1	3	—	—	—
6211	Offices of physicians . . . . .	282	4 193	18 142	8	3	3	1	—	—	1	—	—	—
62111	Offices of physicians . . . . .	282	4 193	18 142	8	3	3	1	—	—	1	—	—	—
621111	Offices of physicians (exc mental health) . . . . .	282	4 193	18 142	8	3	3	1	—	—	1	—	—	—
6214	Outpatient care centers . . . . .	(C)	(D)	(D)	4	1	—	1	—	1	1	—	—	—
62149	Other outpatient care centers . . . . .	(C)	(D)	(D)	2	—	—	—	—	1	1	—	—	—
6215	Medical & diagnostic laboratories . . . . .	(C)	(D)	(D)	1	—	—	—	—	—	1	—	—	—
62151	Medical & diagnostic laboratories . . . . .	(C)	(D)	(D)	1	—	—	—	—	—	1	—	—	—
622	Hospitals . . . . .	(F)	(D)	(D)	2	—	—	—	1	—	—	—	1	—
6221	General medical & surgical hospitals . . . . .	(F)	(D)	(D)	2	—	—	—	1	—	—	—	1	—
62211	General medical & surgical hospitals . . . . .	(F)	(D)	(D)	2	—	—	—	1	—	—	—	1	—
623	Nursing & residential care facilities . . . . .	818	3 475	13 898	24	6	1	7	5	1	4	—	—	—
6231	Nursing care facilities . . . . .	428	2 172	8 315	4	—	—	—	1	—	3	—	—	—
62311	Nursing care facilities . . . . .	428	2 172	8 315	4	—	—	—	1	—	3	—	—	—
623110	Nursing care facilities . . . . .	428	2 172	8 315	4	—	—	—	1	—	3	—	—	—
6239	Other residential care facilities . . . . .	244	863	3 631	7	1	1	2	1	1	1	—	—	—
62399	Other residential care facilities . . . . .	244	863	3 631	7	1	1	2	1	1	1	—	—	—
623990	Other residential care facilities . . . . .	244	863	3 631	7	1	1	2	1	1	1	—	—	—
624	Social assistance . . . . .	(F)	(D)	(D)	29	14	5	2	5	1	2	—	—	—
6241	Individual & family services . . . . .	224	1 010	4 624	13	6	3	1	2	—	1	—	—	—
62419	Other individual & family services . . . . .	147	624	2 829	8	5	1	—	1	—	1	—	—	—
624190	Other individual & family services . . . . .	147	624	2 829	8	5	1	—	1	—	1	—	—	—
6243	Vocational rehabilitation services . . . . .	(C)	(D)	(D)	2	—	—	—	—	1	1	—	—	—
62431	Vocational rehabilitation services . . . . .	(C)	(D)	(D)	2	—	—	—	—	1	1	—	—	—
<b>71</b>	<b>Arts, entertainment &amp; recreation . . . . .</b>	<b>292</b>	<b>1 052</b>	<b>5 379</b>	<b>25</b>	<b>13</b>	<b>6</b>	<b>3</b>	<b>2</b>	—	<b>1</b>	—	—	—
713	Amusement, gambling & recreation industries . . . . .	267	975	5 032	18	9	3	3	2	—	1	—	—	—
7132	Gambling industries . . . . .	(C)	(D)	(D)	1	—	—	—	—	—	1	—	—	—
71329	Other gambling industries . . . . .	(C)	(D)	(D)	1	—	—	—	—	—	1	—	—	—
7139	Other amusement & recreation industries . . . . .	(C)	(D)	(D)	15	8	2	3	2	—	—	—	—	—
<b>72</b>	<b>Accommodation &amp; food services . . . . .</b>	<b>1 498</b>	<b>3 062</b>	<b>13 561</b>	<b>91</b>	<b>35</b>	<b>11</b>	<b>20</b>	<b>17</b>	<b>7</b>	<b>1</b>	—	—	—
721	Accommodation . . . . .	244	623	2 945	23	14	—	6	2	1	—	—	—	—
7211	Traveler accommodation . . . . .	231	584	2 716	19	11	—	5	2	1	—	—	—	—
72111	Hotels (exc casino hotels) & motels . . . . .	229	571	2 614	13	5	—	5	2	1	—	—	—	—
721110	Hotels (exc casino hotels) & motels . . . . .	229	571	2 614	13	5	—	5	2	1	—	—	—	—
722	Food services & drinking places . . . . .	1 254	2 439	10 616	68	21	11	14	15	6	1	—	—	—
7221	Full-service restaurants . . . . .	675	1 369	6 069	25	4	2	6	9	4	—	—	—	—
72211	Full-service restaurants . . . . .	675	1 369	6 069	25	4	2	6	9	4	—	—	—	—
722110	Full-service restaurants . . . . .	675	1 369	6 069	25	4	2	6	9	4	—	—	—	—
7222	Limited-service eating places . . . . .	342	656	2 941	22	7	4	4	5	2	—	—	—	—
72221	Limited-service eating places . . . . .	342	656	2 941	22	7	4	4	5	2	—	—	—	—
722211	Limited-service restaurants . . . . .	298	575	2 550	18	6	3	3	4	2	—	—	—	—
7223	Special food services . . . . .	161	273	975	8	3	3	—	1	—	1	—	—	—
72231	Food service contractors . . . . .	(C)	(D)	(D)	5	1	2	—	1	—	1	—	—	—
<b>81</b>	<b>Other services (except public administration) . . . . .</b>	<b>746</b>	<b>2 815</b>	<b>12 267</b>	<b>114</b>	<b>65</b>	<b>29</b>	<b>15</b>	<b>4</b>	—	<b>1</b>	—	—	—
811	Repair & maintenance . . . . .	201	1 039	4 570	40	26	5	9	—	—	—	—	—	—
8111	Automotive repair & maintenance . . . . .	149	669	2 742	29	19	3	7	—	—	—	—	—	—
812	Personal & laundry services . . . . .	189	662	3 036	30	13	13	3	1	—	—	—	—	—
813	Religious, grantmaking, civic, prof & like organizations . . . . .	356	1 114	4 661	44	26	11	3	3	—	1	—	—	—
8131	Religious organizations . . . . .	260	777	3 180	25	14	7	1	2	—	1	—	—	—
81311	Religious organizations . . . . .	260	777	3 180	25	14	7	1	2	—	1	—	—	—
813110	Religious organizations . . . . .	260	777	3 180	25	14	7	1	2	—	1	—	—	—
<b>95</b>	<b>Auxiliaries (exc corporate, subsidiary &amp; regional mgt) . . . . .</b>	<b>(B)</b>	<b>(D)</b>	<b>(D)</b>	<b>1</b>	—	—	—	<b>1</b>	—	—	—	—	—
<b>99</b>	<b>Unclassified establishments . . . . .</b>	<b>23</b>	<b>39</b>	<b>138</b>	<b>13</b>	<b>10</b>	<b>3</b>	—	—	—	—	—	—	—
<b>BENTON</b>														
	<b>Total . . . . .</b>	<b>10 440</b>	<b>62 392</b>	<b>287 889</b>	<b>766</b>	<b>384</b>	<b>145</b>	<b>114</b>	<b>83</b>	<b>23</b>	<b>13</b>	<b>4</b>	—	—
<b>11</b>	<b>Forestry, fishing, hunting, and agriculture support . . . . .</b>	<b>(A)</b>	<b>(D)</b>	<b>(D)</b>	<b>1</b>	<b>1</b>	—	—	—	—	—	—	—	—

See footnotes at end of table.

Table 6. Counties—Employees, Payroll, and Establishments by Industry: 2001—Con.

[Excludes most government employees, railroad employees, and self-employed persons. Size class 1 to 4 includes establishments with payroll, but no employees, during mid-March pay period. (D) denotes figures withheld to avoid disclosing data for individual companies; the data are included in broader industry totals. Detailed industries with 100 or more employees are shown if industry was not a (D). For explanation of terms, abbreviations, and data reliability/comparability, see introductory text]

NAICS code	Industry	Number of employees for week including March 12	Payroll (\$1,000)		Total number of establishments	Number of establishments by employment-size class								
			First quarter	Annual		1 to 4	5 to 9	10 to 19	20 to 49	50 to 99	100 to 249	250 to 499	500 to 999	1,000 or more
<b>BENTON—Con.</b>														
<b>23</b>	<b>Construction</b>	<b>958</b>	<b>6 943</b>	<b>54 161</b>	<b>164</b>	<b>102</b>	<b>35</b>	<b>15</b>	<b>11</b>	<b>1</b>	—	—	—	—
233	Building, developing & general contracting	(E)	(D)	(D)	53	26	18	6	3	—	—	—	—	—
2332	Residential building construction	(C)	(D)	(D)	38	21	14	2	1	—	—	—	—	—
23321	Single-family housing construction	129	630	3 221	33	20	11	2	—	—	—	—	—	—
233210	Single-family housing construction	129	630	3 221	33	20	11	2	—	—	—	—	—	—
2333	Nonresidential building construction	128	1 270	4 589	13	3	4	4	2	—	—	—	—	—
23332	Commercial & institutional bldg construction	128	1 270	4 589	13	3	4	4	2	—	—	—	—	—
233320	Commercial & institutional bldg construction	128	1 270	4 589	13	3	4	4	2	—	—	—	—	—
235	Special trade contractors	611	4 382	26 853	103	69	17	9	7	1	—	—	—	—
2351	Plumbing, heating & AC contractor	236	2 184	10 604	18	8	3	4	2	1	—	—	—	—
23511	Plumbing, heating & AC contractor	236	2 184	10 604	18	8	3	4	2	1	—	—	—	—
235110	Plumbing, heating & AC contractor	236	2 184	10 604	18	8	3	4	2	1	—	—	—	—
2356	Roofing, siding, & sheet metal contractors	104	743	3 532	10	6	—	2	2	—	—	—	—	—
23561	Roofing, siding, & sheet metal contractors	104	743	3 532	10	6	—	2	2	—	—	—	—	—
235610	Roofing, siding, & sheet metal contractors	104	743	3 532	10	6	—	2	2	—	—	—	—	—
<b>31-33</b>	<b>Manufacturing</b>	<b>2 612</b>	<b>19 625</b>	<b>78 635</b>	<b>58</b>	<b>12</b>	<b>11</b>	<b>8</b>	<b>14</b>	<b>7</b>	<b>3</b>	<b>3</b>	—	—
311	Food mfg	(F)	(D)	(D)	5	—	2	1	—	1	—	1	—	—
3118	Bakeries & tortilla mfg	(E)	(D)	(D)	2	—	—	1	—	—	—	1	—	—
31181	Bread & bakery product mfg	(E)	(D)	(D)	2	—	—	1	—	—	—	1	—	—
327	Nonmetallic mineral product mfg	139	720	3 280	4	—	—	—	3	1	—	—	—	—
332	Fabricated metal product mfg	209	1 404	6 117	10	3	2	1	3	1	—	—	—	—
3323	Architectural & structural metals mfg	146	1 001	4 349	4	1	—	—	2	1	—	—	—	—
33232	Ornamental & architectural metal prod mfg	(C)	(D)	(D)	3	1	—	—	1	1	—	—	—	—
333	Machinery mfg	(E)	(D)	(D)	2	—	—	1	—	—	—	1	—	—
3332	Industrial machinery mfg	(E)	(D)	(D)	1	—	—	—	—	—	—	1	—	—
33321	Sawmill & woodworking machinery mfg	(E)	(D)	(D)	1	—	—	—	—	—	—	1	—	—
337	Furniture & related product mfg	363	2 256	10 074	13	4	1	3	3	1	1	—	—	—
3371	HH & institutional furniture & kitchen cabinet mfg	(E)	(D)	(D)	11	4	1	2	2	1	1	—	—	—
33711	Wood kitchen cabinet & countertop mfg	277	1 787	7 763	8	2	1	1	2	1	1	—	—	—
337110	Wood kitchen cabinet & countertop mfg	277	1 787	7 763	8	2	1	1	2	1	1	—	—	—
339	Miscellaneous mfg	712	5 246	20 350	6	1	1	—	1	—	2	1	—	—
3391	Medical equipment & supplies mfg	(F)	(D)	(D)	3	—	—	—	—	—	2	1	—	—
33911	Medical equipment & supplies mfg	(F)	(D)	(D)	3	—	—	—	—	—	2	1	—	—
<b>42</b>	<b>Wholesale trade</b>	<b>1 146</b>	<b>8 784</b>	<b>34 361</b>	<b>51</b>	<b>21</b>	<b>6</b>	<b>10</b>	<b>8</b>	<b>3</b>	<b>3</b>	—	—	—
421	Wholesale trade, durable goods	737	5 977	22 364	39	17	3	9	6	2	2	—	—	—
4211	Motor vehicle, motor vehicle pt & supply whsle	140	1 168	4 593	11	6	1	3	—	1	—	—	—	—
42111	Automobile & other motor vehicle whsle	110	1 045	3 991	4	1	—	2	—	1	—	—	—	—
421110	Automobile & other motor vehicle whsle	110	1 045	3 991	4	1	—	2	—	1	—	—	—	—
4213	Lumber & other construction materials whsle	(C)	(D)	(D)	2	—	—	—	1	—	1	—	—	—
42131	Lumber, plywood, millwork & wood panel whsle	(C)	(D)	(D)	2	—	—	—	1	—	1	—	—	—
4218	Machinery, equipment & supplies whsle	105	1 042	4 225	9	2	2	3	2	—	—	—	—	—
4219	Miscellaneous durable goods whsle	185	1 225	4 461	8	4	—	2	1	—	1	—	—	—
42191	Sporting & recreational goods & supply whsle	(C)	(D)	(D)	2	1	—	—	—	—	1	—	—	—
422	Wholesale trade, nondurable goods	409	2 807	11 997	12	4	3	1	2	1	1	—	—	—
4224	Grocery & related product whsle	(E)	(D)	(D)	4	1	1	—	1	—	1	—	—	—
42243	Dairy product (exc dried or canned) whsle	(C)	(D)	(D)	1	—	—	—	—	—	1	—	—	—
<b>44-45</b>	<b>Retail trade</b>	<b>1 631</b>	<b>7 712</b>	<b>35 794</b>	<b>113</b>	<b>46</b>	<b>19</b>	<b>31</b>	<b>12</b>	<b>2</b>	<b>3</b>	—	—	—
441	Motor vehicle & parts dealers	108	540	2 654	13	7	2	2	2	—	—	—	—	—
444	Bldg material & garden equip & supp dealers	157	847	3 828	16	6	3	3	4	—	—	—	—	—
4441	Building material & supplies dealers	(C)	(D)	(D)	12	3	3	3	3	—	—	—	—	—
44419	Other building material dealers	105	677	2 956	10	3	3	1	3	—	—	—	—	—
444190	Other building material dealers	105	677	2 956	10	3	3	1	3	—	—	—	—	—
445	Food & beverage stores	421	1 367	5 394	17	7	3	5	—	1	1	—	—	—
4451	Grocery stores	(E)	(D)	(D)	3	—	1	1	—	—	1	—	—	—
44511	Grocery (except convenience) stores	(E)	(D)	(D)	3	—	1	1	—	—	1	—	—	—
4453	Beer, wine & liquor stores	146	525	2 024	10	5	1	3	—	1	—	—	—	—
44531	Beer, wine & liquor stores	146	525	2 024	10	5	1	3	—	1	—	—	—	—
445310	Beer, wine & liquor stores	146	525	2 024	10	5	1	3	—	1	—	—	—	—
446	Health & personal care stores	107	454	1 807	5	—	1	1	3	—	—	—	—	—
4461	Health & personal care stores	107	454	1 807	5	—	1	1	3	—	—	—	—	—
44611	Pharmacies & drug stores	(C)	(D)	(D)	4	—	—	1	3	—	—	—	—	—
447	Gasoline stations	183	548	2 341	17	3	2	11	1	—	—	—	—	—
4471	Gasoline stations	183	548	2 341	17	3	2	11	1	—	—	—	—	—
44711	Gasoline stations with convenience stores	142	402	1 722	11	—	2	8	1	—	—	—	—	—
447110	Gasoline stations with convenience stores	142	402	1 722	11	—	2	8	1	—	—	—	—	—
452	General merchandise stores	310	1 314	5 373	4	—	—	1	1	—	2	—	—	—
4521	Department stores	(E)	(D)	(D)	2	—	—	—	—	—	2	—	—	—
45211	Department stores	(E)	(D)	(D)	2	—	—	—	—	—	2	—	—	—
454	Nonstore retailers	130	1 828	10 621	8	3	2	2	—	1	—	—	—	—
4543	Direct selling establishments	(C)	(D)	(D)	7	2	2	2	—	1	—	—	—	—
45439	Other direct selling establishments	(C)	(D)	(D)	3	—	—	2	—	1	—	—	—	—

See footnotes at end of table.

**Table 6. Counties—Employees, Payroll, and Establishments by Industry: 2001—Con.**

[Excludes most government employees, railroad employees, and self-employed persons. Size class 1 to 4 includes establishments with payroll, but no employees, during mid-March pay period. (D) denotes figures withheld to avoid disclosing data for individual companies; the data are included in broader industry totals. Detailed industries with 100 or more employees are shown if industry was not a (D). For explanation of terms, abbreviations, and data reliability/comparability, see introductory text]

NAICS code	Industry	Number of employees for week including March 12	Payroll (\$1,000)		Total number of establishments	Number of establishments by employment-size class								
			First quarter	Annual		1 to 4	5 to 9	10 to 19	20 to 49	50 to 99	100 to 249	250 to 499	500 to 999	1,000 or more
<b>BENTON—Con.</b>														
<b>48-49</b>	<b>Transportation &amp; warehousing</b> .....	<b>281</b>	<b>1 824</b>	<b>8 467</b>	<b>34</b>	<b>24</b>	<b>1</b>	<b>3</b>	<b>5</b>	<b>1</b>	—	—	—	—
484	Truck transportation .....	150	1 038	4 990	27	20	1	3	3	—	—	—	—	—
<b>51</b>	<b>Information</b> .....	<b>194</b>	<b>1 408</b>	<b>6 100</b>	<b>12</b>	<b>5</b>	<b>1</b>	<b>2</b>	<b>3</b>	<b>1</b>	—	—	—	—
513	Broadcasting & telecommunications .....	(C)	(D)	(D)	7	2	—	1	3	1	—	—	—	—
5131	Radio & television broadcasting .....	(C)	(D)	(D)	4	1	—	—	2	1	—	—	—	—
51311	Radio broadcasting .....	(C)	(D)	(D)	4	1	—	—	2	1	—	—	—	—
<b>52</b>	<b>Finance &amp; insurance</b> .....	<b>130</b>	<b>791</b>	<b>3 615</b>	<b>31</b>	<b>24</b>	<b>4</b>	<b>2</b>	<b>1</b>	—	—	—	—	—
<b>53</b>	<b>Real estate &amp; rental &amp; leasing</b> .....	<b>175</b>	<b>744</b>	<b>3 165</b>	<b>18</b>	<b>11</b>	<b>4</b>	<b>2</b>	—	—	<b>1</b>	—	—	—
531	Real estate .....	145	657	2 763	14	10	2	1	—	—	1	—	—	—
5313	Activities related to real estate .....	(C)	(D)	(D)	6	5	—	—	—	—	1	—	—	—
53131	Real estate property managers .....	(C)	(D)	(D)	4	3	—	—	—	—	1	—	—	—
<b>54</b>	<b>Professional, scientific &amp; technical services</b> .....	<b>156</b>	<b>1 282</b>	<b>5 655</b>	<b>33</b>	<b>22</b>	<b>7</b>	<b>1</b>	<b>3</b>	—	—	—	—	—
541	Professional, scientific & technical services .....	156	1 282	5 655	33	22	7	1	3	—	—	—	—	—
<b>55</b>	<b>Management of companies &amp; enterprises</b> .....	<b>323</b>	<b>2 935</b>	<b>11 474</b>	<b>4</b>	—	<b>2</b>	—	<b>1</b>	—	—	<b>1</b>	—	—
551	Management of companies & enterprises .....	323	2 935	11 474	4	—	2	—	1	—	—	1	—	—
5511	Management of companies & enterprises .....	323	2 935	11 474	4	—	2	—	1	—	—	1	—	—
55111	Management of companies & enterprises .....	323	2 935	11 474	4	—	2	—	1	—	—	1	—	—
551114	Corp. subsidiary & regional managing offices .....	323	2 935	11 474	4	—	2	—	1	—	—	1	—	—
<b>56</b>	<b>Admin. support, waste mgt, remediation services</b> .....	<b>374</b>	<b>2 406</b>	<b>12 349</b>	<b>35</b>	<b>21</b>	<b>4</b>	<b>5</b>	<b>4</b>	<b>1</b>	—	—	—	—
561	Administrative & support services .....	292	1 695	8 763	30	20	2	5	2	1	—	—	—	—
5614	Business support services .....	143	1 024	5 457	5	2	—	1	1	1	—	—	—	—
<b>61</b>	<b>Educational services</b> .....	<b>(B)</b>	<b>(D)</b>	<b>(D)</b>	<b>3</b>	—	<b>2</b>	—	—	<b>1</b>	—	—	—	—
<b>62</b>	<b>Health care and social assistance</b> .....	<b>667</b>	<b>3 208</b>	<b>13 475</b>	<b>44</b>	<b>17</b>	<b>11</b>	<b>9</b>	<b>5</b>	—	<b>2</b>	—	—	—
621	Ambulatory health care services .....	121	1 022	4 776	17	7	5	4	1	—	—	—	—	—
623	Nursing & residential care facilities .....	493	1 957	7 750	16	2	5	4	3	—	2	—	—	—
6231	Nursing care facilities .....	(C)	(D)	(D)	1	—	—	—	—	—	1	—	—	—
62311	Nursing care facilities .....	(C)	(D)	(D)	1	—	—	—	—	—	1	—	—	—
6232	Residential mental retardation, health facil .....	(C)	(D)	(D)	9	2	3	3	—	—	1	—	—	—
62321	Residential mental retardation facilities .....	152	544	2 452	8	2	3	2	—	—	1	—	—	—
623210	Residential mental retardation facilities .....	152	544	2 452	8	2	3	2	—	—	1	—	—	—
6233	Community care facilities for the elderly .....	(C)	(D)	(D)	5	—	1	1	3	—	—	—	—	—
62331	Community care facilities for the elderly .....	(C)	(D)	(D)	5	—	1	1	3	—	—	—	—	—
623312	Homes for the elderly .....	107	315	1 117	4	—	—	1	3	—	—	—	—	—
<b>71</b>	<b>Arts, entertainment &amp; recreation</b> .....	<b>(B)</b>	<b>(D)</b>	<b>(D)</b>	<b>10</b>	<b>8</b>	<b>2</b>	—	—	—	—	—	—	—
<b>72</b>	<b>Accommodation &amp; food services</b> .....	<b>1 064</b>	<b>1 932</b>	<b>8 330</b>	<b>52</b>	<b>11</b>	<b>10</b>	<b>15</b>	<b>9</b>	<b>6</b>	<b>1</b>	—	—	—
721	Accommodation .....	165	288	1 226	7	2	—	4	—	—	1	—	—	—
7211	Traveler accommodation .....	(C)	(D)	(D)	4	1	—	2	—	—	1	—	—	—
72111	Hotels (exc casino hotels) & motels .....	(C)	(D)	(D)	4	1	—	2	—	—	1	—	—	—
722	Food services & drinking places .....	899	1 644	7 104	45	9	10	11	9	6	—	—	—	—
7221	Full-service restaurants .....	395	807	3 197	13	1	1	2	6	3	—	—	—	—
72211	Full-service restaurants .....	395	807	3 197	13	1	1	2	6	3	—	—	—	—
722110	Full-service restaurants .....	395	807	3 197	13	1	1	2	6	3	—	—	—	—
7222	Limited-service eating places .....	460	761	3 386	21	1	6	8	3	3	—	—	—	—
72221	Limited-service eating places .....	460	761	3 386	21	1	6	8	3	3	—	—	—	—
<b>81</b>	<b>Other services (except public administration)</b> .....	<b>628</b>	<b>2 184</b>	<b>9 418</b>	<b>96</b>	<b>53</b>	<b>25</b>	<b>11</b>	<b>7</b>	—	—	—	—	—
811	Repair & maintenance .....	194	1 073	4 645	40	26	9	4	1	—	—	—	—	—
8111	Automotive repair & maintenance .....	152	904	3 952	31	20	7	3	1	—	—	—	—	—
81111	Automotive mechanical & electrical R&M .....	104	690	3 061	18	11	5	1	1	—	—	—	—	—
813	Religious, grantmaking, civic, prof & like organizations .....	372	904	3 813	42	20	11	5	6	—	—	—	—	—
8131	Religious organizations .....	223	620	2 601	26	16	5	1	4	—	—	—	—	—
81311	Religious organizations .....	223	620	2 601	26	16	5	1	4	—	—	—	—	—
813110	Religious organizations .....	223	620	2 601	26	16	5	1	4	—	—	—	—	—
8134	Civic & social organizations .....	111	201	851	10	1	4	4	1	—	—	—	—	—
81341	Civic & social organizations .....	111	201	851	10	1	4	4	1	—	—	—	—	—
813410	Civic & social organizations .....	111	201	851	10	1	4	4	1	—	—	—	—	—
<b>95</b>	<b>Auxiliaries (exc corporate, subsidiary &amp; regional mgt)</b> .....	<b>(A)</b>	<b>(D)</b>	<b>(D)</b>	<b>2</b>	<b>2</b>	—	—	—	—	—	—	—	—
<b>99</b>	<b>Unclassified establishments</b> .....	<b>(A)</b>	<b>(D)</b>	<b>(D)</b>	<b>5</b>	<b>4</b>	<b>1</b>	—	—	—	—	—	—	—

See footnotes at end of table.

**Table 6. Counties—Employees, Payroll, and Establishments by Industry: 2001—Con.**

[Excludes most government employees, railroad employees, and self-employed persons. Size class 1 to 4 includes establishments with payroll, but no employees, during mid-March pay period. (D) denotes figures withheld to avoid disclosing data for individual companies; the data are included in broader industry totals. Detailed industries with 100 or more employees are shown if industry was not a (D). For explanation of terms, abbreviations, and data reliability/comparability, see introductory text]

NAICS code	Industry	Number of employees for week including March 12	Payroll (\$1,000)		Total number of establishments	Number of establishments by employment-size class								
			First quarter	Annual		1 to 4	5 to 9	10 to 19	20 to 49	50 to 99	100 to 249	250 to 499	500 to 999	1,000 or more
<b>BIG STONE</b>														
	<b>Total</b> .....	<b>1 492</b>	<b>5 796</b>	<b>25 566</b>	<b>186</b>	<b>115</b>	<b>43</b>	<b>11</b>	<b>11</b>	<b>4</b>	<b>2</b>	-	-	-
11	Forestry, fishing, hunting, and agriculture support .....	(A)	(D)	(D)	1	-	1	-	-	-	-	-	-	-
21	Mining .....	(A)	(D)	(D)	1	-	-	1	-	-	-	-	-	-
23	Construction .....	112	620	3 337	21	17	2	-	2	-	-	-	-	-
31-33	Manufacturing .....	61	151	535	8	6	1	-	1	-	-	-	-	-
42	Wholesale trade .....	128	768	3 015	13	6	5	1	-	1	-	-	-	-
44-45	Retail trade .....	337	1 054	4 584	34	15	11	5	-	3	-	-	-	-
445	Food & beverage stores .....	119	324	1 364	5	1	2	-	-	2	-	-	-	-
48-49	Transportation & warehousing .....	22	109	506	10	8	2	-	-	-	-	-	-	-
51	Information .....	(B)	(D)	(D)	2	1	-	-	1	-	-	-	-	-
52	Finance & insurance .....	99	592	2 528	16	9	4	1	2	-	-	-	-	-
53	Real estate & rental & leasing .....	13	23	92	5	4	1	-	-	-	-	-	-	-
54	Professional, scientific & technical services .....	(B)	(D)	(D)	8	6	2	-	-	-	-	-	-	-
56	Admin, support, waste mgt, remediation services .....	(A)	(D)	(D)	2	2	-	-	-	-	-	-	-	-
62	Health care and social assistance .....	464	1 830	7 787	12	3	2	1	4	-	2	-	-	-
622	Hospitals .....	(E)	(D)	(D)	2	-	-	-	-	-	2	-	-	-
62211	General medical & surgical hospitals .....	(E)	(D)	(D)	2	-	-	-	-	-	2	-	-	-
62211	General medical & surgical hospitals .....	(E)	(D)	(D)	2	-	-	-	-	-	2	-	-	-
71	Arts, entertainment & recreation .....	(A)	(D)	(D)	2	1	1	-	-	-	-	-	-	-
72	Accommodation & food services .....	85	94	468	14	9	2	2	1	-	-	-	-	-
81	Other services (except public administration) .....	96	190	836	35	26	9	-	-	-	-	-	-	-
99	Unclassified establishments .....	(A)	(D)	(D)	2	2	-	-	-	-	-	-	-	-
<b>BLUE EARTH</b>														
	<b>Total</b> .....	<b>28 252</b>	<b>160 610</b>	<b>691 050</b>	<b>1 700</b>	<b>788</b>	<b>360</b>	<b>263</b>	<b>167</b>	<b>67</b>	<b>47</b>	<b>6</b>	<b>1</b>	<b>1</b>
11	Forestry, fishing, hunting, and agriculture support .....	73	340	1 569	9	6	2	-	-	1	-	-	-	-
21	Mining .....	(A)	(D)	(D)	1	1	-	-	-	-	-	-	-	-
22	Utilities .....	179	2 597	9 302	5	1	-	-	3	1	-	-	-	-
221	Utilities .....	179	2 597	9 302	5	1	-	-	3	1	-	-	-	-
23	Construction .....	955	6 856	47 260	171	118	31	14	4	4	-	-	-	-
233	Building, developing & general contracting .....	182	1 207	8 100	41	31	4	5	-	1	-	-	-	-
2333	Nonresidential building construction .....	116	938	6 405	12	6	1	4	-	1	-	-	-	-
23332	Commercial & institutional bldg construction ..	(C)	(D)	(D)	11	6	1	3	-	1	-	-	-	-
234	Heavy construction .....	138	1 124	13 890	14	11	-	2	-	1	-	-	-	-
235	Special trade contractors .....	635	4 525	25 270	116	76	27	7	4	2	-	-	-	-
2351	Plumbing, heating & AC contractor .....	178	1 563	8 118	20	14	2	2	1	1	-	-	-	-
23511	Plumbing, heating & AC contractor .....	178	1 563	8 118	20	14	2	2	1	1	-	-	-	-
235110	Plumbing, heating & AC contractor .....	178	1 563	8 118	20	14	2	2	1	1	-	-	-	-
2353	Electrical contractors .....	127	1 043	4 522	26	18	5	1	2	-	-	-	-	-
23531	Electrical contractors .....	127	1 043	4 522	26	18	5	1	2	-	-	-	-	-
235310	Electrical contractors .....	127	1 043	4 522	26	18	5	1	2	-	-	-	-	-
2356	Roofing, siding, & sheet metal contractors .....	130	970	5 764	8	3	2	1	1	1	-	-	-	-
23561	Roofing, siding, & sheet metal contractors ..	130	970	5 764	8	3	2	1	1	1	-	-	-	-
235610	Roofing, siding, & sheet metal contractors ..	130	970	5 764	8	3	2	1	1	1	-	-	-	-
31-33	Manufacturing .....	4 144	34 489	139 147	75	14	11	10	13	10	16	1	-	-
311	Food mfg .....	783	7 659	32 459	14	2	1	2	3	4	2	-	-	-
3111	Animal food mfg .....	(C)	(D)	(D)	4	-	-	1	-	3	-	-	-	-
31111	Animal food mfg .....	(C)	(D)	(D)	4	-	-	1	-	3	-	-	-	-
3112	Grain & oilseed milling .....	340	3 873	16 107	6	-	1	1	3	-	1	-	-	-
31122	Starch & vegetable fats & oils mfg .....	(E)	(D)	(D)	4	-	-	1	2	-	1	-	-	-
3119	Other food mfg .....	(C)	(D)	(D)	1	-	-	-	-	-	1	-	-	-
31199	All other food mfg .....	(C)	(D)	(D)	1	-	-	-	-	-	1	-	-	-
323	Printing & related support activities .....	248	1 377	6 124	7	2	2	-	1	1	1	-	-	-
3231	Printing & related support activities .....	248	1 377	6 124	7	2	2	-	1	1	1	-	-	-
32311	Printing .....	248	1 377	6 124	7	2	2	-	1	1	1	-	-	-
323110	Commercial lithographic printing .....	233	1 329	5 927	3	-	-	-	1	1	1	-	-	-
326	Plastics & rubber products mfg .....	420	3 811	14 682	6	1	-	1	1	1	2	-	-	-
3261	Plastics product mfg .....	420	3 811	14 682	6	1	-	1	1	1	2	-	-	-
32611	Unsupported plastics film, sheet, & bag mfg ..	(E)	(D)	(D)	4	-	-	1	1	1	1	-	-	-
32619	Other plastics product mfg .....	(C)	(D)	(D)	2	1	-	-	-	-	1	-	-	-
332	Fabricated metal product mfg .....	409	3 551	14 329	13	3	3	2	2	1	2	-	-	-
3323	Architectural & structural metals mfg .....	143	1 280	5 236	4	1	1	1	-	-	1	-	-	-
33232	Ornamental & architectural metal prod mfg ...	(C)	(D)	(D)	2	1	-	-	-	-	1	-	-	-
3324	Boiler, tank & shipping container mfg .....	(C)	(D)	(D)	1	-	-	-	-	-	1	-	-	-
33243	Light gauge metal container mfg .....	(C)	(D)	(D)	1	-	-	-	-	-	1	-	-	-

See footnotes at end of table.

**Table 6. Counties—Employees, Payroll, and Establishments by Industry: 2001—Con.**

[Excludes most government employees, railroad employees, and self-employed persons. Size class 1 to 4 includes establishments with payroll, but no employees, during mid-March pay period. (D) denotes figures withheld to avoid disclosing data for individual companies; the data are included in broader industry totals. Detailed industries with 100 or more employees are shown if industry was not a (D). For explanation of terms, abbreviations, and data reliability/comparability, see introductory text]

NAICS code	Industry	Number of employees for week including March 12	Payroll (\$1,000)		Total number of establishments	Number of establishments by employment-size class																				
			First quarter	Annual		1 to 4	5 to 9	10 to 19	20 to 49	50 to 99	100 to 249	250 to 499	500 to 999	1,000 or more												
<b>BLUE EARTH—Con.</b>																										
<b>31-33 Manufacturing—Con.</b>																										
333	Machinery mfg .....	815	7 062	27 624	8	—	1	1	1	—	5	—	—	—												
3331	Ag, construction & mining machinery mfg .....	(C)	(D)	(D)	2	—	—	—	1	—	1	—	—	—												
33311	Agricultural implement mfg .....	(C)	(D)	(D)	2	—	—	—	1	—	1	—	—	—												
3332	Industrial machinery mfg .....	(C)	(D)	(D)	2	—	—	1	—	—	1	—	—	—												
33329	Other industrial machinery mfg .....	(C)	(D)	(D)	2	—	—	1	—	—	1	—	—	—												
3339	Other general purpose machinery mfg .....	464	4 586	18 088	4	—	1	—	—	—	3	—	—	—												
33392	Material handling equipment mfg .....	(E)	(D)	(D)	2	—	—	—	—	—	2	—	—	—												
33399	All other general purpose machinery mfg .....	(C)	(D)	(D)	2	—	1	—	—	—	1	—	—	—												
334	Computer & electronic product mfg .....	351	2 611	8 983	3	—	—	—	1	—	2	—	—	—												
3344	Semiconductor & oth electronic component mfg .....	(C)	(D)	(D)	2	—	—	—	1	—	1	—	—	—												
33441	Semiconductor & oth electronic component mfg .....	(C)	(D)	(D)	2	—	—	—	1	—	1	—	—	—												
3345	Nav, measuring, medical, control instruments mfg .....	(C)	(D)	(D)	1	—	—	—	—	—	1	—	—	—												
33451	Nav, measuring, medical, control instruments mfg .....	(C)	(D)	(D)	1	—	—	—	—	—	1	—	—	—												
335	Electrical equip, appliance & component mfg .....	(C)	(D)	(D)	2	—	—	—	1	—	1	—	—	—												
3353	Electrical equipment mfg .....	(C)	(D)	(D)	2	—	—	—	1	—	1	—	—	—												
33531	Electrical equipment mfg .....	(C)	(D)	(D)	2	—	—	—	1	—	1	—	—	—												
336	Transportation equipment mfg .....	(E)	(D)	(D)	1	—	—	—	—	—	—	—	1	—												
3363	Motor vehicle parts mfg .....	(E)	(D)	(D)	1	—	—	—	—	—	—	—	1	—												
33634	Motor vehicle brake system mfg .....	(E)	(D)	(D)	1	—	—	—	—	—	—	—	1	—												
339	Miscellaneous mfg .....	372	2 211	9 312	7	3	—	1	—	2	1	—	—	—												
3391	Medical equipment & supplies mfg .....	(C)	(D)	(D)	3	1	—	—	—	2	—	—	—	—												
33911	Medical equipment & supplies mfg .....	(C)	(D)	(D)	3	1	—	—	—	2	—	—	—	—												
3399	Other miscellaneous mfg .....	(C)	(D)	(D)	4	2	—	1	—	—	1	—	—	—												
33992	Sporting & athletic goods mfg .....	(C)	(D)	(D)	2	—	—	1	—	—	1	—	—	—												
<b>42</b>	<b>Wholesale trade .....</b>	<b>1 397</b>	<b>10 481</b>	<b>45 016</b>	<b>104</b>	<b>43</b>	<b>31</b>	<b>13</b>	<b>8</b>	<b>8</b>	<b>1</b>	—	—	—												
421	Wholesale trade, durable goods .....	698	5 588	23 854	57	23	17	9	5	2	1	—	—	—												
4211	Motor vehicle, motor vehicle pt & supply whsle . . .	254	2 083	8 256	15	6	4	2	1	2	—	—	—	—												
42111	Automobile & other motor vehicle whsle . . . . .	196	1 798	7 068	5	1	—	1	1	2	—	—	—	—												
421110	Automobile & other motor vehicle whsle . . .	196	1 798	7 068	5	1	—	1	1	2	—	—	—	—												
4218	Machinery, equipment & supplies whsle .....	177	1 468	6 848	19	6	7	4	2	—	—	—	—	—												
4219	Miscellaneous durable goods whsle .....	(C)	(D)	(D)	4	1	1	—	1	—	1	—	—	—												
42199	Other miscellaneous durable goods whsle . . .	(C)	(D)	(D)	2	—	1	—	—	—	1	—	—	—												
422	Wholesale trade, nondurable goods .....	699	4 893	21 162	47	20	14	4	3	6	—	—	—	—												
4224	Grocery & related product whsle .....	162	1 166	4 984	6	2	2	—	—	2	—	—	—	—												
4229	Miscellaneous nondurable goods whsle .....	303	1 882	7 819	15	4	5	2	2	2	—	—	—	—												
42291	Farm supplies whsle .....	121	775	3 395	9	2	3	2	2	—	—	—	—	—												
422910	Farm supplies whsle .....	121	775	3 395	9	2	3	2	2	—	—	—	—	—												
<b>44-45</b>	<b>Retail trade .....</b>	<b>5 897</b>	<b>25 224</b>	<b>102 365</b>	<b>347</b>	<b>121</b>	<b>87</b>	<b>87</b>	<b>28</b>	<b>11</b>	<b>11</b>	<b>2</b>	—	—												
441	Motor vehicle & parts dealers .....	648	4 456	18 216	39	14	9	7	4	5	—	—	—	—												
4411	Automobile dealers .....	323	2 477	10 401	12	4	2	1	1	4	—	—	—	—												
44111	New car dealers .....	290	2 231	9 557	6	—	1	—	1	4	—	—	—	—												
441110	New car dealers .....	290	2 231	9 557	6	—	1	—	1	4	—	—	—	—												
4413	Automotive parts, accessories & tire stores .....	299	1 872	7 164	19	4	6	5	3	1	—	—	—	—												
44131	Automotive parts, accessories & tire stores . . .	174	1 185	4 278	11	2	3	4	1	1	—	—	—	—												
441310	Automotive parts, accessories & tire stores . .	174	1 185	4 278	11	2	3	4	1	1	—	—	—	—												
44132	Tire dealers .....	125	687	2 886	8	2	3	1	2	—	—	—	—	—												
441320	Tire dealers .....	125	687	2 886	8	2	3	1	2	—	—	—	—	—												
442	Furniture & home furnishing stores .....	(C)	(D)	(D)	19	9	7	2	1	—	—	—	—	—												
443	Electronics & appliance stores .....	260	1 547	5 847	22	11	3	6	1	—	1	—	—	—												
4431	Electronics & appliance stores .....	260	1 547	5 847	22	11	3	6	1	—	1	—	—	—												
44311	Appliance, TV & all other electronics stores . .	223	1 420	5 380	16	8	2	4	1	—	1	—	—	—												
443112	Radio, television & other electronics stores .	179	1 135	4 243	8	3	2	1	1	—	1	—	—	—												
444	Bldg material & garden equip & supp dealers .....	668	4 278	16 632	35	14	9	6	4	—	2	—	—	—												
4441	Building material & supplies dealers .....	560	3 754	13 927	23	8	6	5	2	—	2	—	—	—												
44411	Home centers .....	(C)	(D)	(D)	1	—	—	—	—	—	1	—	—	—												
44419	Other building material dealers .....	275	2 180	8 340	17	7	4	4	1	—	1	—	—	—												
444190	Other building material dealers .....	275	2 180	8 340	17	7	4	4	1	—	1	—	—	—												
4442	Lawn & garden equip & supplies stores .....	108	524	2 705	12	6	3	1	2	—	—	—	—	—												
44422	Nursery & garden centers .....	108	524	2 705	12	6	3	1	2	—	—	—	—	—												
444220	Nursery & garden centers .....	108	524	2 705	12	6	3	1	2	—	—	—	—	—												
445	Food & beverage stores .....	1 068	3 642	15 417	31	8	6	10	2	2	2	1	—	—												
4451	Grocery stores .....	866	3 029	12 703	13	2	—	6	1	1	2	1	—	—												
44511	Grocery (except convenience) stores .....	821	2 876	12 088	9	2	—	2	1	1	2	1	—	—												
445110	Grocery (except convenience) stores .....	821	2 876	12 088	9	2	—	2	1	1	2	1	—	—												
4453	Beer, wine & liquor stores .....	160	432	1 892	11	3	3	3	1	1	—	—	—	—												
44531	Beer, wine & liquor stores .....	160	432	1 892	11	3	3	3	1	1	—	—	—	—												
445310	Beer, wine & liquor stores .....	160	432	1 892	11	3	3	3	1	1	—	—	—	—												
446	Health & personal care stores .....	258	919	3 727	24	7	9	5	2	1	—	—	—	—												
4461	Health & personal care stores .....	258	919	3 727	24	7	9	5	2	1	—	—	—	—												
44611	Pharmacies & drug stores .....	145	521	2 184	9	3	1	3	1	1	—	—	—	—												
446110	Pharmacies & drug stores .....	145	521	2 184	9	3	1	3	1	1	—	—	—	—												

See footnotes at end of table.



**Table 6. Counties—Employees, Payroll, and Establishments by Industry: 2001—Con.**

[Excludes most government employees, railroad employees, and self-employed persons. Size class 1 to 4 includes establishments with payroll, but no employees, during mid-March pay period. (D) denotes figures withheld to avoid disclosing data for individual companies; the data are included in broader industry totals. Detailed industries with 100 or more employees are shown if industry was not a (D). For explanation of terms, abbreviations, and data reliability/comparability, see introductory text]

NAICS code	Industry	Number of employees for week including March 12	Payroll (\$1,000)		Total number of establishments	Number of establishments by employment-size class									
			First quarter	Annual		1 to 4	5 to 9	10 to 19	20 to 49	50 to 99	100 to 249	250 to 499	500 to 999	1,000 or more	
<b>BLUE EARTH—Con.</b>															
<b>44-45 Retail trade—Con.</b>															
447	Gasoline stations .....	419	1 107	4 608	38	5	13	17	3	—	—	—	—	—	
4471	Gasoline stations .....	419	1 107	4 608	38	5	13	17	3	—	—	—	—	—	
44711	Gasoline stations with convenience stores .....	369	968	4 014	30	—	11	17	2	—	—	—	—	—	
447110	Gasoline stations with convenience stores .....	369	968	4 014	30	—	11	17	2	—	—	—	—	—	
448	Clothing & clothing accessories stores .....	632	2 119	7 866	57	18	17	18	3	—	1	—	—	—	
4481	Clothing stores .....	460	1 397	5 191	34	9	9	13	2	—	1	—	—	—	
44812	Women's clothing stores .....	128	296	1 088	14	5	1	7	1	—	—	—	—	—	
448120	Women's clothing stores .....	128	296	1 088	14	5	1	7	1	—	—	—	—	—	
44814	Family clothing stores .....	238	839	3 077	7	1	3	1	1	—	1	—	—	—	
448140	Family clothing stores .....	238	839	3 077	7	1	3	1	1	—	1	—	—	—	
4483	Jewelry, luggage & leather goods stores .....	109	507	1 771	11	2	5	3	1	—	—	—	—	—	
44831	Jewelry stores .....	109	507	1 771	11	2	5	3	1	—	—	—	—	—	
448310	Jewelry stores .....	109	507	1 771	11	2	5	3	1	—	—	—	—	—	
451	Sporting goods, hobby, book & music stores .....	339	1 354	5 257	25	9	5	7	2	2	—	—	—	—	
4511	Sporting goods, hobby, musical instrument stores .....	207	899	3 380	17	9	3	3	1	1	—	—	—	—	
45111	Sporting goods stores .....	(C)	(D)	(D)	6	5	—	—	—	1	—	—	—	—	
4512	Book, periodical & music stores .....	132	455	1 877	8	—	2	4	1	1	—	—	—	—	
45121	Book stores & news dealers .....	(C)	(D)	(D)	6	—	—	4	1	1	—	—	—	—	
452	General merchandise stores .....	1 130	3 977	16 736	11	2	—	—	2	1	5	1	—	—	
4521	Department stores .....	942	3 425	14 344	6	—	—	—	—	1	4	1	—	—	
45211	Department stores .....	942	3 425	14 344	6	—	—	—	—	1	4	1	—	—	
452110	Department stores .....	942	3 425	14 344	6	—	—	—	—	1	4	1	—	—	
4529	Other general merchandise stores .....	188	552	2 392	5	2	—	—	2	—	1	—	—	—	
45291	Warehouse clubs & superstores .....	(C)	(D)	(D)	1	—	—	—	—	—	1	—	—	—	
453	Miscellaneous store retailers .....	324	1 110	4 676	34	15	6	9	4	—	—	—	—	—	
4532	Office supplies, stationery & gift stores .....	162	523	2 163	15	6	2	5	2	—	—	—	—	—	
45322	Gift, novelty & souvenir stores .....	117	275	1 263	11	5	1	4	1	—	—	—	—	—	
453220	Gift, novelty & souvenir stores .....	117	275	1 263	11	5	1	4	1	—	—	—	—	—	
4539	Other miscellaneous store retailers .....	114	441	1 916	12	6	1	4	1	—	—	—	—	—	
<b>48-49 Transportation &amp; warehousing</b>															
484	Truck transportation .....	189	1 085	4 659	33	21	6	4	2	—	—	—	—	—	
4842	Specialized freight trucking .....	106	549	2 671	18	10	4	3	1	—	—	—	—	—	
485	Transit & ground passenger transportation .....	201	532	2 014	14	3	4	3	4	—	—	—	—	—	
4854	School & employee bus transportation .....	138	352	1 258	7	1	—	3	3	—	—	—	—	—	
48541	School & employee bus transportation .....	138	352	1 258	7	1	—	3	3	—	—	—	—	—	
485410	School & employee bus transportation .....	138	352	1 258	7	1	—	3	3	—	—	—	—	—	
<b>51 Information</b>															
511	Publishing industries .....	(E)	(D)	(D)	8	4	—	1	1	1	1	—	—	—	
5111	Newspaper, periodical, book, database publishers .....	(C)	(D)	(D)	6	3	—	—	1	1	1	—	—	—	
51111	Newspaper publishers .....	(C)	(D)	(D)	3	2	—	—	—	—	1	—	—	—	
513	Broadcasting & telecommunications .....	272	2 457	11 723	7	2	—	1	3	—	1	—	—	—	
5133	Telecommunications .....	(C)	(D)	(D)	4	1	—	1	1	—	1	—	—	—	
51331	Wired telecommunications carriers .....	(C)	(D)	(D)	2	—	—	—	1	—	—	—	—	—	
<b>52 Finance &amp; insurance</b>															
522	Credit intermediation & related activities .....	577	5 523	21 711	39	12	9	8	8	1	1	—	—	—	
5221	Depository credit intermediation .....	(E)	(D)	(D)	28	5	8	6	8	1	—	—	—	—	
52211	Commercial banking .....	330	2 526	9 731	18	3	3	4	7	1	—	—	—	—	
522110	Commercial banking .....	330	2 526	9 731	18	3	3	4	7	1	—	—	—	—	
5222	Nondepository credit intermediation .....	(C)	(D)	(D)	11	7	1	2	—	—	1	—	—	—	
52229	Other nondepository credit intermediation .....	(C)	(D)	(D)	10	6	1	2	—	—	1	—	—	—	
524	Insurance carriers & related activities .....	245	1 919	7 637	74	62	8	3	1	—	—	—	—	—	
5242	Agencies & other insurance related activities .....	157	937	3 905	62	55	5	2	—	—	—	—	—	—	
52421	Insurance agencies & brokerages .....	(C)	(D)	(D)	59	52	5	2	—	—	—	—	—	—	
<b>53 Real estate &amp; rental &amp; leasing</b>															
531	Real estate .....	256	1 355	6 146	51	32	14	2	3	—	—	—	—	—	
5311	Lessors of real estate .....	110	393	1 797	28	20	6	1	1	—	—	—	—	—	
5313	Activities related to real estate .....	108	739	3 268	12	4	6	—	2	—	—	—	—	—	
<b>54 Professional, scientific &amp; technical services</b>															
541	Professional, scientific & technical services .....	769	6 450	28 905	105	58	27	15	3	1	1	—	—	—	
5411	Legal services .....	126	969	4 077	28	18	6	3	1	—	—	—	—	—	
54111	Offices of lawyers .....	(C)	(D)	(D)	26	16	6	3	1	—	—	—	—	—	
5412	Accounting, tax prep, bookkeep, payroll services .....	104	759	2 780	16	6	6	4	—	—	—	—	—	—	
54121	Accounting, tax prep, bookkeep, payroll services .....	104	759	2 780	16	6	6	4	—	—	—	—	—	—	
5413	Architectural, engineering & related services .....	212	2 377	11 758	12	2	4	4	1	1	—	—	—	—	
54133	Engineering services .....	171	2 129	10 179	8	2	1	3	1	1	—	—	—	—	
541330	Engineering services .....	171	2 129	10 179	8	2	1	3	1	1	—	—	—	—	
5415	Computer systems design & related services .....	202	1 628	7 080	17	11	2	2	1	—	1	—	—	—	
54151	Computer systems design & related services .....	202	1 628	7 080	17	11	2	2	1	—	1	—	—	—	
541511	Custom computer programming services .....	145	1 220	5 277	8	5	1	1	—	—	1	—	—	—	

See footnotes at end of table.

**Table 6. Counties—Employees, Payroll, and Establishments by Industry: 2001—Con.**

[Excludes most government employees, railroad employees, and self-employed persons. Size class 1 to 4 includes establishments with payroll, but no employees, during mid-March pay period. (D) denotes figures withheld to avoid disclosing data for individual companies; the data are included in broader industry totals. Detailed industries with 100 or more employees are shown if industry was not a (D). For explanation of terms, abbreviations, and data reliability/comparability, see introductory text]

NAICS code	Industry	Number of employees for week including March 12	Payroll (\$1,000)		Total number of establishments	Number of establishments by employment-size class								
			First quarter	Annual		1 to 4	5 to 9	10 to 19	20 to 49	50 to 99	100 to 249	250 to 499	500 to 999	1,000 or more
<b>BLUE EARTH—Con.</b>														
<b>55</b>	<b>Management of companies &amp; enterprises . . . . .</b>	<b>486</b>	<b>6 251</b>	<b>26 155</b>	<b>15</b>	<b>5</b>	<b>2</b>	<b>3</b>	<b>2</b>	<b>2</b>	<b>1</b>	—	—	—
551	Management of companies & enterprises . . . . .	486	6 251	26 155	15	5	2	3	2	2	1	—	—	—
5511	Management of companies & enterprises . . . . .	486	6 251	26 155	15	5	2	3	2	2	1	—	—	—
55111	Management of companies & enterprises . . . . .	486	6 251	26 155	15	5	2	3	2	2	1	—	—	—
<b>56</b>	<b>Admin, support, waste mgt, remediation services . . . . .</b>	<b>840</b>	<b>4 122</b>	<b>19 112</b>	<b>64</b>	<b>35</b>	<b>12</b>	<b>7</b>	<b>5</b>	<b>4</b>	<b>1</b>	—	—	—
561	Administrative & support services . . . . .	753	3 286	15 321	60	34	10	7	5	3	1	—	—	—
5613	Employment services . . . . .	296	1 177	4 359	8	2	1	—	2	3	—	—	—	—
56132	Temporary help services . . . . .	(C)	(D)	(D)	6	2	—	—	2	2	—	—	—	—
5617	Services to buildings & dwellings . . . . .	283	1 389	6 503	27	19	4	1	2	—	1	—	—	—
56173	Landscaping services . . . . .	183	1 039	4 896	14	11	2	—	—	—	1	—	—	—
561730	Landscaping services . . . . .	183	1 039	4 896	14	11	2	—	—	—	1	—	—	—
<b>61</b>	<b>Educational services . . . . .</b>	<b>704</b>	<b>2 343</b>	<b>9 348</b>	<b>17</b>	<b>6</b>	<b>3</b>	<b>2</b>	<b>3</b>	<b>1</b>	<b>1</b>	<b>1</b>	—	—
611	Educational services . . . . .	704	2 343	9 348	17	6	3	2	3	1	1	1	—	—
6111	Elementary & secondary schools . . . . .	172	708	2 846	5	—	1	1	2	—	1	—	—	—
61111	Elementary & secondary schools . . . . .	172	708	2 846	5	—	1	1	2	—	1	—	—	—
611110	Elementary & secondary schools . . . . .	172	708	2 846	5	—	1	1	2	—	1	—	—	—
6113	Colleges, universities & professional schools . . . . .	(E)	(D)	(D)	1	—	—	—	—	—	—	1	—	—
61131	Colleges, universities & professional schools . . . . .	(E)	(D)	(D)	1	—	—	—	—	—	—	1	—	—
<b>62</b>	<b>Health care and social assistance . . . . .</b>	<b>5 329</b>	<b>31 102</b>	<b>137 541</b>	<b>158</b>	<b>56</b>	<b>38</b>	<b>30</b>	<b>20</b>	<b>6</b>	<b>5</b>	<b>1</b>	<b>1</b>	<b>1</b>
621	Ambulatory health care services . . . . .	1 117	11 900	54 328	82	39	21	13	6	2	—	1	—	—
6211	Offices of physicians . . . . .	642	8 557	38 348	12	3	1	3	3	1	—	1	—	—
62111	Offices of physicians . . . . .	642	8 557	38 348	12	3	1	3	3	1	—	1	—	—
6212	Offices of dentists . . . . .	197	1 413	6 965	30	13	12	4	1	—	—	—	—	—
62121	Offices of dentists . . . . .	197	1 413	6 965	30	13	12	4	1	—	—	—	—	—
621210	Offices of dentists . . . . .	197	1 413	6 965	30	13	12	4	1	—	—	—	—	—
6213	Offices of other health practitioners . . . . .	116	820	3 803	26	19	2	5	—	—	—	—	—	—
622	Hospitals . . . . .	(G)	(D)	(D)	2	—	1	—	—	—	—	—	—	1
6221	General medical & surgical hospitals . . . . .	(G)	(D)	(D)	1	—	—	—	—	—	—	—	—	1
62211	General medical & surgical hospitals . . . . .	(G)	(D)	(D)	1	—	—	—	—	—	—	—	—	1
623	Nursing & residential care facilities . . . . .	1 304	5 318	22 299	40	6	9	11	6	4	4	—	—	—
6231	Nursing care facilities . . . . .	677	2 867	12 013	11	2	—	2	1	3	3	—	—	—
62311	Nursing care facilities . . . . .	677	2 867	12 013	11	2	—	2	1	3	3	—	—	—
623110	Nursing care facilities . . . . .	677	2 867	12 013	11	2	—	2	1	3	3	—	—	—
6232	Residential mental retardation, health facil . . . . .	537	2 203	9 255	23	3	9	6	3	1	1	—	—	—
62321	Residential mental retardation facilities . . . . .	502	2 048	8 612	20	3	8	4	3	1	1	—	—	—
623210	Residential mental retardation facilities . . . . .	502	2 048	8 612	20	3	8	4	3	1	1	—	—	—
624	Social assistance . . . . .	(G)	(D)	(D)	34	11	7	6	8	—	1	—	1	—
6241	Individual & family services . . . . .	324	1 274	5 282	17	6	2	5	3	—	1	—	—	—
62419	Other individual & family services . . . . .	223	953	3 937	8	4	1	—	2	—	—	—	—	—
624190	Other individual & family services . . . . .	223	953	3 937	8	4	1	—	2	—	—	—	—	—
6243	Vocational rehabilitation services . . . . .	(F)	(D)	(D)	2	—	1	—	—	—	—	—	1	—
62431	Vocational rehabilitation services . . . . .	(F)	(D)	(D)	2	—	1	—	—	—	—	—	1	—
6244	Child day care services . . . . .	151	382	1 696	10	3	2	1	4	—	—	—	—	—
62441	Child day care services . . . . .	151	382	1 696	10	3	2	1	4	—	—	—	—	—
624410	Child day care services . . . . .	151	382	1 696	10	3	2	1	4	—	—	—	—	—
<b>71</b>	<b>Arts, entertainment &amp; recreation . . . . .</b>	<b>464</b>	<b>1 078</b>	<b>4 107</b>	<b>29</b>	<b>19</b>	<b>3</b>	<b>2</b>	<b>3</b>	—	<b>2</b>	—	—	—
713	Amusement, gambling & recreation industries . . . . .	437	994	3 774	17	8	2	2	3	—	2	—	—	—
7139	Other amusement & recreation industries . . . . .	437	994	3 774	17	8	2	2	3	—	2	—	—	—
71394	Fitness & recreational sports centers . . . . .	(C)	(D)	(D)	5	3	1	—	—	—	1	—	—	—
71399	All other amusement & recreation industries . . . . .	(C)	(D)	(D)	7	4	1	1	—	—	1	—	—	—
<b>72</b>	<b>Accommodation &amp; food services . . . . .</b>	<b>3 098</b>	<b>6 183</b>	<b>26 079</b>	<b>122</b>	<b>24</b>	<b>18</b>	<b>23</b>	<b>38</b>	<b>15</b>	<b>4</b>	—	—	—
721	Accommodation . . . . .	214	420	1 830	9	4	—	2	2	—	1	—	—	—
7211	Traveler accommodation . . . . .	(C)	(D)	(D)	8	3	—	2	2	—	1	—	—	—
72111	Hotels (exc casino hotels) & motels . . . . .	(C)	(D)	(D)	8	3	—	2	2	—	1	—	—	—
722	Food services & drinking places . . . . .	2 884	5 763	24 249	113	20	18	21	36	15	3	—	—	—
7221	Full-service restaurants . . . . .	1 079	2 440	10 611	38	8	4	7	12	6	1	—	—	—
72211	Full-service restaurants . . . . .	1 079	2 440	10 611	38	8	4	7	12	6	1	—	—	—
722110	Full-service restaurants . . . . .	1 079	2 440	10 611	38	8	4	7	12	6	1	—	—	—
7222	Limited-service eating places . . . . .	1 477	2 823	11 717	48	6	6	6	20	8	2	—	—	—
72221	Limited-service eating places . . . . .	1 477	2 823	11 717	48	6	6	6	20	8	2	—	—	—
722211	Limited-service restaurants . . . . .	1 333	2 656	10 999	41	3	4	5	20	8	1	—	—	—
722213	Snack & nonalcoholic beverage bars . . . . .	144	167	718	7	3	2	1	—	—	—	—	—	—
7224	Drinking places (alcoholic beverages) . . . . .	267	409	1 515	22	4	8	6	3	1	—	—	—	—
72241	Drinking places (alcoholic beverages) . . . . .	267	409	1 515	22	4	8	6	3	1	—	—	—	—
722410	Drinking places (alcoholic beverages) . . . . .	267	409	1 515	22	4	8	6	3	1	—	—	—	—

See footnotes at end of table.

**Table 6. Counties—Employees, Payroll, and Establishments by Industry: 2001—Con.**

[Excludes most government employees, railroad employees, and self-employed persons. Size class 1 to 4 includes establishments with payroll, but no employees, during mid-March pay period. (D) denotes figures withheld to avoid disclosing data for individual companies; the data are included in broader industry totals. Detailed industries with 100 or more employees are shown if industry was not a (D). For explanation of terms, abbreviations, and data reliability/comparability, see introductory text]

NAICS code	Industry	Number of employees for week including March 12	Payroll (\$1,000)		Total number of establishments	Number of establishments by employment-size class									
			First quarter	Annual		1 to 4	5 to 9	10 to 19	20 to 49	50 to 99	100 to 249	250 to 499	500 to 999	1,000 or more	
<b>BLUE EARTH—Con.</b>															
<b>81</b>	<b>Other services (except public administration)</b>	<b>1 522</b>	<b>5 380</b>	<b>22 247</b>	<b>180</b>	<b>99</b>	<b>43</b>	<b>24</b>	<b>11</b>	<b>1</b>	<b>1</b>	<b>1</b>	—	—	
811	Repair & maintenance	306	1 745	7 431	53	24	19	8	2	—	—	—	—	—	
8111	Automotive repair & maintenance	234	1 353	5 650	38	18	11	7	2	—	—	—	—	—	
81111	Automotive mechanical & electrical R&M	106	625	2 624	23	13	6	4	—	—	—	—	—	—	
812	Personal & laundry services	289	1 362	5 890	45	32	6	5	1	—	1	—	—	—	
8121	Personal care services	112	324	1 433	25	18	3	3	1	—	—	—	—	—	
8123	Drycleaning & laundry services	121	725	2 824	9	8	—	—	—	—	1	—	—	—	
81233	Linen & uniform supply	(C)	(D)	(D)	1	—	—	—	—	—	1	—	—	—	
813	Religious, grantmaking, civic, prof & like organizations	927	2 273	8 926	82	43	18	11	8	1	—	1	—	—	
8131	Religious organizations	540	1 437	5 615	47	28	10	7	1	—	—	1	—	—	
81311	Religious organizations	540	1 437	5 615	47	28	10	7	1	—	—	1	—	—	
813110	Religious organizations	540	1 437	5 615	47	28	10	7	1	—	—	1	—	—	
8134	Civic & social organizations	328	597	2 343	23	10	2	3	7	1	—	—	—	—	
81341	Civic & social organizations	328	597	2 343	23	10	2	3	7	1	—	—	—	—	
813410	Civic & social organizations	328	597	2 343	23	10	2	3	7	1	—	—	—	—	
<b>95</b>	<b>Auxiliaries (exc corporate, subsidiary &amp; regional mgt)</b>	<b>(B)</b>	<b>(D)</b>	<b>(D)</b>	<b>7</b>	<b>2</b>	<b>2</b>	<b>2</b>	<b>1</b>	—	—	—	—	—	
<b>99</b>	<b>Unclassified establishments</b>	<b>(A)</b>	<b>(D)</b>	<b>(D)</b>	<b>5</b>	<b>5</b>	—	—	—	—	—	—	—	—	
<b>BROWN</b>															
	<b>Total</b>	<b>12 529</b>	<b>75 031</b>	<b>300 012</b>	<b>671</b>	<b>336</b>	<b>128</b>	<b>93</b>	<b>63</b>	<b>31</b>	<b>15</b>	<b>2</b>	<b>3</b>	—	
<b>21</b>	<b>Mining</b>	<b>(B)</b>	<b>(D)</b>	<b>(D)</b>	<b>2</b>	—	<b>1</b>	<b>1</b>	—	—	—	—	—	—	
<b>23</b>	<b>Construction</b>	<b>405</b>	<b>2 962</b>	<b>18 061</b>	<b>63</b>	<b>42</b>	<b>8</b>	<b>9</b>	<b>3</b>	<b>1</b>	—	—	—	—	
234	Heavy construction	109	1 079	9 469	7	4	1	—	1	1	—	—	—	—	
235	Special trade contractors	251	1 647	7 299	41	27	4	8	2	—	—	—	—	—	
2351	Plumbing, heating & AC contractor	104	576	2 570	15	9	3	2	1	—	—	—	—	—	
23511	Plumbing, heating & AC contractor	104	576	2 570	15	9	3	2	1	—	—	—	—	—	
235110	Plumbing, heating & AC contractor	104	576	2 570	15	9	3	2	1	—	—	—	—	—	
<b>31-33</b>	<b>Manufacturing</b>	<b>3 859</b>	<b>34 638</b>	<b>127 314</b>	<b>33</b>	<b>6</b>	<b>3</b>	<b>5</b>	<b>7</b>	<b>4</b>	<b>5</b>	—	<b>3</b>	—	
311	Food mfg	1 219	10 310	38 946	6	1	—	—	2	1	1	—	1	—	
3115	Dairy product mfg	(G)	(D)	(D)	5	1	—	—	2	—	1	—	1	—	
31151	Dairy product (exc frozen) mfg	(G)	(D)	(D)	5	1	—	—	2	—	1	—	1	—	
323	Printing & related support activities	(F)	(D)	(D)	3	—	1	1	—	—	—	—	1	—	
3231	Printing & related support activities	(F)	(D)	(D)	3	—	1	1	—	—	—	—	1	—	
32311	Printing	(F)	(D)	(D)	3	—	1	1	—	—	—	—	1	—	
327	Nonmetallic mineral product mfg	(C)	(D)	(D)	3	—	—	—	2	1	—	—	—	—	
333	Machinery mfg	264	2 056	7 771	4	1	—	1	1	—	1	—	—	—	
3339	Other general purpose machinery mfg	(C)	(D)	(D)	1	—	—	—	—	—	1	—	—	—	
33391	Pump & compressor mfg	(C)	(D)	(D)	1	—	—	—	—	—	1	—	—	—	
334	Computer & electronic product mfg	(F)	(D)	(D)	3	1	—	—	—	—	1	—	1	—	
3345	Nav, measuring, medical, control instruments mfg	(F)	(D)	(D)	2	—	—	—	—	—	1	—	1	—	
33451	Nav, measuring, medical, control instruments mfg	(F)	(D)	(D)	2	—	—	—	—	—	1	—	1	—	
335	Electrical equip, appliance & component mfg	(E)	(D)	(D)	3	—	—	1	—	1	1	—	—	—	
3353	Electrical equipment mfg	(E)	(D)	(D)	3	—	—	1	—	1	1	—	—	—	
33531	Electrical equipment mfg	(E)	(D)	(D)	3	—	—	1	—	1	1	—	—	—	
339	Miscellaneous mfg	(C)	(D)	(D)	1	—	—	—	—	—	1	—	—	—	
3399	Other miscellaneous mfg	(C)	(D)	(D)	1	—	—	—	—	—	1	—	—	—	
33999	All other misc mfg	(C)	(D)	(D)	1	—	—	—	—	—	1	—	—	—	
<b>42</b>	<b>Wholesale trade</b>	<b>346</b>	<b>2 138</b>	<b>9 259</b>	<b>39</b>	<b>21</b>	<b>8</b>	<b>5</b>	<b>4</b>	<b>1</b>	—	—	—	—	
422	Wholesale trade, nondurable goods	249	1 522	6 638	25	15	2	4	3	1	—	—	—	—	
4225	Farm product raw material whsle	117	704	3 231	8	5	—	1	1	1	—	—	—	—	
<b>44-45</b>	<b>Retail trade</b>	<b>1 879</b>	<b>6 591</b>	<b>27 626</b>	<b>134</b>	<b>52</b>	<b>36</b>	<b>27</b>	<b>12</b>	<b>3</b>	<b>4</b>	—	—	—	
441	Motor vehicle & parts dealers	216	1 208	5 540	20	4	7	6	3	—	—	—	—	—	
4411	Automobile dealers	(C)	(D)	(D)	10	2	2	4	2	—	—	—	—	—	
44111	New car dealers	123	714	3 394	8	1	1	4	2	—	—	—	—	—	
441110	New car dealers	123	714	3 394	8	1	1	4	2	—	—	—	—	—	
444	Bldg material & garden equip & supp dealers	203	877	3 462	22	9	5	6	2	—	—	—	—	—	
4441	Building material & supplies dealers	139	572	2 152	16	6	5	4	1	—	—	—	—	—	
445	Food & beverage stores	718	2 178	8 247	19	6	5	1	2	2	3	—	—	—	
4451	Grocery stores	601	1 917	7 175	7	2	—	—	—	2	3	—	—	—	
44511	Grocery (except convenience) stores	601	1 917	7 175	7	2	—	—	—	2	3	—	—	—	
445110	Grocery (except convenience) stores	601	1 917	7 175	7	2	—	—	—	2	3	—	—	—	
447	Gasoline stations	117	322	1 472	11	1	2	7	1	—	—	—	—	—	
4471	Gasoline stations	117	322	1 472	11	1	2	7	1	—	—	—	—	—	
44711	Gasoline stations with convenience stores	(C)	(D)	(D)	10	1	1	7	1	—	—	—	—	—	
452	General merchandise stores	252	839	3 534	8	3	2	—	1	1	1	—	—	—	
4521	Department stores	(C)	(D)	(D)	2	—	—	—	—	1	1	—	—	—	
45211	Department stores	(C)	(D)	(D)	2	—	—	—	—	1	1	—	—	—	

See footnotes at end of table.

**Table 6. Counties—Employees, Payroll, and Establishments by Industry: 2001—Con.**

[Excludes most government employees, railroad employees, and self-employed persons. Size class 1 to 4 includes establishments with payroll, but no employees, during mid-March pay period. (D) denotes figures withheld to avoid disclosing data for individual companies; the data are included in broader industry totals. Detailed industries with 100 or more employees are shown if industry was not a (D). For explanation of terms, abbreviations, and data reliability/comparability, see introductory text]

NAICS code	Industry	Number of employees for week including March 12	Payroll (\$1,000)		Total number of establishments	Number of establishments by employment-size class								
			First quarter	Annual		1 to 4	5 to 9	10 to 19	20 to 49	50 to 99	100 to 249	250 to 499	500 to 999	1,000 or more
<b>BROWN—Con.</b>														
<b>48-49</b>	<b>Transportation &amp; warehousing .....</b>	<b>464</b>	<b>3 065</b>	<b>11 934</b>	<b>32</b>	<b>15</b>	<b>5</b>	<b>6</b>	<b>3</b>	<b>2</b>	<b>1</b>	—	—	—
484	Truck transportation .....	297	2 535	9 750	26	15	5	3	1	1	1	—	—	—
4841	General freight trucking .....	258	2 408	9 162	16	8	3	2	1	1	1	—	—	—
48412	General freight trucking, long-distance .....	210	2 197	8 223	9	4	1	2	—	1	1	—	—	—
484121	General freight trucking, long-distance, TL .....	210	2 197	8 223	9	4	1	2	—	1	1	—	—	—
485	Transit & ground passenger transportation .....	(C)	(D)	(D)	4	—	—	2	1	1	—	—	—	—
4854	School & employee bus transportation .....	(C)	(D)	(D)	4	—	—	2	1	1	—	—	—	—
48541	School & employee bus transportation .....	(C)	(D)	(D)	4	—	—	2	1	1	—	—	—	—
<b>51</b>	<b>Information .....</b>	<b>188</b>	<b>1 214</b>	<b>4 726</b>	<b>12</b>	<b>4</b>	<b>2</b>	<b>3</b>	<b>2</b>	<b>1</b>	—	—	—	—
513	Broadcasting & telecommunications .....	114	922	3 518	6	2	1	1	1	1	—	—	—	—
<b>52</b>	<b>Finance &amp; insurance .....</b>	<b>370</b>	<b>2 864</b>	<b>11 565</b>	<b>54</b>	<b>38</b>	<b>6</b>	<b>6</b>	<b>3</b>	<b>1</b>	—	—	—	—
522	Credit intermediation & related activities .....	292	2 283	9 623	21	8	4	5	3	1	—	—	—	—
5221	Depository credit intermediation .....	(E)	(D)	(D)	17	4	4	5	3	1	—	—	—	—
52211	Commercial banking .....	(E)	(D)	(D)	15	3	4	4	3	1	—	—	—	—
<b>53</b>	<b>Real estate &amp; rental &amp; leasing .....</b>	<b>78</b>	<b>514</b>	<b>2 200</b>	<b>23</b>	<b>17</b>	<b>4</b>	<b>2</b>	—	—	—	—	—	—
<b>54</b>	<b>Professional, scientific &amp; technical services .....</b>	<b>340</b>	<b>2 349</b>	<b>10 704</b>	<b>41</b>	<b>27</b>	<b>4</b>	<b>5</b>	<b>3</b>	<b>2</b>	—	—	—	—
541	Professional, scientific & technical services .....	340	2 349	10 704	41	27	4	5	3	2	—	—	—	—
5411	Legal services .....	124	704	3 172	10	4	2	2	1	1	—	—	—	—
54111	Offices of lawyers .....	124	704	3 172	10	4	2	2	1	1	—	—	—	—
541110	Offices of lawyers .....	124	704	3 172	10	4	2	2	1	1	—	—	—	—
5412	Accounting, tax prep, bookkeep, payroll services .....	103	751	3 352	15	10	1	3	1	—	—	—	—	—
54121	Accounting, tax prep, bookkeep, payroll services .....	103	751	3 352	15	10	1	3	1	—	—	—	—	—
<b>55</b>	<b>Management of companies &amp; enterprises .....</b>	<b>(B)</b>	<b>(D)</b>	<b>(D)</b>	<b>3</b>	<b>1</b>	<b>1</b>	—	—	<b>1</b>	—	—	—	—
<b>56</b>	<b>Admin. support, waste mgt, remediation services .....</b>	<b>383</b>	<b>1 731</b>	<b>6 902</b>	<b>19</b>	<b>8</b>	<b>6</b>	<b>2</b>	<b>1</b>	<b>1</b>	<b>1</b>	—	—	—
561	Administrative & support services .....	(E)	(D)	(D)	17	7	5	2	1	1	1	—	—	—
5619	Other support services .....	(C)	(D)	(D)	4	2	1	—	—	—	1	—	—	—
56191	Packaging & labeling services .....	(C)	(D)	(D)	1	—	—	—	—	—	1	—	—	—
<b>61</b>	<b>Educational services .....</b>	<b>725</b>	<b>2 370</b>	<b>8 548</b>	<b>10</b>	<b>2</b>	<b>1</b>	<b>2</b>	<b>2</b>	<b>2</b>	—	<b>1</b>	—	—
611	Educational services .....	725	2 370	8 548	10	2	1	2	2	2	—	1	—	—
6111	Elementary & secondary schools .....	(E)	(D)	(D)	6	—	—	2	2	2	—	—	—	—
61111	Elementary & secondary schools .....	(E)	(D)	(D)	6	—	—	2	2	2	—	—	—	—
6113	Colleges, universities & professional schools .....	(E)	(D)	(D)	1	—	—	—	—	—	—	1	—	—
61131	Colleges, universities & professional schools .....	(E)	(D)	(D)	1	—	—	—	—	—	—	1	—	—
<b>62</b>	<b>Health care and social assistance .....</b>	<b>1 937</b>	<b>9 943</b>	<b>40 717</b>	<b>51</b>	<b>21</b>	<b>7</b>	<b>4</b>	<b>8</b>	<b>6</b>	<b>4</b>	<b>1</b>	—	—
621	Ambulatory health care services .....	441	2 964	12 533	25	9	5	3	5	3	—	—	—	—
6216	Home health care services .....	236	579	2 650	5	—	—	1	2	2	—	—	—	—
62161	Home health care services .....	236	579	2 650	5	—	—	1	2	2	—	—	—	—
621610	Home health care services .....	236	579	2 650	5	—	—	1	2	2	—	—	—	—
622	Hospitals .....	577	4 074	16 079	3	—	—	—	—	2	—	1	—	—
6221	General medical & surgical hospitals .....	577	4 074	16 079	3	—	—	—	—	2	—	1	—	—
62211	General medical & surgical hospitals .....	577	4 074	16 079	3	—	—	—	—	2	—	1	—	—
622110	General medical & surgical hospitals .....	577	4 074	16 079	3	—	—	—	—	2	—	1	—	—
623	Nursing & residential care facilities .....	669	2 375	9 907	8	1	—	1	2	1	3	—	—	—
6231	Nursing care facilities .....	445	1 710	6 919	3	—	—	—	—	1	2	—	—	—
62311	Nursing care facilities .....	445	1 710	6 919	3	—	—	—	—	1	2	—	—	—
623110	Nursing care facilities .....	445	1 710	6 919	3	—	—	—	—	1	2	—	—	—
6233	Community care facilities for the elderly .....	(C)	(D)	(D)	2	1	—	—	—	—	1	—	—	—
62331	Community care facilities for the elderly .....	(C)	(D)	(D)	2	1	—	—	—	—	1	—	—	—
624	Social assistance .....	250	530	2 198	15	11	2	—	1	—	1	—	—	—
6243	Vocational rehabilitation services .....	(C)	(D)	(D)	3	1	1	—	—	—	1	—	—	—
62431	Vocational rehabilitation services .....	(C)	(D)	(D)	3	1	1	—	—	—	1	—	—	—
<b>71</b>	<b>Arts, entertainment &amp; recreation .....</b>	<b>162</b>	<b>242</b>	<b>1 159</b>	<b>19</b>	<b>9</b>	<b>6</b>	<b>1</b>	<b>2</b>	<b>1</b>	—	—	—	—
713	Amusement, gambling & recreation industries .....	146	205	946	14	6	4	1	2	1	—	—	—	—
7139	Other amusement & recreation industries .....	146	205	946	14	6	4	1	2	1	—	—	—	—
<b>72</b>	<b>Accommodation &amp; food services .....</b>	<b>885</b>	<b>1 967</b>	<b>8 860</b>	<b>48</b>	<b>18</b>	<b>7</b>	<b>7</b>	<b>12</b>	<b>4</b>	—	—	—	—
722	Food services & drinking places .....	826	1 873	8 395	41	14	7	5	11	4	—	—	—	—
7221	Full-service restaurants .....	262	520	2 213	11	3	1	2	3	2	—	—	—	—
72211	Full-service restaurants .....	262	520	2 213	11	3	1	2	3	2	—	—	—	—
722110	Full-service restaurants .....	262	520	2 213	11	3	1	2	3	2	—	—	—	—
7222	Limited-service eating places .....	520	1 264	5 828	19	3	3	3	8	2	—	—	—	—
72221	Limited-service eating places .....	520	1 264	5 828	19	3	3	3	8	2	—	—	—	—
722211	Limited-service restaurants .....	492	1 220	5 590	16	2	2	2	8	2	—	—	—	—

See footnotes at end of table.

**Table 6. Counties—Employees, Payroll, and Establishments by Industry: 2001—Con.**

[Excludes most government employees, railroad employees, and self-employed persons. Size class 1 to 4 includes establishments with payroll, but no employees, during mid-March pay period. (D) denotes figures withheld to avoid disclosing data for individual companies; the data are included in broader industry totals. Detailed industries with 100 or more employees are shown if industry was not a (D). For explanation of terms, abbreviations, and data reliability/comparability, see introductory text]

NAICS code	Industry	Number of employees for week including March 12	Payroll (\$1,000)		Total number of establishments	Number of establishments by employment-size class								
			First quarter	Annual		1 to 4	5 to 9	10 to 19	20 to 49	50 to 99	100 to 249	250 to 499	500 to 999	1,000 or more
<b>BROWN—Con.</b>														
<b>81</b>	<b>Other services (except public administration)</b>	<b>411</b>	<b>1 541</b>	<b>6 183</b>	<b>82</b>	<b>49</b>	<b>23</b>	<b>8</b>	<b>1</b>	<b>1</b>	—	—	—	—
811	Repair & maintenance	103	739	2 591	21	13	5	2	1	—	—	—	—	—
812	Personal & laundry services	102	317	1 556	25	17	5	3	—	—	—	—	—	—
813	Religious, grantmaking, civic, prof & like organizations	206	485	2 036	36	19	13	3	—	1	—	—	—	—
8131	Religious organizations	158	367	1 536	18	5	9	3	—	1	—	—	—	—
81311	Religious organizations	158	367	1 536	18	5	9	3	—	1	—	—	—	—
813110	Religious organizations	158	367	1 536	18	5	9	3	—	1	—	—	—	—
<b>99</b>	<b>Unclassified establishments</b>	—	—	<b>20</b>	<b>6</b>	<b>6</b>	—	—	—	—	—	—	—	—
<b>CARLTON</b>														
	<b>Total</b>	<b>8 989</b>	<b>66 304</b>	<b>278 955</b>	<b>681</b>	<b>390</b>	<b>120</b>	<b>94</b>	<b>49</b>	<b>17</b>	<b>4</b>	<b>6</b>	<b>1</b>	—
<b>11</b>	<b>Forestry, fishing, hunting, and agriculture support</b>	<b>(A)</b>	<b>(D)</b>	<b>(D)</b>	<b>4</b>	<b>2</b>	<b>2</b>	—	—	—	—	—	—	—
<b>21</b>	<b>Mining</b>	<b>(A)</b>	<b>(D)</b>	<b>(D)</b>	<b>4</b>	<b>3</b>	<b>1</b>	—	—	—	—	—	—	—
<b>22</b>	<b>Utilities</b>	<b>90</b>	<b>1 536</b>	<b>5 454</b>	<b>4</b>	—	—	<b>1</b>	<b>3</b>	—	—	—	—	—
<b>23</b>	<b>Construction</b>	<b>413</b>	<b>2 958</b>	<b>25 064</b>	<b>77</b>	<b>60</b>	<b>7</b>	<b>4</b>	<b>4</b>	<b>2</b>	—	—	—	—
234	Heavy construction	(C)	(D)	(D)	5	2	1	—	—	2	—	—	—	—
2341	Highway, street, bridge & tunnel construction	(C)	(D)	(D)	2	—	—	—	—	2	—	—	—	—
23411	Highway & street construction	(C)	(D)	(D)	2	—	—	—	—	2	—	—	—	—
235	Special trade contractors	190	1 285	7 260	48	38	4	3	3	—	—	—	—	—
<b>31-33</b>	<b>Manufacturing</b>	<b>2 070</b>	<b>24 175</b>	<b>92 249</b>	<b>31</b>	<b>9</b>	<b>6</b>	<b>10</b>	<b>2</b>	<b>1</b>	—	<b>2</b>	<b>1</b>	—
322	Paper mfg	(F)	(D)	(D)	1	—	—	—	—	—	—	—	1	—
3221	Pulp, paper & paperboard mills	(F)	(D)	(D)	1	—	—	—	—	—	—	—	1	—
32212	Paper mills	(F)	(D)	(D)	1	—	—	—	—	—	—	—	1	—
325	Chemical mfg	(E)	(D)	(D)	3	—	1	1	—	—	—	1	—	—
3259	Other chemical product & preparation mfg	(E)	(D)	(D)	1	—	—	—	—	—	—	1	—	—
32599	All other chemical product & preparation mfg	(E)	(D)	(D)	1	—	—	—	—	—	—	1	—	—
327	Nonmetallic mineral product mfg	(F)	(D)	(D)	9	4	1	2	1	—	—	1	—	—
3279	Other nonmetallic mineral product mfg	(E)	(D)	(D)	1	—	—	—	—	—	—	1	—	—
32799	All other nonmetallic mineral product mfg	(E)	(D)	(D)	1	—	—	—	—	—	—	1	—	—
<b>42</b>	<b>Wholesale trade</b>	<b>942</b>	<b>10 183</b>	<b>41 286</b>	<b>30</b>	<b>18</b>	<b>5</b>	<b>2</b>	<b>3</b>	—	—	<b>2</b>	—	—
421	Wholesale trade, durable goods	(F)	(D)	(D)	15	8	4	1	1	—	—	1	—	—
4213	Lumber & other construction materials whse	(E)	(D)	(D)	1	—	—	—	—	—	—	1	—	—
42133	Roofing, siding & insulation material whse	(E)	(D)	(D)	1	—	—	—	—	—	—	1	—	—
422	Wholesale trade, nondurable goods	(E)	(D)	(D)	15	10	1	1	2	—	—	1	—	—
4224	Grocery & related product whse	(E)	(D)	(D)	3	2	—	—	—	—	—	1	—	—
42242	Packaged frozen food whse	(E)	(D)	(D)	1	—	—	—	—	—	—	1	—	—
<b>44-45</b>	<b>Retail trade</b>	<b>1 482</b>	<b>5 999</b>	<b>26 036</b>	<b>138</b>	<b>67</b>	<b>32</b>	<b>27</b>	<b>7</b>	<b>3</b>	<b>2</b>	—	—	—
441	Motor vehicle & parts dealers	169	1 082	5 037	16	7	3	4	2	—	—	—	—	—
4411	Automobile dealers	111	832	3 890	9	5	1	1	2	—	—	—	—	—
444	Bldg material & garden equip & supp dealers	130	623	2 508	14	5	5	3	1	—	—	—	—	—
445	Food & beverage stores	334	1 043	4 588	18	6	3	5	2	1	1	—	—	—
4451	Grocery stores	(C)	(D)	(D)	7	2	1	1	1	1	1	—	—	—
44511	Grocery (except convenience) stores	216	774	3 416	6	2	1	—	1	1	1	—	—	—
445110	Grocery (except convenience) stores	216	774	3 416	6	2	1	—	1	1	1	—	—	—
447	Gasoline stations	239	695	3 081	36	17	9	10	—	—	—	—	—	—
4471	Gasoline stations	239	695	3 081	36	17	9	10	—	—	—	—	—	—
44711	Gasoline stations with convenience stores	199	569	2 545	26	10	6	10	—	—	—	—	—	—
447110	Gasoline stations with convenience stores	199	569	2 545	26	10	6	10	—	—	—	—	—	—
452	General merchandise stores	(E)	(D)	(D)	5	2	1	—	—	1	1	—	—	—
4521	Department stores	(C)	(D)	(D)	1	—	—	—	—	—	1	—	—	—
45211	Department stores	(C)	(D)	(D)	1	—	—	—	—	—	1	—	—	—
454	Nonstore retailers	148	856	3 358	8	3	2	1	1	1	—	—	—	—
4543	Direct selling establishments	142	841	3 274	5	1	1	1	1	1	—	—	—	—
45431	Fuel dealers	(C)	(D)	(D)	4	1	1	1	—	1	—	—	—	—
<b>48-49</b>	<b>Transportation &amp; warehousing</b>	<b>167</b>	<b>1 190</b>	<b>3 908</b>	<b>17</b>	<b>9</b>	<b>3</b>	<b>2</b>	<b>3</b>	—	—	—	—	—
<b>51</b>	<b>Information</b>	<b>118</b>	<b>532</b>	<b>2 393</b>	<b>11</b>	<b>4</b>	<b>2</b>	<b>2</b>	<b>3</b>	—	—	—	—	—
<b>52</b>	<b>Finance &amp; insurance</b>	<b>355</b>	<b>2 801</b>	<b>11 063</b>	<b>37</b>	<b>22</b>	<b>7</b>	<b>4</b>	<b>1</b>	<b>3</b>	—	—	—	—
522	Credit intermediation & related activities	223	1 656	6 560	15	6	3	3	1	2	—	—	—	—
5221	Depository credit intermediation	218	1 619	6 345	11	2	3	3	1	2	—	—	—	—
52213	Credit unions	146	1 005	4 144	4	—	1	1	—	2	—	—	—	—
522130	Credit unions	146	1 005	4 144	4	—	1	1	—	2	—	—	—	—
524	Insurance carriers & related activities	120	978	3 880	17	11	4	1	—	1	—	—	—	—
<b>53</b>	<b>Real estate &amp; rental &amp; leasing</b>	<b>71</b>	<b>192</b>	<b>875</b>	<b>17</b>	<b>13</b>	<b>2</b>	<b>1</b>	<b>1</b>	—	—	—	—	—
<b>54</b>	<b>Professional, scientific &amp; technical services</b>	<b>150</b>	<b>755</b>	<b>3 242</b>	<b>41</b>	<b>28</b>	<b>9</b>	<b>4</b>	—	—	—	—	—	—
541	Professional, scientific & technical services	150	755	3 242	41	28	9	4	—	—	—	—	—	—

See footnotes at end of table.

**Table 6. Counties—Employees, Payroll, and Establishments by Industry: 2001—Con.**

[Excludes most government employees, railroad employees, and self-employed persons. Size class 1 to 4 includes establishments with payroll, but no employees, during mid-March pay period. (D) denotes figures withheld to avoid disclosing data for individual companies; the data are included in broader industry totals. Detailed industries with 100 or more employees are shown if industry was not a (D). For explanation of terms, abbreviations, and data reliability/comparability, see introductory text]

NAICS code	Industry	Number of employees for week including March 12	Payroll (\$1,000)		Total number of establishments	Number of establishments by employment-size class									
			First quarter	Annual		1 to 4	5 to 9	10 to 19	20 to 49	50 to 99	100 to 249	250 to 499	500 to 999	1,000 or more	
<b>CARLTON—Con.</b>															
<b>55</b>	<b>Management of companies &amp; enterprises . . . . .</b>	<b>(C)</b>	<b>(D)</b>	<b>(D)</b>	<b>3</b>	—	—	—	<b>2</b>	—	<b>1</b>	—	—	—	
551	Management of companies & enterprises . . . . .	(C)	(D)	(D)	3	—	—	—	2	—	1	—	—	—	
5511	Management of companies & enterprises . . . . .	(C)	(D)	(D)	3	—	—	—	2	—	1	—	—	—	
55111	Management of companies & enterprises . . . . .	(C)	(D)	(D)	3	—	—	—	2	—	1	—	—	—	
<b>56</b>	<b>Admin, support, waste mgmt, remediation services . . . . .</b>	<b>112</b>	<b>491</b>	<b>2 466</b>	<b>25</b>	<b>18</b>	<b>4</b>	<b>2</b>	<b>1</b>	—	—	—	—	—	
<b>61</b>	<b>Educational services . . . . .</b>	<b>(A)</b>	<b>(D)</b>	<b>(D)</b>	<b>5</b>	<b>3</b>	<b>1</b>	<b>1</b>	—	—	—	—	—	—	
<b>62</b>	<b>Health care and social assistance . . . . .</b>	<b>1 249</b>	<b>8 080</b>	<b>35 637</b>	<b>54</b>	<b>27</b>	<b>8</b>	<b>9</b>	<b>5</b>	<b>2</b>	<b>1</b>	<b>2</b>	—	—	
621	Ambulatory health care services . . . . .	256	2 154	10 068	29	16	7	4	—	2	—	—	—	—	
6211	Offices of physicians . . . . .	134	1 368	6 495	5	2	—	1	—	2	—	—	—	—	
62111	Offices of physicians . . . . .	134	1 368	6 495	5	2	—	1	—	2	—	—	—	—	
621111	Offices of physicians (exc mental health) . . . . .	134	1 368	6 495	5	2	—	1	—	2	—	—	—	—	
622	Hospitals . . . . .	(F)	(D)	(D)	2	—	—	—	—	—	—	2	—	—	
6221	General medical & surgical hospitals . . . . .	(F)	(D)	(D)	2	—	—	—	—	—	—	2	—	—	
62211	General medical & surgical hospitals . . . . .	(F)	(D)	(D)	2	—	—	—	—	—	—	2	—	—	
623	Nursing & residential care facilities . . . . .	292	1 341	6 414	10	2	—	4	3	—	1	—	—	—	
6231	Nursing care facilities . . . . .	(C)	(D)	(D)	2	—	—	—	1	—	1	—	—	—	
62311	Nursing care facilities . . . . .	(C)	(D)	(D)	2	—	—	—	1	—	1	—	—	—	
6232	Residential mental retardation, health facil . . . . .	121	485	2 357	6	1	—	3	2	—	—	—	—	—	
624	Social assistance . . . . .	(C)	(D)	(D)	13	9	1	1	2	—	—	—	—	—	
<b>71</b>	<b>Arts, entertainment &amp; recreation . . . . .</b>	<b>(B)</b>	<b>(D)</b>	<b>(D)</b>	<b>17</b>	<b>11</b>	<b>6</b>	—	—	—	—	—	—	—	
<b>72</b>	<b>Accommodation &amp; food services . . . . .</b>	<b>994</b>	<b>2 047</b>	<b>8 727</b>	<b>65</b>	<b>24</b>	<b>10</b>	<b>14</b>	<b>12</b>	<b>5</b>	—	—	—	—	
721	Accommodation . . . . .	122	224	904	9	5	—	1	3	—	—	—	—	—	
7211	Traveler accommodation . . . . .	(C)	(D)	(D)	6	3	—	—	3	—	—	—	—	—	
72111	Hotels (exc casino hotels) & motels . . . . .	(C)	(D)	(D)	6	3	—	—	3	—	—	—	—	—	
722	Food services & drinking places . . . . .	872	1 823	7 823	56	19	10	13	9	5	—	—	—	—	
7221	Full-service restaurants . . . . .	530	1 037	4 123	21	2	1	9	5	4	—	—	—	—	
72211	Full-service restaurants . . . . .	530	1 037	4 123	21	2	1	9	5	4	—	—	—	—	
722110	Full-service restaurants . . . . .	530	1 037	4 123	21	2	1	9	5	4	—	—	—	—	
7222	Limited-service eating places . . . . .	270	569	2 700	15	3	3	4	4	1	—	—	—	—	
72221	Limited-service eating places . . . . .	270	569	2 700	15	3	3	4	4	1	—	—	—	—	
722211	Limited-service restaurants . . . . .	219	508	2 408	12	3	2	4	2	1	—	—	—	—	
<b>81</b>	<b>Other services (except public administration) . . . . .</b>	<b>367</b>	<b>997</b>	<b>4 263</b>	<b>90</b>	<b>67</b>	<b>13</b>	<b>8</b>	<b>2</b>	—	—	—	—	—	
813	Religious, grantmaking, civic, prof & like organizations . . . . .	240	459	1 920	47	31	8	6	2	—	—	—	—	—	
8131	Religious organizations . . . . .	144	330	1 415	30	20	5	4	1	—	—	—	—	—	
81311	Religious organizations . . . . .	144	330	1 415	30	20	5	4	1	—	—	—	—	—	
813110	Religious organizations . . . . .	144	330	1 415	30	20	5	4	1	—	—	—	—	—	
<b>95</b>	<b>Auxiliaries (exc corporate, subsidiary &amp; regional mgt) . . . . .</b>	<b>(B)</b>	<b>(D)</b>	<b>(D)</b>	<b>2</b>	—	—	<b>1</b>	—	<b>1</b>	—	—	—	—	
<b>99</b>	<b>Unclassified establishments . . . . .</b>	<b>(B)</b>	<b>(D)</b>	<b>(D)</b>	<b>9</b>	<b>5</b>	<b>2</b>	<b>2</b>	—	—	—	—	—	—	
<b>CARVER</b>															
	<b>Total . . . . .</b>	<b>29 199</b>	<b>239 796</b>	<b>1 000 641</b>	<b>1 817</b>	<b>1 079</b>	<b>260</b>	<b>218</b>	<b>168</b>	<b>42</b>	<b>30</b>	<b>13</b>	<b>4</b>	<b>3</b>	
<b>11</b>	<b>Forestry, fishing, hunting, and agriculture support . . . . .</b>	<b>(B)</b>	<b>(D)</b>	<b>(D)</b>	<b>6</b>	<b>3</b>	<b>3</b>	—	—	—	—	—	—	—	
<b>21</b>	<b>Mining . . . . .</b>	<b>(A)</b>	<b>(D)</b>	<b>(D)</b>	<b>1</b>	<b>1</b>	—	—	—	—	—	—	—	—	
<b>22</b>	<b>Utilities . . . . .</b>	<b>(B)</b>	<b>(D)</b>	<b>(D)</b>	<b>3</b>	<b>1</b>	—	<b>2</b>	—	—	—	—	—	—	
<b>23</b>	<b>Construction . . . . .</b>	<b>1 516</b>	<b>14 666</b>	<b>71 678</b>	<b>294</b>	<b>208</b>	<b>43</b>	<b>28</b>	<b>14</b>	—	<b>1</b>	—	—	—	
233	Building, developing & general contracting . . . . .	402	3 594	16 497	91	62	18	6	5	—	—	—	—	—	
2332	Residential building construction . . . . .	272	2 236	10 602	72	51	15	4	2	—	—	—	—	—	
23321	Single-family housing construction . . . . .	249	2 021	9 534	67	47	15	4	1	—	—	—	—	—	
233210	Single-family housing construction . . . . .	249	2 021	9 534	67	47	15	4	1	—	—	—	—	—	
2333	Nonresidential building construction . . . . .	(C)	(D)	(D)	13	6	3	1	3	—	—	—	—	—	
23332	Commercial & institutional bldg construction . . . . .	105	1 156	4 780	11	4	3	1	3	—	—	—	—	—	
233320	Commercial & institutional bldg construction . . . . .	105	1 156	4 780	11	4	3	1	3	—	—	—	—	—	
235	Special trade contractors . . . . .	1 045	10 235	47 439	186	133	23	21	8	—	1	—	—	—	
2351	Plumbing, heating & AC contractor . . . . .	114	952	4 760	25	19	2	3	1	—	—	—	—	—	
23511	Plumbing, heating & AC contractor . . . . .	114	952	4 760	25	19	2	3	1	—	—	—	—	—	
235110	Plumbing, heating & AC contractor . . . . .	114	952	4 760	25	19	2	3	1	—	—	—	—	—	
2353	Electrical contractors . . . . .	147	1 593	6 466	28	15	8	5	—	—	—	—	—	—	
23531	Electrical contractors . . . . .	147	1 593	6 466	28	15	8	5	—	—	—	—	—	—	
235310	Electrical contractors . . . . .	147	1 593	6 466	28	15	8	5	—	—	—	—	—	—	
2354	Masonry, drywall, insulation, tile contractors . . . . .	450	5 200	23 073	41	27	3	5	5	—	1	—	—	—	
23541	Masonry & stone contractors . . . . .	(C)	(D)	(D)	17	11	2	3	1	—	—	—	—	—	
23542	Drywall, acoustical & insulation contractors . . . . .	285	3 717	15 224	20	13	1	2	3	—	1	—	—	—	
235420	Drywall, acoustical & insulation contractors . . . . .	285	3 717	15 224	20	13	1	2	3	—	1	—	—	—	

See footnotes at end of table.

**Table 6. Counties—Employees, Payroll, and Establishments by Industry: 2001—Con.**

[Excludes most government employees, railroad employees, and self-employed persons. Size class 1 to 4 includes establishments with payroll, but no employees, during mid-March pay period. (D) denotes figures withheld to avoid disclosing data for individual companies; the data are included in broader industry totals. Detailed industries with 100 or more employees are shown if industry was not a (D). For explanation of terms, abbreviations, and data reliability/comparability, see introductory text]

NAICS code	Industry	Number of employees for week including March 12	Payroll (\$1,000)		Total number of establishments	Number of establishments by employment-size class								
			First quarter	Annual		1 to 4	5 to 9	10 to 19	20 to 49	50 to 99	100 to 249	250 to 499	500 to 999	1,000 or more
<b>CARVER—Con.</b>														
<b>31-33</b>	<b>Manufacturing</b>	<b>9 986</b>	<b>108 669</b>	<b>445 111</b>	<b>146</b>	<b>41</b>	<b>21</b>	<b>13</b>	<b>31</b>	<b>16</b>	<b>14</b>	<b>5</b>	<b>4</b>	<b>1</b>
311	Food mfg	1 788	15 022	66 008	18	6	1	1	2	1	5	1	1	—
3114	Fruit & veg preserving & specialty food mfg	(C)	(D)	(D)	2	—	—	—	1	—	1	—	—	—
31142	Fruit & veg canning, pickling & drying	(C)	(D)	(D)	2	—	—	—	1	—	1	—	—	—
3115	Dairy product mfg	(E)	(D)	(D)	2	—	—	—	—	—	1	1	—	—
31151	Dairy product (exc frozen) mfg	(E)	(D)	(D)	2	—	—	—	—	—	1	1	—	—
3118	Bakeries & tortilla mfg	(G)	(D)	(D)	8	2	—	1	—	1	3	—	1	—
31181	Bread & bakery product mfg	(F)	(D)	(D)	6	1	—	1	—	1	3	—	—	—
31182	Cookie, cracker & pasta mfg	(F)	(D)	(D)	2	1	—	—	—	—	—	—	1	—
323	Printing & related support activities	360	4 588	19 324	13	7	3	1	—	1	—	1	—	—
3231	Printing & related support activities	360	4 588	19 324	13	7	3	1	—	1	—	1	—	—
32311	Printing	(E)	(D)	(D)	12	6	3	1	—	1	—	1	—	—
325	Chemical mfg	228	2 502	10 271	8	2	—	1	4	1	—	—	—	—
326	Plastics & rubber products mfg	1 280	14 693	70 337	9	1	1	1	2	1	2	—	1	—
3261	Plastics product mfg	1 280	14 693	70 337	9	1	1	1	2	1	2	—	1	—
32619	Other plastics product mfg	(G)	(D)	(D)	8	—	1	1	2	1	2	—	1	—
332	Fabricated metal product mfg	1 029	10 457	42 880	36	7	7	6	8	6	2	—	—	—
3323	Architectural & structural metals mfg	260	2 513	10 395	8	1	2	2	1	1	1	—	—	—
33231	Plate work & fabricated structural prod mfg	(C)	(D)	(D)	3	1	—	1	—	—	1	—	—	—
33232	Ornamental & architectural metal prod mfg	(C)	(D)	(D)	5	—	2	1	1	1	—	—	—	—
332322	Sheet metal work mfg	117	1 366	5 038	4	—	2	—	1	1	—	—	—	—
3324	Boiler, tank & shipping container mfg	(C)	(D)	(D)	2	—	—	1	—	—	1	—	—	—
33241	Power boiler & heat exchanger mfg	(C)	(D)	(D)	1	—	—	—	—	—	1	—	—	—
3327	Mach shops, turn prod, screw, nut, bolt mfg	228	2 524	12 492	12	4	2	2	2	2	—	—	—	—
33271	Machine shops	(C)	(D)	(D)	9	4	1	1	2	1	—	—	—	—
33272	Turned product & screw, nut & bolt mfg	(C)	(D)	(D)	3	—	1	1	—	1	—	—	—	—
3329	Other fabricated metal product mfg	326	2 895	12 955	9	1	1	—	5	2	—	—	—	—
33291	Metal valve mfg	162	1 302	5 674	5	1	—	—	3	1	—	—	—	—
33299	All other fabricated metal product mfg	164	1 593	7 281	4	—	1	—	2	1	—	—	—	—
332999	All other misc fabricated metal product mfg	164	1 593	7 281	4	—	1	—	2	1	—	—	—	—
333	Machinery mfg	1 276	17 093	62 352	14	2	1	—	6	1	2	2	—	—
3332	Industrial machinery mfg	(F)	(D)	(D)	4	1	1	—	—	—	1	1	—	—
33329	Other industrial machinery mfg	(F)	(D)	(D)	3	1	—	—	—	—	1	1	—	—
3333	Commercial & service industry machinery mfg	108	1 764	5 087	4	—	—	—	4	—	—	—	—	—
33331	Commercial & service industry machinery mfg	108	1 764	5 087	4	—	—	—	4	—	—	—	—	—
3334	HVAC & commercial refrigeration equipment mfg	(E)	(D)	(D)	1	—	—	—	—	—	—	1	—	—
33341	HVAC & commercial refrigeration equipment mfg	(E)	(D)	(D)	1	—	—	—	—	—	—	1	—	—
3335	Metalworking machinery mfg	(C)	(D)	(D)	2	1	—	—	—	—	1	—	—	—
33351	Metalworking machinery mfg	(C)	(D)	(D)	2	1	—	—	—	—	1	—	—	—
334	Computer & electronic product mfg	1 796	22 052	81 894	12	3	—	1	2	3	2	—	—	1
3344	Semiconductor & oth electronic component mfg	(E)	(D)	(D)	5	1	—	—	1	2	1	—	—	—
33441	Semiconductor & oth electronic component mfg	(E)	(D)	(D)	5	1	—	—	1	2	1	—	—	—
3345	Nav, measuring, medical, control instruments mfg	1 319	17 260	64 743	4	—	—	1	1	—	1	—	—	1
33451	Nav, measuring, medical, control instruments mfg	1 319	17 260	64 743	4	—	—	1	1	—	1	—	—	1
337	Furniture & related product mfg	636	4 466	18 994	9	5	1	—	2	—	—	—	1	—
3371	HH & institutional furniture & kitchen cabinet mfg	(F)	(D)	(D)	8	4	1	—	2	—	—	—	1	—
33711	Wood kitchen cabinet & countertop mfg	(F)	(D)	(D)	6	3	1	—	1	—	—	—	1	—
339	Miscellaneous mfg	1 408	16 126	65 816	15	3	5	1	2	1	1	1	1	—
3391	Medical equipment & supplies mfg	1 286	15 194	62 261	6	1	1	—	—	1	1	1	1	—
33911	Medical equipment & supplies mfg	1 286	15 194	62 261	6	1	1	—	—	1	1	1	1	—
3399	Other miscellaneous mfg	122	932	3 555	9	2	4	1	2	—	—	—	—	—
<b>42</b>	<b>Wholesale trade</b>	<b>1 355</b>	<b>16 323</b>	<b>64 255</b>	<b>134</b>	<b>92</b>	<b>16</b>	<b>12</b>	<b>11</b>	<b>1</b>	<b>1</b>	<b>1</b>	<b>—</b>	<b>—</b>
421	Wholesale trade, durable goods	1 111	14 196	54 469	92	61	13	8	7	1	1	1	—	—
4216	Electrical goods whsle	198	2 334	8 978	14	5	4	2	2	1	—	—	—	—
42169	Other electronic parts & equipment whsle	(C)	(D)	(D)	10	3	3	1	2	1	—	—	—	—
4218	Machinery, equipment & supplies whsle	502	8 036	30 147	23	18	1	1	2	—	—	1	—	—
42183	Industrial machinery & equipment whsle	455	7 649	28 583	11	7	1	1	—	—	—	1	—	—
421830	Industrial machinery & equipment whsle	455	7 649	28 583	11	7	1	1	—	—	—	1	—	—
4219	Miscellaneous durable goods whsle	230	2 163	7 882	16	10	2	1	2	—	1	—	—	—
42199	Other miscellaneous durable goods whsle	179	1 959	6 747	9	5	2	—	1	—	1	—	—	—
421990	Other miscellaneous durable goods whsle	179	1 959	6 747	9	5	2	—	1	—	1	—	—	—
422	Wholesale trade, nondurable goods	244	2 127	9 786	42	31	3	4	4	—	—	—	—	—
4229	Miscellaneous nondurable goods whsle	128	781	3 878	13	7	1	2	3	—	—	—	—	—

See footnotes at end of table.

**Table 6. Counties—Employees, Payroll, and Establishments by Industry: 2001—Con.**

[Excludes most government employees, railroad employees, and self-employed persons. Size class 1 to 4 includes establishments with payroll, but no employees, during mid-March pay period. (D) denotes figures withheld to avoid disclosing data for individual companies; the data are included in broader industry totals. Detailed industries with 100 or more employees are shown if industry was not a (D). For explanation of terms, abbreviations, and data reliability/comparability, see introductory text]

NAICS code	Industry	Number of employees for week including March 12	Payroll (\$1,000)		Total number of establishments	Number of establishments by employment-size class								
			First quarter	Annual		1 to 4	5 to 9	10 to 19	20 to 49	50 to 99	100 to 249	250 to 499	500 to 999	1,000 or more
<b>CARVER—Con.</b>														
<b>44-45</b>	<b>Retail trade</b>	<b>3 089</b>	<b>15 196</b>	<b>65 933</b>	<b>195</b>	<b>88</b>	<b>39</b>	<b>38</b>	<b>20</b>	<b>3</b>	<b>4</b>	<b>3</b>		
441	Motor vehicle & parts dealers	282	2 075	10 176	30	14	6	7	3					
4411	Automobile dealers	132	1 233	6 418	8	4		1	3					
44111	New car dealers	126	1 185	6 223	5	1		1	3					
441110	New car dealers	126	1 185	6 223	5	1		1	3					
4413	Automotive parts, accessories & tire stores	123	714	3 108	18	8	5	5						
444	Bldg material & garden equip & supp dealers	390	2 542	11 116	30	12	6	8	3		1			
4441	Building material & supplies dealers	257	1 686	6 792	18	6	5	6			1			
44411	Home centers	(C)	(D)	(D)	1						1			
4442	Lawn & garden equip & supplies stores	133	856	4 324	12	6	1	2	3					
44422	Nursery & garden centers	(C)	(D)	(D)	11	5	1	2	3					
445	Food & beverage stores	1 013	3 914	16 117	25	6	7	3	3	2	3	1		
4451	Grocery stores	894	3 570	14 682	11	2	1	1	1	2	3	1		
44511	Grocery (except convenience) stores	846	3 448	14 160	8	2				2	3	1		
445110	Grocery (except convenience) stores	846	3 448	14 160	8	2				2	3	1		
4453	Beer, wine & liquor stores	102	287	1 204	10	2	5	1	2					
44531	Beer, wine & liquor stores	102	287	1 204	10	2	5	1	2					
445310	Beer, wine & liquor stores	102	287	1 204	10	2	5	1	2					
446	Health & personal care stores	137	544	2 474	13	5	2	4	2					
4461	Health & personal care stores	137	544	2 474	13	5	2	4	2					
44611	Pharmacies & drug stores	128	506	2 227	8	1	1	4	2					
446110	Pharmacies & drug stores	128	506	2 227	8	1	1	4	2					
447	Gasoline stations	336	1 083	4 349	26	5	5	9	7					
4471	Gasoline stations	336	1 083	4 349	26	5	5	9	7					
44711	Gasoline stations with convenience stores	290	910	3 629	20	3	2	9	6					
447110	Gasoline stations with convenience stores	290	910	3 629	20	3	2	9	6					
452	General merchandise stores	(E)	(D)	(D)	5	1	1	1		1		1		
4521	Department stores	(E)	(D)	(D)	2					1		1		
45211	Department stores	(E)	(D)	(D)	2					1		1		
454	Nonstore retailers	295	2 729	10 743	16	14		1				1		
4541	Electronic shopping & mail-order houses	(E)	(D)	(D)	4	3						1		
45411	Electronic shopping & mail-order houses	(E)	(D)	(D)	4	3						1		
<b>48-49</b>	<b>Transportation &amp; warehousing</b>	<b>300</b>	<b>1 480</b>	<b>7 750</b>	<b>55</b>	<b>45</b>	<b>5</b>	<b>2</b>	<b>2</b>		<b>1</b>			
484	Truck transportation	114	597	3 157	38	32	4	1	1					
485	Transit & ground passenger transportation	(C)	(D)	(D)	6	3	1		1		1			
4854	School & employee bus transportation	154	650	3 584	4	1	1		1		1			
48541	School & employee bus transportation	154	650	3 584	4	1	1		1		1			
485410	School & employee bus transportation	154	650	3 584	4	1	1		1		1			
<b>51</b>	<b>Information</b>	<b>377</b>	<b>4 647</b>	<b>18 455</b>	<b>29</b>	<b>15</b>	<b>3</b>	<b>6</b>	<b>3</b>	<b>2</b>				
511	Publishing industries	(C)	(D)	(D)	10	5	1	2	1	1				
5111	Newspaper, periodical, book, database publishers	(C)	(D)	(D)	3	1			1	1				
513	Broadcasting & telecommunications	153	2 267	8 393	8	2	1	3	1	1				
5133	Telecommunications	(C)	(D)	(D)	7	1	1	3	1	1				
51331	Wired telecommunications carriers	(C)	(D)	(D)	6		1	3	1	1				
<b>52</b>	<b>Finance &amp; insurance</b>	<b>501</b>	<b>5 117</b>	<b>19 439</b>	<b>86</b>	<b>60</b>	<b>10</b>	<b>11</b>	<b>5</b>					
522	Credit intermediation & related activities	380	4 062	15 159	28	8	7	8	5					
5221	Depository credit intermediation	(E)	(D)	(D)	20	1	7	8	4					
52211	Commercial banking	337	3 535	12 228	19	1	6	8	4					
522110	Commercial banking	337	3 535	12 228	19	1	6	8	4					
524	Insurance carriers & related activities	101	932	3 785	43	38	2	3						
<b>53</b>	<b>Real estate &amp; rental &amp; leasing</b>	<b>604</b>	<b>3 501</b>	<b>16 361</b>	<b>73</b>	<b>55</b>	<b>6</b>	<b>7</b>	<b>3</b>	<b>1</b>	<b>1</b>			
531	Real estate	513	3 161	14 098	61	49	5	3	2	1	1			
5311	Lessors of real estate	111	347	1 499	24	20	1	2	1					
5313	Activities related to real estate	358	2 481	11 092	15	10	1	1	1	1	1			
53131	Real estate property managers	334	2 320	9 884	6	3			1	1	1			
<b>54</b>	<b>Professional, scientific &amp; technical services</b>	<b>1 435</b>	<b>11 632</b>	<b>48 694</b>	<b>219</b>	<b>174</b>	<b>19</b>	<b>10</b>	<b>13</b>	<b>1</b>	<b>1</b>	<b>1</b>		
541	Professional, scientific & technical services	1 435	11 632	48 694	219	174	19	10	13	1	1	1		
5415	Computer systems design & related services	258	2 792	11 902	51	43	3	2	2		1			
54151	Computer systems design & related services	258	2 792	11 902	51	43	3	2	2		1			
541519	Other computer related services	175	1 975	8 542	12	8	1		2		1			
5416	Management, sci & tech consulting services	257	2 287	9 795	49	42	2		4	1				
54161	Management consulting services	192	1 737	7 489	41	35	2		4					
5418	Advertising & related services	488	3 500	13 101	3	5	1	2	1			1		
54186	Direct mail advertising	(E)	(D)	(D)	10			1	1			1		
5419	Oth professional, scientific, technical services	141	667	3 111	23	14	4	2	3					
54194	Veterinary services	121	588	2 691	9	1	3	2	3					
541940	Veterinary services	121	588	2 691	9	1	3	2	3					
<b>55</b>	<b>Management of companies &amp; enterprises</b>	<b>226</b>	<b>3 518</b>	<b>12 841</b>	<b>7</b>		<b>2</b>		<b>3</b>	<b>2</b>				
551	Management of companies & enterprises	226	3 518	12 841	7		2		3	2				
5511	Management of companies & enterprises	226	3 518	12 841	7		2		3	2				
55111	Management of companies & enterprises	226	3 518	12 841	7		2		3	2				

See footnotes at end of table.



**Table 6. Counties—Employees, Payroll, and Establishments by Industry: 2001—Con.**

[Excludes most government employees, railroad employees, and self-employed persons. Size class 1 to 4 includes establishments with payroll, but no employees, during mid-March pay period. (D) denotes figures withheld to avoid disclosing data for individual companies; the data are included in broader industry totals. Detailed industries with 100 or more employees are shown if industry was not a (D). For explanation of terms, abbreviations, and data reliability/comparability, see introductory text]

NAICS code	Industry	Number of employees for week including March 12	Payroll (\$1,000)		Total number of establishments	Number of establishments by employment-size class								
			First quarter	Annual		1 to 4	5 to 9	10 to 19	20 to 49	50 to 99	100 to 249	250 to 499	500 to 999	1,000 or more
<b>CARVER—Con.</b>														
<b>56</b>	<b>Admin, support, waste mgmt, remediation services</b>	<b>2 322</b>	<b>14 910</b>	<b>57 108</b>	<b>113</b>	<b>80</b>	<b>15</b>	<b>9</b>	<b>3</b>	<b>4</b>	—	<b>1</b>	—	<b>1</b>
561	Administrative & support services	(G)	(D)	(D)	108	77	14	8	3	4	—	1	—	1
5613	Employment services	445	2 420	7 913	8	5	1	—	—	1	—	1	—	—
56132	Temporary help services	(E)	(D)	(D)	5	3	—	—	—	1	—	1	—	—
5614	Business support services	(G)	(D)	(D)	13	7	2	2	—	1	—	—	—	1
56142	Telephone call centers	(G)	(D)	(D)	2	1	—	—	—	—	—	—	—	1
5617	Services to buildings & dwellings	280	1 350	7 706	61	47	8	3	2	1	—	—	—	—
56172	Janitorial services	(C)	(D)	(D)	15	9	4	—	1	1	—	—	—	—
56173	Landscaping services	134	668	4 574	44	36	4	3	1	—	—	—	—	—
561730	Landscaping services	134	668	4 574	44	36	4	3	1	—	—	—	—	—
5619	Other support services	109	1 587	6 042	10	8	1	—	—	1	—	—	—	—
56199	All other support services	109	1 587	6 042	10	8	1	—	—	1	—	—	—	—
561990	All other support services	109	1 587	6 042	10	8	1	—	—	1	—	—	—	—
<b>61</b>	<b>Educational services</b>	<b>711</b>	<b>3 882</b>	<b>16 441</b>	<b>25</b>	<b>12</b>	<b>3</b>	—	<b>7</b>	<b>2</b>	—	<b>1</b>	—	—
611	Educational services	711	3 882	16 441	25	12	3	—	7	2	—	1	—	—
6111	Elementary & secondary schools	677	3 698	15 721	11	1	—	—	7	2	—	1	—	—
61111	Elementary & secondary schools	677	3 698	15 721	11	1	—	—	7	2	—	1	—	—
611110	Elementary & secondary schools	677	3 698	15 721	11	1	—	—	7	2	—	1	—	—
<b>62</b>	<b>Health care and social assistance</b>	<b>3 357</b>	<b>23 439</b>	<b>99 870</b>	<b>127</b>	<b>58</b>	<b>22</b>	<b>19</b>	<b>16</b>	<b>5</b>	<b>6</b>	—	—	<b>1</b>
621	Ambulatory health care services	847	8 622	40 066	85	42	20	14	7	1	1	—	—	—
6211	Offices of physicians	440	5 832	26 682	23	8	1	9	4	—	1	—	—	—
62111	Offices of physicians	440	5 832	26 682	23	8	1	9	4	—	1	—	—	—
621111	Offices of physicians (exc mental health)	440	5 832	26 682	23	8	1	9	4	—	1	—	—	—
6212	Offices of dentists	137	1 257	6 567	23	9	10	4	—	—	—	—	—	—
62121	Offices of dentists	137	1 257	6 567	23	9	10	4	—	—	—	—	—	—
621210	Offices of dentists	137	1 257	6 567	23	9	10	4	—	—	—	—	—	—
6213	Offices of other health practitioners	152	926	4 401	28	19	6	1	2	—	—	—	—	—
622	Hospitals	(G)	(D)	(D)	1	—	—	—	—	—	—	—	—	1
6221	General medical & surgical hospitals	(G)	(D)	(D)	1	—	—	—	—	—	—	—	—	1
62211	General medical & surgical hospitals	(G)	(D)	(D)	1	—	—	—	—	—	—	—	—	1
623	Nursing & residential care facilities	1 176	5 083	21 646	13	1	—	1	2	4	5	—	—	—
6231	Nursing care facilities	450	1 875	7 786	5	—	—	1	—	2	2	—	—	—
62311	Nursing care facilities	450	1 875	7 786	5	—	—	1	—	2	2	—	—	—
623110	Nursing care facilities	450	1 875	7 786	5	—	—	1	—	2	2	—	—	—
6232	Residential mental retardation, health facil	(E)	(D)	(D)	2	—	—	—	—	1	1	—	—	—
62321	Residential mental retardation facilities	(E)	(D)	(D)	2	—	—	—	—	1	1	—	—	—
6233	Community care facilities for the elderly	(E)	(D)	(D)	6	1	—	—	2	1	2	—	—	—
62331	Community care facilities for the elderly	(E)	(D)	(D)	6	1	—	—	2	1	2	—	—	—
624	Social assistance	(E)	(D)	(D)	28	15	2	4	7	—	—	—	—	—
6244	Child day care services	(C)	(D)	(D)	22	11	1	4	6	—	—	—	—	—
62441	Child day care services	(C)	(D)	(D)	22	11	1	4	6	—	—	—	—	—
<b>71</b>	<b>Arts, entertainment &amp; recreation</b>	<b>472</b>	<b>2 256</b>	<b>10 828</b>	<b>28</b>	<b>14</b>	<b>5</b>	<b>7</b>	<b>1</b>	—	—	<b>1</b>	—	—
711	Performing arts, spectator sports & related industries	350	1 573	6 630	9	4	1	3	—	—	—	1	—	—
7111	Performing arts companies	323	1 463	6 161	4	1	—	2	—	—	—	1	—	—
71111	Theater companies & dinner theaters	(E)	(D)	(D)	2	1	—	—	—	—	—	1	—	—
713	Amusement, gambling & recreation industries	(C)	(D)	(D)	18	10	3	4	1	—	—	—	—	—
7139	Other amusement & recreation industries	(C)	(D)	(D)	18	10	3	4	1	—	—	—	—	—
<b>72</b>	<b>Accommodation &amp; food services</b>	<b>1 673</b>	<b>3 803</b>	<b>17 650</b>	<b>107</b>	<b>37</b>	<b>12</b>	<b>28</b>	<b>25</b>	<b>5</b>	—	—	—	—
721	Accommodation	180	475	2 599	13	6	—	3	4	—	—	—	—	—
7211	Traveler accommodation	(C)	(D)	(D)	12	5	—	3	4	—	—	—	—	—
72111	Hotels (exc casino hotels) & motels	(C)	(D)	(D)	11	4	—	3	4	—	—	—	—	—
722	Food services & drinking places	1 493	3 328	15 051	94	31	12	25	21	5	—	—	—	—
7221	Full-service restaurants	720	1 673	7 326	30	6	2	8	10	4	—	—	—	—
72211	Full-service restaurants	720	1 673	7 326	30	6	2	8	10	4	—	—	—	—
722110	Full-service restaurants	720	1 673	7 326	30	6	2	8	10	4	—	—	—	—
7222	Limited-service eating places	652	1 336	6 235	45	13	5	16	10	1	—	—	—	—
72221	Limited-service eating places	652	1 336	6 235	45	13	5	16	10	1	—	—	—	—
722211	Limited-service restaurants	581	1 227	5 631	35	8	3	14	9	1	—	—	—	—
<b>81</b>	<b>Other services (except public administration)</b>	<b>1 195</b>	<b>5 608</b>	<b>24 672</b>	<b>156</b>	<b>83</b>	<b>36</b>	<b>25</b>	<b>11</b>	—	<b>1</b>	—	—	—
811	Repair & maintenance	408	2 950	13 496	50	32	9	8	—	—	1	—	—	—
8111	Automotive repair & maintenance	164	895	4 610	32	18	7	7	—	—	—	—	—	—
8112	Electronic & precision equipment R&M	(C)	(D)	(D)	3	2	—	—	—	—	1	—	—	—
81121	Electronic & precision equipment R&M	(C)	(D)	(D)	3	2	—	—	—	—	1	—	—	—
812	Personal & laundry services	256	1 064	4 598	45	25	9	9	2	—	—	—	—	—
8121	Personal care services	131	485	2 026	24	13	6	4	1	—	—	—	—	—
81211	Hair, nail & skin care services	(C)	(D)	(D)	21	11	5	4	1	—	—	—	—	—
812112	Beauty salons	112	407	1 693	20	11	4	4	1	—	—	—	—	—

See footnotes at end of table.

**Table 6. Counties—Employees, Payroll, and Establishments by Industry: 2001—Con.**

[Excludes most government employees, railroad employees, and self-employed persons. Size class 1 to 4 includes establishments with payroll, but no employees, during mid-March pay period. (D) denotes figures withheld to avoid disclosing data for individual companies; the data are included in broader industry totals. Detailed industries with 100 or more employees are shown if industry was not a (D). For explanation of terms, abbreviations, and data reliability/comparability, see introductory text]

NAICS code	Industry	Number of employees for week including March 12	Payroll (\$1,000)		Total number of establishments	Number of establishments by employment-size class								
			First quarter	Annual		1 to 4	5 to 9	10 to 19	20 to 49	50 to 99	100 to 249	250 to 499	500 to 999	1,000 or more
<b>CARVER—Con.</b>														
<b>81</b>	<b>Other services (except public administration)—Con.</b>													
813	Religious, grantmaking, civic, prof & like organizations .....	531	1 594	6 578	61	26	18	8	9	—	—	—	—	—
8131	Religious organizations .....	364	1 320	5 374	38	13	13	6	6	—	—	—	—	—
81311	Religious organizations .....	364	1 320	5 374	38	13	13	6	6	—	—	—	—	—
813110	Religious organizations .....	364	1 320	5 374	38	13	13	6	6	—	—	—	—	—
8134	Civic & social organizations .....	141	195	820	12	4	3	2	3	—	—	—	—	—
81341	Civic & social organizations .....	141	195	820	12	4	3	2	3	—	—	—	—	—
813410	Civic & social organizations .....	141	195	820	12	4	3	2	3	—	—	—	—	—
<b>99</b>	<b>Unclassified establishments .....</b>	<b>(B)</b>	<b>(D)</b>	<b>(D)</b>	<b>13</b>	<b>12</b>	<b>—</b>	<b>1</b>	<b>—</b>	<b>—</b>	<b>—</b>	<b>—</b>	<b>—</b>	<b>—</b>
<b>CASS</b>														
	<b>Total .....</b>	<b>4 541</b>	<b>19 188</b>	<b>91 895</b>	<b>811</b>	<b>539</b>	<b>143</b>	<b>87</b>	<b>31</b>	<b>9</b>	<b>2</b>	<b>—</b>	<b>—</b>	<b>—</b>
<b>11</b>	<b>Forestry, fishing, hunting, and agriculture support</b> .....	<b>(B)</b>	<b>(D)</b>	<b>(D)</b>	<b>10</b>	<b>6</b>	<b>4</b>	<b>—</b>	<b>—</b>	<b>—</b>	<b>—</b>	<b>—</b>	<b>—</b>	<b>—</b>
<b>22</b>	<b>Utilities .....</b>	<b>(B)</b>	<b>(D)</b>	<b>(D)</b>	<b>3</b>	<b>1</b>	<b>—</b>	<b>2</b>	<b>—</b>	<b>—</b>	<b>—</b>	<b>—</b>	<b>—</b>	<b>—</b>
<b>23</b>	<b>Construction .....</b>	<b>406</b>	<b>1 869</b>	<b>10 928</b>	<b>122</b>	<b>97</b>	<b>18</b>	<b>4</b>	<b>3</b>	<b>—</b>	<b>—</b>	<b>—</b>	<b>—</b>	<b>—</b>
233	Building, developing & general contracting .....	186	819	4 445	51	37	9	4	1	—	—	—	—	—
2332	Residential building construction .....	(C)	(D)	(D)	46	34	9	2	1	—	—	—	—	—
23321	Single-family housing construction .....	150	735	4 052	45	33	9	2	1	—	—	—	—	—
233210	Single-family housing construction .....	150	735	4 052	45	33	9	2	1	—	—	—	—	—
235	Special trade contractors .....	204	957	5 576	63	53	8	—	2	—	—	—	—	—
<b>31-33</b>	<b>Manufacturing .....</b>	<b>200</b>	<b>946</b>	<b>3 431</b>	<b>38</b>	<b>24</b>	<b>8</b>	<b>4</b>	<b>2</b>	<b>—</b>	<b>—</b>	<b>—</b>	<b>—</b>	<b>—</b>
<b>42</b>	<b>Wholesale trade .....</b>	<b>173</b>	<b>1 127</b>	<b>5 382</b>	<b>21</b>	<b>12</b>	<b>3</b>	<b>4</b>	<b>2</b>	<b>—</b>	<b>—</b>	<b>—</b>	<b>—</b>	<b>—</b>
<b>44-45</b>	<b>Retail trade .....</b>	<b>999</b>	<b>3 648</b>	<b>16 773</b>	<b>182</b>	<b>106</b>	<b>43</b>	<b>29</b>	<b>3</b>	<b>1</b>	<b>—</b>	<b>—</b>	<b>—</b>	<b>—</b>
444	Bldg material & garden equip & supp dealers .....	167	789	3 676	23	7	10	6	—	—	—	—	—	—
4441	Building material & supplies dealers .....	157	764	3 480	19	4	9	6	—	—	—	—	—	—
445	Food & beverage stores .....	268	850	3 917	26	7	10	7	1	1	—	—	—	—
4451	Grocery stores .....	(C)	(D)	(D)	9	1	4	3	—	1	—	—	—	—
44511	Grocery (except convenience) stores .....	136	431	1 988	7	1	2	3	—	1	—	—	—	—
445110	Grocery (except convenience) stores .....	136	431	1 988	7	1	2	3	—	1	—	—	—	—
447	Gasoline stations .....	182	462	2 054	21	8	4	8	1	—	—	—	—	—
4471	Gasoline stations .....	182	462	2 054	21	8	4	8	1	—	—	—	—	—
44711	Gasoline stations with convenience stores .....	164	428	1 883	16	4	4	7	1	—	—	—	—	—
447110	Gasoline stations with convenience stores .....	164	428	1 883	16	4	4	7	1	—	—	—	—	—
<b>48-49</b>	<b>Transportation &amp; warehousing .....</b>	<b>(B)</b>	<b>(D)</b>	<b>(D)</b>	<b>11</b>	<b>7</b>	<b>3</b>	<b>1</b>	<b>—</b>	<b>—</b>	<b>—</b>	<b>—</b>	<b>—</b>	<b>—</b>
<b>51</b>	<b>Information .....</b>	<b>235</b>	<b>2 170</b>	<b>9 976</b>	<b>12</b>	<b>5</b>	<b>2</b>	<b>2</b>	<b>2</b>	<b>—</b>	<b>1</b>	<b>—</b>	<b>—</b>	<b>—</b>
513	Broadcasting & telecommunications .....	(C)	(D)	(D)	9	5	1	1	1	—	1	—	—	—
5133	Telecommunications .....	(C)	(D)	(D)	7	3	1	1	1	—	1	—	—	—
51331	Wired telecommunications carriers .....	(C)	(D)	(D)	7	3	1	1	1	—	1	—	—	—
<b>52</b>	<b>Finance &amp; insurance .....</b>	<b>203</b>	<b>1 353</b>	<b>6 284</b>	<b>26</b>	<b>13</b>	<b>6</b>	<b>5</b>	<b>1</b>	<b>1</b>	<b>—</b>	<b>—</b>	<b>—</b>	<b>—</b>
522	Credit intermediation & related activities .....	180	1 186	5 537	15	4	4	5	1	1	—	—	—	—
5221	Depository credit intermediation .....	(C)	(D)	(D)	14	3	4	5	1	1	—	—	—	—
52211	Commercial banking .....	(C)	(D)	(D)	13	2	4	5	1	1	—	—	—	—
<b>53</b>	<b>Real estate &amp; rental &amp; leasing .....</b>	<b>102</b>	<b>317</b>	<b>1 629</b>	<b>24</b>	<b>19</b>	<b>3</b>	<b>1</b>	<b>—</b>	<b>1</b>	<b>—</b>	<b>—</b>	<b>—</b>	<b>—</b>
<b>54</b>	<b>Professional, scientific &amp; technical services .....</b>	<b>183</b>	<b>1 264</b>	<b>5 738</b>	<b>38</b>	<b>29</b>	<b>4</b>	<b>3</b>	<b>2</b>	<b>—</b>	<b>—</b>	<b>—</b>	<b>—</b>	<b>—</b>
541	Professional, scientific & technical services .....	183	1 264	5 738	38	29	4	3	2	—	—	—	—	—
<b>55</b>	<b>Management of companies &amp; enterprises .....</b>	<b>(B)</b>	<b>(D)</b>	<b>(D)</b>	<b>3</b>	<b>2</b>	<b>—</b>	<b>1</b>	<b>—</b>	<b>—</b>	<b>—</b>	<b>—</b>	<b>—</b>	<b>—</b>
<b>56</b>	<b>Admin, support, waste mgt, remediation services .....</b>	<b>122</b>	<b>381</b>	<b>2 940</b>	<b>32</b>	<b>29</b>	<b>1</b>	<b>—</b>	<b>1</b>	<b>1</b>	<b>—</b>	<b>—</b>	<b>—</b>	<b>—</b>
<b>61</b>	<b>Educational services .....</b>	<b>(A)</b>	<b>(D)</b>	<b>(D)</b>	<b>2</b>	<b>1</b>	<b>1</b>	<b>—</b>	<b>—</b>	<b>—</b>	<b>—</b>	<b>—</b>	<b>—</b>	<b>—</b>
<b>62</b>	<b>Health care and social assistance .....</b>	<b>651</b>	<b>2 616</b>	<b>11 207</b>	<b>40</b>	<b>19</b>	<b>8</b>	<b>4</b>	<b>4</b>	<b>4</b>	<b>1</b>	<b>—</b>	<b>—</b>	<b>—</b>
621	Ambulatory health care services .....	(C)	(D)	(D)	20	12	5	1	2	—	—	—	—	—
623	Nursing & residential care facilities .....	(E)	(D)	(D)	10	1	1	2	2	3	1	—	—	—
6231	Nursing care facilities .....	(C)	(D)	(D)	2	—	—	—	—	1	1	—	—	—
62311	Nursing care facilities .....	(C)	(D)	(D)	2	—	—	—	—	1	1	—	—	—
624	Social assistance .....	135	302	1 252	10	6	2	1	—	1	—	—	—	—
6241	Individual & family services .....	117	246	1 018	5	2	1	1	—	1	—	—	—	—
62412	Services for elderly & disabled persons .....	(C)	(D)	(D)	2	—	—	1	—	1	—	—	—	—
<b>71</b>	<b>Arts, entertainment &amp; recreation .....</b>	<b>39</b>	<b>91</b>	<b>1 054</b>	<b>14</b>	<b>12</b>	<b>—</b>	<b>2</b>	<b>—</b>	<b>—</b>	<b>—</b>	<b>—</b>	<b>—</b>	<b>—</b>
<b>72</b>	<b>Accommodation &amp; food services .....</b>	<b>698</b>	<b>1 422</b>	<b>8 567</b>	<b>135</b>	<b>86</b>	<b>21</b>	<b>20</b>	<b>7</b>	<b>1</b>	<b>—</b>	<b>—</b>	<b>—</b>	<b>—</b>
721	Accommodation .....	204	508	3 507	68	57	5	4	1	1	—	—	—	—
722	Food services & drinking places .....	494	914	5 060	67	29	16	16	6	—	—	—	—	—
7221	Full-service restaurants .....	331	627	3 420	38	13	10	11	4	—	—	—	—	—
72211	Full-service restaurants .....	331	627	3 420	38	13	10	11	4	—	—	—	—	—
722110	Full-service restaurants .....	331	627	3 420	38	13	10	11	4	—	—	—	—	—
7222	Limited-service eating places .....	122	210	1 214	19	9	4	4	2	—	—	—	—	—
72221	Limited-service eating places .....	122	210	1 214	19	9	4	4	2	—	—	—	—	—
722211	Limited-service restaurants .....	120	207	1 151	13	3	4	4	2	—	—	—	—	—

See footnotes at end of table.

**Table 6. Counties—Employees, Payroll, and Establishments by Industry: 2001—Con.**

[Excludes most government employees, railroad employees, and self-employed persons. Size class 1 to 4 includes establishments with payroll, but no employees, during mid-March pay period. (D) denotes figures withheld to avoid disclosing data for individual companies; the data are included in broader industry totals. Detailed industries with 100 or more employees are shown if industry was not a (D). For explanation of terms, abbreviations, and data reliability/comparability, see introductory text]

NAICS code	Industry	Number of employees for week including March 12	Payroll (\$1,000)		Total number of establishments	Number of establishments by employment-size class									
			First quarter	Annual		1 to 4	5 to 9	10 to 19	20 to 49	50 to 99	100 to 249	250 to 499	500 to 999	1,000 or more	
<b>CASS—Con.</b>															
<b>81</b>	<b>Other services (except public administration) .....</b>	<b>378</b>	<b>964</b>	<b>4 230</b>	<b>94</b>	<b>67</b>	<b>18</b>	<b>5</b>	<b>4</b>	—	—	—	—	—	
813	Religious, grantmaking, civic, prof & like organizations .....	299	628	2 723	59	37	15	3	4	—	—	—	—	—	
8131	Religious organizations .....	130	308	1 376	32	19	12	1	—	—	—	—	—	—	
81311	Religious organizations .....	130	308	1 376	32	19	12	1	—	—	—	—	—	—	
813110	Religious organizations .....	130	308	1 376	32	19	12	1	—	—	—	—	—	—	
8134	Civic & social organizations .....	130	173	737	16	8	3	2	3	—	—	—	—	—	
81341	Civic & social organizations .....	130	173	737	16	8	3	2	3	—	—	—	—	—	
813410	Civic & social organizations .....	130	173	737	16	8	3	2	3	—	—	—	—	—	
<b>99</b>	<b>Unclassified establishments .....</b>	<b>(A)</b>	<b>(D)</b>	<b>(D)</b>	<b>4</b>	<b>4</b>	—	—	—	—	—	—	—	—	
<b>CHIPPEWA</b>															
	<b>Total .....</b>	<b>4 057</b>	<b>20 622</b>	<b>89 842</b>	<b>395</b>	<b>217</b>	<b>87</b>	<b>47</b>	<b>32</b>	<b>3</b>	<b>9</b>	—	—	—	
<b>11</b>	<b>Forestry, fishing, hunting, and agriculture support .....</b>	<b>(B)</b>	<b>(D)</b>	<b>(D)</b>	<b>1</b>	—	—	—	<b>1</b>	—	—	—	—	—	
<b>21</b>	<b>Mining .....</b>	<b>(A)</b>	<b>(D)</b>	<b>(D)</b>	<b>1</b>	—	<b>1</b>	—	—	—	—	—	—	—	
<b>22</b>	<b>Utilities .....</b>	<b>(B)</b>	<b>(D)</b>	<b>(D)</b>	<b>3</b>	—	<b>2</b>	—	<b>1</b>	—	—	—	—	—	
<b>23</b>	<b>Construction .....</b>	<b>178</b>	<b>1 044</b>	<b>6 274</b>	<b>47</b>	<b>36</b>	<b>6</b>	<b>3</b>	<b>2</b>	—	—	—	—	—	
<b>31-33</b>	<b>Manufacturing .....</b>	<b>850</b>	<b>5 493</b>	<b>24 673</b>	<b>20</b>	<b>7</b>	<b>2</b>	<b>2</b>	<b>5</b>	—	<b>4</b>	—	—	—	
321	Wood product mfg .....	(C)	(D)	(D)	1	—	—	—	—	—	1	—	—	—	
3219	Other wood product mfg .....	(C)	(D)	(D)	1	—	—	—	—	—	1	—	—	—	
32199	All other wood product mfg .....	(C)	(D)	(D)	1	—	—	—	—	—	1	—	—	—	
332	Fabricated metal product mfg .....	163	956	3 906	6	3	1	—	1	—	1	—	—	—	
3327	Mach shops, turn prod, screw, nut, bolt mfg ....	(C)	(D)	(D)	4	3	—	—	—	—	1	—	—	—	
33271	Machine shops .....	(C)	(D)	(D)	4	3	—	—	—	—	1	—	—	—	
334	Computer & electronic product mfg .....	(C)	(D)	(D)	2	—	—	—	1	—	1	—	—	—	
3344	Semiconductor & oth electronic component mfg .....	(C)	(D)	(D)	2	—	—	—	1	—	1	—	—	—	
33441	Semiconductor & oth electronic component mfg .....	(C)	(D)	(D)	2	—	—	—	1	—	1	—	—	—	
336	Transportation equipment mfg .....	(C)	(D)	(D)	1	—	—	—	—	—	1	—	—	—	
3364	Aerospace product & parts mfg .....	(C)	(D)	(D)	1	—	—	—	—	—	1	—	—	—	
33641	Aerospace product & parts mfg .....	(C)	(D)	(D)	1	—	—	—	—	—	1	—	—	—	
<b>42</b>	<b>Wholesale trade .....</b>	<b>175</b>	<b>1 352</b>	<b>5 921</b>	<b>19</b>	<b>8</b>	<b>4</b>	<b>6</b>	<b>1</b>	—	—	—	—	—	
421	Wholesale trade, durable goods .....	119	952	3 743	12	5	3	3	1	—	—	—	—	—	
<b>44-45</b>	<b>Retail trade .....</b>	<b>746</b>	<b>2 775</b>	<b>11 743</b>	<b>67</b>	<b>28</b>	<b>18</b>	<b>12</b>	<b>6</b>	<b>2</b>	<b>1</b>	—	—	—	
444	Bldg material & garden equip & supp dealers .....	111	524	2 172	16	6	8	1	1	—	—	—	—	—	
445	Food & beverage stores .....	147	588	2 369	8	2	1	3	1	1	—	—	—	—	
447	Gasoline stations .....	110	283	1 247	10	2	2	5	1	—	—	—	—	—	
4471	Gasoline stations .....	110	283	1 247	10	2	2	5	1	—	—	—	—	—	
452	General merchandise stores .....	(C)	(D)	(D)	2	1	—	—	—	—	1	—	—	—	
4521	Department stores .....	(C)	(D)	(D)	1	—	—	—	—	—	1	—	—	—	
45211	Department stores .....	(C)	(D)	(D)	1	—	—	—	—	—	1	—	—	—	
<b>48-49</b>	<b>Transportation &amp; warehousing .....</b>	<b>73</b>	<b>229</b>	<b>1 016</b>	<b>25</b>	<b>21</b>	<b>2</b>	<b>1</b>	<b>1</b>	—	—	—	—	—	
<b>51</b>	<b>Information .....</b>	<b>(B)</b>	<b>(D)</b>	<b>(D)</b>	<b>8</b>	<b>5</b>	<b>1</b>	<b>2</b>	—	—	—	—	—	—	
<b>52</b>	<b>Finance &amp; insurance .....</b>	<b>198</b>	<b>1 543</b>	<b>5 902</b>	<b>31</b>	<b>21</b>	<b>4</b>	<b>3</b>	<b>3</b>	—	—	—	—	—	
522	Credit intermediation & related activities .....	(C)	(D)	(D)	11	3	2	3	3	—	—	—	—	—	
5221	Depository credit intermediation .....	(C)	(D)	(D)	9	1	2	3	3	—	—	—	—	—	
52211	Commercial banking .....	124	1 063	3 919	7	—	2	2	3	—	—	—	—	—	
522110	Commercial banking .....	124	1 063	3 919	7	—	2	2	3	—	—	—	—	—	
<b>53</b>	<b>Real estate &amp; rental &amp; leasing .....</b>	<b>61</b>	<b>108</b>	<b>527</b>	<b>13</b>	<b>9</b>	<b>1</b>	<b>3</b>	—	—	—	—	—	—	
<b>54</b>	<b>Professional, scientific &amp; technical services .....</b>	<b>130</b>	<b>858</b>	<b>3 691</b>	<b>17</b>	<b>8</b>	<b>7</b>	<b>1</b>	<b>1</b>	—	—	—	—	—	
541	Professional, scientific & technical services .....	130	858	3 691	17	8	7	1	1	—	—	—	—	—	
<b>56</b>	<b>Admin, support, waste mgt, remediation services .....</b>	<b>85</b>	<b>319</b>	<b>1 456</b>	<b>13</b>	<b>6</b>	<b>5</b>	<b>1</b>	<b>1</b>	—	—	—	—	—	
<b>61</b>	<b>Educational services .....</b>	<b>(C)</b>	<b>(D)</b>	<b>(D)</b>	<b>2</b>	<b>1</b>	—	—	—	—	<b>1</b>	—	—	—	
611	Educational services .....	(C)	(D)	(D)	2	1	—	—	—	—	1	—	—	—	
6111	Elementary & secondary schools .....	(C)	(D)	(D)	1	—	—	—	—	—	1	—	—	—	
61111	Elementary & secondary schools .....	(C)	(D)	(D)	1	—	—	—	—	—	1	—	—	—	

See footnotes at end of table.

**Table 6. Counties—Employees, Payroll, and Establishments by Industry: 2001—Con.**

[Excludes most government employees, railroad employees, and self-employed persons. Size class 1 to 4 includes establishments with payroll, but no employees, during mid-March pay period. (D) denotes figures withheld to avoid disclosing data for individual companies; the data are included in broader industry totals. Detailed industries with 100 or more employees are shown if industry was not a (D). For explanation of terms, abbreviations, and data reliability/comparability, see introductory text]

NAICS code	Industry	Number of employees for week including March 12	Payroll (\$1,000)		Total number of establishments	Number of establishments by employment-size class								
			First quarter	Annual		1 to 4	5 to 9	10 to 19	20 to 49	50 to 99	100 to 249	250 to 499	500 to 999	1,000 or more
<b>CHIPPEWA—Con.</b>														
<b>62</b>	<b>Health care and social assistance . . . . .</b>	<b>669</b>	<b>3 635</b>	<b>14 531</b>	<b>33</b>	<b>13</b>	<b>10</b>	<b>4</b>	<b>2</b>	<b>1</b>	<b>3</b>	—	—	—
621	Ambulatory health care services . . . . .	116	978	3 877	13	5	5	2	1	—	—	—	—	—
622	Hospitals . . . . . (C)	(D)	(D)	(D)	1	—	—	—	—	—	1	—	—	—
6221	General medical & surgical hospitals . . . . . (C)	(D)	(D)	(D)	1	—	—	—	—	—	1	—	—	—
62211	General medical & surgical hospitals . . . . . (C)	(D)	(D)	(D)	1	—	—	—	—	—	1	—	—	—
623	Nursing & residential care facilities . . . . . (C)	(D)	(D)	(D)	10	5	3	—	1	—	1	—	—	—
6231	Nursing care facilities . . . . . (C)	(D)	(D)	(D)	1	—	—	—	—	—	1	—	—	—
62311	Nursing care facilities . . . . . (C)	(D)	(D)	(D)	1	—	—	—	—	—	1	—	—	—
624	Social assistance . . . . .	224	847	3 238	9	3	2	2	—	1	1	—	—	—
6241	Individual & family services . . . . . (C)	(D)	(D)	(D)	4	2	—	1	—	—	1	—	—	—
62419	Other individual & family services . . . . . (C)	(D)	(D)	(D)	3	1	—	1	—	—	1	—	—	—
<b>71</b>	<b>Arts, entertainment &amp; recreation . . . . . (A)</b>	<b>(D)</b>	<b>(D)</b>	<b>(D)</b>	<b>7</b>	<b>5</b>	<b>2</b>	—	—	—	—	—	—	—
<b>72</b>	<b>Accommodation &amp; food services . . . . .</b>	<b>297</b>	<b>468</b>	<b>2 022</b>	<b>28</b>	<b>10</b>	<b>7</b>	<b>6</b>	<b>5</b>	—	—	—	—	—
722	Food services & drinking places . . . . . (E)	(D)	(D)	(D)	26	8	7	6	5	—	—	—	—	—
7222	Limited-service eating places . . . . .	146	178	847	9	1	2	4	2	—	—	—	—	—
72221	Limited-service eating places . . . . .	146	178	847	9	1	2	4	2	—	—	—	—	—
<b>81</b>	<b>Other services (except public administration) . . . . .</b>	<b>290</b>	<b>838</b>	<b>3 428</b>	<b>55</b>	<b>34</b>	<b>15</b>	<b>3</b>	<b>3</b>	—	—	—	—	—
813	Religious, grantmaking, civic, prof & like organizations . . . . .	181	343	1 348	33	18	11	3	1	—	—	—	—	—
8131	Religious organizations . . . . .	127	235	931	25	13	10	2	—	—	—	—	—	—
81311	Religious organizations . . . . .	127	235	931	25	13	10	2	—	—	—	—	—	—
813110	Religious organizations . . . . .	127	235	931	25	13	10	2	—	—	—	—	—	—
<b>99</b>	<b>Unclassified establishments . . . . . (A)</b>	<b>(D)</b>	<b>(D)</b>	<b>(D)</b>	<b>5</b>	<b>5</b>	—	—	—	—	—	—	—	—
<b>CHISAGO</b>														
	<b>Total . . . . .</b>	<b>11 058</b>	<b>61 086</b>	<b>285 945</b>	<b>1 152</b>	<b>719</b>	<b>184</b>	<b>139</b>	<b>88</b>	<b>9</b>	<b>11</b>	—	<b>1</b>	<b>1</b>
<b>11</b>	<b>Forestry, fishing, hunting, and agriculture support . . . . . (A)</b>	<b>(D)</b>	<b>(D)</b>	<b>(D)</b>	<b>4</b>	<b>3</b>	—	<b>1</b>	—	—	—	—	—	—
<b>21</b>	<b>Mining . . . . .</b>	<b>7</b>	<b>55</b>	<b>315</b>	<b>4</b>	<b>4</b>	—	—	—	—	—	—	—	—
<b>22</b>	<b>Utilities . . . . . (B)</b>	<b>(D)</b>	<b>(D)</b>	<b>(D)</b>	<b>2</b>	<b>1</b>	—	<b>1</b>	—	—	—	—	—	—
<b>23</b>	<b>Construction . . . . .</b>	<b>714</b>	<b>5 146</b>	<b>43 537</b>	<b>233</b>	<b>191</b>	<b>27</b>	<b>12</b>	<b>3</b>	—	—	—	—	—
233	Building, developing & general contracting . . . . .	142	948	4 766	69	62	6	1	—	—	—	—	—	—
2332	Residential building construction . . . . . (C)	(D)	(D)	(D)	58	53	5	—	—	—	—	—	—	—
23321	Single-family housing construction . . . . .	104	694	3 499	56	51	5	—	—	—	—	—	—	—
233210	Single-family housing construction . . . . .	104	694	3 499	56	51	5	—	—	—	—	—	—	—
235	Special trade contractors . . . . .	474	2 848	17 273	148	118	20	8	2	—	—	—	—	—
2351	Plumbing, heating & AC contractor . . . . .	102	751	3 813	27	20	3	4	—	—	—	—	—	—
23511	Plumbing, heating & AC contractor . . . . .	102	751	3 813	27	20	3	4	—	—	—	—	—	—
235110	Plumbing, heating & AC contractor . . . . .	102	751	3 813	27	20	3	4	—	—	—	—	—	—
<b>31-33</b>	<b>Manufacturing . . . . .</b>	<b>2 026</b>	<b>15 051</b>	<b>62 018</b>	<b>88</b>	<b>33</b>	<b>13</b>	<b>15</b>	<b>18</b>	<b>4</b>	<b>5</b>	—	—	—
326	Plastics & rubber products mfg . . . . .	613	4 280	19 563	12	1	4	2	3	—	2	—	—	—
3261	Plastics product mfg . . . . .	613	4 280	19 563	12	1	4	2	3	—	2	—	—	—
32619	Other plastics product mfg . . . . .	578	4 010	18 453	8	1	1	1	3	—	2	—	—	—
327	Nonmetallic mineral product mfg . . . . . (C)	(D)	(D)	(D)	2	1	—	—	—	—	1	—	—	—
3273	Cement & concrete product mfg . . . . . (C)	(D)	(D)	(D)	2	1	—	—	—	—	1	—	—	—
32733	Concrete pipe, brick & block mfg . . . . . (C)	(D)	(D)	(D)	2	1	—	—	—	—	1	—	—	—
332	Fabricated metal product mfg . . . . .	425	3 587	14 193	24	7	4	5	6	2	—	—	—	—
3323	Architectural & structural metals mfg . . . . .	131	1 206	4 246	5	2	—	1	1	—	—	—	—	—
33232	Ornamental & architectural metal prod mfg . . . . . (C)	(D)	(D)	(D)	4	2	—	—	1	1	—	—	—	—
3327	Mach shops, turn prod, screw, nut, bolt mfg . . . . .	114	851	2 990	8	3	1	2	1	1	—	—	—	—
333	Machinery mfg . . . . .	177	1 429	5 523	13	7	1	1	3	1	—	—	—	—
3339	Other general purpose machinery mfg . . . . .	120	943	3 567	4	1	—	—	2	1	—	—	—	—
334	Computer & electronic product mfg . . . . .	221	1 417	5 360	4	1	—	1	—	1	1	—	—	—
3344	Semiconductor & oth electronic component mfg . . . . . (C)	(D)	(D)	(D)	3	—	—	1	—	1	1	—	—	—
33441	Semiconductor & oth electronic component mfg . . . . . (C)	(D)	(D)	(D)	3	—	—	1	—	1	1	—	—	—
336	Transportation equipment mfg . . . . . (C)	(D)	(D)	(D)	2	—	—	—	1	—	1	—	—	—
3366	Ship & boat building . . . . . (C)	(D)	(D)	(D)	2	—	—	—	1	—	1	—	—	—
33661	Ship & boat building . . . . . (C)	(D)	(D)	(D)	2	—	—	—	1	—	1	—	—	—
<b>42</b>	<b>Wholesale trade . . . . .</b>	<b>397</b>	<b>3 169</b>	<b>13 053</b>	<b>46</b>	<b>27</b>	<b>7</b>	<b>5</b>	<b>6</b>	<b>1</b>	—	—	—	—
421	Wholesale trade, durable goods . . . . .	280	2 241	8 912	29	15	5	5	3	1	—	—	—	—
4218	Machinery, equipment & supplies whsle . . . . .	162	1 575	6 239	12	7	—	2	2	1	—	—	—	—
422	Wholesale trade, nondurable goods . . . . .	117	928	4 141	17	12	2	—	3	—	—	—	—	—

See footnotes at end of table.

**Table 6. Counties—Employees, Payroll, and Establishments by Industry: 2001—Con.**

[Excludes most government employees, railroad employees, and self-employed persons. Size class 1 to 4 includes establishments with payroll, but no employees, during mid-March pay period. (D) denotes figures withheld to avoid disclosing data for individual companies; the data are included in broader industry totals. Detailed industries with 100 or more employees are shown if industry was not a (D). For explanation of terms, abbreviations, and data reliability/comparability, see introductory text]

NAICS code	Industry	Number of employees for week including March 12	Payroll (\$1,000)		Total number of establishments	Number of establishments by employment-size class								
			First quarter	Annual		1 to 4	5 to 9	10 to 19	20 to 49	50 to 99	100 to 249	250 to 499	500 to 999	1,000 or more
<b>CHISAGO—Con.</b>														
<b>44-45</b>	<b>Retail trade</b>	<b>1 824</b>	<b>7 268</b>	<b>32 991</b>	<b>169</b>	<b>60</b>	<b>52</b>	<b>37</b>	<b>16</b>	<b>2</b>	<b>2</b>			
441	Motor vehicle & parts dealers	205	1 217	6 579	21	7	7	4	3					
4411	Automobile dealers	106	663	3 490	11	3	4	2	2					
442	Furniture & home furnishing stores	111	429	1 887	14	9	2	2		1				
444	Bldg material & garden equip & supp dealers	145	990	4 012	16	5	7	2	2					
4441	Building material & supplies dealers	131	952	3 845	13	3	7	1	2					
445	Food & beverage stores	457	1 413	6 459	23	5	5	6	5	1	1			
4451	Grocery stores	(E)	(D)	(D)	12	4	1	2	3	1	1			
44511	Grocery (except convenience) stores	253	787	3 766	5	1		1	1	1	1			
445110	Grocery (except convenience) stores	253	787	3 766	5	1		1	1	1	1			
4453	Beer, wine & liquor stores	100	408	1 872	9	1	4	2	2					
44531	Beer, wine & liquor stores	100	408	1 872	9	1	4	2	2					
445310	Beer, wine & liquor stores	100	408	1 872	9	1	4	2	2					
447	Gasoline stations	314	876	3 556	26	4	5	13	4					
4471	Gasoline stations	314	876	3 556	26	4	5	13	4					
44711	Gasoline stations with convenience stores	248	752	3 027	19	1	4	11	3					
447110	Gasoline stations with convenience stores	248	752	3 027	19	1	4	11	3					
448	Clothing & clothing accessories stores	179	534	2 233	25	7	10	8						
4481	Clothing stores	120	322	1 325	17	4	9	4						
454	Nonstore retailers	226	1 093	4 817	8	3	4				1			
4541	Electronic shopping & mail-order houses	(C)	(D)	(D)	3	2					1			
45411	Electronic shopping & mail-order houses	(C)	(D)	(D)	3	2					1			
<b>48-49</b>	<b>Transportation &amp; warehousing</b>	<b>123</b>	<b>685</b>	<b>4 185</b>	<b>39</b>	<b>32</b>	<b>4</b>	<b>2</b>	<b>1</b>					
<b>51</b>	<b>Information</b>	<b>75</b>	<b>702</b>	<b>3 087</b>	<b>12</b>	<b>5</b>	<b>4</b>	<b>3</b>						
<b>52</b>	<b>Finance &amp; insurance</b>	<b>319</b>	<b>2 397</b>	<b>9 294</b>	<b>43</b>	<b>28</b>	<b>6</b>	<b>3</b>	<b>6</b>					
522	Credit intermediation & related activities	243	1 902	7 274	17	7	2	2	6					
5221	Depository credit intermediation	(C)	(D)	(D)	14	4	2	2	6					
52211	Commercial banking	230	1 662	6 475	13	3	2	2	6					
522110	Commercial banking	230	1 662	6 475	13	3	2	2	6					
<b>53</b>	<b>Real estate &amp; rental &amp; leasing</b>	<b>162</b>	<b>447</b>	<b>2 210</b>	<b>48</b>	<b>39</b>	<b>5</b>	<b>3</b>	<b>1</b>					
531	Real estate	(C)	(D)	(D)	39	33	3	2	1					
<b>54</b>	<b>Professional, scientific &amp; technical services</b>	<b>295</b>	<b>1 889</b>	<b>8 509</b>	<b>102</b>	<b>85</b>	<b>9</b>	<b>7</b>	<b>1</b>					
541	Professional, scientific & technical services	295	1 889	8 509	102	85	9	7	1					
<b>56</b>	<b>Admin, support, waste mgt, remediation services</b>	<b>304</b>	<b>1 039</b>	<b>5 148</b>	<b>56</b>	<b>40</b>	<b>9</b>	<b>4</b>	<b>2</b>	<b>1</b>				
561	Administrative & support services	282	935	4 638	49	35	7	4	2	1				
5617	Services to buildings & dwellings	173	353	2 205	34	25	5	3		1				
56172	Janitorial services	131	234	1 036	9	4	1	3						
561720	Janitorial services	131	234	1 036	9	4	1	3		1				
<b>61</b>	<b>Educational services</b>	<b>(B)</b>	<b>(D)</b>	<b>(D)</b>	<b>5</b>	<b>4</b>			<b>1</b>					
<b>62</b>	<b>Health care and social assistance</b>	<b>2 915</b>	<b>18 150</b>	<b>78 124</b>	<b>80</b>	<b>35</b>	<b>17</b>	<b>14</b>	<b>9</b>		<b>3</b>		<b>1</b>	<b>1</b>
621	Ambulatory health care services	1 017	7 417	30 766	41	21	14	2	3				1	
6214	Outpatient care centers	(F)	(D)	(D)	3	1	1						1	
62142	Outpatient mental health, substance abuse ctrs	(F)	(D)	(D)	2	1							1	
622	Hospitals	(G)	(D)	(D)	1									1
6221	General medical & surgical hospitals	(G)	(D)	(D)	1									1
62211	General medical & surgical hospitals	(G)	(D)	(D)	1									1
623	Nursing & residential care facilities	474	1 988	7 699	12	3	2	4	1		2			
6231	Nursing care facilities	(E)	(D)	(D)	2						2			
62311	Nursing care facilities	(E)	(D)	(D)	2						2			
624	Social assistance	(E)	(D)	(D)	26	11	1	8	5		1			
6241	Individual & family services	(C)	(D)	(D)	15	6	1	8						
6243	Vocational rehabilitation services	(C)	(D)	(D)	2				1		1			
62431	Vocational rehabilitation services	(C)	(D)	(D)	2				1		1			
<b>71</b>	<b>Arts, entertainment &amp; recreation</b>	<b>348</b>	<b>778</b>	<b>3 377</b>	<b>26</b>	<b>16</b>	<b>4</b>	<b>4</b>	<b>1</b>		<b>1</b>			
713	Amusement, gambling & recreation industries	344	773	3 352	22	12	4	4	1		1			
7139	Other amusement & recreation industries	324	751	3 254	19	11	3	3	1		1			
71392	Skiing facilities	(C)	(D)	(D)	1						1			
<b>72</b>	<b>Accommodation &amp; food services</b>	<b>872</b>	<b>1 538</b>	<b>7 473</b>	<b>65</b>	<b>26</b>	<b>6</b>	<b>16</b>	<b>16</b>	<b>1</b>				
721	Accommodation	112	148	733	7	3		1	3					
7211	Traveler accommodation	(C)	(D)	(D)	5	1		1	3					
72111	Hotels (exc casino hotels) & motels	110	137	637	4			1	3					
721110	Hotels (exc casino hotels) & motels	110	137	637	4			1	3					
722	Food services & drinking places	760	1 390	6 740	58	23	6	15	13	1				
7221	Full-service restaurants	269	468	2 350	19	5	3	5	6					
72211	Full-service restaurants	269	468	2 350	19	5	3	5	6					
722110	Full-service restaurants	269	468	2 350	19	5	3	5	6					
7222	Limited-service eating places	427	775	3 595	24	8	1	7	7	1				
72221	Limited-service eating places	427	775	3 595	24	8	1	7	7	1				
722211	Limited-service restaurants	349	615	2 933	19	6		7	5	1				

See footnotes at end of table.

**Table 6. Counties—Employees, Payroll, and Establishments by Industry: 2001—Con.**

[Excludes most government employees, railroad employees, and self-employed persons. Size class 1 to 4 includes establishments with payroll, but no employees, during mid-March pay period. (D) denotes figures withheld to avoid disclosing data for individual companies; the data are included in broader industry totals. Detailed industries with 100 or more employees are shown if industry was not a (D). For explanation of terms, abbreviations, and data reliability/comparability, see introductory text]

NAICS code	Industry	Number of employees for week including March 12	Payroll (\$1,000)		Total number of establishments	Number of establishments by employment-size class									
			First quarter	Annual		1 to 4	5 to 9	10 to 19	20 to 49	50 to 99	100 to 249	250 to 499	500 to 999	1,000 or more	
<b>CHISAGO—Con.</b>															
<b>81</b>	<b>Other services (except public administration)</b>	<b>609</b>	<b>2 167</b>	<b>9 707</b>	<b>120</b>	<b>80</b>	<b>21</b>	<b>12</b>	<b>7</b>	—	—	—	—	—	
811	Repair & maintenance	127	716	3 242	50	41	8	1	—	—	—	—	—	—	
8111	Automotive repair & maintenance	106	638	2 805	36	27	8	1	—	—	—	—	—	—	
812	Personal & laundry services	196	608	2 937	26	11	8	3	4	—	—	—	—	—	
8121	Personal care services	(C)	(D)	(D)	18	6	7	2	3	—	—	—	—	—	
81211	Hair, nail & skin care services	127	354	1 565	17	6	7	2	2	—	—	—	—	—	
812112	Beauty salons	127	354	1 565	17	6	7	2	2	—	—	—	—	—	
813	Religious, grantmaking, civic, prof & like organizations	286	843	3 528	44	28	5	8	3	—	—	—	—	—	
8131	Religious organizations	174	603	2 444	31	20	4	6	1	—	—	—	—	—	
81311	Religious organizations	174	603	2 444	31	20	4	6	1	—	—	—	—	—	
813110	Religious organizations	174	603	2 444	31	20	4	6	1	—	—	—	—	—	
<b>99</b>	<b>Unclassified establishments</b>	<b>(A)</b>	<b>(D)</b>	<b>(D)</b>	<b>10</b>	<b>10</b>	—	—	—	—	—	—	—	—	
<b>CLAY</b>															
	<b>Total</b>	<b>14 826</b>	<b>69 626</b>	<b>299 031</b>	<b>1 139</b>	<b>607</b>	<b>240</b>	<b>149</b>	<b>94</b>	<b>31</b>	<b>14</b>	<b>3</b>	—	<b>1</b>	
<b>11</b>	<b>Forestry, fishing, hunting, and agriculture support</b>	<b>(A)</b>	<b>(D)</b>	<b>(D)</b>	<b>5</b>	<b>4</b>	—	<b>1</b>	—	—	—	—	—	—	
<b>21</b>	<b>Mining</b>	<b>(B)</b>	<b>(D)</b>	<b>(D)</b>	<b>3</b>	<b>1</b>	<b>1</b>	—	<b>1</b>	—	—	—	—	—	
<b>22</b>	<b>Utilities</b>	<b>(A)</b>	<b>(D)</b>	<b>(D)</b>	<b>1</b>	<b>1</b>	—	—	—	—	—	—	—	—	
<b>23</b>	<b>Construction</b>	<b>956</b>	<b>7 390</b>	<b>38 850</b>	<b>154</b>	<b>105</b>	<b>21</b>	<b>16</b>	<b>10</b>	<b>2</b>	—	—	—	—	
233	Building, developing & general contracting	127	649	3 997	47	38	8	1	—	—	—	—	—	—	
2332	Residential building construction	108	546	2 869	38	31	6	1	—	—	—	—	—	—	
23321	Single-family housing construction	108	546	2 869	38	31	6	1	—	—	—	—	—	—	
233210	Single-family housing construction	108	546	2 869	38	31	6	1	—	—	—	—	—	—	
234	Heavy construction	226	1 466	9 629	18	6	2	5	5	—	—	—	—	—	
2349	Other heavy construction	170	1 314	7 291	13	3	2	5	3	—	—	—	—	—	
235	Special trade contractors	603	5 275	25 224	89	61	11	10	5	2	—	—	—	—	
2353	Electrical contractors	232	2 792	12 213	17	10	2	1	3	1	—	—	—	—	
23531	Electrical contractors	232	2 792	12 213	17	10	2	1	3	1	—	—	—	—	
235310	Electrical contractors	232	2 792	12 213	17	10	2	1	3	1	—	—	—	—	
2354	Masonry, drywall, insulation, tile contractors	223	1 613	7 275	20	8	5	5	1	1	—	—	—	—	
23541	Masonry & stone contractors	126	822	4 103	9	5	1	1	1	1	—	—	—	—	
235410	Masonry & stone contractors	126	822	4 103	9	5	1	1	1	1	—	—	—	—	
<b>31-33</b>	<b>Manufacturing</b>	<b>961</b>	<b>7 964</b>	<b>31 852</b>	<b>34</b>	<b>15</b>	<b>5</b>	<b>5</b>	<b>4</b>	<b>3</b>	<b>1</b>	<b>1</b>	—	—	
311	Food mfg	(E)	(D)	(D)	6	3	1	—	—	1	—	1	—	—	
3113	Sugar & confectionery product mfg	(E)	(D)	(D)	1	—	—	—	—	—	—	1	—	—	
31131	Sugar mfg	(E)	(D)	(D)	1	—	—	—	—	—	—	1	—	—	
326	Plastics & rubber products mfg	190	1 241	5 853	4	1	—	1	1	—	1	—	—	—	
3261	Plastics product mfg	190	1 241	5 853	4	1	—	1	1	—	1	—	—	—	
32619	Other plastics product mfg	190	1 241	5 853	4	1	—	1	1	—	1	—	—	—	
333	Machinery mfg	(C)	(D)	(D)	4	—	1	1	1	1	—	—	—	—	
3339	Other general purpose machinery mfg	(C)	(D)	(D)	3	—	—	1	1	1	—	—	—	—	
<b>42</b>	<b>Wholesale trade</b>	<b>687</b>	<b>5 009</b>	<b>19 786</b>	<b>65</b>	<b>29</b>	<b>16</b>	<b>8</b>	<b>11</b>	<b>1</b>	—	—	—	—	
421	Wholesale trade, durable goods	318	2 200	9 718	30	15	6	3	6	—	—	—	—	—	
4218	Machinery, equipment & supplies whse	127	898	4 329	7	4	—	—	3	—	—	—	—	—	
422	Wholesale trade, nondurable goods	369	2 809	10 068	35	14	10	5	5	1	—	—	—	—	
4224	Grocery & related product whse	163	747	3 040	10	4	1	1	3	1	—	—	—	—	
<b>44-45</b>	<b>Retail trade</b>	<b>2 794</b>	<b>11 459</b>	<b>49 638</b>	<b>191</b>	<b>75</b>	<b>49</b>	<b>40</b>	<b>15</b>	<b>7</b>	<b>5</b>	—	—	—	
441	Motor vehicle & parts dealers	343	2 468	10 795	21	9	5	4	1	2	—	—	—	—	
4411	Automobile dealers	281	2 216	9 635	10	4	1	2	1	2	—	—	—	—	
44111	New car dealers	271	2 182	9 207	5	—	—	2	1	2	—	—	—	—	
441110	New car dealers	271	2 182	9 207	5	—	—	2	1	2	—	—	—	—	
442	Furniture & home furnishing stores	(C)	(D)	(D)	5	1	1	1	1	1	—	—	—	—	
4421	Furniture stores	110	503	2 193	4	1	1	—	1	1	—	—	—	—	
44211	Furniture stores	110	503	2 193	4	1	1	—	1	1	—	—	—	—	
442110	Furniture stores	110	503	2 193	4	1	1	—	1	1	—	—	—	—	
444	Bldg material & garden equip & supp dealers	208	1 088	5 343	22	11	4	6	—	1	—	—	—	—	
4442	Lawn & garden equip & supplies stores	133	730	3 472	9	2	3	3	—	1	—	—	—	—	
445	Food & beverage stores	589	1 801	7 355	19	6	7	—	3	—	3	—	—	—	
4451	Grocery stores	(F)	(D)	(D)	8	1	1	—	3	—	3	—	—	—	
44511	Grocery (except convenience) stores	534	1 659	6 740	7	—	1	—	3	—	3	—	—	—	
445110	Grocery (except convenience) stores	534	1 659	6 740	7	—	1	—	3	—	3	—	—	—	
446	Health & personal care stores	132	582	2 477	15	5	5	3	2	—	—	—	—	—	
4461	Health & personal care stores	132	582	2 477	15	5	5	3	2	—	—	—	—	—	
447	Gasoline stations	369	1 050	4 470	29	7	5	12	5	—	—	—	—	—	
4471	Gasoline stations	369	1 050	4 470	29	7	5	12	5	—	—	—	—	—	
44711	Gasoline stations with convenience stores	305	834	3 612	22	3	5	10	4	—	—	—	—	—	
447110	Gasoline stations with convenience stores	305	834	3 612	22	3	5	10	4	—	—	—	—	—	
448	Clothing & clothing accessories stores	122	322	1 347	22	11	7	4	—	—	—	—	—	—	

See footnotes at end of table.

**Table 6. Counties—Employees, Payroll, and Establishments by Industry: 2001—Con.**

[Excludes most government employees, railroad employees, and self-employed persons. Size class 1 to 4 includes establishments with payroll, but no employees, during mid-March pay period. (D) denotes figures withheld to avoid disclosing data for individual companies; the data are included in broader industry totals. Detailed industries with 100 or more employees are shown if industry was not a (D). For explanation of terms, abbreviations, and data reliability/comparability, see introductory text]

NAICS code	Industry	Number of employees for week including March 12	Payroll (\$1,000)		Total number of establishments	Number of establishments by employment-size class								
			First quarter	Annual		1 to 4	5 to 9	10 to 19	20 to 49	50 to 99	100 to 249	250 to 499	500 to 999	1,000 or more
<b>CLAY—Con.</b>														
<b>44-45 Retail trade—Con.</b>														
451	Sporting goods, hobby, book & music stores .....	142	477	1 866	15	7	3	3	1	1	—	—	—	—
4511	Sporting goods, hobby, musical instrument stores .....	(C)	(D)	(D)	14	7	2	3	1	1	—	—	—	—
452	General merchandise stores .....	(E)	(D)	(D)	5	1	—	—	—	2	2	—	—	—
4521	Department stores .....	(E)	(D)	(D)	4	—	—	—	—	2	2	—	—	—
45211	Department stores .....	(E)	(D)	(D)	4	—	—	—	—	2	2	—	—	—
453	Miscellaneous store retailers .....	169	481	2 292	21	7	9	3	2	—	—	—	—	—
<b>48-49 Transportation &amp; warehousing .....</b>														
484	Truck transportation .....	204	1 135	4 595	43	31	6	4	2	—	—	—	—	—
4842	Specialized freight trucking .....	134	722	3 064	19	10	4	4	1	—	—	—	—	—
485	Transit & ground passenger transportation .....	(C)	(D)	(D)	8	2	2	2	1	1	—	—	—	—
<b>51 Information .....</b>														
<b>52 Finance &amp; insurance .....</b>														
522	Credit intermediation & related activities .....	344	2 827	11 301	29	11	8	3	6	1	—	—	—	—
5221	Depository credit intermediation .....	(E)	(D)	(D)	24	7	8	3	5	1	—	—	—	—
52211	Commercial banking .....	284	2 183	8 639	18	5	4	3	5	1	—	—	—	—
522110	Commercial banking .....	284	2 183	8 639	18	5	4	3	5	1	—	—	—	—
524	Insurance carriers & related activities .....	(C)	(D)	(D)	34	25	7	2	—	—	—	—	—	—
<b>53 Real estate &amp; rental &amp; leasing .....</b>														
531	Real estate .....	(C)	(D)	(D)	28	24	2	1	1	—	—	—	—	—
<b>54 Professional, scientific &amp; technical services .....</b>														
541	Professional, scientific & technical services .....	356	2 435	10 186	66	44	13	6	2	1	—	—	—	—
5411	Legal services .....	118	1 009	4 676	21	13	5	2	1	—	—	—	—	—
54111	Offices of lawyers .....	(C)	(D)	(D)	20	12	5	2	1	—	—	—	—	—
<b>55 Management of companies &amp; enterprises .....</b>														
551	Management of companies & enterprises .....	263	4 175	16 932	6	1	2	—	1	1	1	—	—	—
5511	Management of companies & enterprises .....	263	4 175	16 932	6	1	2	—	1	1	1	—	—	—
55111	Management of companies & enterprises .....	263	4 175	16 932	6	1	2	—	1	1	1	—	—	—
551114	Corp, subsidiary & regional managing offices .....	263	4 175	16 932	6	1	2	—	1	1	1	—	—	—
<b>56 Admin, support, waste mgt, remediation services .....</b>														
561	Administrative & support services .....	461	1 458	6 405	37	22	4	9	—	1	1	—	—	—
5616	Investigation & security services .....	241	576	2 752	4	2	—	1	—	—	1	—	—	—
56161	Investigation, guard & armored car services ..	(C)	(D)	(D)	2	1	—	—	—	—	1	—	—	—
<b>61 Educational services .....</b>														
611	Educational services .....	(G)	(D)	(D)	6	3	—	1	1	—	—	—	—	1
6113	Colleges, universities & professional schools ...	(G)	(D)	(D)	2	—	—	—	1	—	—	—	—	1
61131	Colleges, universities & professional schools ...	(G)	(D)	(D)	2	—	—	—	1	—	—	—	—	1
<b>62 Health care and social assistance .....</b>														
621	Ambulatory health care services .....	646	3 567	15 923	50	20	18	7	3	1	—	1	—	—
6211	Offices of physicians .....	108	985	3 868	6	—	2	2	2	—	—	—	—	—
62111	Offices of physicians .....	108	985	3 868	6	—	2	2	2	—	—	—	—	—
621111	Offices of physicians (exc mental health) ...	108	985	3 868	6	—	2	2	2	—	—	—	—	—
6212	Offices of dentists .....	132	1 001	5 250	18	4	11	2	1	—	—	—	—	—
62121	Offices of dentists .....	132	1 001	5 250	18	4	11	2	1	—	—	—	—	—
621210	Offices of dentists .....	132	1 001	5 250	18	4	11	2	1	—	—	—	—	—
6216	Home health care services .....	(E)	(D)	(D)	3	1	—	1	—	—	—	1	—	—
62161	Home health care services .....	(E)	(D)	(D)	3	1	—	1	—	—	—	1	—	—
623	Nursing & residential care facilities .....	780	3 184	13 388	16	2	4	4	2	2	1	1	—	—
6231	Nursing care facilities .....	593	2 477	10 472	4	—	—	—	1	1	1	1	—	—
62311	Nursing care facilities .....	593	2 477	10 472	4	—	—	—	1	1	1	1	—	—
623110	Nursing care facilities .....	593	2 477	10 472	4	—	—	—	1	1	1	1	—	—
6232	Residential mental retardation, health facil .....	(C)	(D)	(D)	5	—	1	3	—	1	—	—	—	—
62321	Residential mental retardation facilities .....	101	424	1 713	4	—	1	2	—	1	—	—	—	—
623210	Residential mental retardation facilities .....	101	424	1 713	4	—	1	2	—	1	—	—	—	—
624	Social assistance .....	688	1 913	8 734	35	11	9	7	5	1	2	—	—	—
6241	Individual & family services .....	382	973	4 423	14	6	2	2	2	—	2	—	—	—
62411	Child & youth services .....	(C)	(D)	(D)	3	1	—	—	1	—	1	—	—	—
62419	Other individual & family services .....	187	619	2 552	8	3	2	1	1	—	1	—	—	—
624190	Other individual & family services .....	187	619	2 552	8	3	2	1	1	—	1	—	—	—
6244	Child day care services .....	170	555	2 598	13	3	6	2	1	1	—	—	—	—
62441	Child day care services .....	170	555	2 598	13	3	6	2	1	1	—	—	—	—
624410	Child day care services .....	170	555	2 598	13	3	6	2	1	1	—	—	—	—
<b>71 Arts, entertainment &amp; recreation .....</b>														
713	Amusement, gambling & recreation industries .....	125	305	1 444	12	6	2	1	3	—	—	—	—	—
7139	Other amusement & recreation industries .....	125	305	1 444	12	6	2	1	3	—	—	—	—	—

See footnotes at end of table.

**Table 6. Counties—Employees, Payroll, and Establishments by Industry: 2001—Con.**

[Excludes most government employees, railroad employees, and self-employed persons. Size class 1 to 4 includes establishments with payroll, but no employees, during mid-March pay period. (D) denotes figures withheld to avoid disclosing data for individual companies; the data are included in broader industry totals. Detailed industries with 100 or more employees are shown if industry was not a (D). For explanation of terms, abbreviations, and data reliability/comparability, see introductory text]

NAICS code	Industry	Number of employees for week including March 12	Payroll (\$1,000)		Total number of establishments	Number of establishments by employment-size class								
			First quarter	Annual		1 to 4	5 to 9	10 to 19	20 to 49	50 to 99	100 to 249	250 to 499	500 to 999	1,000 or more
<b>CLAY—Con.</b>														
<b>72</b>	<b>Accommodation &amp; food services</b>	<b>1 345</b>	<b>2 561</b>	<b>11 171</b>	<b>90</b>	<b>35</b>	<b>16</b>	<b>14</b>	<b>18</b>	<b>5</b>	<b>2</b>			
721	Accommodation	184	380	1 233	15	10	1	2	1	—	1	—	—	—
7211	Traveler accommodation	(C)	(D)	(D)	10	5	1	2	1	—	1	—	—	—
72111	Hotels (exc casino hotels) & motels	182	373	1 132	9	4	1	2	1	—	1	—	—	—
721110	Hotels (exc casino hotels) & motels	182	373	1 132	9	4	1	2	1	—	1	—	—	—
722	Food services & drinking places	1 161	2 181	9 938	75	25	15	12	17	5	1	—	—	—
7221	Full-service restaurants	373	817	3 907	25	10	3	4	5	3	—	—	—	—
72211	Full-service restaurants	373	817	3 907	25	10	3	4	5	3	—	—	—	—
722110	Full-service restaurants	373	817	3 907	25	10	3	4	5	3	—	—	—	—
7222	Limited-service eating places	500	967	4 255	32	6	9	6	9	2	—	—	—	—
72221	Limited-service eating places	500	967	4 255	32	6	9	6	9	2	—	—	—	—
722211	Limited-service restaurants	441	899	3 875	25	5	4	6	8	2	—	—	—	—
7223	Special food services	152	179	940	6	4	1	—	—	—	1	—	—	—
72231	Food service contractors	(C)	(D)	(D)	1	—	—	—	—	—	1	—	—	—
7224	Drinking places (alcoholic beverages)	136	218	836	12	5	2	2	3	—	—	—	—	—
72241	Drinking places (alcoholic beverages)	136	218	836	12	5	2	2	3	—	—	—	—	—
722410	Drinking places (alcoholic beverages)	136	218	836	12	5	2	2	3	—	—	—	—	—
<b>81</b>	<b>Other services (except public administration)</b>	<b>1 214</b>	<b>3 719</b>	<b>15 549</b>	<b>160</b>	<b>96</b>	<b>41</b>	<b>12</b>	<b>7</b>	<b>3</b>	<b>1</b>			
811	Repair & maintenance	177	881	3 730	51	42	7	—	2	—	—	—	—	—
8111	Automotive repair & maintenance	153	770	3 180	40	32	6	—	2	—	—	—	—	—
812	Personal & laundry services	138	477	2 096	35	21	11	3	—	—	—	—	—	—
813	Religious, grantmaking, civic, prof & like organizations	899	2 361	9 723	74	33	23	9	5	3	1	—	—	—
8131	Religious organizations	469	1 274	5 296	46	23	12	5	3	3	—	—	—	—
81311	Religious organizations	469	1 274	5 296	46	23	12	5	3	3	—	—	—	—
813110	Religious organizations	469	1 274	5 296	46	23	12	5	3	3	—	—	—	—
8133	Social advocacy organizations	220	819	3 304	4	1	1	1	—	—	1	—	—	—
81331	Social advocacy organizations	220	819	3 304	4	1	1	1	—	—	1	—	—	—
8134	Civic & social organizations	178	179	738	12	—	7	3	2	—	—	—	—	—
81341	Civic & social organizations	178	179	738	12	—	7	3	2	—	—	—	—	—
813410	Civic & social organizations	178	179	738	12	—	7	3	2	—	—	—	—	—
<b>95</b>	<b>Auxiliaries (exc corporate, subsidiary &amp; regional mgt)</b>	<b>(B)</b>	<b>(D)</b>	<b>(D)</b>	<b>3</b>	<b>2</b>	<b>—</b>	<b>—</b>	<b>1</b>	<b>—</b>	<b>—</b>	<b>—</b>	<b>—</b>	<b>—</b>
<b>99</b>	<b>Unclassified establishments</b>	<b>(A)</b>	<b>(D)</b>	<b>(D)</b>	<b>11</b>	<b>10</b>	<b>1</b>	<b>—</b>	<b>—</b>	<b>—</b>	<b>—</b>	<b>—</b>	<b>—</b>	<b>—</b>
<b>CLEARWATER</b>														
	<b>Total</b>	<b>1 822</b>	<b>8 885</b>	<b>40 086</b>	<b>178</b>	<b>101</b>	<b>38</b>	<b>22</b>	<b>14</b>	<b>—</b>	<b>1</b>	<b>2</b>	<b>—</b>	<b>—</b>
<b>11</b>	<b>Forestry, fishing, hunting, and agriculture support</b>	<b>10</b>	<b>55</b>	<b>203</b>	<b>3</b>	<b>3</b>	<b>—</b>	<b>—</b>	<b>—</b>	<b>—</b>	<b>—</b>	<b>—</b>	<b>—</b>	<b>—</b>
<b>22</b>	<b>Utilities</b>	<b>(A)</b>	<b>(D)</b>	<b>(D)</b>	<b>1</b>	<b>—</b>	<b>—</b>	<b>1</b>	<b>—</b>	<b>—</b>	<b>—</b>	<b>—</b>	<b>—</b>	<b>—</b>
<b>23</b>	<b>Construction</b>	<b>73</b>	<b>308</b>	<b>3 688</b>	<b>20</b>	<b>16</b>	<b>2</b>	<b>—</b>	<b>2</b>	<b>—</b>	<b>—</b>	<b>—</b>	<b>—</b>	<b>—</b>
<b>31-33</b>	<b>Manufacturing</b>	<b>461</b>	<b>3 620</b>	<b>14 417</b>	<b>13</b>	<b>5</b>	<b>1</b>	<b>3</b>	<b>3</b>	<b>—</b>	<b>—</b>	<b>1</b>	<b>—</b>	<b>—</b>
336	Transportation equipment mfg	(E)	(D)	(D)	1	—	—	—	—	—	—	1	—	—
3363	Motor vehicle parts mfg	(E)	(D)	(D)	1	—	—	—	—	—	—	1	—	—
33635	MV transmission & power train parts mfg	(E)	(D)	(D)	1	—	—	—	—	—	—	1	—	—
<b>42</b>	<b>Wholesale trade</b>	<b>66</b>	<b>260</b>	<b>1 258</b>	<b>9</b>	<b>5</b>	<b>2</b>	<b>1</b>	<b>1</b>	<b>—</b>	<b>—</b>	<b>—</b>	<b>—</b>	<b>—</b>
<b>44-45</b>	<b>Retail trade</b>	<b>267</b>	<b>796</b>	<b>3 544</b>	<b>34</b>	<b>16</b>	<b>10</b>	<b>6</b>	<b>2</b>	<b>—</b>	<b>—</b>	<b>—</b>	<b>—</b>	<b>—</b>
445	Food & beverage stores	133	348	1 526	10	4	1	3	2	—	—	—	—	—
4451	Grocery stores	(C)	(D)	(D)	7	3	1	1	2	—	—	—	—	—
<b>48-49</b>	<b>Transportation &amp; warehousing</b>	<b>53</b>	<b>257</b>	<b>1 131</b>	<b>12</b>	<b>7</b>	<b>4</b>	<b>1</b>	<b>—</b>	<b>—</b>	<b>—</b>	<b>—</b>	<b>—</b>	<b>—</b>
<b>51</b>	<b>Information</b>	<b>(B)</b>	<b>(D)</b>	<b>(D)</b>	<b>2</b>	<b>—</b>	<b>—</b>	<b>1</b>	<b>1</b>	<b>—</b>	<b>—</b>	<b>—</b>	<b>—</b>	<b>—</b>
<b>52</b>	<b>Finance &amp; insurance</b>	<b>74</b>	<b>412</b>	<b>1 625</b>	<b>9</b>	<b>3</b>	<b>3</b>	<b>2</b>	<b>1</b>	<b>—</b>	<b>—</b>	<b>—</b>	<b>—</b>	<b>—</b>
<b>53</b>	<b>Real estate &amp; rental &amp; leasing</b>	<b>(A)</b>	<b>(D)</b>	<b>(D)</b>	<b>2</b>	<b>2</b>	<b>—</b>	<b>—</b>	<b>—</b>	<b>—</b>	<b>—</b>	<b>—</b>	<b>—</b>	<b>—</b>
<b>54</b>	<b>Professional, scientific &amp; technical services</b>	<b>69</b>	<b>239</b>	<b>946</b>	<b>8</b>	<b>4</b>	<b>2</b>	<b>1</b>	<b>1</b>	<b>—</b>	<b>—</b>	<b>—</b>	<b>—</b>	<b>—</b>
<b>55</b>	<b>Management of companies &amp; enterprises</b>	<b>(A)</b>	<b>(D)</b>	<b>(D)</b>	<b>1</b>	<b>—</b>	<b>—</b>	<b>1</b>	<b>—</b>	<b>—</b>	<b>—</b>	<b>—</b>	<b>—</b>	<b>—</b>
<b>56</b>	<b>Admin, support, waste mgt, remediation services</b>	<b>(A)</b>	<b>(D)</b>	<b>(D)</b>	<b>4</b>	<b>4</b>	<b>—</b>	<b>—</b>	<b>—</b>	<b>—</b>	<b>—</b>	<b>—</b>	<b>—</b>	<b>—</b>
<b>62</b>	<b>Health care and social assistance</b>	<b>463</b>	<b>2 109</b>	<b>9 466</b>	<b>11</b>	<b>3</b>	<b>4</b>	<b>—</b>	<b>2</b>	<b>—</b>	<b>1</b>	<b>1</b>	<b>—</b>	<b>—</b>
622	Hospitals	(E)	(D)	(D)	1	—	—	—	—	—	—	1	—	—
6221	General medical & surgical hospitals	(E)	(D)	(D)	1	—	—	—	—	—	—	1	—	—
62211	General medical & surgical hospitals	(E)	(D)	(D)	1	—	—	—	—	—	—	1	—	—
623	Nursing & residential care facilities	(C)	(D)	(D)	2	—	—	—	1	—	1	—	—	—
6231	Nursing care facilities	(C)	(D)	(D)	1	—	—	—	—	—	1	—	—	—
62311	Nursing care facilities	(C)	(D)	(D)	1	—	—	—	—	—	1	—	—	—
<b>71</b>	<b>Arts, entertainment &amp; recreation</b>	<b>(A)</b>	<b>(D)</b>	<b>(D)</b>	<b>2</b>	<b>2</b>	<b>—</b>	<b>—</b>	<b>—</b>	<b>—</b>	<b>—</b>	<b>—</b>	<b>—</b>	<b>—</b>
<b>72</b>	<b>Accommodation &amp; food services</b>	<b>96</b>	<b>152</b>	<b>764</b>	<b>19</b>	<b>10</b>	<b>6</b>	<b>3</b>	<b>—</b>	<b>—</b>	<b>—</b>	<b>—</b>	<b>—</b>	<b>—</b>
<b>81</b>	<b>Other services (except public administration)</b>	<b>106</b>	<b>184</b>	<b>839</b>	<b>27</b>	<b>20</b>	<b>4</b>	<b>2</b>	<b>1</b>	<b>—</b>	<b>—</b>	<b>—</b>	<b>—</b>	<b>—</b>
<b>99</b>	<b>Unclassified establishments</b>	<b>(A)</b>	<b>(D)</b>	<b>(D)</b>	<b>1</b>	<b>1</b>	<b>—</b>	<b>—</b>	<b>—</b>	<b>—</b>	<b>—</b>	<b>—</b>	<b>—</b>	<b>—</b>

See footnotes at end of table.



**Table 6. Counties—Employees, Payroll, and Establishments by Industry: 2001—Con.**

[Excludes most government employees, railroad employees, and self-employed persons. Size class 1 to 4 includes establishments with payroll, but no employees, during mid-March pay period. (D) denotes figures withheld to avoid disclosing data for individual companies; the data are included in broader industry totals. Detailed industries with 100 or more employees are shown if industry was not a (D). For explanation of terms, abbreviations, and data reliability/comparability, see introductory text]

NAICS code	Industry	Number of employees for week including March 12	Payroll (\$1,000)		Total number of establishments	Number of establishments by employment-size class								
			First quarter	Annual		1 to 4	5 to 9	10 to 19	20 to 49	50 to 99	100 to 249	250 to 499	500 to 999	1,000 or more
<b>COOK</b>														
	<b>Total</b> .....	<b>2 125</b>	<b>9 590</b>	<b>43 296</b>	<b>263</b>	<b>167</b>	<b>43</b>	<b>30</b>	<b>17</b>	<b>1</b>	<b>5</b>			
11	Forestry, fishing, hunting, and agriculture support .....	(A)	(D)	(D)	4	3	1	—	—	—	—	—	—	—
22	Utilities .....	(B)	(D)	(D)	2	1	—	—	1	—	—	—	—	—
23	Construction .....	116	549	3 448	38	32	3	2	1	—	—	—	—	—
31-33	Manufacturing .....	(B)	(D)	(D)	3	1	—	1	1	—	—	—	—	—
42	Wholesale trade .....	(A)	(D)	(D)	2	2	—	—	—	—	—	—	—	—
44-45	Retail trade .....	348	1 442	6 740	50	24	16	7	3	—	—	—	—	—
445	Food & beverage stores .....	100	467	2 126	8	3	2	1	2	—	—	—	—	—
48-49	Transportation & warehousing .....	(A)	(D)	(D)	6	5	1	—	—	—	—	—	—	—
51	Information .....	(B)	(D)	(D)	5	2	1	1	1	—	—	—	—	—
52	Finance & insurance .....	(B)	(D)	(D)	6	3	2	1	—	—	—	—	—	—
53	Real estate & rental & leasing .....	35	109	614	15	11	4	—	—	—	—	—	—	—
54	Professional, scientific & technical services .....	(B)	(D)	(D)	14	14	—	—	—	—	—	—	—	—
56	Admin, support, waste mgt, remediation services .....	(B)	(D)	(D)	8	7	1	—	—	—	—	—	—	—
61	Educational services .....	(A)	(D)	(D)	3	2	1	—	—	—	—	—	—	—
62	Health care and social assistance .....	176	1 328	5 798	13	9	2	—	1	—	1	—	—	—
622	Hospitals .....	(C)	(D)	(D)	1	—	—	—	—	—	1	—	—	—
6221	General medical & surgical hospitals .....	(C)	(D)	(D)	1	—	—	—	—	—	1	—	—	—
62211	General medical & surgical hospitals .....	(C)	(D)	(D)	1	—	—	—	—	—	1	—	—	—
71	Arts, entertainment & recreation .....	(E)	(D)	(D)	6	4	—	—	—	—	2	—	—	—
713	Amusement, gambling & recreation industries .....	(E)	(D)	(D)	3	1	—	—	—	—	2	—	—	—
7132	Gambling industries .....	(C)	(D)	(D)	1	—	—	—	—	—	1	—	—	—
71329	Other gambling industries .....	(C)	(D)	(D)	1	—	—	—	—	—	1	—	—	—
7139	Other amusement & recreation industries .....	(C)	(D)	(D)	2	1	—	—	—	—	1	—	—	—
71392	Skiing facilities .....	(C)	(D)	(D)	1	—	—	—	—	—	1	—	—	—
72	Accommodation & food services .....	891	3 002	13 692	68	30	8	18	9	1	2	—	—	—
721	Accommodation .....	659	2 437	10 852	45	21	3	13	5	1	2	—	—	—
7211	Traveler accommodation .....	579	2 137	9 270	35	15	3	10	4	1	2	—	—	—
72111	Hotels (exc casino hotels) & motels .....	570	2 093	9 073	30	11	2	10	4	1	2	—	—	—
721110	Hotels (exc casino hotels) & motels .....	570	2 093	9 073	30	11	2	10	4	1	2	—	—	—
722	Food services & drinking places .....	232	565	2 840	23	9	5	5	4	—	—	—	—	—
7221	Full-service restaurants .....	175	421	2 041	14	4	3	4	3	—	—	—	—	—
72211	Full-service restaurants .....	175	421	2 041	14	4	3	4	3	—	—	—	—	—
722110	Full-service restaurants .....	175	421	2 041	14	4	3	4	3	—	—	—	—	—
81	Other services (except public administration) .....	52	152	682	17	14	3	—	—	—	—	—	—	—
99	Unclassified establishments .....	(A)	(D)	(D)	3	3	—	—	—	—	—	—	—	—
<b>COTTONWOOD</b>														
	<b>Total</b> .....	<b>4 043</b>	<b>18 943</b>	<b>76 156</b>	<b>376</b>	<b>230</b>	<b>68</b>	<b>39</b>	<b>27</b>	<b>8</b>	<b>3</b>		<b>1</b>	
11	Forestry, fishing, hunting, and agriculture support .....	(B)	(D)	(D)	3	2	—	1	—	—	—	—	—	—
21	Mining .....	(A)	(D)	(D)	2	2	—	—	—	—	—	—	—	—
22	Utilities .....	(A)	(D)	(D)	2	1	1	—	—	—	—	—	—	—
23	Construction .....	115	599	3 984	40	34	3	3	—	—	—	—	—	—
31-33	Manufacturing .....	1 189	7 056	25 701	18	7	3	2	2	2	1	—	1	—
311	Food mfg .....	(C)	(D)	(D)	5	2	1	—	1	—	1	—	—	—
3116	Animal slaughtering & processing .....	(C)	(D)	(D)	3	2	—	—	—	—	1	—	—	—
31161	Animal slaughtering & processing .....	(C)	(D)	(D)	3	2	—	—	—	—	1	—	—	—
333	Machinery mfg .....	(F)	(D)	(D)	4	1	—	1	—	1	—	—	1	—
3331	Ag, construction & mining machinery mfg .....	(F)	(D)	(D)	2	—	—	—	—	1	—	—	1	—
33311	Agricultural implement mfg .....	(F)	(D)	(D)	2	—	—	—	—	1	—	—	1	—
42	Wholesale trade .....	148	999	3 889	23	12	7	3	1	—	—	—	—	—
421	Wholesale trade, durable goods .....	120	779	2 813	15	6	6	2	1	—	—	—	—	—
44-45	Retail trade .....	749	2 902	11 091	68	34	13	9	10	2	—	—	—	—
444	Bldg material & garden equip & supp dealers .....	214	1 123	4 187	15	7	4	—	3	1	—	—	—	—
4442	Lawn & garden equip & supplies stores .....	131	792	2 905	7	4	1	—	1	1	—	—	—	—
44422	Nursery & garden centers .....	131	792	2 905	7	4	1	—	1	1	—	—	—	—
444220	Nursery & garden centers .....	131	792	2 905	7	4	1	—	1	1	—	—	—	—
445	Food & beverage stores .....	175	449	1 908	11	4	3	2	1	1	—	—	—	—
4451	Grocery stores .....	155	381	1 630	6	1	1	2	1	1	—	—	—	—
44511	Grocery (except convenience) stores .....	155	381	1 630	6	1	1	2	1	1	—	—	—	—
445110	Grocery (except convenience) stores .....	155	381	1 630	6	1	1	2	1	1	—	—	—	—
447	Gasoline stations .....	130	305	1 327	8	—	3	3	2	—	—	—	—	—
4471	Gasoline stations .....	130	305	1 327	8	—	3	3	2	—	—	—	—	—
48-49	Transportation & warehousing .....	(B)	(D)	(D)	15	14	—	1	—	—	—	—	—	—

See footnotes at end of table.

**Table 6. Counties—Employees, Payroll, and Establishments by Industry: 2001—Con.**

[Excludes most government employees, railroad employees, and self-employed persons. Size class 1 to 4 includes establishments with payroll, but no employees, during mid-March pay period. (D) denotes figures withheld to avoid disclosing data for individual companies; the data are included in broader industry totals. Detailed industries with 100 or more employees are shown if industry was not a (D). For explanation of terms, abbreviations, and data reliability/comparability, see introductory text]

NAICS code	Industry	Number of employees for week including March 12	Payroll (\$1,000)		Total number of establishments	Number of establishments by employment-size class								
			First quarter	Annual		1 to 4	5 to 9	10 to 19	20 to 49	50 to 99	100 to 249	250 to 499	500 to 999	1,000 or more
<b>COTTONWOOD—Con.</b>														
51	Information .....	(B)	(D)	(D)	9	6	1	1	1	—	—	—	—	—
52	Finance & insurance .....	139	965	3 899	23	16	1	3	3	—	—	—	—	—
522	Credit intermediation & related activities .....	102	726	2 926	6	—	—	3	3	—	—	—	—	—
5221	Depository credit intermediation .....	102	726	2 926	6	—	—	3	3	—	—	—	—	—
52211	Commercial banking .....	102	726	2 926	6	—	—	3	3	—	—	—	—	—
522110	Commercial banking .....	102	726	2 926	6	—	—	3	3	—	—	—	—	—
53	Real estate & rental & leasing .....	13	97	352	5	4	1	—	—	—	—	—	—	—
54	Professional, scientific & technical services .....	67	377	1 763	18	12	5	1	—	—	—	—	—	—
56	Admin, support, waste mgt, remediation services .....	(B)	(D)	(D)	7	5	2	—	—	—	—	—	—	—
61	Educational services .....	(B)	(D)	(D)	4	2	—	1	1	—	—	—	—	—
62	Health care and social assistance .....	881	3 695	15 307	39	16	10	3	4	4	2	—	—	—
621	Ambulatory health care services .....	115	610	2 419	20	11	6	2	1	—	—	—	—	—
622	Hospitals .....	(C)	(D)	(D)	2	—	—	—	1	1	—	—	—	—
6221	General medical & surgical hospitals .....	(C)	(D)	(D)	2	—	—	—	1	1	—	—	—	—
62211	General medical & surgical hospitals .....	(C)	(D)	(D)	2	—	—	—	1	1	—	—	—	—
623	Nursing & residential care facilities .....	566	1 998	8 649	11	3	1	1	1	3	2	—	—	—
6231	Nursing care facilities .....	(E)	(D)	(D)	3	—	—	—	—	1	2	—	—	—
62311	Nursing care facilities .....	(E)	(D)	(D)	3	—	—	—	—	1	2	—	—	—
6232	Residential mental retardation, health facil .....	(C)	(D)	(D)	5	1	1	1	—	2	—	—	—	—
62321	Residential mental retardation facilities .....	(C)	(D)	(D)	4	—	1	1	—	2	—	—	—	—
71	Arts, entertainment & recreation .....	(A)	(D)	(D)	4	4	—	—	—	—	—	—	—	—
72	Accommodation & food services .....	257	402	1 744	21	7	4	6	4	—	—	—	—	—
722	Food services & drinking places .....	(C)	(D)	(D)	19	7	4	4	4	—	—	—	—	—
7222	Limited-service eating places .....	142	221	953	7	1	2	1	3	—	—	—	—	—
72221	Limited-service eating places .....	142	221	953	7	1	2	1	3	—	—	—	—	—
722211	Limited-service restaurants .....	142	221	953	7	1	2	1	3	—	—	—	—	—
81	Other services (except public administration) .....	282	702	2 854	72	49	17	5	1	—	—	—	—	—
813	Religious, grantmaking, civic, prof & like organizations .....	186	355	1 336	39	23	10	5	1	—	—	—	—	—
8131	Religious organizations .....	121	275	1 012	23	11	8	4	—	—	—	—	—	—
81311	Religious organizations .....	121	275	1 012	23	11	8	4	—	—	—	—	—	—
813110	Religious organizations .....	121	275	1 012	23	11	8	4	—	—	—	—	—	—
99	Unclassified establishments .....	(A)	(D)	(D)	3	3	—	—	—	—	—	—	—	—
<b>CROW WING</b>														
	Total .....	22 346	128 414	582 262	1 974	1 109	374	273	136	51	22	6	3	—
11	Forestry, fishing, hunting, and agriculture support .....	20	147	583	7	4	3	—	—	—	—	—	—	—
21	Mining .....	(A)	(D)	(D)	2	2	—	—	—	—	—	—	—	—
22	Utilities .....	114	1 460	6 328	9	5	1	2	—	1	—	—	—	—
221	Utilities .....	114	1 460	6 328	9	5	1	2	—	1	—	—	—	—
23	Construction .....	1 650	12 635	67 214	274	201	34	23	9	6	1	—	—	—
233	Building, developing & general contracting .....	713	4 938	22 819	89	58	13	12	3	2	1	—	—	—
2332	Residential building construction .....	(E)	(D)	(D)	77	54	11	9	2	1	—	—	—	—
23321	Single-family housing construction .....	410	2 515	11 560	76	53	11	9	2	1	—	—	—	—
233210	Single-family housing construction .....	410	2 515	11 560	76	53	11	9	2	1	—	—	—	—
2333	Nonresidential building construction .....	(C)	(D)	(D)	8	3	1	2	1	—	1	—	—	—
23332	Commercial & institutional bldg construction ..	207	1 700	7 760	6	2	1	1	1	—	1	—	—	—
233320	Commercial & institutional bldg construction ..	207	1 700	7 760	6	2	1	1	1	—	1	—	—	—
234	Heavy construction .....	303	3 713	20 473	17	9	1	3	1	3	—	—	—	—
2349	Other heavy construction .....	(C)	(D)	(D)	13	7	—	3	1	2	—	—	—	—
235	Special trade contractors .....	634	3 984	23 922	168	134	20	8	5	1	—	—	—	—
2351	Plumbing, heating & AC contractor .....	199	1 484	8 545	38	27	8	1	1	1	—	—	—	—
23511	Plumbing, heating & AC contractor .....	199	1 484	8 545	38	27	8	1	1	1	—	—	—	—
235110	Plumbing, heating & AC contractor .....	199	1 484	8 545	38	27	8	1	1	1	—	—	—	—
2353	Electrical contractors .....	181	1 404	6 387	28	18	4	3	3	—	—	—	—	—
23531	Electrical contractors .....	181	1 404	6 387	28	18	4	3	3	—	—	—	—	—
235310	Electrical contractors .....	181	1 404	6 387	28	18	4	3	3	—	—	—	—	—

See footnotes at end of table.

**Table 6. Counties—Employees, Payroll, and Establishments by Industry: 2001—Con.**

[Excludes most government employees, railroad employees, and self-employed persons. Size class 1 to 4 includes establishments with payroll, but no employees, during mid-March pay period. (D) denotes figures withheld to avoid disclosing data for individual companies; the data are included in broader industry totals. Detailed industries with 100 or more employees are shown if industry was not a (D). For explanation of terms, abbreviations, and data reliability/comparability, see introductory text]

NAICS code	Industry	Number of employees for week including March 12	Payroll (\$1,000)		Total number of establishments	Number of establishments by employment-size class								
			First quarter	Annual		1 to 4	5 to 9	10 to 19	20 to 49	50 to 99	100 to 249	250 to 499	500 to 999	1,000 or more
<b>CROW WING—Con.</b>														
<b>31-33</b>	<b>Manufacturing</b>	<b>2 878</b>	<b>25 253</b>	<b>102 942</b>	<b>98</b>	<b>40</b>	<b>18</b>	<b>16</b>	<b>9</b>	<b>9</b>	<b>4</b>	<b>1</b>	<b>1</b>	<b>—</b>
321	Wood product mfg	292	2 581	10 667	8	2	3	1	—	1	1	—	—	—
3212	Veneer, plywood & engineered wood product mfg	(E)	(D)	(D)	3	—	1	—	—	1	1	—	—	—
32121	Veneer, plywood & engineered wood product mfg	(E)	(D)	(D)	3	—	1	—	—	1	1	—	—	—
322	Paper mfg	(F)	(D)	(D)	1	—	—	—	—	—	—	—	1	—
3221	Pulp, paper & paperboard mills	(F)	(D)	(D)	1	—	—	—	—	—	—	—	1	—
32212	Paper mills	(F)	(D)	(D)	1	—	—	—	—	—	—	—	1	—
323	Printing & related support activities	311	2 168	8 870	10	—	4	2	2	1	1	—	—	—
3231	Printing & related support activities	311	2 168	8 870	10	—	4	2	2	1	1	—	—	—
32311	Printing	(E)	(D)	(D)	9	—	4	1	2	1	1	—	—	—
326	Plastics & rubber products mfg	107	681	3 012	4	1	—	—	3	—	—	—	—	—
332	Fabricated metal product mfg	632	5 412	21 519	18	7	2	4	1	3	—	1	—	—
3321	Forging & stamping	(E)	(D)	(D)	1	—	—	—	—	—	—	1	—	—
33211	Forging & stamping	(E)	(D)	(D)	1	—	—	—	—	—	—	1	—	—
3327	Mach shops, turn prod, screw, nut, bolt mfg	173	1 564	5 867	7	3	—	2	—	2	—	—	—	—
33271	Machine shops	(C)	(D)	(D)	6	3	—	2	—	1	—	—	—	—
333	Machinery mfg	289	2 616	10 463	12	4	3	2	1	1	1	—	—	—
3339	Other general purpose machinery mfg	(C)	(D)	(D)	3	—	1	—	1	—	1	—	—	—
33399	All other general purpose machinery mfg	(C)	(D)	(D)	3	—	1	—	1	—	1	—	—	—
334	Computer & electronic product mfg	297	2 129	8 362	5	—	2	—	—	2	1	—	—	—
3344	Semiconductor & oth electronic component mfg	(C)	(D)	(D)	2	—	1	—	—	—	1	—	—	—
33441	Semiconductor & oth electronic component mfg	(C)	(D)	(D)	2	—	1	—	—	—	1	—	—	—
339	Miscellaneous mfg	128	526	2 297	12	8	2	—	1	1	—	—	—	—
3399	Other miscellaneous mfg	115	486	2 055	8	5	1	—	1	1	—	—	—	—
33992	Sporting & athletic goods mfg	112	480	1 972	4	1	1	—	1	1	—	—	—	—
339920	Sporting & athletic goods mfg	112	480	1 972	4	1	1	—	1	1	—	—	—	—
<b>42</b>	<b>Wholesale trade</b>	<b>800</b>	<b>4 394</b>	<b>19 454</b>	<b>80</b>	<b>37</b>	<b>19</b>	<b>16</b>	<b>7</b>	<b>—</b>	<b>1</b>	<b>—</b>	<b>—</b>	<b>—</b>
421	Wholesale trade, durable goods	344	2 175	9 630	56	29	13	12	2	—	—	—	—	—
422	Wholesale trade, nondurable goods	456	2 219	9 824	24	8	6	4	5	—	1	—	—	—
4229	Miscellaneous nondurable goods whlse	246	747	3 409	6	3	1	1	—	—	1	—	—	—
42292	Book, periodical & newspaper whlse	(C)	(D)	(D)	1	—	—	—	—	—	1	—	—	—
<b>44-45</b>	<b>Retail trade</b>	<b>4 263</b>	<b>20 349</b>	<b>89 159</b>	<b>385</b>	<b>173</b>	<b>96</b>	<b>72</b>	<b>29</b>	<b>10</b>	<b>4</b>	<b>1</b>	<b>—</b>	<b>—</b>
441	Motor vehicle & parts dealers	809	5 631	25 553	45	12	12	12	5	2	2	—	—	—
4411	Automobile dealers	528	4 018	17 548	18	5	4	2	3	2	2	—	—	—
44111	New car dealers	496	3 770	16 313	13	3	2	1	3	2	2	—	—	—
441110	New car dealers	496	3 770	16 313	13	3	2	1	3	2	2	—	—	—
4412	Other motor vehicle dealers	159	941	4 993	13	4	3	4	2	—	—	—	—	—
44122	Motorcycle & boat & other MV dealers	(C)	(D)	(D)	12	4	3	3	2	—	—	—	—	—
4413	Automotive parts, accessories & tire stores	122	672	3 012	14	3	5	6	—	—	—	—	—	—
442	Furniture & home furnishing stores	161	1 061	3 953	25	11	8	4	2	—	—	—	—	—
444	Bldg material & garden equip & supp dealers	420	2 454	11 094	43	17	16	5	4	—	1	—	—	—
4441	Building material & supplies dealers	384	2 293	9 978	35	13	12	5	4	—	1	—	—	—
44411	Home centers	(C)	(D)	(D)	2	—	—	1	—	—	1	—	—	—
44419	Other building material dealers	172	1 294	5 588	19	7	7	2	3	—	—	—	—	—
444190	Other building material dealers	172	1 294	5 588	19	7	7	2	3	—	—	—	—	—
445	Food & beverage stores	715	2 656	11 923	46	23	8	4	7	4	—	—	—	—
4451	Grocery stores	547	2 136	9 796	20	8	2	1	5	4	—	—	—	—
44511	Grocery (except convenience) stores	539	2 130	9 705	17	6	1	1	5	4	—	—	—	—
445110	Grocery (except convenience) stores	539	2 130	9 705	17	6	1	1	5	4	—	—	—	—
4453	Beer, wine & liquor stores	133	409	1 637	20	11	5	3	1	—	—	—	—	—
44531	Beer, wine & liquor stores	133	409	1 637	20	11	5	3	1	—	—	—	—	—
445310	Beer, wine & liquor stores	133	409	1 637	20	11	5	3	1	—	—	—	—	—
446	Health & personal care stores	142	688	3 315	25	16	3	4	2	—	—	—	—	—
4461	Health & personal care stores	142	688	3 315	25	16	3	4	2	—	—	—	—	—
447	Gasoline stations	501	1 395	6 065	50	6	18	24	2	—	—	—	—	—
4471	Gasoline stations	501	1 395	6 065	50	6	18	24	2	—	—	—	—	—
44711	Gasoline stations with convenience stores	416	1 162	4 890	40	3	14	22	1	—	—	—	—	—
447110	Gasoline stations with convenience stores	416	1 162	4 890	40	3	14	22	1	—	—	—	—	—
448	Clothing & clothing accessories stores	(C)	(D)	(D)	28	17	7	3	1	—	—	—	—	—
451	Sporting goods, hobby, book & music stores	125	337	1 703	31	21	7	3	—	—	—	—	—	—
4511	Sporting goods, hobby, musical instrument stores	100	273	1 377	23	15	5	3	—	—	—	—	—	—
452	General merchandise stores	(F)	(D)	(D)	9	1	1	—	1	4	1	1	—	—
4521	Department stores	610	2 730	10 957	5	—	—	—	—	3	1	1	—	—
45211	Department stores	610	2 730	10 957	5	—	—	—	—	3	1	1	—	—
452110	Department stores	610	2 730	10 957	5	—	—	—	—	3	1	1	—	—
4529	Other general merchandise stores	(C)	(D)	(D)	4	1	1	—	1	1	—	—	—	—
45299	All other general merchandise stores	(C)	(D)	(D)	4	1	1	—	1	1	—	—	—	—
453	Miscellaneous store retailers	279	967	4 666	50	32	9	7	2	—	—	—	—	—
4532	Office supplies, stationery & gift stores	(C)	(D)	(D)	21	15	2	2	2	—	—	—	—	—
45322	Gift, novelty & souvenir stores	110	355	1 695	19	14	2	2	1	—	—	—	—	—
453220	Gift, novelty & souvenir stores	110	355	1 695	19	14	2	2	1	—	—	—	—	—

See footnotes at end of table.

**Table 6. Counties—Employees, Payroll, and Establishments by Industry: 2001—Con.**

[Excludes most government employees, railroad employees, and self-employed persons. Size class 1 to 4 includes establishments with payroll, but no employees, during mid-March pay period. (D) denotes figures withheld to avoid disclosing data for individual companies; the data are included in broader industry totals. Detailed industries with 100 or more employees are shown if industry was not a (D). For explanation of terms, abbreviations, and data reliability/comparability, see introductory text]

NAICS code	Industry	Number of employees for week including March 12	Payroll (\$1,000)		Total number of establishments	Number of establishments by employment-size class								
			First quarter	Annual		1 to 4	5 to 9	10 to 19	20 to 49	50 to 99	100 to 249	250 to 499	500 to 999	1,000 or more
<b>CROW WING—Con.</b>														
<b>44-45 Retail trade—Con.</b>														
454	Nonstore retailers .....	150	967	3 530	18	9	4	2	3	—	—	—	—	—
4543	Direct selling establishments .....	100	802	2 917	14	7	3	2	2	—	—	—	—	—
<b>48-49 Transportation &amp; warehousing .....</b>														
485	Transit & ground passenger transportation .....	210	685	3 179	5	1	—	1	2	—	1	—	—	—
4854	School & employee bus transportation .....	(C)	(D)	(D)	2	—	—	—	1	—	1	—	—	—
48541	School & employee bus transportation .....	(C)	(D)	(D)	2	—	—	—	1	—	1	—	—	—
<b>51 Information .....</b>														
511	Publishing industries .....	(C)	(D)	(D)	8	1	3	2	—	2	—	—	—	—
5111	Newspaper, periodical, book, database publishers .....	(C)	(D)	(D)	7	1	2	2	—	2	—	—	—	—
513	Broadcasting & telecommunications .....	230	1 977	8 001	20	8	2	6	4	—	—	—	—	—
5131	Radio & television broadcasting .....	108	756	2 916	7	2	1	2	2	—	—	—	—	—
51311	Radio broadcasting .....	108	756	2 916	7	2	1	2	2	—	—	—	—	—
<b>52 Finance &amp; insurance .....</b>														
522	Credit intermediation & related activities .....	464	3 560	14 988	42	20	7	5	9	1	—	—	—	—
5221	Depository credit intermediation .....	413	3 212	13 127	29	11	4	5	8	1	—	—	—	—
52211	Commercial banking .....	307	2 447	10 186	22	9	2	4	6	1	—	—	—	—
522110	Commercial banking .....	307	2 447	10 186	22	9	2	4	6	1	—	—	—	—
524	Insurance carriers & related activities .....	(C)	(D)	(D)	43	39	3	1	—	—	—	—	—	—
5242	Agencies & other insurance related activities .....	(C)	(D)	(D)	38	34	3	1	—	—	—	—	—	—
<b>53 Real estate &amp; rental &amp; leasing .....</b>														
531	Real estate .....	123	556	3 305	70	65	4	1	—	—	—	—	—	—
<b>54 Professional, scientific &amp; technical services .....</b>														
541	Professional, scientific & technical services .....	1 576	12 923	59 111	122	80	24	10	3	2	1	1	1	—
5411	Legal services .....	151	1 077	4 969	37	23	11	3	—	—	—	—	—	—
54111	Offices of lawyers .....	115	879	4 102	31	21	8	2	—	—	—	—	—	—
541110	Offices of lawyers .....	115	879	4 102	31	21	8	2	—	—	—	—	—	—
5412	Accounting, tax prep, bookkeep, payroll services .....	118	735	2 717	13	7	1	3	2	—	—	—	—	—
54121	Accounting, tax prep, bookkeep, payroll services .....	118	735	2 717	13	7	1	3	2	—	—	—	—	—
5413	Architectural, engineering & related services .....	233	2 592	12 043	25	15	7	1	—	1	1	—	—	—
54133	Engineering services .....	186	2 423	10 360	14	8	4	—	—	1	1	—	—	—
541330	Engineering services .....	186	2 423	10 360	14	8	4	—	—	1	1	—	—	—
5416	Management, sci & tech consulting services .....	903	7 462	33 656	14	11	—	1	—	—	—	1	1	—
54161	Management consulting services .....	896	7 417	33 428	10	7	—	1	—	—	—	1	1	—
5419	Oth professional, scientific, technical services .....	135	798	3 684	18	12	3	1	1	1	—	—	—	—
<b>55 Management of companies &amp; enterprises .....</b>														
55	Management of companies & enterprises .....	24	317	1 338	8	6	2	—	—	—	—	—	—	—
<b>56 Admin, support, waste mgt, remediation services .....</b>														
561	Administrative & support services .....	735	2 457	11 311	87	59	15	4	4	4	1	—	—	—
5611	Office administrative services .....	124	398	1 719	6	3	2	—	—	—	1	—	—	—
56111	Office administrative services .....	124	398	1 719	6	3	2	—	—	—	1	—	—	—
561110	Office administrative services .....	124	398	1 719	6	3	2	—	—	—	1	—	—	—
5613	Employment services .....	280	928	3 409	7	1	—	1	2	3	—	—	—	—
56131	Employment placement agencies .....	(C)	(D)	(D)	2	—	—	—	—	2	—	—	—	—
56132	Temporary help services .....	132	638	2 363	4	1	—	—	2	1	—	—	—	—
561320	Temporary help services .....	132	638	2 363	4	1	—	—	2	1	—	—	—	—
5617	Services to buildings & dwellings .....	149	330	1 762	46	36	7	2	1	—	—	—	—	—
56172	Janitorial services .....	119	198	831	19	10	6	2	1	—	—	—	—	—
561720	Janitorial services .....	119	198	831	19	10	6	2	1	—	—	—	—	—
5619	Other support services .....	113	545	3 339	7	4	—	1	1	1	—	—	—	—
<b>61 Educational services .....</b>														
611	Educational services .....	323	621	2 503	11	5	3	—	2	—	1	—	—	—
6116	Other schools & instruction .....	(C)	(D)	(D)	7	4	2	—	—	—	1	—	—	—
61161	Fine arts schools .....	(C)	(D)	(D)	1	—	—	—	—	—	1	—	—	—
<b>62 Health care and social assistance .....</b>														
621	Ambulatory health care services .....	1 199	8 358	46 720	85	38	23	10	8	4	1	1	—	—
6211	Offices of physicians .....	454	4 428	27 069	15	8	1	2	2	—	1	1	—	—
62111	Offices of physicians .....	454	4 428	27 069	15	8	1	2	2	—	1	1	—	—
621111	Offices of physicians (exc mental health) .....	447	4 277	26 311	9	2	1	2	2	—	1	1	—	—
6212	Offices of dentists .....	181	1 313	7 222	28	12	12	3	1	—	—	—	—	—
62121	Offices of dentists .....	181	1 313	7 222	28	12	12	3	1	—	—	—	—	—
621210	Offices of dentists .....	181	1 313	7 222	28	12	12	3	1	—	—	—	—	—
6213	Offices of other health practitioners .....	183	959	3 836	24	12	7	3	1	1	—	—	—	—
6216	Home health care services .....	247	678	3 285	7	2	—	—	2	3	—	—	—	—
62161	Home health care services .....	247	678	3 285	7	2	—	—	2	3	—	—	—	—
621610	Home health care services .....	247	678	3 285	7	2	—	—	2	3	—	—	—	—
622	Hospitals .....	(G)	(D)	(D)	2	—	—	—	—	—	—	1	1	—
6221	General medical & surgical hospitals .....	(G)	(D)	(D)	2	—	—	—	—	—	—	1	1	—
62211	General medical & surgical hospitals .....	(G)	(D)	(D)	2	—	—	—	—	—	—	1	1	—

See footnotes at end of table.

**Table 6. Counties—Employees, Payroll, and Establishments by Industry: 2001—Con.**

[Excludes most government employees, railroad employees, and self-employed persons. Size class 1 to 4 includes establishments with payroll, but no employees, during mid-March pay period. (D) denotes figures withheld to avoid disclosing data for individual companies; the data are included in broader industry totals. Detailed industries with 100 or more employees are shown if industry was not a (D). For explanation of terms, abbreviations, and data reliability/comparability, see introductory text]

NAICS code	Industry	Number of employees for week including March 12	Payroll (\$1,000)		Total number of establishments	Number of establishments by employment-size class								
			First quarter	Annual		1 to 4	5 to 9	10 to 19	20 to 49	50 to 99	100 to 249	250 to 499	500 to 999	1,000 or more
<b>CROW WING—Con.</b>														
<b>62 Health care and social assistance—Con.</b>														
623	Nursing & residential care facilities .....	998	3 704	16 500	28	2	8	9	5	1	2	1	—	—
6231	Nursing care facilities .....	(E)	(D)	(D)	2	—	—	—	—	—	1	1	—	—
62311	Nursing care facilities .....	(E)	(D)	(D)	2	—	—	—	—	—	1	1	—	—
6232	Residential mental retardation, health facil .....	403	1 538	6 605	17	1	6	6	2	1	1	—	—	—
62321	Residential mental retardation facilities .....	403	1 538	6 605	17	1	6	6	2	1	1	—	—	—
623210	Residential mental retardation facilities .....	403	1 538	6 605	17	1	6	6	2	1	1	—	—	—
624	Social assistance .....	(E)	(D)	(D)	34	18	5	9	2	—	—	—	—	—
<b>71 Arts, entertainment &amp; recreation .....</b>														
713	Amusement, gambling & recreation industries ....	325	718	4 661	34	22	4	3	4	—	1	—	—	—
7139	Other amusement & recreation industries .....	(E)	(D)	(D)	30	20	3	2	4	—	1	—	—	—
71391	Golf courses & country clubs .....	134	241	2 146	7	5	—	1	—	—	1	—	—	—
713910	Golf courses & country clubs .....	134	241	2 146	7	5	—	1	—	—	1	—	—	—
<b>72 Accommodation &amp; food services .....</b>														
721	Accommodation .....	884	3 760	21 963	55	32	4	10	4	2	3	—	—	—
7211	Traveler accommodation .....	851	3 504	20 622	42	21	3	9	4	2	3	—	—	—
72111	Hotels (exc casino hotels) & motels .....	839	3 460	20 350	36	16	2	9	4	2	3	—	—	—
721110	Hotels (exc casino hotels) & motels .....	839	3 460	20 350	36	16	2	9	4	2	3	—	—	—
722	Food services & drinking places .....	1 949	4 128	19 623	143	51	24	36	24	7	1	—	—	—
7221	Full-service restaurants .....	1 085	2 328	11 453	72	20	15	19	14	3	1	—	—	—
72211	Full-service restaurants .....	1 085	2 328	11 453	72	20	15	19	14	3	1	—	—	—
722110	Full-service restaurants .....	1 085	2 328	11 453	72	20	15	19	14	3	1	—	—	—
7222	Limited-service eating places .....	698	1 482	6 696	41	15	1	12	9	4	—	—	—	—
72221	Limited-service eating places .....	698	1 482	6 696	41	15	1	12	9	4	—	—	—	—
722211	Limited-service restaurants .....	620	1 361	5 968	29	9	—	7	9	4	—	—	—	—
7224	Drinking places (alcoholic beverages) .....	157	282	1 290	26	13	7	5	1	—	—	—	—	—
72241	Drinking places (alcoholic beverages) .....	157	282	1 290	26	13	7	5	1	—	—	—	—	—
722410	Drinking places (alcoholic beverages) .....	157	282	1 290	26	13	7	5	1	—	—	—	—	—
<b>81 Other services (except public administration) .....</b>														
811	Repair & maintenance .....	210	1 013	4 249	54	39	10	5	—	—	—	—	—	—
8111	Automotive repair & maintenance .....	159	773	3 376	35	24	6	5	—	—	—	—	—	—
812	Personal & laundry services .....	256	820	3 689	45	24	13	7	1	—	—	—	—	—
8121	Personal care services .....	145	438	1 836	21	10	6	4	1	—	—	—	—	—
81211	Hair, nail & skin care services .....	(C)	(D)	(D)	20	10	5	4	1	—	—	—	—	—
812112	Beauty salons .....	138	433	1 807	19	9	5	4	1	—	—	—	—	—
813	Religious, grantmaking, civic, prof & like organizations .....	751	1 827	7 471	106	59	25	13	8	1	—	—	—	—
8131	Religious organizations .....	287	932	3 717	45	23	15	4	3	—	—	—	—	—
81311	Religious organizations .....	287	932	3 717	45	23	15	4	3	—	—	—	—	—
813110	Religious organizations .....	287	932	3 717	45	23	15	4	3	—	—	—	—	—
8134	Civic & social organizations .....	325	551	2 256	29	11	7	7	3	1	—	—	—	—
81341	Civic & social organizations .....	325	551	2 256	29	11	7	7	3	1	—	—	—	—
813410	Civic & social organizations .....	325	551	2 256	29	11	7	7	3	1	—	—	—	—
8139	Business, labor, political, like organizations ....	105	268	1 176	23	17	3	2	1	—	—	—	—	—
<b>95 Auxiliaries (exc corporate, subsidiary &amp; regional mgt) .....</b>														
95	Auxiliaries (exc corporate, subsidiary & regional mgt) .....	(B)	(D)	(D)	3	1	—	1	—	1	—	—	—	—
<b>99 Unclassified establishments .....</b>														
99	Unclassified establishments .....	24	105	453	22	20	2	—	—	—	—	—	—	—
<b>DAKOTA</b>														
<b>Total .....</b>		<b>159 175</b>	<b>1 403 876</b>	<b>5 666 284</b>	<b>9 021</b>	<b>4 805</b>	<b>1 573</b>	<b>1 167</b>	<b>886</b>	<b>352</b>	<b>176</b>	<b>43</b>	<b>14</b>	<b>5</b>
<b>11 Forestry, fishing, hunting, and agriculture support .....</b>														
11	Forestry, fishing, hunting, and agriculture support .....	44	184	1 867	12	10	1	—	1	—	—	—	—	—
<b>21 Mining .....</b>														
21	Mining .....	110	1 247	7 648	8	2	1	3	2	—	—	—	—	—
<b>22 Utilities .....</b>														
22	Utilities .....	417	6 623	25 246	10	3	2	1	2	1	1	—	—	—
221	Utilities .....	417	6 623	25 246	10	3	2	1	2	1	1	—	—	—
2211	Elec pwr generation, transmsn & distribution ...	(E)	(D)	(D)	3	—	1	—	1	—	1	—	—	—
22112	Electric pwr transmsn, control & distribution ..	(C)	(D)	(D)	2	—	—	—	1	—	1	—	—	—
2212	Natural gas distribution .....	(C)	(D)	(D)	5	2	—	1	1	1	—	—	—	—
22121	Natural gas distribution .....	(C)	(D)	(D)	5	2	—	1	1	1	—	—	—	—
<b>23 Construction .....</b>														
233	Building, developing & general contracting .....	2 114	24 826	106 194	299	213	35	27	17	5	1	1	—	—
2332	Residential building construction .....	1 276	12 509	56 605	232	174	26	16	11	5	—	—	—	—
23321	Single-family housing construction .....	1 141	11 114	50 208	221	168	25	14	10	4	—	—	—	—
233210	Single-family housing construction .....	1 141	11 114	50 208	221	168	25	14	10	4	—	—	—	—
23322	Multifamily housing construction .....	135	1 395	6 397	11	6	1	2	1	1	—	—	—	—
233220	Multifamily housing construction .....	135	1 395	6 397	11	6	1	2	1	1	—	—	—	—
2333	Nonresidential building construction .....	773	11 540	46 119	48	24	7	9	6	—	1	1	—	—
23332	Commercial & institutional bldg construction ..	769	11 511	45 990	42	18	7	9	6	—	1	1	—	—
233320	Commercial & institutional bldg construction ..	769	11 511	45 990	42	18	7	9	6	—	1	1	—	—

See footnotes at end of table.

**Table 6. Counties—Employees, Payroll, and Establishments by Industry: 2001—Con.**

[Excludes most government employees, railroad employees, and self-employed persons. Size class 1 to 4 includes establishments with payroll, but no employees, during mid-March pay period. (D) denotes figures withheld to avoid disclosing data for individual companies; the data are included in broader industry totals. Detailed industries with 100 or more employees are shown if industry was not a (D). For explanation of terms, abbreviations, and data reliability/comparability, see introductory text]

NAICS code	Industry	Number of employees for week including March 12	Payroll (\$1,000)		Total number of establishments	Number of establishments by employment-size class								
			First quarter	Annual		1 to 4	5 to 9	10 to 19	20 to 49	50 to 99	100 to 249	250 to 499	500 to 999	1,000 or more
<b>DAKOTA—Con.</b>														
<b>23 Construction—Con.</b>														
234	Heavy construction .....	2 271	20 444	122 733	43	17	6	8	8	1	1	1	—	1
2341	Highway, street, bridge & tunnel construction ...	(G)	(D)	(D)	13	1	1	5	4	—	1	—	—	1
23411	Highway & street construction .....	1 678	15 767	89 800	12	1	1	5	3	—	1	—	—	1
234110	Highway & street construction .....	1 678	15 767	89 800	12	1	1	5	3	—	1	—	—	1
2349	Other heavy construction .....	(F)	(D)	(D)	30	16	5	3	4	1	—	1	—	—
23491	Water, sewer & pipeline construction .....	371	2 135	21 836	13	5	3	2	2	—	—	1	—	—
234910	Water, sewer & pipeline construction .....	371	2 135	21 836	13	5	3	2	2	—	—	1	—	—
23492	Pwr, communication transmsn line construction .....	162	1 846	6 433	6	1	1	1	2	1	—	—	—	—
234920	Pwr, communication transmsn line construction .....	162	1 846	6 433	6	1	1	1	2	1	—	—	—	—
235	Special trade contractors .....	5 495	54 322	259 191	609	399	92	48	43	21	6	—	—	—
2351	Plumbing, heating & AC contractor .....	1 198	13 305	63 335	82	42	13	10	11	4	2	—	—	—
23511	Plumbing, heating & AC contractor .....	1 198	13 305	63 335	82	42	13	10	11	4	2	—	—	—
235110	Plumbing, heating & AC contractor .....	1 198	13 305	63 335	82	42	13	10	11	4	2	—	—	—
2352	Painting & wall covering contractors .....	339	2 464	12 396	60	44	8	5	1	2	—	—	—	—
23521	Painting & wall covering contractors .....	339	2 464	12 396	60	44	8	5	1	2	—	—	—	—
235210	Painting & wall covering contractors .....	339	2 464	12 396	60	44	8	5	1	2	—	—	—	—
2353	Electrical contractors .....	998	9 758	43 842	91	48	20	10	8	5	—	—	—	—
23531	Electrical contractors .....	998	9 758	43 842	91	48	20	10	8	5	—	—	—	—
235310	Electrical contractors .....	998	9 758	43 842	91	48	20	10	8	5	—	—	—	—
2354	Masonry, drywall, insulation, tile contractors ....	618	6 298	28 772	74	48	15	3	6	1	1	—	—	—
23541	Masonry & stone contractors .....	274	3 594	16 467	28	21	4	1	1	—	1	—	—	—
235410	Masonry & stone contractors .....	274	3 594	16 467	28	21	4	1	1	—	1	—	—	—
23542	Drywall, acoustical & insulation contractors...	276	2 227	10 007	37	21	10	2	3	1	—	—	—	—
235420	Drywall, acoustical & insulation contractors...	276	2 227	10 007	37	21	10	2	3	1	—	—	—	—
2355	Carpentry & floor contractors .....	704	5 665	23 912	105	8	9	8	5	2	1	—	—	—
23551	Carpentry contractors .....	548	3 833	17 836	86	65	9	6	4	1	1	—	—	—
235510	Carpentry contractors .....	548	3 833	17 836	86	65	9	6	4	1	1	—	—	—
23552	Floor laying & other floor contractors .....	156	1 832	6 076	19	15	—	2	1	1	—	—	—	—
235520	Floor laying & other floor contractors .....	156	1 832	6 076	19	15	—	2	1	1	—	—	—	—
2356	Roofing, siding, & sheet metal contractors .....	(C)	(D)	(D)	51	44	2	2	3	—	—	—	—	—
23561	Roofing, siding, & sheet metal contractors ...	(C)	(D)	(D)	51	44	2	2	3	—	—	—	—	—
2357	Concrete contractors .....	717	7 768	43 743	50	26	10	7	3	3	1	—	—	—
23571	Concrete contractors .....	717	7 768	43 743	50	26	10	7	3	3	1	—	—	—
235710	Concrete contractors .....	717	7 768	43 743	50	26	10	7	3	3	1	—	—	—
2359	Other special trade contractors .....	761	7 879	34 676	94	66	14	3	6	4	1	—	—	—
23595	Bldg equip & oth mach installation contractor .....	116	2 147	8 002	7	4	1	—	1	1	—	—	—	—
235950	Bldg equip & oth mach installation contractor .....	116	2 147	8 002	7	4	1	—	1	1	—	—	—	—
23599	All other special trade contractors .....	379	3 363	15 518	40	29	5	1	2	2	1	—	—	—
235990	All other special trade contractors .....	379	3 363	15 518	40	29	5	1	2	2	1	—	—	—
<b>31-33</b>	<b>Manufacturing .....</b>	<b>18 192</b>	<b>184 453</b>	<b>744 510</b>	<b>462</b>	<b>142</b>	<b>86</b>	<b>61</b>	<b>86</b>	<b>49</b>	<b>24</b>	<b>9</b>	<b>5</b>	<b>—</b>
311	Food mfg .....	2 989	26 690	111 390	44	13	5	7	7	2	4	1	—	—
3113	Sugar & confectionery product mfg .....	(F)	(D)	(D)	6	2	1	1	—	1	—	—	1	—
31134	Nonchocolate confectionery mfg .....	(F)	(D)	(D)	2	—	1	—	—	—	—	—	1	—
3114	Fruit & veg preserving & specialty food mfg ....	(F)	(D)	(D)	3	—	—	1	—	—	1	1	—	—
31141	Frozen food mfg .....	(C)	(D)	(D)	2	—	—	1	—	—	1	—	—	—
31142	Fruit & veg canning, pickling & drying .....	(E)	(D)	(D)	1	—	—	—	—	—	—	1	—	—
3115	Dairy product mfg .....	(C)	(D)	(D)	3	1	—	—	1	—	1	—	—	—
31151	Dairy product (exc frozen) mfg .....	(C)	(D)	(D)	3	1	—	—	1	—	1	—	—	—
3116	Animal slaughtering & processing .....	393	3 664	14 574	7	2	1	1	1	1	—	1	—	—
31161	Animal slaughtering & processing .....	393	3 664	14 574	7	2	1	1	1	1	—	1	—	—
3118	Bakeries & tortilla mfg .....	494	3 704	16 996	13	5	2	1	3	1	—	1	—	—
31181	Bread & bakery product mfg .....	(C)	(D)	(D)	10	3	2	1	3	1	—	—	—	—
31182	Cookie, cracker & pasta mfg .....	(E)	(D)	(D)	3	2	—	—	—	—	—	1	—	—
3119	Other food mfg .....	524	3 883	15 410	7	2	—	1	1	2	—	1	—	—
31199	All other food mfg .....	(E)	(D)	(D)	5	2	—	—	—	2	—	1	—	—
312	Beverage & tobacco product mfg .....	(F)	(D)	(D)	4	1	—	—	1	—	1	—	—	—
3121	Beverage mfg .....	(F)	(D)	(D)	4	1	—	—	1	—	1	—	1	—
31211	Soft drink & ice mfg .....	(F)	(D)	(D)	3	—	—	—	1	—	1	—	1	—
316	Leather & allied product mfg .....	(C)	(D)	(D)	3	—	1	—	—	2	—	—	—	—
3161	Leather & hide tanning & finishing .....	(C)	(D)	(D)	2	—	—	—	—	2	—	—	—	—
31611	Leather & hide tanning & finishing .....	(C)	(D)	(D)	2	—	—	—	—	2	—	—	—	—
321	Wood product mfg .....	249	1 950	8 308	15	7	4	2	1	—	1	—	—	—
3212	Veneer, plywood & engineered wood product mfg .....	(C)	(D)	(D)	2	—	1	—	—	—	1	—	—	—
32121	Veneer, plywood & engineered wood product mfg .....	(C)	(D)	(D)	2	—	1	—	—	—	1	—	—	—
322	Paper mfg .....	1 424	15 518	54 412	7	1	1	—	1	—	3	—	1	—
3222	Converted paper product mfg .....	(G)	(D)	(D)	6	1	—	—	1	—	3	—	1	—
32221	Paperboard container mfg .....	(C)	(D)	(D)	1	—	—	—	—	—	1	—	—	—
32222	Paper bag & coated & treated paper mfg .....	(E)	(D)	(D)	4	1	—	—	1	—	2	—	—	—
32223	Stationery product mfg .....	(F)	(D)	(D)	1	—	—	—	—	—	—	—	1	—
323	Printing & related support activities .....	998	8 867	34 930	60	23	18	7	5	5	2	—	—	—
3231	Printing & related support activities .....	998	8 867	34 930	60	23	18	7	5	5	2	—	—	—
32311	Printing .....	(F)	(D)	(D)	57	21	17	7	5	5	2	—	—	—
323110	Commercial lithographic printing .....	393	3 175	12 942	19	5	8	2	1	2	1	—	—	—
323112	Commercial flexographic printing .....	217	2 504	9 286	4	—	1	1	—	1	1	—	—	—
324	Petroleum & coal products mfg .....	(F)	(D)	(D)	2	—	—	—	—	1	—	—	1	—
3241	Petroleum & coal products mfg .....	(F)	(D)	(D)	2	—	—	—	—	1	—	—	1	—
32411	Petroleum refineries .....	(F)	(D)	(D)	2	—	—	—	—	1	—	—	1	—

See footnotes at end of table.

**Table 6. Counties—Employees, Payroll, and Establishments by Industry: 2001—Con.**

[Excludes most government employees, railroad employees, and self-employed persons. Size class 1 to 4 includes establishments with payroll, but no employees, during mid-March pay period. (D) denotes figures withheld to avoid disclosing data for individual companies; the data are included in broader industry totals. Detailed industries with 100 or more employees are shown if industry was not a (D). For explanation of terms, abbreviations, and data reliability/comparability, see introductory text]

NAICS code	Industry	Number of employees for week including March 12	Payroll (\$1,000)		Total number of establishments	Number of establishments by employment-size class																				
			First quarter	Annual		1 to 4	5 to 9	10 to 19	20 to 49	50 to 99	100 to 249	250 to 499	500 to 999	1,000 or more												
<b>DAKOTA—Con.</b>																										
<b>31-33 Manufacturing—Con.</b>																										
325	Chemical mfg .....	475	5 358	23 980	23	6	3	3	10	—	1	—	—	—	—	—										
3256	Soap, cleaners & toilet preparation mfg .....	239	2 343	9 523	11	4	2	1	3	—	1	—	—	—	—	—										
32561	Soap & cleaning compound mfg .....	(C)	(D)	(D)	10	4	2	1	2	—	1	—	—	—	—	—										
3259	Other chemical product & preparation mfg .....	115	1 650	7 105	5	—	1	—	4	—	—	—	—	—	—	—										
32599	All other chemical product & preparation mfg .....	115	1 650	7 105	5	—	1	—	4	—	—	—	—	—	—	—										
326	Plastics & rubber products mfg .....	1 825	16 603	65 582	38	10	5	6	6	5	5	1	—	—	—	—										
3261	Plastics product mfg .....	1 748	15 977	63 051	33	10	5	2	5	5	5	1	—	—	—	—										
32611	Unsupported plastics film, sheet, & bag mfg .....	182	1 934	7 715	10	6	1	1	1	—	1	—	—	—	—	—										
32619	Other plastics product mfg .....	1 482	13 318	52 351	17	3	2	—	2	5	4	1	—	—	—	—										
327	Nonmetallic mineral product mfg .....	361	3 854	22 402	14	—	4	3	6	1	—	—	—	—	—	—										
3273	Cement & concrete product mfg .....	260	3 074	18 940	10	—	2	3	4	1	—	—	—	—	—	—										
32732	Ready-mix concrete mfg .....	161	2 065	12 140	5	—	—	2	2	1	—	—	—	—	—	—										
327320	Ready-mix concrete mfg .....	161	2 065	12 140	5	—	—	2	2	1	—	—	—	—	—	—										
331	Primary metal mfg .....	341	4 418	15 127	8	3	1	2	—	—	2	—	—	—	—	—										
3313	Alumina & aluminum production & processing .....	(C)	(D)	(D)	2	1	—	—	—	—	1	—	—	—	—	—										
33131	Alumina & aluminum production & processing .....	(C)	(D)	(D)	2	1	—	—	—	—	1	—	—	—	—	—										
3314	Nonferrous (exc alum) production & processing .....	(C)	(D)	(D)	5	1	1	2	—	—	1	—	—	—	—	—										
33149	Other nonferrous roll, draw, extruding, alloying .....	(C)	(D)	(D)	5	1	1	2	—	—	1	—	—	—	—	—										
332	Fabricated metal product mfg .....	2 325	22 395	89 921	84	24	18	13	15	12	—	2	—	—	—	—										
3321	Forging & stamping .....	516	4 757	17 211	7	1	1	—	2	2	—	1	—	—	—	—										
33211	Forging & stamping .....	516	4 757	17 211	7	1	1	—	2	2	—	1	—	—	—	—										
332116	Metal stamping .....	516	4 757	17 211	7	1	1	—	2	2	—	1	—	—	—	—										
3322	Cutlery & handtool mfg .....	(C)	(D)	(D)	3	—	1	—	—	2	—	—	—	—	—	—										
33221	Cutlery & handtool mfg .....	(C)	(D)	(D)	3	—	1	—	—	2	—	—	—	—	—	—										
3323	Architectural & structural metals mfg .....	309	2 821	10 880	11	1	1	3	4	2	—	—	—	—	—	—										
33231	Plate work & fabricated structural prod mfg .....	179	1 687	6 526	6	—	—	2	3	1	—	—	—	—	—	—										
33232	Ornamental & architectural metal prod mfg .....	130	1 134	4 354	5	1	1	1	1	1	—	—	—	—	—	—										
3324	Boiler, tank & shipping container mfg .....	217	2 154	10 348	5	1	1	—	1	2	—	—	—	—	—	—										
33243	Light gauge metal container mfg .....	(C)	(D)	(D)	3	1	—	—	1	1	—	—	—	—	—	—										
3327	Mach shops, turn prod, screw, nut, bolt mfg .....	321	2 755	10 539	37	13	13	8	2	1	—	—	—	—	—	—										
33271	Machine shops .....	(E)	(D)	(D)	35	11	13	8	2	1	—	—	—	—	—	—										
3328	Coating, engrave, heat treating & oth activity .....	230	1 724	6 871	9	4	—	—	3	2	—	—	—	—	—	—										
33281	Coating, engrave, heat treating & oth activity .....	230	1 724	6 871	9	4	—	—	3	2	—	—	—	—	—	—										
332812	Metal coating, engraving & allied services .....	196	1 537	6 141	5	1	—	—	2	2	—	—	—	—	—	—										
3329	Other fabricated metal product mfg .....	489	6 021	24 917	7	1	1	1	3	—	—	1	—	—	—	—										
33291	Metal valve mfg .....	(E)	(D)	(D)	3	1	1	—	—	—	—	1	—	—	—	—										
333	Machinery mfg .....	915	9 915	34 771	39	18	7	3	6	3	2	—	—	—	—	—										
3334	HVAC & commercial refrigeration equipment mfg .....	122	2 236	6 210	5	1	2	1	—	1	—	—	—	—	—	—										
33341	HVAC & commercial refrigeration equipment mfg .....	122	2 236	6 210	5	1	2	1	—	1	—	—	—	—	—	—										
3339	Other general purpose machinery mfg .....	488	5 019	18 508	11	4	2	—	3	—	2	—	—	—	—	—										
33391	Pump & compressor mfg .....	(C)	(D)	(D)	2	—	1	—	—	—	1	—	—	—	—	—										
33399	All other general purpose machinery mfg .....	(E)	(D)	(D)	8	3	1	—	3	—	1	—	—	—	—	—										
334	Computer & electronic product mfg .....	1 437	15 689	67 355	20	6	2	2	5	3	1	—	1	—	—	—										
3341	Computer & peripheral equipment mfg .....	(C)	(D)	(D)	6	2	—	1	2	1	—	—	—	—	—	—										
33411	Computer & peripheral equipment mfg .....	(C)	(D)	(D)	6	2	—	1	2	1	—	—	—	—	—	—										
3344	Semiconductor & oth electronic component mfg .....	145	1 679	5 912	6	1	1	—	3	1	—	—	—	—	—	—										
33441	Semiconductor & oth electronic component mfg .....	145	1 679	5 912	6	1	1	—	3	1	—	—	—	—	—	—										
3345	Nav, measuring, medical, control instruments mfg .....	(G)	(D)	(D)	4	1	—	1	—	—	1	—	1	—	—	—										
33451	Nav, measuring, medical, control instruments mfg .....	(G)	(D)	(D)	4	1	—	1	—	—	1	—	1	—	—	—										
335	Electrical equip, appliance & component mfg .....	294	3 025	11 316	9	—	3	—	5	—	1	—	—	—	—	—										
3351	Electric lighting equipment mfg .....	(C)	(D)	(D)	1	—	—	—	—	—	1	—	—	—	—	—										
33512	Lighting fixture mfg .....	(C)	(D)	(D)	1	—	—	—	—	—	1	—	—	—	—	—										
3359	Other electrical equipment & component mfg .....	103	814	3 493	4	—	1	—	3	—	—	—	—	—	—	—										
336	Transportation equipment mfg .....	297	3 184	12 100	10	—	1	3	4	2	—	—	—	—	—	—										
3364	Aerospace product & parts mfg .....	147	1 260	4 859	5	—	—	2	2	1	—	—	—	—	—	—										
33641	Aerospace product & parts mfg .....	147	1 260	4 859	5	—	—	2	2	1	—	—	—	—	—	—										
336413	Other aircraft part & auxiliary equipment mfg .....	147	1 260	4 859	5	—	—	2	2	1	—	—	—	—	—	—										
337	Furniture & related product mfg .....	1 109	9 238	37 815	31	11	5	4	5	3	2	1	—	—	—	—										
3371	HH & institutional furniture & kitchen cabinet mfg .....	654	4 789	23 233	25	10	5	4	3	2	—	1	—	—	—	—										
33711	Wood kitchen cabinet & countertop mfg .....	512	3 736	18 809	19	9	3	2	3	1	—	1	—	—	—	—										
337110	Wood kitchen cabinet & countertop mfg .....	512	3 736	18 809	19	9	3	2	3	1	—	1	—	—	—	—										
33712	Household & institutional furniture mfg .....	142	1 053	4 424	6	1	2	2	—	1	—	—	—	—	—	—										
3372	Office furniture (including fixtures) mfg .....	455	4 449	14 582	6	1	—	—	2	1	2	—	—	—	—	—										
33721	Office furniture (including fixtures) mfg .....	455	4 449	14 582	6	1	—	—	2	1	2	—	—	—	—	—										

See footnotes at end of table.

**Table 6. Counties—Employees, Payroll, and Establishments by Industry: 2001—Con.**

[Excludes most government employees, railroad employees, and self-employed persons. Size class 1 to 4 includes establishments with payroll, but no employees, during mid-March pay period. (D) denotes figures withheld to avoid disclosing data for individual companies; the data are included in broader industry totals. Detailed industries with 100 or more employees are shown if industry was not a (D). For explanation of terms, abbreviations, and data reliability/comparability, see introductory text]

NAICS code	Industry	Number of employees for week including March 12	Payroll (\$1,000)		Total number of establishments	Number of establishments by employment-size class								
			First quarter	Annual		1 to 4	5 to 9	10 to 19	20 to 49	50 to 99	100 to 249	250 to 499	500 to 999	1,000 or more
<b>DAKOTA—Con.</b>														
<b>31-33</b>	<b>Manufacturing—Con.</b>													
339	Miscellaneous mfg . . . . .	1 270	11 030	46 247	41	11	8	8	7	5	1	1	—	—
3391	Medical equipment & supplies mfg . . . . .	670	5 834	23 961	22	3	7	3	3	5	1	—	—	—
33911	Medical equipment & supplies mfg . . . . .	670	5 834	23 961	22	3	7	3	3	5	1	—	—	—
339113	Surgical appliance & supplies mfg . . . . .	443	3 626	14 067	7	—	1	1	1	3	1	—	—	—
339116	Dental laboratories . . . . .	111	853	4 428	8	1	5	—	1	1	—	—	—	—
3399	Other miscellaneous mfg . . . . .	600	5 196	22 286	19	8	1	5	4	—	—	1	—	—
33995	Sign mfg . . . . .	449	4 159	16 676	8	3	—	3	1	—	—	1	—	—
339950	Sign mfg . . . . .	449	4 159	16 676	8	3	—	3	1	—	—	1	—	—
33999	All other misc mfg . . . . .	123	830	4 499	7	3	—	1	3	—	—	—	—	—
<b>42</b>	<b>Wholesale trade . . . . .</b>	<b>10 886</b>	<b>126 194</b>	<b>505 506</b>	<b>734</b>	<b>378</b>	<b>135</b>	<b>90</b>	<b>88</b>	<b>24</b>	<b>16</b>	<b>2</b>	<b>1</b>	<b>—</b>
421	Wholesale trade, durable goods . . . . .	6 666	81 948	324 889	499	248	99	64	61	17	9	1	—	—
4211	Motor vehicle, motor vehicle pt & supply whsle . . . . .	636	6 807	28 013	45	18	11	8	5	1	2	—	—	—
42111	Automobile & other motor vehicle whsle . . . . .	270	3 020	11 694	17	9	2	2	2	1	1	—	—	—
421110	Automobile & other motor vehicle whsle . . . . .	270	3 020	11 694	17	9	2	2	2	1	1	—	—	—
42112	Motor vehicle supplies & new parts whsle . . . . .	284	2 820	12 725	20	5	8	4	2	—	1	—	—	—
421120	Motor vehicle supplies & new parts whsle . . . . .	284	2 820	12 725	20	5	8	4	2	—	1	—	—	—
4212	Furniture & home furnishing whsle . . . . .	535	6 119	24 914	26	11	4	3	6	1	1	—	—	—
42121	Furniture whsle . . . . .	204	2 320	9 055	8	5	—	1	1	—	1	—	—	—
421210	Furniture whsle . . . . .	204	2 320	9 055	8	5	—	1	1	—	1	—	—	—
42122	Home furnishing whsle . . . . .	331	3 799	15 859	18	6	4	2	5	1	—	—	—	—
421220	Home furnishing whsle . . . . .	331	3 799	15 859	18	6	4	2	5	1	—	—	—	—
4213	Lumber & other construction materials whsle . . . . .	318	4 688	17 264	24	12	4	3	3	2	—	—	—	—
42131	Lumber, plywood, millwork & wood panel whsle . . . . .	146	2 384	8 043	11	7	1	—	2	1	—	—	—	—
421310	Lumber, plywood, millwork & wood panel whsle . . . . .	146	2 384	8 043	11	7	1	—	2	1	—	—	—	—
4214	Professional & commercial equip & supp whsle . . . . .	1 601	20 450	82 372	105	46	25	13	13	5	3	—	—	—
42142	Office equipment whsle . . . . .	338	3 293	13 505	14	2	6	—	4	1	1	—	—	—
421420	Office equipment whsle . . . . .	338	3 293	13 505	14	2	6	—	4	1	1	—	—	—
42143	Computer & peripheral equip & software whsle . . . . .	664	9 061	34 913	54	26	13	7	5	2	1	—	—	—
421430	Computer & peripheral equip & software whsle . . . . .	664	9 061	34 913	54	26	13	7	5	2	1	—	—	—
42145	Medical, dental, hospital equip & supp whsle . . . . .	480	6 905	28 488	54	26	13	7	5	2	1	—	—	—
421450	Medical, dental, hospital equip & supp whsle . . . . .	480	6 905	28 488	20	8	3	5	1	2	1	—	—	—
4215	Metal & mineral (except petroleum) whsle . . . . .	125	1 264	5 193	13	9	1	2	—	1	—	—	—	—
42151	Metal service centers & offices whsle . . . . . (C)	(D)	(D)	(D)	12	9	1	1	—	1	—	—	—	—
4216	Electrical goods whsle . . . . .	461	5 919	26 119	66	34	16	10	5	1	—	—	—	—
42161	Elec equip, wiring supp, const material whsle . . . . .	155	1 956	7 851	25	15	5	2	3	—	—	—	—	—
421610	Elec equip, wiring supp, const material whsle . . . . .	155	1 956	7 851	25	15	5	2	3	—	—	—	—	—
42169	Other electronic parts & equipment whsle . . . . .	236	3 269	15 328	35	16	10	7	2	—	—	—	—	—
421690	Other electronic parts & equipment whsle . . . . .	236	3 269	15 328	35	16	10	7	2	—	—	—	—	—
4217	Hardware, plumb & heating equip & sup whsle . . . . .	374	3 986	16 206	39	19	8	7	4	1	—	—	—	—
42171	Hardware whsle . . . . .	150	1 564	6 209	21	14	3	2	2	—	—	—	—	—
421710	Hardware whsle . . . . .	150	1 564	6 209	21	14	3	2	2	—	—	—	—	—
42172	Plumbing & heating equipment & supplies whsle . . . . .	145	1 524	5 746	9	2	2	3	1	1	—	—	—	—
421720	Plumbing & heating equipment & supplies whsle . . . . .	145	1 524	5 746	9	2	2	3	1	1	—	—	—	—
4218	Machinery, equipment & supplies whsle . . . . .	2 364	30 776	115 895	126	58	23	15	21	5	3	1	—	—
42181	Const & mining (exc petroleum) equip whsle . . . . .	132	1 800	6 469	8	2	2	1	3	—	—	—	—	—
421810	Const & mining (exc petroleum) equip whsle . . . . .	132	1 800	6 469	8	2	2	1	3	—	—	—	—	—
42182	Farm & garden machinery & equipment whsle . . . . .	261	3 450	12 214	12	5	2	3	1	—	1	—	—	—
421820	Farm & garden machinery & equipment whsle . . . . .	261	3 450	12 214	12	5	2	3	1	—	1	—	—	—
42183	Industrial machinery & equipment whsle . . . . .	978	11 449	44 202	57	29	8	5	10	3	2	—	—	—
421830	Industrial machinery & equipment whsle . . . . .	978	11 449	44 202	57	29	8	5	10	3	2	—	—	—
42184	Industrial supplies whsle . . . . .	756	10 769	40 939	31	15	5	5	4	1	—	1	—	—
421840	Industrial supplies whsle . . . . .	756	10 769	40 939	31	15	5	5	4	1	—	1	—	—
42185	Service establishment equip & supplies whsle . . . . .	195	2 672	9 775	12	4	4	1	2	1	—	—	—	—
421850	Service establishment equip & supplies whsle . . . . .	195	2 672	9 775	12	4	4	1	2	1	—	—	—	—
4219	Miscellaneous durable goods whsle . . . . .	252	1 939	8 913	55	41	7	3	4	—	—	—	—	—
42199	Other miscellaneous durable goods whsle . . . . .	115	724	3 005	26	20	3	1	2	—	—	—	—	—
421990	Other miscellaneous durable goods whsle . . . . .	115	724	3 005	26	20	3	1	2	—	—	—	—	—
422	Wholesale trade, nondurable goods . . . . .	4 220	44 246	180 617	235	130	36	26	27	7	7	1	1	—
4221	Paper & paper product whsle . . . . .	326	3 546	13 698	27	13	6	4	3	—	1	—	—	—
42212	Stationery & office supplies whsle . . . . .	244	2 477	8 955	15	6	3	3	2	—	1	—	—	—
422120	Stationery & office supplies whsle . . . . .	244	2 477	8 955	15	6	3	3	2	—	1	—	—	—
4222	Drugs & druggists' sundries whsle . . . . .	358	3 005	11 741	11	6	—	—	3	1	1	—	—	—
42221	Drugs & druggists' sundries whsle . . . . .	358	3 005	11 741	11	6	—	—	3	1	1	—	—	—
422210	Drugs & druggists' sundries whsle . . . . .	358	3 005	11 741	11	6	—	—	3	1	1	—	—	—
4224	Grocery & related product whsle . . . . .	1 851	20 838	88 753	59	28	14	5	7	1	2	1	1	—
42241	General line grocery whsle . . . . . (F)	(D)	(D)	(D)	5	2	1	—	—	1	—	—	1	—
42247	Meat & meat product whsle . . . . .	194	2 024	7 968	9	6	2	—	—	—	1	—	—	—
422470	Meat & meat product whsle . . . . .	194	2 024	7 968	9	6	2	—	—	—	1	—	—	—
42249	Other grocery & related products whsle . . . . .	798	8 178	35 351	25	10	7	2	4	—	1	1	—	—
422490	Other grocery & related products whsle . . . . .	798	8 178	35 351	25	10	7	2	4	—	1	1	—	—
4225	Farm product raw material whsle . . . . .	166	1 514	6 671	11	5	1	2	2	1	—	—	—	—

See footnotes at end of table.



**Table 6. Counties—Employees, Payroll, and Establishments by Industry: 2001—Con.**

[Excludes most government employees, railroad employees, and self-employed persons. Size class 1 to 4 includes establishments with payroll, but no employees, during mid-March pay period. (D) denotes figures withheld to avoid disclosing data for individual companies; the data are included in broader industry totals. Detailed industries with 100 or more employees are shown if industry was not a (D). For explanation of terms, abbreviations, and data reliability/comparability, see introductory text]

NAICS code	Industry	Number of employees for week including March 12	Payroll (\$1,000)		Total number of establishments	Number of establishments by employment-size class																		
			First quarter	Annual		1 to 4	5 to 9	10 to 19	20 to 49	50 to 99	100 to 249	250 to 499	500 to 999	1,000 or more										
<b>DAKOTA—Con.</b>																								
<b>42</b>	<b>Wholesale trade—Con.</b>																							
422	Wholesale trade, nondurable goods—Con.																							
4226	Chemical & allied products whse . . . . .	599	7 641	27 018	41	25	3	8	2	1	2	—	—	—	—	—	—	—	—	—				
42261	Plastics materials & basic forms, shapes whse . . . . .	249	3 026	11 614	11	6	2	2	—	—	1	—	—	—	—	—	—	—	—	—				
422610	Plastics materials & basic forms, shapes whse . . . . .	249	3 026	11 614	11	6	2	2	—	—	1	—	—	—	—	—	—	—	—	—				
42269	Other chemical & allied products whse . . . . .	350	4 615	15 404	30	19	1	6	2	1	1	—	—	—	—	—	—	—	—	—				
422690	Other chemical & allied products whse . . . . .	350	4 615	15 404	30	19	1	6	2	1	1	—	—	—	—	—	—	—	—	—				
4227	Petroleum & petroleum products whse . . . . .	118	1 106	4 687	14	4	6	2	2	—	—	—	—	—	—	—	—	—	—	—				
4229	Miscellaneous nondurable goods whse . . . . .	710	5 827	24 418	59	39	5	5	6	3	1	—	—	—	—	—	—	—	—	—				
42291	Farm supplies whse . . . . .	260	1 951	8 529	18	9	3	2	3	—	1	—	—	—	—	—	—	—	—	—				
422910	Farm supplies whse . . . . .	260	1 951	8 529	18	9	3	2	3	—	1	—	—	—	—	—	—	—	—	—				
42292	Book, periodical & newspaper whse . . . . .	171	1 623	7 028	7	5	—	—	—	—	2	—	—	—	—	—	—	—	—	—				
422920	Book, periodical & newspaper whse . . . . .	171	1 623	7 028	7	5	—	—	—	—	2	—	—	—	—	—	—	—	—	—				
42299	Other miscellaneous nondurable goods whse . . . . .	186	1 328	4 843	24	19	—	2	2	1	—	—	—	—	—	—	—	—	—	—				
422990	Other miscellaneous nondurable goods whse . . . . .	186	1 328	4 843	24	19	—	2	2	1	—	—	—	—	—	—	—	—	—	—				
<b>44-45</b>	<b>Retail trade . . . . .</b>	<b>23 799</b>	<b>122 444</b>	<b>549 047</b>	<b>1 220</b>	<b>447</b>	<b>283</b>	<b>243</b>	<b>144</b>	<b>50</b>	<b>43</b>	<b>9</b>	<b>1</b>	—	—	—	—	—	—	—				
441	Motor vehicle & parts dealers . . . . .	3 236	26 410	149 457	129	46	27	14	19	15	8	—	—	—	—	—	—	—	—	—				
4411	Automobile dealers . . . . .	2 129	19 189	117 283	50	20	2	2	7	12	7	—	—	—	—	—	—	—	—	—				
44111	New car dealers . . . . .	2 087	18 840	115 113	33	5	1	1	7	12	7	—	—	—	—	—	—	—	—	—				
441110	New car dealers . . . . .	2 087	18 840	115 113	33	5	1	1	7	12	7	—	—	—	—	—	—	—	—	—				
4412	Other motor vehicle dealers . . . . .	220	1 560	7 263	17	9	2	1	4	1	—	—	—	—	—	—	—	—	—	—				
44122	Motorcycle & boat & other MV dealers . . . . .	(C)	(D)	(D)	16	9	1	1	4	1	—	—	—	—	—	—	—	—	—	—				
441221	Motorcycle dealers . . . . .	123	988	4 882	9	5	1	—	2	1	—	—	—	—	—	—	—	—	—	—				
4413	Automotive parts, accessories & tire stores . . . . .	887	5 661	24 911	62	17	23	11	8	2	1	—	—	—	—	—	—	—	—	—				
44131	Automotive parts, accessories & tire stores . . . . .	640	4 044	17 415	38	11	15	5	4	2	1	—	—	—	—	—	—	—	—	—				
441310	Automotive parts, accessories & tire stores . . . . .	640	4 044	17 415	38	11	15	5	4	2	1	—	—	—	—	—	—	—	—	—				
44132	Tire dealers . . . . .	247	1 617	7 496	24	6	8	6	4	—	—	—	—	—	—	—	—	—	—	—				
441320	Tire dealers . . . . .	247	1 617	7 496	24	6	8	6	4	—	—	—	—	—	—	—	—	—	—	—				
442	Furniture & home furnishing stores . . . . .	1 087	6 776	28 276	85	37	13	20	12	2	1	—	—	—	—	—	—	—	—	—				
4421	Furniture stores . . . . .	440	2 962	11 056	35	14	5	8	7	1	—	—	—	—	—	—	—	—	—	—				
44211	Furniture stores . . . . .	440	2 962	11 056	35	14	5	8	7	1	—	—	—	—	—	—	—	—	—	—				
442110	Furniture stores . . . . .	440	2 962	11 056	35	14	5	8	7	1	—	—	—	—	—	—	—	—	—	—				
4422	Home furnishings stores . . . . .	647	3 814	17 220	50	23	8	12	5	1	1	—	—	—	—	—	—	—	—	—				
44221	Floor covering stores . . . . .	318	2 850	12 789	26	13	5	3	4	1	—	—	—	—	—	—	—	—	—	—				
442210	Floor covering stores . . . . .	318	2 850	12 789	26	13	5	3	4	1	—	—	—	—	—	—	—	—	—	—				
44229	Other home furnishings stores . . . . .	329	964	4 431	24	10	3	9	1	—	1	—	—	—	—	—	—	—	—	—				
442299	All other home furnishings stores . . . . .	301	777	3 594	19	7	3	7	1	—	1	—	—	—	—	—	—	—	—	—				
443	Electronics & appliance stores . . . . .	969	6 221	24 131	69	31	15	11	7	2	3	—	—	—	—	—	—	—	—	—				
4431	Electronics & appliance stores . . . . .	969	6 221	24 131	69	31	15	11	7	2	3	—	—	—	—	—	—	—	—	—				
44311	Appliance, TV & all other electronics stores . . . . .	(F)	(D)	(D)	43	22	8	6	3	1	3	—	—	—	—	—	—	—	—	—				
443112	Radio, television & other electronics stores . . . . .	546	2 738	10 676	21	8	5	3	1	1	3	—	—	—	—	—	—	—	—	—				
44312	Computer & software stores . . . . .	151	2 403	8 756	19	9	5	4	—	1	—	—	—	—	—	—	—	—	—	—				
443120	Computer & software stores . . . . .	151	2 403	8 756	19	9	5	4	—	1	—	—	—	—	—	—	—	—	—	—				
44313	Camera & photographic supplies stores . . . . .	(C)	(D)	(D)	7	—	2	4	—	—	—	—	—	—	—	—	—	—	—	—				
444	Bldg material & garden equip & supp dealers . . . . .	2 456	16 425	71 043	112	33	22	26	20	6	5	—	—	—	—	—	—	—	—	—				
4441	Building material & supplies dealers . . . . .	2 095	14 653	62 422	84	22	15	21	17	4	5	—	—	—	—	—	—	—	—	—				
44411	Home centers . . . . .	1 018	5 781	22 011	9	1	—	—	2	1	5	—	—	—	—	—	—	—	—	—				
444110	Home centers . . . . .	1 018	5 781	22 011	9	1	—	—	2	1	5	—	—	—	—	—	—	—	—	—				
44413	Hardware stores . . . . .	228	846	3 743	16	1	4	7	4	—	—	—	—	—	—	—	—	—	—	—				
444130	Hardware stores . . . . .	228	846	3 743	16	1	4	7	4	—	—	—	—	—	—	—	—	—	—	—				
44419	Other building material dealers . . . . .	751	7 436	34 142	46	17	4	12	10	3	—	—	—	—	—	—	—	—	—	—				
444190	Other building material dealers . . . . .	751	7 436	34 142	46	17	4	12	10	3	—	—	—	—	—	—	—	—	—	—				
4442	Lawn & garden equip & supplies stores . . . . .	361	1 772	8 621	28	11	7	5	3	2	—	—	—	—	—	—	—	—	—	—				
44422	Nursery & garden centers . . . . .	351	1 740	8 442	24	8	6	5	3	2	—	—	—	—	—	—	—	—	—	—				
444220	Nursery & garden centers . . . . .	351	1 740	8 442	24	8	6	5	3	2	—	—	—	—	—	—	—	—	—	—				
445	Food & beverage stores . . . . .	3 535	14 834	60 404	133	62	25	19	8	6	10	3	—	—	—	—	—	—	—	—				
4451	Grocery stores . . . . .	2 923	12 708	50 997	47	17	2	6	4	5	10	3	—	—	—	—	—	—	—	—				
44511	Grocery (except convenience) stores . . . . .	2 831	12 460	49 947	36	11	1	3	3	5	10	3	—	—	—	—	—	—	—	—				
445110	Grocery (except convenience) stores . . . . .	2 831	12 460	49 947	36	11	1	3	3	5	10	3	—	—	—	—	—	—	—	—				
4452	Specialty food stores . . . . .	240	929	4 247	31	21	4	4	1	1	—	—	—	—	—	—	—	—	—	—				
44521	Meat markets . . . . .	170	742	3 220	9	2	2	3	1	1	—	—	—	—	—	—	—	—	—	—				
445210	Meat markets . . . . .	170	742	3 220	9	2	2	3	1	1	—	—	—	—	—	—	—	—	—	—				
4453	Beer, wine & liquor stores . . . . .	372	1 197	5 160	55	24	19	9	3	—	—	—	—	—	—	—	—	—	—	—				
44531	Beer, wine & liquor stores . . . . .	372	1 197	5 160	55	24	19	9	3	—	—	—	—	—	—	—	—	—	—	—				
445310	Beer, wine & liquor stores . . . . .	372	1 197	5 160	55	24	19	9	3	—	—	—	—	—	—	—	—	—	—	—				
446	Health & personal care stores . . . . .	1 515	7 293	29 959	80	28	13	12	17	9	1	—	—											

**Table 6. Counties—Employees, Payroll, and Establishments by Industry: 2001—Con.**

[Excludes most government employees, railroad employees, and self-employed persons. Size class 1 to 4 includes establishments with payroll, but no employees, during mid-March pay period. (D) denotes figures withheld to avoid disclosing data for individual companies; the data are included in broader industry totals. Detailed industries with 100 or more employees are shown if industry was not a (D). For explanation of terms, abbreviations, and data reliability/comparability, see introductory text]

NAICS code	Industry	Number of employees for week including March 12	Payroll (\$1,000)		Total number of establishments	Number of establishments by employment-size class								
			First quarter	Annual		1 to 4	5 to 9	10 to 19	20 to 49	50 to 99	100 to 249	250 to 499	500 to 999	1,000 or more
<b>DAKOTA—Con.</b>														
<b>44-45 Retail trade—Con.</b>														
448	Clothing & clothing accessories stores . . . . .	1 358	4 437	18 256	145	52	47	32	12	1	1	—	—	—
4481	Clothing stores . . . . .	1 026	2 822	11 776	82	22	23	23	12	1	1	—	—	—
44812	Women's clothing stores . . . . .	261	682	2 728	28	6	8	12	2	—	—	—	—	—
44813	Children's & infants' clothing stores . . . . .	114	458	1 575	8	1	1	3	3	—	—	—	—	—
44814	Family clothing stores . . . . .	446	1 058	4 824	17	4	2	4	5	1	1	—	—	—
44819	Other clothing stores . . . . .	109	270	1 254	16	7	6	2	1	—	—	—	—	—
4482	Shoe stores . . . . .	145	516	2 133	29	15	12	2	—	—	—	—	—	—
44821	Shoe stores . . . . .	145	516	2 133	29	15	12	2	—	—	—	—	—	—
448210	Shoe stores . . . . .	145	516	2 133	29	15	12	2	—	—	—	—	—	—
4483	Jewelry, luggage & leather goods stores . . . . .	187	1 099	4 347	34	15	12	7	—	—	—	—	—	—
44831	Jewelry stores . . . . .	172	1 065	4 218	31	13	12	6	—	—	—	—	—	—
448310	Jewelry stores . . . . .	172	1 065	4 218	31	13	12	6	—	—	—	—	—	—
451	Sporting goods, hobby, book & music stores . . . . .	993	2 882	11 997	82	29	22	17	10	4	—	—	—	—
4511	Sporting goods, hobby, musical instrument stores . . . . .	782	2 424	10 362	67	24	20	13	7	3	—	—	—	—
45111	Sporting goods stores . . . . .	316	1 197	5 202	36	17	9	6	3	1	—	—	—	—
451110	Sporting goods stores . . . . .	316	1 197	5 202	36	17	9	6	3	1	—	—	—	—
45112	Hobby, toy & game stores . . . . .	271	708	2 988	18	5	6	3	3	1	—	—	—	—
451120	Hobby, toy & game stores . . . . .	271	708	2 988	18	5	6	3	3	1	—	—	—	—
45113	Sewing, needlework & piece goods stores . . . . .	168	424	1 818	10	1	4	3	1	1	—	—	—	—
451130	Sewing, needlework & piece goods stores . . . . .	168	424	1 818	10	1	4	3	1	1	—	—	—	—
4512	Book, periodical & music stores . . . . .	211	458	1 635	15	5	2	4	3	1	—	—	—	—
45121	Book stores & news dealers . . . . .	169	373	1 361	10	3	2	1	3	1	—	—	—	—
451211	Book stores . . . . .	169	373	1 361	10	3	2	1	3	1	—	—	—	—
452	General merchandise stores . . . . .	4 506	16 745	73 141	35	5	3	4	2	2	13	6	—	—
4521	Department stores . . . . .	3 934	14 177	60 387	18	—	—	—	—	1	11	6	—	—
45211	Department stores . . . . .	3 934	14 177	60 387	18	—	—	—	—	1	11	6	—	—
452110	Department stores . . . . .	3 934	14 177	60 387	18	—	—	—	—	1	11	6	—	—
4529	Other general merchandise stores . . . . .	572	2 568	12 754	17	5	3	4	2	1	2	—	—	—
45291	Warehouse clubs & superstores . . . . .	(E)	(D)	(D)	4	2	—	—	—	—	2	—	—	—
45299	All other general merchandise stores . . . . .	(C)	(D)	(D)	13	3	3	4	2	1	—	—	—	—
453	Miscellaneous store retailers . . . . .	1 224	3 588	14 795	143	63	37	25	17	1	—	—	—	—
4531	Florists . . . . .	175	494	1 823	30	15	8	7	—	—	—	—	—	—
45311	Florists . . . . .	175	494	1 823	30	15	8	7	—	—	—	—	—	—
453110	Florists . . . . .	175	494	1 823	30	15	8	7	—	—	—	—	—	—
4532	Office supplies, stationery & gift stores . . . . .	558	1 667	6 602	48	12	18	8	9	1	—	—	—	—
45321	Office supplies & stationery stores . . . . .	196	922	3 510	10	2	2	—	6	—	—	—	—	—
453210	Office supplies & stationery stores . . . . .	196	922	3 510	10	2	2	—	6	—	—	—	—	—
45322	Gift, novelty & souvenir stores . . . . .	362	745	3 092	38	10	16	8	3	1	—	—	—	—
453220	Gift, novelty & souvenir stores . . . . .	362	745	3 092	38	10	16	8	3	1	—	—	—	—
4533	Used merchandise stores . . . . .	130	383	1 702	17	9	4	2	2	—	—	—	—	—
45331	Used merchandise stores . . . . .	130	383	1 702	17	9	4	2	2	—	—	—	—	—
453310	Used merchandise stores . . . . .	130	383	1 702	17	9	4	2	2	—	—	—	—	—
4539	Other miscellaneous store retailers . . . . .	361	1 044	4 668	48	27	7	8	6	—	—	—	—	—
45391	Pet & pet supplies stores . . . . .	242	608	2 719	17	4	4	4	5	—	—	—	—	—
453910	Pet & pet supplies stores . . . . .	242	608	2 719	17	4	4	4	5	—	—	—	—	—
45399	All other miscellaneous store retailers . . . . .	100	321	1 478	23	16	2	4	1	—	—	—	—	—
454	Nonstore retailers . . . . .	1 334	10 002	38 575	62	35	16	2	6	1	1	—	1	—
4541	Electronic shopping & mail-order houses . . . . .	746	5 213	19 907	13	6	4	—	2	—	—	—	1	—
45411	Electronic shopping & mail-order houses . . . . .	746	5 213	19 907	13	6	4	—	2	—	—	—	1	—
454110	Electronic shopping & mail-order houses . . . . .	746	5 213	19 907	13	6	4	—	2	—	—	—	1	—
4542	Vending machine operators . . . . .	118	756	3 117	17	10	5	—	2	—	—	—	—	—
45421	Vending machine operators . . . . .	118	756	3 117	17	10	5	—	2	—	—	—	—	—
454210	Vending machine operators . . . . .	118	756	3 117	17	10	5	—	2	—	—	—	—	—
4543	Direct selling establishments . . . . .	470	4 033	15 551	32	19	7	2	2	1	1	—	—	—
45439	Other direct selling establishments . . . . .	453	3 890	15 161	27	16	5	2	2	1	1	—	—	—
454390	Other direct selling establishments . . . . .	453	3 890	15 161	27	16	5	2	2	1	1	—	—	—
<b>48-49 Transportation &amp; warehousing . . . . .</b>														
481	Air transportation . . . . .	(J)	(D)	(D)	5	3	—	—	1	—	—	—	—	1
4812	Nonscheduled air transportation . . . . .	(J)	(D)	(D)	3	2	—	—	—	—	—	—	—	1
48121	Nonscheduled air transportation . . . . .	(J)	(D)	(D)	3	2	—	—	—	—	—	—	—	1
484	Truck transportation . . . . .	3 782	35 203	146 653	142	80	17	11	19	6	5	4	—	—
4841	General freight trucking . . . . .	2 843	27 464	109 538	79	43	6	8	10	4	5	3	—	—
48411	General freight trucking, local . . . . .	355	3 030	12 067	34	22	1	6	4	1	—	—	—	—
484110	General freight trucking, local . . . . .	355	3 030	12 067	34	22	1	6	4	1	—	—	—	—
48412	General freight trucking, long-distance . . . . .	2 488	24 434	97 471	45	21	5	2	6	3	5	3	—	—
484121	General freight trucking, long-distance, TL . . . . .	1 719	16 124	65 710	37	18	4	2	5	2	4	2	—	—
484122	General freight trucking, long-distance, LTL . . . . .	769	8 310	31 761	8	3	1	—	1	1	1	1	—	—
4842	Specialized freight trucking . . . . .	939	7 739	37 115	63	37	11	3	9	2	—	1	—	—
48421	Used household & office goods moving . . . . .	218	1 734	8 015	14	8	1	—	4	1	—	—	—	—
484210	Used household & office goods moving . . . . .	218	1 734	8 015	14	8	1	—	4	1	—	—	—	—
48422	Specialized freight (exc used) trucking, local . . . . .	173	1 097	6 197	32	22	6	1	3	—	—	—	—	—
484220	Specialized freight (exc used) trucking, local . . . . .	173	1 097	6 197	32	22	6	1	3	—	—	—	—	—
48423	Specialized freight (exc used) trucking, LDist . . . . .	548	4 908	22 903	17	7	4	2	2	1	—	1	—	—
484230	Specialized freight (exc used) trucking, LDist . . . . .	548	4 908	22 903	17	7	4	2	2	1	—	1	—	—

See footnotes at end of table.

**Table 6. Counties—Employees, Payroll, and Establishments by Industry: 2001—Con.**

[Excludes most government employees, railroad employees, and self-employed persons. Size class 1 to 4 includes establishments with payroll, but no employees, during mid-March pay period. (D) denotes figures withheld to avoid disclosing data for individual companies; the data are included in broader industry totals. Detailed industries with 100 or more employees are shown if industry was not a (D). For explanation of terms, abbreviations, and data reliability/comparability, see introductory text]

NAICS code	Industry	Number of employees for week including March 12	Payroll (\$1,000)		Total number of establishments	Number of establishments by employment-size class								
			First quarter	Annual		1 to 4	5 to 9	10 to 19	20 to 49	50 to 99	100 to 249	250 to 499	500 to 999	1,000 or more
<b>DAKOTA—Con.</b>														
<b>48-49 Transportation &amp; warehousing—Con.</b>														
485	Transit & ground passenger transportation .....	(F)	(D)	(D)	21	7	1	1	5	4	3	-	-	-
4854	School & employee bus transportation .....	(F)	(D)	(D)	7	1	-	-	-	3	3	-	-	-
48541	School & employee bus transportation .....	(F)	(D)	(D)	7	1	-	-	-	3	3	-	-	-
4859	Oth transit & ground passenger transportation ..	(C)	(D)	(D)	8	2	1	1	4	-	-	-	-	-
48599	Oth transit & ground passenger transportation ..	(C)	(D)	(D)	8	2	1	1	4	-	-	-	-	-
485991	Special needs transportation .....	123	610	2 657	5	-	1	1	3	-	-	-	-	-
488	Transportation support activities .....	(F)	(D)	(D)	82	35	22	13	7	5	-	-	-	-
4884	Road transportation support activities .....	(C)	(D)	(D)	9	5	1	1	1	1	-	-	-	-
48841	Motor vehicle towing .....	(C)	(D)	(D)	6	2	1	1	1	1	-	-	-	-
4885	Freight transportation arrangement .....	(F)	(D)	(D)	58	20	17	12	6	3	-	-	-	-
48851	Freight transportation arrangement .....	(F)	(D)	(D)	58	20	17	12	6	3	-	-	-	-
492	Couriers & messengers .....	(C)	(D)	(D)	18	14	3	-	-	1	-	-	-	-
<b>51</b>	<b>Information .....</b>	<b>9 322</b>	<b>160 579</b>	<b>562 229</b>	<b>154</b>	<b>83</b>	<b>20</b>	<b>22</b>	<b>16</b>	<b>6</b>	<b>5</b>	<b>1</b>	<b>-</b>	<b>1</b>
511	Publishing industries .....	(I)	(D)	(D)	41	23	5	5	5	1	1	-	-	1
5111	Newspaper, periodical, book, database publishers .....	(I)	(D)	(D)	25	14	2	2	4	1	1	-	-	1
51113	Book publishers .....	(I)	(D)	(D)	10	6	-	1	1	-	1	-	-	1
5112	Software publishers .....	108	1 629	7 363	16	9	3	3	1	-	-	-	-	-
51121	Software publishers .....	108	1 629	7 363	16	9	3	3	1	-	-	-	-	-
511210	Software publishers .....	108	1 629	7 363	16	9	3	3	1	-	-	-	-	-
512	Motion picture & sound recording industries .....	(E)	(D)	(D)	25	15	-	3	4	2	1	-	-	-
5121	Motion picture & video industries .....	(E)	(D)	(D)	22	12	-	3	4	2	1	-	-	-
51213	Motion picture & video exhibition .....	(E)	(D)	(D)	9	-	-	3	3	2	1	-	-	-
513	Broadcasting & telecommunications .....	(F)	(D)	(D)	51	27	10	8	3	1	1	-	-	-
5133	Telecommunications .....	(F)	(D)	(D)	40	22	9	4	2	1	1	1	-	-
51331	Wired telecommunications carriers .....	(F)	(D)	(D)	21	11	3	2	2	1	1	1	-	-
514	Information & data processing services .....	738	9 902	38 057	37	18	5	6	4	2	2	-	-	-
5141	Information services .....	160	1 843	5 067	15	8	3	2	2	-	-	-	-	-
51419	Other information services .....	(C)	(D)	(D)	13	7	3	1	2	-	-	-	-	-
5142	Data processing services .....	578	8 059	32 990	22	10	2	4	2	2	2	-	-	-
51421	Data processing services .....	578	8 059	32 990	22	10	2	4	2	2	2	-	-	-
514210	Data processing services .....	578	8 059	32 990	22	10	2	4	2	2	2	-	-	-
<b>52</b>	<b>Finance &amp; insurance .....</b>	<b>7 375</b>	<b>88 924</b>	<b>333 771</b>	<b>520</b>	<b>357</b>	<b>73</b>	<b>42</b>	<b>33</b>	<b>7</b>	<b>5</b>	<b>2</b>	<b>-</b>	<b>1</b>
522	Credit intermediation & related activities .....	2 179	20 010	88 114	179	73	45	31	25	2	3	-	-	-
5221	Depository credit intermediation .....	1 787	15 411	61 299	91	15	25	24	22	2	3	-	-	-
52211	Commercial banking .....	1 678	14 616	57 745	76	9	19	22	21	2	3	-	-	-
522110	Commercial banking .....	1 678	14 616	57 745	76	9	19	22	21	2	3	-	-	-
5222	Nondepository credit intermediation .....	270	3 696	19 526	53	32	13	6	2	-	-	-	-	-
52229	Other nondepository credit intermediation .....	253	3 535	19 144	46	27	11	6	2	-	-	-	-	-
522292	Real estate credit .....	209	3 089	17 263	37	23	7	5	2	-	-	-	-	-
5223	Activities related to credit intermediation .....	122	903	7 289	35	26	7	1	1	-	-	-	-	-
523	Security, commodity contracts & like activity .....	(E)	(D)	(D)	80	70	5	1	3	1	-	-	-	-
5231	Scrtcy & comdty contracts intermed & brokerage ..	234	2 942	11 489	45	39	2	1	2	1	-	-	-	-
52312	Securities brokerage .....	126	1 471	6 173	38	35	2	-	1	-	-	-	-	-
523120	Securities brokerage .....	126	1 471	6 173	38	35	2	-	1	-	-	-	-	-
524	Insurance carriers & related activities .....	4 859	65 119	229 729	256	212	21	10	4	4	2	2	-	1
5241	Insurance carriers .....	4 166	58 630	201 312	43	28	2	3	3	2	2	2	-	1
52411	Direct life, health, medical insurance carriers ..	(H)	(D)	(D)	20	13	1	1	1	1	1	1	-	1
524113	Direct life insurance carriers .....	186	1 847	6 985	12	9	-	1	-	1	1	-	-	-
52412	Other direct insurance carriers .....	(F)	(D)	(D)	23	15	1	2	2	1	1	1	-	-
524127	Direct title insurance carriers .....	182	1 086	7 324	5	2	-	1	1	-	1	-	-	-
5242	Agencies & other insurance related activities ...	693	6 489	28 417	213	184	19	7	1	2	-	-	-	-
52421	Insurance agencies & brokerages .....	547	4 350	20 463	198	173	18	5	1	1	-	-	-	-
524210	Insurance agencies & brokerages .....	547	4 350	20 463	198	173	18	5	1	1	-	-	-	-
52429	Other insurance related activities .....	146	2 139	7 954	15	11	1	2	-	1	-	-	-	-
524292	Insurance & pension funds, third party admin .....	143	2 117	7 591	8	4	1	2	-	1	-	-	-	-
<b>53</b>	<b>Real estate &amp; rental &amp; leasing .....</b>	<b>1 862</b>	<b>11 559</b>	<b>55 101</b>	<b>402</b>	<b>280</b>	<b>64</b>	<b>42</b>	<b>14</b>	<b>2</b>	<b>-</b>	<b>-</b>	<b>-</b>	<b>-</b>
531	Real estate .....	(G)	(D)	(D)	330	255	46	20	8	1	-	-	-	-
5311	Lessors of real estate .....	(E)	(D)	(D)	108	78	16	10	4	-	-	-	-	-
53111	Lessors of residential buildings & dwellings ...	290	1 375	5 713	70	49	12	8	1	-	-	-	-	-
531110	Lessors of residential buildings & dwellings ...	290	1 375	5 713	70	49	12	8	1	-	-	-	-	-
5312	Offices of real estate agents & brokers .....	312	1 897	11 829	147	124	17	6	-	-	-	-	-	-
53121	Offices of real estate agents & brokers .....	312	1 897	11 829	147	124	17	6	-	-	-	-	-	-
531210	Offices of real estate agents & brokers .....	312	1 897	11 829	147	124	17	6	-	-	-	-	-	-
5313	Activities related to real estate .....	409	2 628	12 771	75	53	13	4	4	1	-	-	-	-
53131	Real estate property managers .....	342	2 130	9 835	39	21	9	4	4	1	-	-	-	-
531311	Residential property managers .....	321	1 963	8 845	34	18	8	3	4	1	-	-	-	-
532	Rental & leasing services .....	(F)	(D)	(D)	68	22	18	21	6	1	-	-	-	-
5322	Consumer goods rental .....	390	933	4 153	32	5	8	15	3	1	-	-	-	-
53223	Video tape & disc rental .....	268	530	2 235	24	4	5	12	3	-	-	-	-	-
532230	Video tape & disc rental .....	268	530	2 235	24	4	5	12	3	-	-	-	-	-
5324	Commercial, industrial equip rental & leasing ...	167	2 476	10 715	16	9	3	1	3	-	-	-	-	-

See footnotes at end of table.

**Table 6. Counties—Employees, Payroll, and Establishments by Industry: 2001—Con.**

[Excludes most government employees, railroad employees, and self-employed persons. Size class 1 to 4 includes establishments with payroll, but no employees, during mid-March pay period. (D) denotes figures withheld to avoid disclosing data for individual companies; the data are included in broader industry totals. Detailed industries with 100 or more employees are shown if industry was not a (D). For explanation of terms, abbreviations, and data reliability/comparability, see introductory text]

NAICS code	Industry	Number of employees for week including March 12	Payroll (\$1,000)		Total number of establishments	Number of establishments by employment-size class									
			First quarter	Annual		1 to 4	5 to 9	10 to 19	20 to 49	50 to 99	100 to 249	250 to 499	500 to 999	1,000 or more	
<b>DAKOTA—Con.</b>															
<b>54</b>	<b>Professional, scientific &amp; technical services</b>	<b>6 584</b>	<b>70 260</b>	<b>283 961</b>	<b>1 241</b>	<b>955</b>	<b>139</b>	<b>82</b>	<b>46</b>	<b>10</b>	<b>8</b>	<b>1</b>	—	—	
541	Professional, scientific & technical services	6 584	70 260	283 961	1 241	955	139	82	46	10	8	1	—	—	
5411	Legal services	598	5 890	27 794	131	95	19	10	7	—	—	—	—	—	
54111	Offices of lawyers	458	4 551	20 944	108	82	14	6	6	—	—	—	—	—	
541110	Offices of lawyers	458	4 551	20 944	108	82	14	6	6	—	—	—	—	—	
54119	Other legal services	140	1 339	6 850	23	13	5	4	1	—	—	—	—	—	
541191	Title abstract & settlement offices	130	1 291	6 719	20	11	4	4	1	—	—	—	—	—	
5412	Accounting, tax prep, bookkeep, payroll services	954	6 872	27 229	114	79	21	10	—	—	4	—	—	—	
54121	Accounting, tax prep, bookkeep, payroll services	954	6 872	27 229	114	79	21	10	—	—	4	—	—	—	
541211	Offices of certified public accountants	249	1 835	7 421	56	32	17	7	—	—	—	—	—	—	
541213	Tax preparation services	176	638	1 749	13	10	1	1	—	—	1	—	—	—	
541214	Payroll services	426	3 784	15 375	4	1	—	—	—	—	3	—	—	—	
541219	Other accounting services	103	615	2 684	41	36	3	2	—	—	—	—	—	—	
5413	Architectural, engineering & related services	750	8 391	36 500	187	148	22	10	6	—	1	—	—	—	
54133	Engineering services	371	4 567	19 650	143	126	8	6	3	—	—	—	—	—	
541330	Engineering services	371	4 567	19 650	143	126	8	6	3	—	—	—	—	—	
54137	Surveying, mapping (exc geophysical) services	198	2 218	10 243	6	1	2	1	1	—	1	—	—	—	
541370	Surveying, mapping (exc geophysical) services	198	2 218	10 243	6	1	2	1	1	—	1	—	—	—	
5414	Specialized design services	164	1 193	3 797	39	30	3	3	3	—	—	—	—	—	
5415	Computer systems design & related services	1 742	25 920	101 348	375	301	36	19	14	4	1	—	—	—	
54151	Computer systems design & related services	1 742	25 920	101 348	375	301	36	19	14	4	1	—	—	—	
541511	Custom computer programming services	607	8 482	35 430	145	117	14	7	6	1	—	—	—	—	
541512	Computer systems design services	746	12 012	46 036	143	112	14	7	7	3	—	—	—	—	
5416	Management, sci & tech consulting services	853	9 736	42 087	223	197	9	8	5	3	1	—	—	—	
54161	Management consulting services	647	7 285	31 731	174	153	8	5	5	3	—	—	—	—	
541611	Admin & gen management consulting services	200	2 085	9 146	78	70	3	2	3	—	—	—	—	—	
541612	Human res & exec search consulting services	104	1 579	6 463	34	29	2	2	1	—	—	—	—	—	
541613	Marketing consulting services	125	1 069	4 463	37	33	3	—	—	1	—	—	—	—	
541614	Process, phys dist & log consulting services	206	2 398	10 904	14	10	—	1	1	2	—	—	—	—	
54169	Oth scientific & technical consulting services	182	2 185	9 009	37	34	1	1	—	—	1	—	—	—	
541690	Oth scientific & technical consulting services	182	2 185	9 009	37	34	1	1	—	—	1	—	—	—	
5418	Advertising & related services	527	4 814	19 111	57	40	8	2	4	2	1	—	—	—	
54186	Direct mail advertising	182	1 366	6 335	8	4	2	—	1	—	1	—	—	—	
541860	Direct mail advertising	182	1 366	6 335	8	4	2	—	1	—	1	—	—	—	
54189	Other services related to advertising	202	2 117	7 875	16	8	4	1	1	2	—	—	—	—	
541890	Other services related to advertising	202	2 117	7 875	16	8	4	1	1	2	—	—	—	—	
5419	Oth professional, scientific, technical services	919	6 364	21 551	104	56	20	7	—	—	1	—	—	—	
54192	Photographic services	366	3 489	8 381	36	25	8	2	—	—	1	—	—	—	
54194	Veterinary services	428	2 102	9 368	40	10	10	14	6	—	—	—	—	—	
541940	Veterinary services	428	2 102	9 368	40	10	10	14	6	—	—	—	—	—	
<b>55</b>	<b>Management of companies &amp; enterprises</b>	<b>3 791</b>	<b>64 128</b>	<b>234 536</b>	<b>99</b>	<b>44</b>	<b>15</b>	<b>10</b>	<b>13</b>	<b>8</b>	<b>6</b>	<b>2</b>	<b>1</b>	—	
551	Management of companies & enterprises	3 791	64 128	234 536	99	44	15	10	13	8	6	2	1	—	
5511	Management of companies & enterprises	3 791	64 128	234 536	99	44	15	10	13	8	6	2	1	—	
55111	Management of companies & enterprises	3 791	64 128	234 536	99	44	15	10	13	8	6	2	1	—	
551114	Corp, subsidiary & regional managing offices	3 633	60 699	222 063	88	39	13	9	11	7	6	2	1	—	
<b>56</b>	<b>Admin, support, waste mgt, remediation services</b>	<b>8 884</b>	<b>50 282</b>	<b>213 954</b>	<b>549</b>	<b>331</b>	<b>91</b>	<b>50</b>	<b>42</b>	<b>20</b>	<b>12</b>	<b>2</b>	—	<b>1</b>	
561	Administrative & support services	8 393	45 776	192 450	520	320	84	43	41	18	11	2	—	1	
5611	Office administrative services	302	2 544	10 782	41	29	6	1	3	2	—	—	—	—	
56111	Office administrative services	302	2 544	10 782	41	29	6	1	3	2	—	—	—	—	
561110	Office administrative services	302	2 544	10 782	41	29	6	1	3	2	—	—	—	—	
5613	Employment services	2 350	12 915	50 619	47	13	4	4	10	9	6	1	—	—	
56132	Temporary help services	2 133	11 276	43 861	30	7	2	—	5	9	6	1	—	—	
561320	Temporary help services	2 133	11 276	43 861	30	7	2	—	5	9	6	1	—	—	
56133	Employee leasing services	160	1 117	5 416	9	3	—	2	4	—	—	—	—	—	
561330	Employee leasing services	160	1 117	5 416	9	3	—	2	4	—	—	—	—	—	
5614	Business support services	3 047	13 011	51 853	71	39	12	7	7	2	2	1	—	1	
56142	Telephone call centers	2 242	7 012	27 828	13	5	2	1	2	1	1	—	—	1	
561421	Telephone answering services	151	770	3 574	6	3	2	—	—	—	1	—	—	—	
561422	Telemarketing bureaus	2 091	6 242	24 254	7	2	—	1	2	1	—	—	—	1	
56143	Business service centers	143	893	4 027	18	7	5	4	2	—	—	—	—	—	
561439	Oth business service centers (incl copy shops)	110	747	3 456	12	4	3	3	2	—	—	—	—	—	
56144	Collection agencies	535	4 315	16 374	11	6	—	1	1	1	1	1	—	—	
561440	Collection agencies	535	4 315	16 374	11	6	—	1	1	1	1	1	—	—	
5615	Travel arrangement & reservation services	858	5 996	23 519	52	28	14	4	3	—	3	—	—	—	
56151	Travel agencies	455	3 216	11 644	41	24	12	2	2	—	1	—	—	—	
561510	Travel agencies	455	3 216	11 644	41	24	12	2	2	—	1	—	—	—	
56159	Oth travel arrangement & reservation services	378	2 620	10 705	7	2	1	1	1	—	2	—	—	—	
5616	Investigation & security services	241	2 556	10 389	23	12	4	3	3	1	—	—	—	—	
56161	Investigation, guard & armored car services	102	942	3 723	12	5	2	3	2	—	—	—	—	—	
56162	Security systems services	139	1 614	6 666	11	7	2	—	1	1	—	—	—	—	
561621	Security systems services (except locksmiths)	127	1 555	6 364	8	5	1	—	1	1	—	—	—	—	

See footnotes at end of table.

**Table 6. Counties—Employees, Payroll, and Establishments by Industry: 2001—Con.**

[Excludes most government employees, railroad employees, and self-employed persons. Size class 1 to 4 includes establishments with payroll, but no employees, during mid-March pay period. (D) denotes figures withheld to avoid disclosing data for individual companies; the data are included in broader industry totals. Detailed industries with 100 or more employees are shown if industry was not a (D). For explanation of terms, abbreviations, and data reliability/comparability, see introductory text]

NAICS code	Industry	Number of employees for week including March 12	Payroll (\$1,000)		Total number of establishments	Number of establishments by employment-size class																		
			First quarter	Annual		1 to 4	5 to 9	10 to 19	20 to 49	50 to 99	100 to 249	250 to 499	500 to 999	1,000 or more										
<b>DAKOTA—Con.</b>																								
<b>56</b>	<b>Admin, support, waste mgt, remediation services—Con.</b>																							
561	Administrative & support services—Con.																							
5617	Services to buildings & dwellings	1 228	5 461	31 538	235	166	36	20	10	3	—	—	—	—	—	—	—	—	—	—				
56172	Janitorial services	539	1 775	8 151	81	51	15	8	6	1	—	—	—	—	—	—	—	—	—	—				
561720	Janitorial services	539	1 775	8 151	81	51	15	8	6	1	—	—	—	—	—	—	—	—	—	—				
56173	Landscaping services	616	3 157	20 597	130	97	17	10	4	2	—	—	—	—	—	—	—	—	—	—				
561730	Landscaping services	616	3 157	20 597	130	97	17	10	4	2	—	—	—	—	—	—	—	—	—	—				
5619	Other support services	348	3 128	12 749	47	31	6	4	5	1	—	—	—	—	—	—	—	—	—	—				
56192	Convention & trade show organizers	119	1 529	5 590	10	6	1	1	1	1	—	—	—	—	—	—	—	—	—	—				
561920	Convention & trade show organizers	119	1 529	5 590	10	6	1	1	1	1	—	—	—	—	—	—	—	—	—	—				
56199	All other support services	152	1 000	4 556	31	22	4	2	3	—	—	—	—	—	—	—	—	—	—	—				
561990	All other support services	152	1 000	4 556	31	22	4	2	3	—	—	—	—	—	—	—	—	—	—	—				
562	Waste management & remediation services	491	4 506	21 504	29	11	7	7	1	2	1	—	—	—	—	—	—	—	—	—				
5621	Waste collection	345	3 315	12 649	12	1	5	3	—	2	1	—	—	—	—	—	—	—	—	—				
56211	Waste collection	345	3 315	12 649	12	1	5	3	—	2	1	—	—	—	—	—	—	—	—	—				
<b>61</b>	<b>Educational services</b>	<b>1 461</b>	<b>8 189</b>	<b>35 678</b>	<b>91</b>	<b>45</b>	<b>14</b>	<b>15</b>	<b>9</b>	<b>5</b>	<b>3</b>	—	—	—	—	—	—	—	—	—				
611	Educational services	1 461	8 189	35 678	91	45	14	15	9	5	3	—	—	—	—	—	—	—	—	—				
6111	Elementary & secondary schools	644	3 641	14 517	13	1	1	3	2	4	2	—	—	—	—	—	—	—	—	—				
61111	Elementary & secondary schools	644	3 641	14 517	13	1	1	3	2	4	2	—	—	—	—	—	—	—	—	—				
611110	Elementary & secondary schools	644	3 641	14 517	13	1	1	3	2	4	2	—	—	—	—	—	—	—	—	—				
6112	Junior colleges	(C)	(D)	(D)	1	—	—	—	—	—	1	—	—	—	—	—	—	—	—	—				
61121	Junior colleges	(C)	(D)	(D)	1	—	—	—	—	—	1	—	—	—	—	—	—	—	—	—				
6115	Technical & trade schools	145	631	2 380	9	3	2	2	1	1	—	—	—	—	—	—	—	—	—	—				
61151	Technical & trade schools	145	631	2 380	9	3	2	2	1	1	—	—	—	—	—	—	—	—	—	—				
6116	Other schools & instruction	370	1 414	6 144	49	27	7	10	5	—	—	—	—	—	—	—	—	—	—	—				
61161	Fine arts schools	126	338	1 296	18	10	1	7	—	—	—	—	—	—	—	—	—	—	—	—				
611610	Fine arts schools	126	338	1 296	18	10	1	7	—	—	—	—	—	—	—	—	—	—	—	—				
61169	All other schools & instruction	132	828	3 656	17	9	3	3	2	—	—	—	—	—	—	—	—	—	—	—				
<b>62</b>	<b>Health care and social assistance</b>	<b>12 615</b>	<b>79 748</b>	<b>349 990</b>	<b>651</b>	<b>252</b>	<b>163</b>	<b>131</b>	<b>64</b>	<b>14</b>	<b>19</b>	<b>5</b>	<b>3</b>	—	—	—	—	—	—	—				
621	Ambulatory health care services	5 729	46 440	208 770	407	182	103	73	27	10	10	1	1	—	—	—	—	—	—	—				
6211	Offices of physicians	1 581	16 371	74 461	68	25	10	11	13	5	4	—	—	—	—	—	—	—	—	—				
62111	Offices of physicians	1 581	16 371	74 461	68	25	10	11	13	5	4	—	—	—	—	—	—	—	—	—				
6212	Offices of dentists	1 158	12 599	57 295	151	47	59	41	4	—	—	—	—	—	—	—	—	—	—	—				
62121	Offices of dentists	1 158	12 599	57 295	151	47	59	41	4	—	—	—	—	—	—	—	—	—	—	—				
621210	Offices of dentists	1 158	12 599	57 295	151	47	59	41	4	—	—	—	—	—	—	—	—	—	—	—				
6213	Offices of other health practitioners	673	4 116	18 553	136	88	29	16	3	—	—	—	—	—	—	—	—	—	—	—				
62131	Offices of chiropractors	326	1 726	7 929	84	58	22	3	1	—	—	—	—	—	—	—	—	—	—	—				
621310	Offices of chiropractors	326	1 726	7 929	84	58	22	3	1	—	—	—	—	—	—	—	—	—	—	—				
62132	Offices of optometrists	113	680	3 426	11	3	3	4	1	—	—	—	—	—	—	—	—	—	—	—				
621320	Offices of optometrists	113	680	3 426	11	3	3	4	1	—	—	—	—	—	—	—	—	—	—	—				
6214	Outpatient care centers	890	7 396	33 183	22	8	4	1	4	2	2	1	—	—	—	—	—	—	—	—				
62149	Other outpatient care centers	830	7 010	31 505	13	3	1	1	3	2	2	1	—	—	—	—	—	—	—	—				
6215	Medical & diagnostic laboratories	102	1 015	4 849	5	2	—	2	—	1	—	—	—	—	—	—	—	—	—	—				
62151	Medical & diagnostic laboratories	102	1 015	4 849	5	2	—	2	—	1	—	—	—	—	—	—	—	—	—	—				
6216	Home health care services	1 312	4 881	20 172	20	8	—	2	3	2	4	—	1	—	—	—	—	—	—	—				
62161	Home health care services	1 312	4 881	20 172	20	8	—	2	3	2	4	—	1	—	—	—	—	—	—	—				
621610	Home health care services	1 312	4 881	20 172	20	8	—	2	3	2	4	—	1	—	—	—	—	—	—	—				
622	Hospitals	1 670	11 583	48 795	3	—	—	—	—	—	1	—	2	—	—	—	—	—	—	—				
6221	General medical & surgical hospitals	1 670	11 583	48 795	3	—	—	—	—	—	1	—	2	—	—	—	—	—	—	—				
62211	General medical & surgical hospitals	1 670	11 583	48 795	3	—	—	—	—	—	1	—	2	—	—	—	—	—	—	—				
622110	General medical & surgical hospitals	1 670	11 583	48 795	3	—	—	—	—	—	1	—	2	—	—	—	—	—	—	—				
623	Nursing & residential care facilities	2 386	12 345	52 118	83	7	35	23	8	3	5	2	—	—	—	—	—	—	—	—				
6231	Nursing care facilities	1 310	7 134	29 792	9	1	1	—	—	1	4	2	—	—	—	—	—	—	—	—				
62311	Nursing care facilities	1 310	7 134	29 792	9	1	1	—	—	1	4	2	—	—	—	—	—	—	—	—				
623110	Nursing care facilities	1 310	7 134	29 792	9	1	1	—	—	1	4	2	—	—	—	—	—	—	—	—				
6232	Residential mental retardation, health facil	810	3 826	16 334	61	3	34	19	2	2	1	—	—	—	—	—	—	—	—	—				
62321	Residential mental retardation facilities	696	3 199	13 463	56	3	31	18	2	1	1	—	—	—	—	—	—	—	—	—				
623210	Residential mental retardation facilities	696	3 199	13 463	56	3	31	18	2	1	1	—	—	—	—	—	—	—	—	—				
62322	Residential mental health, subst abuse facil	114	627	2 871	5	—	3	1	—	1	—	—	—	—	—	—	—	—	—	—				
623220	Residential mental health, subst abuse facil	114	627	2 871	5	—	3	1	—	1	—	—	—	—	—	—	—	—	—	—				
6233	Community care facilities for the elderly	(C)	(D)	(D)	9	2	—	2	5	—	—	—	—	—	—	—	—	—	—	—				
62331	Community care facilities for the elderly	(C)	(D)	(D)	9	2	—	2	5	—	—	—	—	—	—	—	—	—	—	—				
623312	Homes for the elderly	150	837	3 548	8	2	—	2	4	—	—	—	—	—	—	—	—	—	—	—				
624	Social assistance	2 830	9 380	40 307	158	63	25	35	29	1	3	2	—	—	—	—	—	—	—	—				
6241	Individual & family services	865	3 523	16 133	43	20	8	6	5	1	3	—	—	—	—	—	—	—	—	—				
62412	Services for elderly & disabled persons	627	2 257	10 749	17	3	3	4	4	1	2	—	—	—	—	—	—	—	—	—				
624120	Services for elderly & disabled persons	627	2 257	10 749	17	3	3	4	4	1	2	—	—	—	—	—	—	—	—	—				
62419	Other individual & family services	(C)	(D)	(D)	24	16	4	2	1	—	1	—	—	—										

**Table 6. Counties—Employees, Payroll, and Establishments by Industry: 2001—Con.**

[Excludes most government employees, railroad employees, and self-employed persons. Size class 1 to 4 includes establishments with payroll, but no employees, during mid-March pay period. (D) denotes figures withheld to avoid disclosing data for individual companies; the data are included in broader industry totals. Detailed industries with 100 or more employees are shown if industry was not a (D). For explanation of terms, abbreviations, and data reliability/comparability, see introductory text]

NAICS code	Industry	Number of employees for week including March 12	Payroll (\$1,000)		Total number of establishments	Number of establishments by employment-size class								
			First quarter	Annual		1 to 4	5 to 9	10 to 19	20 to 49	50 to 99	100 to 249	250 to 499	500 to 999	1,000 or more
<b>DAKOTA—Con.</b>														
<b>71</b>	<b>Arts, entertainment &amp; recreation</b> .....	<b>2 808</b>	<b>7 445</b>	<b>29 185</b>	<b>132</b>	<b>81</b>	<b>13</b>	<b>13</b>	<b>11</b>	<b>9</b>	<b>2</b>	<b>2</b>	<b>1</b>	<b>-</b>
711	Performing arts, spectator sports & related industries .....	100	533	2 119	33	28	2	2	1	-	-	-	-	-
713	Amusement, gambling & recreation industries .....	2 704	6 891	26 958	96	50	11	11	10	9	2	2	1	-
7139	Other amusement & recreation industries .....	2 688	6 864	26 838	92	47	10	11	10	9	2	2	1	-
71391	Golf courses & country clubs .....	238	1 197	7 418	18	9	3	4	-	2	-	-	-	-
713910	Golf courses & country clubs .....	238	1 197	7 418	18	9	3	4	-	2	-	-	-	-
71392	Skiing facilities (F) (D) .....	(F) (D)	(D)	(D)	2	-	-	-	-	-	-	1	1	-
71394	Fitness & recreational sports centers .....	1 090	2 080	8 856	33	17	2	4	4	3	2	1	-	-
713940	Fitness & recreational sports centers .....	1 090	2 080	8 856	33	17	2	4	4	3	2	1	-	-
71395	Bowling centers .....	301	905	3 437	9	1	1	1	3	3	-	-	-	-
713950	Bowling centers .....	301	905	3 437	9	1	1	1	3	3	-	-	-	-
71399	All other amusement & recreation industries .....	252	585	2 568	26	16	4	2	3	1	-	-	-	-
713990	All other amusement & recreation industries .....	252	585	2 568	26	16	4	2	3	1	-	-	-	-
<b>72</b>	<b>Accommodation &amp; food services</b> .....	<b>13 051</b>	<b>34 624</b>	<b>146 436</b>	<b>553</b>	<b>156</b>	<b>69</b>	<b>98</b>	<b>143</b>	<b>77</b>	<b>10</b>	<b>-</b>	<b>-</b>	<b>-</b>
721	Accommodation .....	1 053	3 041	11 941	38	6	4	9	13	4	2	-	-	-
7211	Traveler accommodation .....	(G)	(D)	(D)	35	4	4	9	12	4	2	-	-	-
72111	Hotels (exc casino hotels) & motels .....	991	2 883	11 292	32	2	4	9	11	4	2	-	-	-
721110	Hotels (exc casino hotels) & motels .....	991	2 883	11 292	32	2	4	9	11	4	2	-	-	-
722	Food services & drinking places .....	11 998	31 583	134 495	515	150	65	89	130	73	8	-	-	-
7221	Full-service restaurants .....	6 384	17 504	72 272	191	54	20	17	42	51	7	-	-	-
72211	Full-service restaurants .....	6 384	17 504	72 272	191	54	20	17	42	51	7	-	-	-
722110	Full-service restaurants .....	6 384	17 504	72 272	191	54	20	17	42	51	7	-	-	-
7222	Limited-service eating places .....	4 703	11 414	50 578	255	75	25	57	80	17	1	-	-	-
72221	Limited-service eating places .....	4 703	11 414	50 578	255	75	25	57	80	17	1	-	-	-
722211	Limited-service restaurants .....	4 170	10 111	44 805	204	61	13	39	74	16	1	-	-	-
722213	Snack & nonalcoholic beverage bars .....	502	1 211	5 384	47	12	12	16	6	1	-	-	-	-
7223	Special food services .....	476	1 592	7 093	37	11	12	8	3	3	-	-	-	-
72231	Food service contractors .....	296	1 008	4 487	23	5	10	5	1	2	-	-	-	-
722310	Food service contractors .....	296	1 008	4 487	23	5	10	5	1	2	-	-	-	-
72232	Caterers .....	169	523	2 155	11	4	2	2	2	1	-	-	-	-
722320	Caterers .....	169	523	2 155	11	4	2	2	2	1	-	-	-	-
7224	Drinking places (alcoholic beverages) .....	435	1 073	4 552	32	10	8	7	5	2	-	-	-	-
72241	Drinking places (alcoholic beverages) .....	435	1 073	4 552	32	10	8	7	5	2	-	-	-	-
722410	Drinking places (alcoholic beverages) .....	435	1 073	4 552	32	10	8	7	5	2	-	-	-	-
<b>81</b>	<b>Other services (except public administration)</b> .....	<b>8 825</b>	<b>44 754</b>	<b>186 650</b>	<b>784</b>	<b>357</b>	<b>199</b>	<b>137</b>	<b>63</b>	<b>21</b>	<b>4</b>	<b>2</b>	<b>1</b>	<b>-</b>
811	Repair & maintenance .....	2 929	20 331	85 680	283	141	75	48	13	4	-	1	1	-
8111	Automotive repair & maintenance .....	2 115	10 887	48 379	196	85	60	39	9	2	-	-	1	-
81111	Automotive mechanical & electrical R&M .....	649	5 164	22 653	102	48	35	15	3	1	-	-	-	-
811111	General automotive repair .....	446	3 623	15 721	71	36	21	11	2	1	-	-	-	-
811118	Other automotive mechanical & electrical R&M .....	112	766	3 636	13	3	7	2	1	-	-	-	-	-
81112	Automotive body, paint, interior & glass repair .....	479	4 303	20 074	60	24	18	12	5	1	-	-	-	-
811121	Automotive body, paint & interior R&M .....	347	3 235	13 514	47	20	12	11	4	-	-	-	-	-
811122	Automotive glass replacement shops .....	132	1 068	6 560	13	4	6	1	1	1	-	-	-	-
81119	Other automotive R&M .....	987	1 420	5 652	34	13	7	12	1	-	-	-	1	-
811192	Car washes .....	796	872	3 445	16	11	1	2	1	-	-	-	1	-
8112	Electronic & precision equipment R&M .....	349	5 462	19 337	16	8	4	2	1	-	-	1	-	-
81121	Electronic & precision equipment R&M .....	349	5 462	19 337	16	8	4	2	1	-	-	1	-	-
811212	Computer & office machine R&M .....	314	5 194	18 029	9	4	2	1	1	-	-	1	-	-
8113	Commercial equipment (exc auto & elec) R&M .....	257	2 501	11 981	27	15	4	4	3	1	-	-	-	-
81131	Commercial equipment (exc auto & elec) R&M .....	257	2 501	11 981	27	15	4	4	3	1	-	-	-	-
811310	Commercial equipment (exc auto & elec) R&M .....	257	2 501	11 981	27	15	4	4	3	1	-	-	-	-
8114	Personal & household goods R&M .....	208	1 481	5 983	44	33	7	3	-	1	-	-	-	-
81141	Home, garden equipment & appliance R&M .....	134	1 090	4 143	14	6	6	1	-	1	-	-	-	-
812	Personal & laundry services .....	2 442	11 867	48 713	234	111	49	44	20	8	2	-	-	-
8121	Personal care services .....	1 476	6 059	25 757	143	69	24	29	15	6	-	-	-	-
81211	Hair, nail & skin care services .....	1 239	5 599	23 666	121	60	20	23	13	5	-	-	-	-
812112	Beauty salons .....	1 124	5 234	22 070	98	43	18	21	11	5	-	-	-	-
81219	Other personal care services .....	237	460	2 091	22	9	4	6	2	1	-	-	-	-
8123	Drycleaning & laundry services .....	443	2 022	8 200	40	7	16	13	3	1	-	-	-	-
81232	Drycleaning & laundry services (exc coin-op) .....	236	721	2 840	27	3	12	11	1	-	-	-	-	-
812320	Drycleaning & laundry services (exc coin-op) .....	236	721	2 840	27	3	12	11	1	-	-	-	-	-
81233	Linen & uniform supply .....	159	1 137	4 583	4	-	1	-	2	1	-	-	-	-
8129	Other personal services .....	441	3 209	12 204	34	25	4	-	2	1	2	-	-	-
81292	Photofinishing .....	(E)	(D)	(D)	8	3	2	-	-	1	2	-	-	-
813	Religious, grantmaking, civic, prof & like organizations .....	3 454	12 556	52 257	267	105	75	45	30	9	2	1	-	-
8131	Religious organizations .....	2 028	7 711	31 770	148	51	47	21	21	7	1	-	-	-
81311	Religious organizations .....	2 028	7 711	31 770	148	51	47	21	21	7	1	-	-	-
813110	Religious organizations .....	2 028	7 711	31 770	148	51	47	21	21	7	1	-	-	-
8134	Civic & social organizations .....	545	872	3 662	39	12	9	12	5	-	1	-	-	-
81341	Civic & social organizations .....	545	872	3 662	39	12	9	12	5	-	1	-	-	-
813410	Civic & social organizations .....	545	872	3 662	39	12	9	12	5	-	1	-	-	-

See footnotes at end of table.

**Table 6. Counties—Employees, Payroll, and Establishments by Industry: 2001—Con.**

[Excludes most government employees, railroad employees, and self-employed persons. Size class 1 to 4 includes establishments with payroll, but no employees, during mid-March pay period. (D) denotes figures withheld to avoid disclosing data for individual companies; the data are included in broader industry totals. Detailed industries with 100 or more employees are shown if industry was not a (D). For explanation of terms, abbreviations, and data reliability/comparability, see introductory text]

NAICS code	Industry	Number of employees for week including March 12	Payroll (\$1,000)		Total number of establishments	Number of establishments by employment-size class									
			First quarter	Annual		1 to 4	5 to 9	10 to 19	20 to 49	50 to 99	100 to 249	250 to 499	500 to 999	1,000 or more	
<b>DAKOTA—Con.</b>															
<b>81</b>	<b>Other services (except public administration)—Con.</b>														
813	Religious, grantmaking, civic, prof & like organizations—Con.														
8139	Business, labor, political, like organizations . . . .	732	3 414	14 311	66	38	15	8	2	2	—	1	—	—	
81392	Professional organizations . . . . .	127	1 297	5 511	9	6	1	—	1	1	—	—	—	—	
813920	Professional organizations . . . . .	127	1 297	5 511	9	6	1	—	1	1	—	—	—	—	
81393	Labor unions & similar labor organizations . . . .	476	1 288	5 367	23	9	8	3	1	1	—	1	—	—	
813930	Labor unions & similar labor organizations . . . .	476	1 288	5 367	23	9	8	3	1	1	—	1	—	—	
<b>95</b>	<b>Auxiliaries (exc corporate, subsidiary &amp; regional mgt) . . . . .</b>	<b>2 247</b>	<b>24 892</b>	<b>107 763</b>	<b>96</b>	<b>40</b>	<b>23</b>	<b>17</b>	<b>8</b>	<b>5</b>	<b>2</b>	<b>—</b>	<b>1</b>	<b>—</b>	
<b>99</b>	<b>Unclassified establishments . . . . .</b>	<b>80</b>	<b>441</b>	<b>2 306</b>	<b>72</b>	<b>66</b>	<b>5</b>	<b>1</b>	<b>—</b>	<b>—</b>	<b>—</b>	<b>—</b>	<b>—</b>	<b>—</b>	
<b>DODGE</b>															
	<b>Total . . . . .</b>	<b>4 260</b>	<b>27 418</b>	<b>120 509</b>	<b>447</b>	<b>278</b>	<b>85</b>	<b>51</b>	<b>23</b>	<b>4</b>	<b>4</b>	<b>1</b>	<b>1</b>	<b>—</b>	
<b>11</b>	<b>Forestry, fishing, hunting, and agriculture support . . . . .</b>	<b>(A)</b>	<b>(D)</b>	<b>(D)</b>	<b>4</b>	<b>3</b>	<b>1</b>	<b>—</b>	<b>—</b>	<b>—</b>	<b>—</b>	<b>—</b>	<b>—</b>	<b>—</b>	
<b>21</b>	<b>Mining . . . . .</b>	<b>(A)</b>	<b>(D)</b>	<b>(D)</b>	<b>1</b>	<b>—</b>	<b>—</b>	<b>1</b>	<b>—</b>	<b>—</b>	<b>—</b>	<b>—</b>	<b>—</b>	<b>—</b>	
<b>22</b>	<b>Utilities . . . . .</b>	<b>(A)</b>	<b>(D)</b>	<b>(D)</b>	<b>1</b>	<b>—</b>	<b>1</b>	<b>—</b>	<b>—</b>	<b>—</b>	<b>—</b>	<b>—</b>	<b>—</b>	<b>—</b>	
<b>23</b>	<b>Construction . . . . .</b>	<b>214</b>	<b>1 262</b>	<b>7 894</b>	<b>86</b>	<b>69</b>	<b>14</b>	<b>3</b>	<b>—</b>	<b>—</b>	<b>—</b>	<b>—</b>	<b>—</b>	<b>—</b>	
235	Special trade contractors . . . . .	124	654	3 870	55	44	11	—	—	—	—	—	—	—	
<b>31-33</b>	<b>Manufacturing . . . . .</b>	<b>1 237</b>	<b>10 821</b>	<b>44 344</b>	<b>28</b>	<b>13</b>	<b>2</b>	<b>4</b>	<b>5</b>	<b>1</b>	<b>2</b>	<b>—</b>	<b>1</b>	<b>—</b>	
326	Plastics & rubber products mfg . . . . .	(C)	(D)	(D)	2	—	—	1	—	—	1	—	—	—	
3261	Plastics product mfg . . . . .	(C)	(D)	(D)	2	—	—	1	—	—	1	—	—	—	
32619	Other plastics product mfg . . . . .	(C)	(D)	(D)	1	—	—	—	—	—	—	—	—	—	
333	Machinery mfg . . . . .	(F)	(D)	(D)	4	—	1	—	2	—	—	—	1	—	
3331	Ag, construction & mining machinery mfg . . . .	(F)	(D)	(D)	1	—	—	—	—	—	—	—	1	—	
33312	Construction machinery mfg . . . . .	(F)	(D)	(D)	1	—	—	—	—	—	—	—	1	—	
336	Transportation equipment mfg . . . . .	(C)	(D)	(D)	1	—	—	—	—	—	1	—	—	—	
3363	Motor vehicle parts mfg . . . . .	(C)	(D)	(D)	1	—	—	—	—	—	1	—	—	—	
33639	Other motor vehicle parts mfg . . . . .	(C)	(D)	(D)	1	—	—	—	—	—	1	—	—	—	
<b>42</b>	<b>Wholesale trade . . . . .</b>	<b>635</b>	<b>6 361</b>	<b>29 624</b>	<b>22</b>	<b>11</b>	<b>5</b>	<b>3</b>	<b>1</b>	<b>—</b>	<b>1</b>	<b>1</b>	<b>—</b>	<b>—</b>	
421	Wholesale trade, durable goods . . . . .	621	6 293	29 218	17	7	4	3	1	—	1	1	—	—	
4215	Metal & mineral (except petroleum) whsle . . . . .	(C)	(D)	(D)	1	—	—	—	—	—	1	—	—	—	
42151	Metal service centers & offices whsle . . . . .	(C)	(D)	(D)	1	—	—	—	—	—	1	—	—	—	
4218	Machinery, equipment & supplies whsle . . . . .	(E)	(D)	(D)	7	3	2	1	—	—	—	1	—	—	
42181	Const & mining (exc petroleum) equip whsle . . .	(E)	(D)	(D)	3	1	—	1	—	—	—	1	—	—	
<b>44-45</b>	<b>Retail trade . . . . .</b>	<b>672</b>	<b>2 315</b>	<b>9 934</b>	<b>70</b>	<b>36</b>	<b>12</b>	<b>14</b>	<b>7</b>	<b>—</b>	<b>1</b>	<b>—</b>	<b>—</b>	<b>—</b>	
444	Bldg material & garden equip & supp dealers . . . .	106	493	2 277	15	6	6	2	1	—	—	—	—	—	
445	Food & beverage stores . . . . .	290	874	3 770	10	2	—	4	3	—	1	—	—	—	
4451	Grocery stores . . . . .	198	527	2 208	4	—	—	2	1	—	1	—	—	—	
44511	Grocery (except convenience) stores . . . . .	198	527	2 208	4	—	—	2	1	—	1	—	—	—	
445110	Grocery (except convenience) stores . . . . .	198	527	2 208	4	—	—	2	1	—	1	—	—	—	
447	Gasoline stations . . . . .	151	446	1 875	14	4	3	4	3	—	—	—	—	—	
4471	Gasoline stations . . . . .	151	446	1 875	14	4	3	4	3	—	—	—	—	—	
44711	Gasoline stations with convenience stores . . .	103	263	1 150	6	—	1	2	3	—	—	—	—	—	
447110	Gasoline stations with convenience stores . . .	103	263	1 150	6	—	1	2	3	—	—	—	—	—	
<b>48-49</b>	<b>Transportation &amp; warehousing . . . . .</b>	<b>69</b>	<b>344</b>	<b>1 491</b>	<b>16</b>	<b>12</b>	<b>2</b>	<b>1</b>	<b>1</b>	<b>—</b>	<b>—</b>	<b>—</b>	<b>—</b>	<b>—</b>	
<b>51</b>	<b>Information . . . . .</b>	<b>47</b>	<b>297</b>	<b>1 308</b>	<b>10</b>	<b>6</b>	<b>3</b>	<b>1</b>	<b>—</b>	<b>—</b>	<b>—</b>	<b>—</b>	<b>—</b>	<b>—</b>	
<b>52</b>	<b>Finance &amp; insurance . . . . .</b>	<b>153</b>	<b>1 214</b>	<b>4 865</b>	<b>25</b>	<b>15</b>	<b>5</b>	<b>3</b>	<b>2</b>	<b>—</b>	<b>—</b>	<b>—</b>	<b>—</b>	<b>—</b>	
522	Credit intermediation & related activities . . . . .	(C)	(D)	(D)	8	2	1	3	2	—	—	—	—	—	
5221	Depository credit intermediation . . . . .	101	727	2 950	7	1	1	3	2	—	—	—	—	—	
52211	Commercial banking . . . . .	101	727	2 950	7	1	1	3	2	—	—	—	—	—	
522110	Commercial banking . . . . .	101	727	2 950	7	1	1	3	2	—	—	—	—	—	
<b>53</b>	<b>Real estate &amp; rental &amp; leasing . . . . .</b>	<b>37</b>	<b>172</b>	<b>801</b>	<b>12</b>	<b>8</b>	<b>3</b>	<b>1</b>	<b>—</b>	<b>—</b>	<b>—</b>	<b>—</b>	<b>—</b>	<b>—</b>	
<b>54</b>	<b>Professional, scientific &amp; technical services . . . . .</b>	<b>71</b>	<b>314</b>	<b>1 347</b>	<b>20</b>	<b>12</b>	<b>7</b>	<b>1</b>	<b>—</b>	<b>—</b>	<b>—</b>	<b>—</b>	<b>—</b>	<b>—</b>	
<b>56</b>	<b>Admin, support, waste mgt, remediation services . . . . .</b>	<b>85</b>	<b>281</b>	<b>1 332</b>	<b>15</b>	<b>10</b>	<b>—</b>	<b>4</b>	<b>1</b>	<b>—</b>	<b>—</b>	<b>—</b>	<b>—</b>	<b>—</b>	
<b>61</b>	<b>Educational services . . . . .</b>	<b>(A)</b>	<b>(D)</b>	<b>(D)</b>	<b>3</b>	<b>3</b>	<b>—</b>	<b>—</b>	<b>—</b>	<b>—</b>	<b>—</b>	<b>—</b>	<b>—</b>	<b>—</b>	
<b>62</b>	<b>Health care and social assistance . . . . .</b>	<b>222</b>	<b>1 349</b>	<b>5 954</b>	<b>28</b>	<b>14</b>	<b>8</b>	<b>5</b>	<b>—</b>	<b>1</b>	<b>—</b>	<b>—</b>	<b>—</b>	<b>—</b>	
621	Ambulatory health care services . . . . .	101	918	4 054	10	6	2	1	—	1	—	—	—	—	
<b>71</b>	<b>Arts, entertainment &amp; recreation . . . . .</b>	<b>(B)</b>	<b>(D)</b>	<b>(D)</b>	<b>6</b>	<b>4</b>	<b>1</b>	<b>1</b>	<b>—</b>	<b>—</b>	<b>—</b>	<b>—</b>	<b>—</b>	<b>—</b>	
<b>72</b>	<b>Accommodation &amp; food services . . . . .</b>	<b>388</b>	<b>760</b>	<b>3 434</b>	<b>27</b>	<b>10</b>	<b>5</b>	<b>6</b>	<b>5</b>	<b>1</b>	<b>—</b>	<b>—</b>	<b>—</b>	<b>—</b>	
722	Food services & drinking places . . . . .	(E)	(D)	(D)	25	9	5	5	5	1	—	—	—	—	
7221	Full-service restaurants . . . . .	197	354	1 556	10	3	2	2	2	1	—	—	—	—	
72211	Full-service restaurants . . . . .	197	354	1 556	10	3	2	2	2	1	—	—	—	—	
722110	Full-service restaurants . . . . .	197	354	1 556	10	3	2	2	2	1	—	—	—	—	
7222	Limited-service eating places . . . . .	104	215	1 073	7	2	1	2	2	—	—	—	—	—	
72221	Limited-service eating places . . . . .	104	215	1 073	7	2	1	2	2	—	—	—	—	—	

See footnotes at end of table.

**Table 6. Counties—Employees, Payroll, and Establishments by Industry: 2001—Con.**

[Excludes most government employees, railroad employees, and self-employed persons. Size class 1 to 4 includes establishments with payroll, but no employees, during mid-March pay period. (D) denotes figures withheld to avoid disclosing data for individual companies; the data are included in broader industry totals. Detailed industries with 100 or more employees are shown if industry was not a (D). For explanation of terms, abbreviations, and data reliability/comparability, see introductory text]

NAICS code	Industry	Number of employees for week including March 12	Payroll (\$1,000)		Total number of establishments	Number of establishments by employment-size class								
			First quarter	Annual		1 to 4	5 to 9	10 to 19	20 to 49	50 to 99	100 to 249	250 to 499	500 to 999	1,000 or more
<b>DODGE—Con.</b>														
<b>81</b>	<b>Other services (except public administration) .....</b>	<b>357</b>	<b>1 475</b>	<b>5 983</b>	<b>64</b>	<b>44</b>	<b>15</b>	<b>3</b>	<b>1</b>	<b>1</b>	—	—	—	—
811	Repair & maintenance .....	194	1 137	4 764	19	10	6	1	1	1	—	—	—	—
8111	Automotive repair & maintenance .....	119	610	2 290	12	6	5	—	—	1	—	—	—	—
813	Religious, grantmaking, civic, prof & like organizations .....	148	279	956	36	25	9	2	—	—	—	—	—	—
8131	Religious organizations .....	117	236	778	28	19	8	1	—	—	—	—	—	—
81311	Religious organizations .....	117	236	778	28	19	8	1	—	—	—	—	—	—
813110	Religious organizations .....	117	236	778	28	19	8	1	—	—	—	—	—	—
<b>95</b>	<b>Auxiliaries (exc corporate, subsidiary &amp; regional mgt) .....</b>	<b>(A)</b>	<b>(D)</b>	<b>(D)</b>	<b>1</b>	—	<b>1</b>	—	—	—	—	—	—	—
<b>99</b>	<b>Unclassified establishments .....</b>	<b>(A)</b>	<b>(D)</b>	<b>(D)</b>	<b>8</b>	<b>8</b>	—	—	—	—	—	—	—	—
<b>DOUGLAS</b>														
	<b>Total .....</b>	<b>14 425</b>	<b>80 071</b>	<b>350 132</b>	<b>1 297</b>	<b>724</b>	<b>258</b>	<b>166</b>	<b>101</b>	<b>29</b>	<b>15</b>	<b>2</b>	<b>2</b>	—
<b>11</b>	<b>Forestry, fishing, hunting, and agriculture support .....</b>	<b>(A)</b>	<b>(D)</b>	<b>(D)</b>	<b>3</b>	<b>3</b>	—	—	—	—	—	—	—	—
<b>21</b>	<b>Mining .....</b>	<b>(A)</b>	<b>(D)</b>	<b>(D)</b>	<b>2</b>	<b>1</b>	<b>1</b>	—	—	—	—	—	—	—
<b>22</b>	<b>Utilities .....</b>	<b>(B)</b>	<b>(D)</b>	<b>(D)</b>	<b>3</b>	—	—	<b>2</b>	<b>1</b>	—	—	—	—	—
<b>23</b>	<b>Construction .....</b>	<b>832</b>	<b>5 815</b>	<b>39 680</b>	<b>175</b>	<b>130</b>	<b>22</b>	<b>15</b>	<b>6</b>	<b>2</b>	—	—	—	—
233	Building, developing & general contracting .....	260	1 714	8 403	53	39	8	2	4	—	—	—	—	—
2332	Residential building construction .....	(C)	(D)	(D)	41	34	5	1	1	—	—	—	—	—
2333	Nonresidential building construction .....	144	1 119	5 110	10	3	3	1	3	—	—	—	—	—
23332	Commercial & institutional bldg construction ..	144	1 119	5 110	10	3	3	1	3	—	—	—	—	—
233320	Commercial & institutional bldg construction ..	144	1 119	5 110	10	3	3	1	3	—	—	—	—	—
234	Heavy construction .....	140	1 444	17 599	16	11	1	2	1	1	—	—	—	—
235	Special trade contractors .....	432	2 657	13 678	106	80	13	11	1	1	—	—	—	—
2351	Plumbing, heating & AC contractor .....	167	1 181	5 298	19	10	4	3	1	1	—	—	—	—
23511	Plumbing, heating & AC contractor .....	167	1 181	5 298	19	10	4	3	1	1	—	—	—	—
235110	Plumbing, heating & AC contractor .....	167	1 181	5 298	19	10	4	3	1	1	—	—	—	—
<b>31-33</b>	<b>Manufacturing .....</b>	<b>2 787</b>	<b>23 683</b>	<b>88 172</b>	<b>90</b>	<b>36</b>	<b>15</b>	<b>13</b>	<b>16</b>	<b>3</b>	<b>4</b>	<b>2</b>	<b>1</b>	—
311	Food mfg .....	240	1 620	6 894	17	11	1	2	2	—	1	—	—	—
3115	Dairy product mfg .....	(C)	(D)	(D)	4	1	1	1	—	—	1	—	—	—
31151	Dairy product (exc frozen) mfg .....	(C)	(D)	(D)	4	1	1	1	—	—	1	—	—	—
326	Plastics & rubber products mfg .....	381	2 446	9 488	4	—	1	1	—	—	2	—	—	—
3261	Plastics product mfg .....	(E)	(D)	(D)	3	—	1	—	—	—	2	—	—	—
32619	Other plastics product mfg .....	(E)	(D)	(D)	2	—	—	—	—	—	2	—	—	—
327	Nonmetallic mineral product mfg .....	387	3 741	15 171	4	—	1	1	1	—	—	1	—	—
3279	Other nonmetallic mineral product mfg .....	(E)	(D)	(D)	1	—	—	—	—	—	—	1	—	—
32791	Abrasive product mfg .....	(E)	(D)	(D)	1	—	—	—	—	—	—	1	—	—
331	Primary metal mfg .....	(E)	(D)	(D)	3	1	1	—	—	—	—	1	—	—
3313	Alumina & aluminum production & processing ..	(E)	(D)	(D)	2	1	—	—	—	—	—	1	—	—
33131	Alumina & aluminum production & processing ..	(E)	(D)	(D)	2	1	—	—	—	—	—	1	—	—
332	Fabricated metal product mfg .....	512	4 130	15 274	23	7	4	1	8	3	—	—	—	—
3323	Architectural & structural metals mfg .....	(C)	(D)	(D)	3	—	—	—	2	1	—	—	—	—
33231	Plate work & fabricated structural prod mfg ...	(C)	(D)	(D)	2	—	—	—	1	1	—	—	—	—
3327	Mach shops, turn prod, screw, nut, bolt mfg ....	360	2 555	9 558	19	7	3	1	6	2	—	—	—	—
33271	Machine shops .....	(E)	(D)	(D)	18	7	3	1	6	1	—	—	—	—
333	Machinery mfg .....	822	8 419	29 501	13	—	2	6	3	—	1	—	1	—
3339	Other general purpose machinery mfg .....	707	7 320	25 733	7	—	1	3	1	—	1	—	1	—
33399	All other general purpose machinery mfg ....	(F)	(D)	(D)	5	—	—	3	—	—	1	—	1	—
<b>42</b>	<b>Wholesale trade .....</b>	<b>633</b>	<b>4 229</b>	<b>19 299</b>	<b>53</b>	<b>26</b>	<b>11</b>	<b>8</b>	<b>6</b>	<b>1</b>	<b>1</b>	—	—	—
421	Wholesale trade, durable goods .....	241	1 429	6 454	35	19	8	5	3	—	—	—	—	—
422	Wholesale trade, nondurable goods .....	392	2 800	12 845	18	7	3	3	3	1	1	—	—	—
4229	Miscellaneous nondurable goods whsle .....	203	1 377	6 210	6	3	—	1	1	—	1	—	—	—
42294	Tobacco & tobacco product whsle .....	(C)	(D)	(D)	1	—	—	—	—	—	1	—	—	—

See footnotes at end of table.



**Table 6. Counties—Employees, Payroll, and Establishments by Industry: 2001—Con.**

[Excludes most government employees, railroad employees, and self-employed persons. Size class 1 to 4 includes establishments with payroll, but no employees, during mid-March pay period. (D) denotes figures withheld to avoid disclosing data for individual companies; the data are included in broader industry totals. Detailed industries with 100 or more employees are shown if industry was not a (D). For explanation of terms, abbreviations, and data reliability/comparability, see introductory text]

NAICS code	Industry	Number of employees for week including March 12	Payroll (\$1,000)		Total number of establishments	Number of establishments by employment-size class								
			First quarter	Annual		1 to 4	5 to 9	10 to 19	20 to 49	50 to 99	100 to 249	250 to 499	500 to 999	1,000 or more
<b>DOUGLAS—Con.</b>														
<b>44-45</b>	<b>Retail trade</b> .....	<b>2 942</b>	<b>11 344</b>	<b>48 490</b>	<b>251</b>	<b>95</b>	<b>74</b>	<b>50</b>	<b>23</b>	<b>6</b>	<b>3</b>	—	—	—
441	Motor vehicle & parts dealers .....	305	2 085	9 064	29	11	7	8	2	1	—	—	—	—
4411	Automobile dealers .....	189	1 219	5 826	14	6	3	2	2	1	—	—	—	—
44111	New car dealers .....	157	1 065	5 073	6	—	2	1	2	1	—	—	—	—
441110	New car dealers .....	157	1 065	5 073	6	—	2	1	2	1	—	—	—	—
442	Furniture & home furnishing stores .....	125	540	2 738	13	5	3	2	3	—	—	—	—	—
444	Bldg material & garden equip & supp dealers .....	268	1 386	5 759	32	13	8	8	3	—	—	—	—	—
4441	Building material & supplies dealers .....	188	982	4 103	22	6	8	6	2	—	—	—	—	—
44419	Other building material dealers .....	154	848	3 530	15	2	6	5	2	—	—	—	—	—
444190	Other building material dealers .....	154	848	3 530	15	2	6	5	2	—	—	—	—	—
445	Food & beverage stores .....	546	1 506	6 639	28	8	10	5	2	2	1	—	—	—
4451	Grocery stores .....	447	1 271	5 637	16	5	4	3	1	2	1	—	—	—
44511	Grocery (except convenience) stores .....	426	1 229	5 439	11	2	3	2	1	2	1	—	—	—
445110	Grocery (except convenience) stores .....	426	1 229	5 439	11	2	3	2	1	2	1	—	—	—
446	Health & personal care stores .....	170	671	2 823	16	6	4	3	3	—	—	—	—	—
4461	Health & personal care stores .....	170	671	2 823	16	6	4	3	3	—	—	—	—	—
44611	Pharmacies & drug stores .....	123	504	2 087	8	2	1	2	3	—	—	—	—	—
446110	Pharmacies & drug stores .....	123	504	2 087	8	2	1	2	3	—	—	—	—	—
447	Gasoline stations .....	315	720	3 033	35	13	7	10	5	—	—	—	—	—
4471	Gasoline stations .....	315	720	3 033	35	13	7	10	5	—	—	—	—	—
44711	Gasoline stations with convenience stores .....	252	567	2 364	28	9	6	10	3	—	—	—	—	—
447110	Gasoline stations with convenience stores .....	252	567	2 364	28	9	6	10	3	—	—	—	—	—
448	Clothing & clothing accessories stores .....	191	518	2 073	24	7	10	6	1	—	—	—	—	—
4481	Clothing stores .....	129	331	1 319	16	5	7	3	1	—	—	—	—	—
451	Sporting goods, hobby, book & music stores .....	131	342	1 453	16	4	7	4	1	—	—	—	—	—
4511	Sporting goods, hobby, musical instrument stores .....	103	281	1 237	12	4	3	4	1	—	—	—	—	—
452	General merchandise stores .....	(F)	(D)	(D)	12	5	2	—	—	3	2	—	—	—
4521	Department stores .....	510	2 036	8 307	4	—	—	—	—	2	2	—	—	—
45211	Department stores .....	510	2 036	8 307	4	—	—	—	—	2	2	—	—	—
452110	Department stores .....	510	2 036	8 307	4	—	—	—	—	2	2	—	—	—
453	Miscellaneous store retailers .....	161	435	1 858	24	12	7	3	2	—	—	—	—	—
<b>48-49</b>	<b>Transportation &amp; warehousing</b> .....	<b>301</b>	<b>1 267</b>	<b>5 841</b>	<b>50</b>	<b>34</b>	<b>8</b>	<b>5</b>	<b>2</b>	<b>1</b>	—	—	—	—
484	Truck transportation .....	121	553	2 799	36	28	5	3	—	—	—	—	—	—
485	Transit & ground passenger transportation .....	131	330	1 362	6	2	1	—	2	1	—	—	—	—
<b>51</b>	<b>Information</b> .....	<b>504</b>	<b>4 583</b>	<b>18 826</b>	<b>22</b>	<b>9</b>	<b>2</b>	<b>5</b>	<b>4</b>	<b>1</b>	<b>1</b>	—	—	—
513	Broadcasting & telecommunications .....	395	4 035	16 495	12	3	—	5	3	—	1	—	—	—
5133	Telecommunications .....	289	3 276	13 308	4	—	—	2	1	—	1	—	—	—
51332	Wireless telecom carriers (exc satellite) .....	(E)	(D)	(D)	2	—	—	1	—	—	1	—	—	—
<b>52</b>	<b>Finance &amp; insurance</b> .....	<b>354</b>	<b>2 976</b>	<b>12 852</b>	<b>68</b>	<b>46</b>	<b>10</b>	<b>9</b>	<b>3</b>	—	—	—	—	—
522	Credit intermediation & related activities .....	223	1 942	8 602	24	10	5	6	3	—	—	—	—	—
5221	Depository credit intermediation .....	(C)	(D)	(D)	15	4	2	6	3	—	—	—	—	—
52211	Commercial banking .....	169	1 471	6 332	13	3	2	6	2	—	—	—	—	—
522110	Commercial banking .....	169	1 471	6 332	13	3	2	6	2	—	—	—	—	—
<b>53</b>	<b>Real estate &amp; rental &amp; leasing</b> .....	<b>119</b>	<b>475</b>	<b>2 416</b>	<b>45</b>	<b>37</b>	<b>7</b>	<b>1</b>	—	—	—	—	—	—
<b>54</b>	<b>Professional, scientific &amp; technical services</b> .....	<b>545</b>	<b>3 868</b>	<b>16 941</b>	<b>75</b>	<b>45</b>	<b>17</b>	<b>9</b>	<b>2</b>	<b>1</b>	<b>1</b>	—	—	—
541	Professional, scientific & technical services .....	545	3 868	16 941	75	45	17	9	2	1	1	—	—	—
5411	Legal services .....	112	1 032	4 470	18	6	8	4	—	—	—	—	—	—
5418	Advertising & related services .....	(C)	(D)	(D)	3	2	—	—	—	—	1	—	—	—
54186	Direct mail advertising .....	(C)	(D)	(D)	1	—	—	—	—	—	1	—	—	—
<b>55</b>	<b>Management of companies &amp; enterprises</b> .....	<b>50</b>	<b>265</b>	<b>1 187</b>	<b>4</b>	<b>2</b>	<b>1</b>	—	<b>1</b>	—	—	—	—	—
<b>56</b>	<b>Admin, support, waste mgt, remediation services</b> .....	<b>(E)</b>	<b>(D)</b>	<b>(D)</b>	<b>56</b>	<b>38</b>	<b>13</b>	<b>1</b>	<b>1</b>	<b>3</b>	—	—	—	—
561	Administrative & support services .....	(E)	(D)	(D)	52	36	12	1	1	2	—	—	—	—
5613	Employment services .....	(C)	(D)	(D)	2	—	—	—	—	2	—	—	—	—
56132	Temporary help services .....	(C)	(D)	(D)	2	—	—	—	—	2	—	—	—	—
<b>61</b>	<b>Educational services</b> .....	<b>136</b>	<b>296</b>	<b>1 163</b>	<b>7</b>	<b>3</b>	<b>1</b>	<b>2</b>	—	<b>1</b>	—	—	—	—
611	Educational services .....	136	296	1 163	7	3	1	2	—	1	—	—	—	—

See footnotes at end of table.

**Table 6. Counties—Employees, Payroll, and Establishments by Industry: 2001—Con.**

[Excludes most government employees, railroad employees, and self-employed persons. Size class 1 to 4 includes establishments with payroll, but no employees, during mid-March pay period. (D) denotes figures withheld to avoid disclosing data for individual companies; the data are included in broader industry totals. Detailed industries with 100 or more employees are shown if industry was not a (D). For explanation of terms, abbreviations, and data reliability/comparability, see introductory text]

NAICS code	Industry	Number of employees for week including March 12	Payroll (\$1,000)		Total number of establishments	Number of establishments by employment-size class								
			First quarter	Annual		1 to 4	5 to 9	10 to 19	20 to 49	50 to 99	100 to 249	250 to 499	500 to 999	1,000 or more
<b>DOUGLAS—Con.</b>														
<b>62</b>	<b>Health care and social assistance</b> . . . . .	<b>2 029</b>	<b>12 671</b>	<b>55 689</b>	<b>96</b>	<b>40</b>	<b>32</b>	<b>12</b>	<b>4</b>	<b>4</b>	<b>3</b>		<b>1</b>	
621	Ambulatory health care services . . . . .	529	4 220	22 315	50	27	13	4	4	1	1			
6211	Offices of physicians . . . . .	275	2 817	15 299	9	3	3		1	1	1			
62111	Offices of physicians (exc mental health) . . . . .	275	2 817	15 299	9	3	3		1	1	1			
621111	Offices of physicians (exc mental health) . . . . .	275	2 817	15 299	9	3	3		1	1	1			
6212	Offices of dentists . . . . .	109	738	3 970	13	4	5	3	1					
62121	Offices of dentists . . . . .	109	738	3 970	13	4	5	3	1					
621210	Offices of dentists . . . . .	109	738	3 970	13	4	5	3	1					
622	Hospitals . . . . .	(F)	(D)	(D)	1								1	
6221	General medical & surgical hospitals . . . . .	(F)	(D)	(D)	1								1	
62211	General medical & surgical hospitals . . . . .	(F)	(D)	(D)	1								1	
623	Nursing & residential care facilities . . . . .	666	2 741	11 373	23	2	13	5		1	2			
6231	Nursing care facilities . . . . .	508	2 270	9 383	3					1	2			
62311	Nursing care facilities . . . . .	508	2 270	9 383	3					1	2			
623110	Nursing care facilities . . . . .	508	2 270	9 383	3					1	2			
6232	Residential mental retardation, health facil . . . . .	(C)	(D)	(D)	16		12	4						
62321	Residential mental retardation facilities . . . . .	(C)	(D)	(D)	16		12	4						
624	Social assistance . . . . .	(E)	(D)	(D)	22	11	6	3		2				
6241	Individual & family services . . . . .	(C)	(D)	(D)	10	4	3	1		2				
62419	Other individual & family services . . . . .	114	489	2 072	4		2	1		1				
624190	Other individual & family services . . . . .	114	489	2 072	4		2	1		1				
<b>71</b>	<b>Arts, entertainment &amp; recreation</b> . . . . .	<b>139</b>	<b>372</b>	<b>2 270</b>	<b>25</b>	<b>17</b>	<b>3</b>	<b>3</b>	<b>2</b>					
713	Amusement, gambling & recreation industries . . . . .	118	306	1 939	14	8	1	3	2					
7139	Other amusement & recreation industries . . . . .	(C)	(D)	(D)	12	6	1	3	2					
<b>72</b>	<b>Accommodation &amp; food services</b> . . . . .	<b>1 807</b>	<b>3 559</b>	<b>15 900</b>	<b>101</b>	<b>42</b>	<b>15</b>	<b>11</b>	<b>25</b>	<b>6</b>	<b>2</b>			
721	Accommodation . . . . .	485	1 007	4 003	31	21	3		5		2			
7211	Traveler accommodation . . . . .	483	1 000	3 904	24	14	3		5		2			
72111	Hotels (exc casino hotels) & motels . . . . .	481	996	3 833	18	8	3		5		2			
721110	Hotels (exc casino hotels) & motels . . . . .	481	996	3 833	18	8	3		5		2			
722	Food services & drinking places . . . . .	1 322	2 552	11 897	70	21	12	11	20	6				
7221	Full-service restaurants . . . . .	669	1 363	6 559	31	7	8	5	7	4				
72211	Full-service restaurants . . . . .	669	1 363	6 559	31	7	8	5	7	4				
722110	Full-service restaurants . . . . .	669	1 363	6 559	31	7	8	5	7	4				
7222	Limited-service eating places . . . . .	572	1 034	4 602	28	8	2	4	12	2				
72221	Limited-service eating places . . . . .	572	1 034	4 602	28	8	2	4	12	2				
722211	Limited-service restaurants . . . . .	540	988	4 341	23	4	2	4	11	2				
<b>81</b>	<b>Other services (except public administration)</b> . . . . .	<b>765</b>	<b>2 439</b>	<b>10 622</b>	<b>147</b>	<b>97</b>	<b>25</b>	<b>20</b>	<b>5</b>					
811	Repair & maintenance . . . . .	164	686	3 198	51	39	10	2						
8111	Automotive repair & maintenance . . . . .	110	461	2 187	36	29	6	1						
812	Personal & laundry services . . . . .	125	478	2 018	25	16	4	5						
813	Religious, grantmaking, civic, prof & like organizations . . . . .	476	1 275	5 406	71	42	11	13	5					
8131	Religious organizations . . . . .	289	867	3 582	40	23	4	10	3					
81311	Religious organizations . . . . .	289	867	3 582	40	23	4	10	3					
813110	Religious organizations . . . . .	289	867	3 582	40	23	4	10	3					
8134	Civic & social organizations . . . . .	142	219	852	15	6	4	3	2					
81341	Civic & social organizations . . . . .	142	219	852	15	6	4	3	2					
813410	Civic & social organizations . . . . .	142	219	852	15	6	4	3	2					
<b>99</b>	<b>Unclassified establishments</b> . . . . .	<b>(A)</b>	<b>(D)</b>	<b>(D)</b>	<b>24</b>	<b>23</b>	<b>1</b>							
<b>FARIBAULT</b>														
	<b>Total</b> . . . . .	<b>4 747</b>	<b>24 474</b>	<b>104 126</b>	<b>443</b>	<b>240</b>	<b>97</b>	<b>61</b>	<b>29</b>	<b>9</b>	<b>6</b>	<b>1</b>		
<b>11</b>	<b>Forestry, fishing, hunting, and agriculture support</b> . . . . .	<b>(A)</b>	<b>(D)</b>	<b>(D)</b>	<b>5</b>	<b>3</b>	<b>2</b>							
<b>22</b>	<b>Utilities</b> . . . . .	<b>(B)</b>	<b>(D)</b>	<b>(D)</b>	<b>2</b>		<b>1</b>	<b>1</b>						
<b>23</b>	<b>Construction</b> . . . . .	<b>196</b>	<b>1 271</b>	<b>6 507</b>	<b>52</b>	<b>37</b>	<b>11</b>	<b>2</b>	<b>2</b>					
235	Special trade contractors . . . . .	119	722	3 594	35	26	6	2	1					
<b>31-33</b>	<b>Manufacturing</b> . . . . .	<b>1 487</b>	<b>9 903</b>	<b>42 419</b>	<b>26</b>	<b>4</b>	<b>2</b>	<b>3</b>	<b>9</b>	<b>4</b>	<b>3</b>	<b>1</b>		
311	Food mfg . . . . .	574	3 823	17 591	6	1			2	1	2			
3112	Grain & oilseed milling . . . . .	(C)	(D)	(D)	1						1			
31123	Breakfast cereal manufacturing . . . . .	(C)	(D)	(D)	1						1			
3116	Animal slaughtering & processing . . . . .	(E)	(D)	(D)	2				1		1			
31161	Animal slaughtering & processing . . . . .	(E)	(D)	(D)	2				1		1			
326	Plastics & rubber products mfg . . . . .	(C)	(D)	(D)	2				1	1				
3261	Plastics product mfg . . . . .	(C)	(D)	(D)	2				1	1				
327	Nonmetallic mineral product mfg . . . . .	(C)	(D)	(D)	1						1			
3273	Cement & concrete product mfg . . . . .	(C)	(D)	(D)	1						1			
32739	Other concrete product mfg . . . . .	(C)	(D)	(D)	1						1			
334	Computer & electronic product mfg . . . . .	(E)	(D)	(D)	2			1				1		
3342	Communications equipment mfg . . . . .	(E)	(D)	(D)	1							1		
33422	Radio, TV broadcast & wireless comm equip mfg . . . . .	(E)	(D)	(D)	1							1		

See footnotes at end of table.

**Table 6. Counties—Employees, Payroll, and Establishments by Industry: 2001—Con.**

[Excludes most government employees, railroad employees, and self-employed persons. Size class 1 to 4 includes establishments with payroll, but no employees, during mid-March pay period. (D) denotes figures withheld to avoid disclosing data for individual companies; the data are included in broader industry totals. Detailed industries with 100 or more employees are shown if industry was not a (D). For explanation of terms, abbreviations, and data reliability/comparability, see introductory text]

NAICS code	Industry	Number of employees for week including March 12	Payroll (\$1,000)		Total number of establishments	Number of establishments by employment-size class									
			First quarter	Annual		1 to 4	5 to 9	10 to 19	20 to 49	50 to 99	100 to 249	250 to 499	500 to 999	1,000 or more	
<b>FARIBAULT—Con.</b>															
<b>42</b>	<b>Wholesale trade</b> .....	<b>292</b>	<b>1 664</b>	<b>6 802</b>	<b>30</b>	<b>7</b>	<b>7</b>	<b>14</b>	<b>2</b>	—	—	—	—	—	
421	Wholesale trade, durable goods .....	130	833	3 394	13	3	2	8	—	—	—	—	—	—	
422	Wholesale trade, nondurable goods .....	162	831	3 408	17	4	5	6	2	—	—	—	—	—	
<b>44-45</b>	<b>Retail trade</b> .....	<b>691</b>	<b>2 260</b>	<b>9 214</b>	<b>82</b>	<b>42</b>	<b>20</b>	<b>13</b>	<b>5</b>	<b>1</b>	<b>1</b>	—	—	—	
445	Food & beverage stores .....	201	476	2 055	13	4	4	2	2	1	—	—	—	—	
4451	Grocery stores .....	163	384	1 635	4	—	—	1	2	1	—	—	—	—	
44511	Grocery (except convenience) stores .....	163	384	1 635	4	—	—	1	2	1	—	—	—	—	
445110	Grocery (except convenience) stores .....	163	384	1 635	4	—	—	1	2	1	—	—	—	—	
447	Gasoline stations .....	137	312	1 363	13	4	2	4	3	—	—	—	—	—	
4471	Gasoline stations .....	137	312	1 363	13	4	2	4	3	—	—	—	—	—	
44711	Gasoline stations with convenience stores .....	(C)	(D)	(D)	7	—	1	3	3	—	—	—	—	—	
452	General merchandise stores .....	(C)	(D)	(D)	2	1	—	—	—	—	1	—	—	—	
4521	Department stores .....	(C)	(D)	(D)	1	—	—	—	—	—	1	—	—	—	
45211	Department stores .....	(C)	(D)	(D)	1	—	—	—	—	—	1	—	—	—	
<b>48-49</b>	<b>Transportation &amp; warehousing</b> .....	<b>84</b>	<b>292</b>	<b>1 355</b>	<b>18</b>	<b>14</b>	<b>2</b>	<b>1</b>	<b>1</b>	—	—	—	—	—	
<b>51</b>	<b>Information</b> .....	<b>83</b>	<b>642</b>	<b>2 880</b>	<b>12</b>	<b>7</b>	<b>3</b>	<b>1</b>	<b>1</b>	—	—	—	—	—	
<b>52</b>	<b>Finance &amp; insurance</b> .....	<b>235</b>	<b>1 875</b>	<b>7 552</b>	<b>35</b>	<b>21</b>	<b>6</b>	<b>6</b>	<b>2</b>	—	—	—	—	—	
522	Credit intermediation & related activities .....	184	1 547	6 143	15	2	5	6	2	—	—	—	—	—	
5221	Depository credit intermediation .....	(C)	(D)	(D)	13	1	5	5	2	—	—	—	—	—	
52211	Commercial banking .....	(C)	(D)	(D)	11	1	4	5	1	—	—	—	—	—	
<b>53</b>	<b>Real estate &amp; rental &amp; leasing</b> .....	<b>(A)</b>	<b>(D)</b>	<b>(D)</b>	<b>6</b>	<b>6</b>	—	—	—	—	—	—	—	—	
<b>54</b>	<b>Professional, scientific &amp; technical services</b> .....	<b>107</b>	<b>650</b>	<b>2 561</b>	<b>20</b>	<b>14</b>	<b>3</b>	<b>2</b>	<b>1</b>	—	—	—	—	—	
541	Professional, scientific & technical services .....	107	650	2 561	20	14	3	2	1	—	—	—	—	—	
<b>55</b>	<b>Management of companies &amp; enterprises</b> .....	<b>(A)</b>	<b>(D)</b>	<b>(D)</b>	<b>1</b>	—	—	<b>1</b>	—	—	—	—	—	—	
<b>56</b>	<b>Admin, support, waste mgt, remediation services</b> .....	<b>64</b>	<b>239</b>	<b>1 400</b>	<b>13</b>	<b>8</b>	<b>3</b>	<b>2</b>	—	—	—	—	—	—	
<b>61</b>	<b>Educational services</b> .....	<b>(A)</b>	<b>(D)</b>	<b>(D)</b>	<b>1</b>	—	—	<b>1</b>	—	—	—	—	—	—	
<b>62</b>	<b>Health care and social assistance</b> .....	<b>829</b>	<b>3 882</b>	<b>15 904</b>	<b>39</b>	<b>17</b>	<b>12</b>	<b>4</b>	<b>1</b>	<b>3</b>	<b>2</b>	—	—	—	
622	Hospitals .....	(C)	(D)	(D)	1	—	—	—	—	—	1	—	—	—	
6221	General medical & surgical hospitals .....	(C)	(D)	(D)	1	—	—	—	—	—	1	—	—	—	
62211	General medical & surgical hospitals .....	(C)	(D)	(D)	1	—	—	—	—	—	1	—	—	—	
623	Nursing & residential care facilities .....	530	2 209	9 419	13	2	6	1	—	3	1	—	—	—	
6231	Nursing care facilities .....	396	1 684	7 152	4	1	—	—	—	2	1	—	—	—	
62311	Nursing care facilities .....	396	1 684	7 152	4	1	—	—	—	2	1	—	—	—	
623110	Nursing care facilities .....	396	1 684	7 152	4	1	—	—	—	2	1	—	—	—	
<b>71</b>	<b>Arts, entertainment &amp; recreation</b> .....	<b>23</b>	<b>11</b>	<b>154</b>	<b>6</b>	<b>3</b>	<b>3</b>	—	—	—	—	—	—	—	
<b>72</b>	<b>Accommodation &amp; food services</b> .....	<b>274</b>	<b>422</b>	<b>1 967</b>	<b>22</b>	<b>8</b>	<b>4</b>	<b>6</b>	<b>3</b>	<b>1</b>	—	—	—	—	
722	Food services & drinking places .....	(C)	(D)	(D)	20	8	4	4	3	1	—	—	—	—	
<b>81</b>	<b>Other services (except public administration)</b> .....	<b>312</b>	<b>761</b>	<b>3 142</b>	<b>67</b>	<b>43</b>	<b>18</b>	<b>4</b>	<b>2</b>	—	—	—	—	—	
813	Religious, grantmaking, civic, prof & like organizations .....	253	507	1 979	44	24	14	4	2	—	—	—	—	—	
8131	Religious organizations .....	157	366	1 438	28	18	7	1	2	—	—	—	—	—	
81311	Religious organizations .....	157	366	1 438	28	18	7	1	2	—	—	—	—	—	
813110	Religious organizations .....	157	366	1 438	28	18	7	1	2	—	—	—	—	—	
<b>99</b>	<b>Unclassified establishments</b> .....	<b>(A)</b>	<b>(D)</b>	<b>(D)</b>	<b>6</b>	<b>6</b>	—	—	—	—	—	—	—	—	
<b>FILLMORE</b>															
	<b>Total</b> .....	<b>5 574</b>	<b>25 579</b>	<b>114 033</b>	<b>635</b>	<b>376</b>	<b>141</b>	<b>69</b>	<b>30</b>	<b>11</b>	<b>7</b>	<b>1</b>	—	—	
<b>11</b>	<b>Forestry, fishing, hunting, and agriculture support</b> .....	<b>(A)</b>	<b>(D)</b>	<b>(D)</b>	<b>1</b>	<b>1</b>	—	—	—	—	—	—	—	—	
<b>21</b>	<b>Mining</b> .....	<b>(A)</b>	<b>(D)</b>	<b>(D)</b>	<b>1</b>	—	—	<b>1</b>	—	—	—	—	—	—	
<b>22</b>	<b>Utilities</b> .....	<b>(B)</b>	<b>(D)</b>	<b>(D)</b>	<b>2</b>	—	<b>1</b>	—	—	<b>1</b>	—	—	—	—	
<b>23</b>	<b>Construction</b> .....	<b>311</b>	<b>1 583</b>	<b>9 999</b>	<b>84</b>	<b>61</b>	<b>18</b>	<b>4</b>	<b>1</b>	—	—	—	—	—	
235	Special trade contractors .....	203	940	5 263	62	46	12	4	—	—	—	—	—	—	
<b>31-33</b>	<b>Manufacturing</b> .....	<b>1 191</b>	<b>7 637</b>	<b>31 332</b>	<b>41</b>	<b>16</b>	<b>9</b>	<b>3</b>	<b>8</b>	<b>2</b>	<b>2</b>	<b>1</b>	—	—	
311	Food mfg .....	120	603	2 315	10	3	3	1	3	—	—	—	—	—	
321	Wood product mfg .....	100	777	2 850	5	3	—	—	1	1	—	—	—	—	
326	Plastics & rubber products mfg .....	(C)	(D)	(D)	1	—	—	—	—	—	1	—	—	—	
3261	Plastics product mfg .....	(C)	(D)	(D)	1	—	—	—	—	—	1	—	—	—	
32619	Other plastics product mfg .....	(C)	(D)	(D)	1	—	—	—	—	—	1	—	—	—	
336	Transportation equipment mfg .....	(E)	(D)	(D)	1	—	—	—	—	—	—	1	—	—	
3363	Motor vehicle parts mfg .....	(E)	(D)	(D)	1	—	—	—	—	—	—	1	—	—	
33639	Other motor vehicle parts mfg .....	(E)	(D)	(D)	1	—	—	—	—	—	—	1	—	—	
337	Furniture & related product mfg .....	(C)	(D)	(D)	2	1	—	—	—	—	1	—	—	—	
3372	Office furniture (including fixtures) mfg .....	(C)	(D)	(D)	1	—	—	—	—	—	1	—	—	—	
33721	Office furniture (including fixtures) mfg .....	(C)	(D)	(D)	1	—	—	—	—	—	1	—	—	—	

See footnotes at end of table.

**Table 6. Counties—Employees, Payroll, and Establishments by Industry: 2001—Con.**

[Excludes most government employees, railroad employees, and self-employed persons. Size class 1 to 4 includes establishments with payroll, but no employees, during mid-March pay period. (D) denotes figures withheld to avoid disclosing data for individual companies; the data are included in broader industry totals. Detailed industries with 100 or more employees are shown if industry was not a (D). For explanation of terms, abbreviations, and data reliability/comparability, see introductory text]

NAICS code	Industry	Number of employees for week including March 12	Payroll (\$1,000)		Total number of establishments	Number of establishments by employment-size class									
			First quarter	Annual		1 to 4	5 to 9	10 to 19	20 to 49	50 to 99	100 to 249	250 to 499	500 to 999	1,000 or more	
<b>FILLMORE—Con.</b>															
<b>42</b>	<b>Wholesale trade</b> .....	<b>518</b>	<b>2 722</b>	<b>11 629</b>	<b>32</b>	<b>14</b>	<b>6</b>	<b>7</b>	<b>4</b>	—	<b>1</b>	—	—	—	
421	Wholesale trade, durable goods .....	372	1 969	8 210	13	4	2	4	2	—	1	—	—	—	
4212	Furniture & home furnishing whsle .....	(C)	(D)	(D)	1	—	—	—	—	—	1	—	—	—	
42121	Furniture whsle .....	(C)	(D)	(D)	1	—	—	—	—	—	1	—	—	—	
422	Wholesale trade, nondurable goods .....	146	753	3 419	19	10	4	3	2	—	—	—	—	—	
<b>44-45</b>	<b>Retail trade</b> .....	<b>966</b>	<b>3 509</b>	<b>15 868</b>	<b>122</b>	<b>54</b>	<b>41</b>	<b>18</b>	<b>7</b>	<b>2</b>	—	—	—	—	
444	Bldg material & garden equip & supp dealers .....	169	867	4 317	25	9	12	3	1	—	—	—	—	—	
445	Food & beverage stores .....	340	758	3 097	17	5	4	2	4	2	—	—	—	—	
4451	Grocery stores .....	242	507	2 020	9	1	2	2	2	2	—	—	—	—	
44511	Grocery (except convenience) stores .....	(C)	(D)	(D)	8	1	2	1	2	2	—	—	—	—	
447	Gasoline stations .....	113	303	1 455	17	6	6	5	—	—	—	—	—	—	
4471	Gasoline stations .....	113	303	1 455	17	6	6	5	—	—	—	—	—	—	
<b>48-49</b>	<b>Transportation &amp; warehousing</b> .....	<b>131</b>	<b>675</b>	<b>2 703</b>	<b>22</b>	<b>14</b>	<b>2</b>	<b>6</b>	—	—	—	—	—	—	
<b>51</b>	<b>Information</b> .....	<b>86</b>	<b>469</b>	<b>1 939</b>	<b>9</b>	<b>2</b>	<b>3</b>	<b>3</b>	<b>1</b>	—	—	—	—	—	
<b>52</b>	<b>Finance &amp; insurance</b> .....	<b>243</b>	<b>1 543</b>	<b>8 034</b>	<b>42</b>	<b>27</b>	<b>9</b>	<b>4</b>	<b>2</b>	—	—	—	—	—	
522	Credit intermediation & related activities .....	174	1 133	6 293	14	2	7	3	2	—	—	—	—	—	
5221	Depository credit intermediation .....	(C)	(D)	(D)	13	1	7	3	2	—	—	—	—	—	
52211	Commercial banking .....	(C)	(D)	(D)	11	—	7	3	1	—	—	—	—	—	
<b>53</b>	<b>Real estate &amp; rental &amp; leasing</b> .....	<b>13</b>	<b>27</b>	<b>193</b>	<b>12</b>	<b>11</b>	<b>1</b>	—	—	—	—	—	—	—	
<b>54</b>	<b>Professional, scientific &amp; technical services</b> .....	<b>87</b>	<b>457</b>	<b>2 048</b>	<b>26</b>	<b>21</b>	<b>3</b>	<b>2</b>	—	—	—	—	—	—	
<b>56</b>	<b>Admin, support, waste mgt, remediation services</b> .....	<b>(C)</b>	<b>(D)</b>	<b>(D)</b>	<b>21</b>	<b>15</b>	<b>3</b>	<b>2</b>	—	<b>1</b>	—	—	—	—	
<b>61</b>	<b>Educational services</b> .....	<b>(B)</b>	<b>(D)</b>	<b>(D)</b>	<b>3</b>	<b>1</b>	—	<b>1</b>	<b>1</b>	—	—	—	—	—	
<b>62</b>	<b>Health care and social assistance</b> .....	<b>997</b>	<b>4 107</b>	<b>17 186</b>	<b>49</b>	<b>27</b>	<b>9</b>	<b>3</b>	<b>2</b>	<b>4</b>	<b>4</b>	—	—	—	
621	Ambulatory health care services .....	100	631	2 842	19	10	6	3	—	—	—	—	—	—	
622	Hospitals .....	(C)	(D)	(D)	3	—	1	—	1	1	—	—	—	—	
6221	General medical & surgical hospitals .....	(C)	(D)	(D)	3	—	1	—	1	1	—	—	—	—	
62211	General medical & surgical hospitals .....	(C)	(D)	(D)	3	—	1	—	1	1	—	—	—	—	
623	Nursing & residential care facilities .....	(F)	(D)	(D)	9	3	—	—	1	2	3	—	—	—	
6231	Nursing care facilities .....	455	1 826	7 447	4	—	—	—	—	1	3	—	—	—	
62311	Nursing care facilities .....	455	1 826	7 447	4	—	—	—	—	1	3	—	—	—	
623110	Nursing care facilities .....	455	1 826	7 447	4	—	—	—	—	1	3	—	—	—	
624	Social assistance .....	217	677	2 770	18	14	2	—	—	1	1	—	—	—	
6241	Individual & family services .....	(C)	(D)	(D)	7	5	—	—	—	1	1	—	—	—	
62419	Other individual & family services .....	(C)	(D)	(D)	3	2	—	—	—	—	1	—	—	—	
<b>71</b>	<b>Arts, entertainment &amp; recreation</b> .....	<b>69</b>	<b>192</b>	<b>1 081</b>	<b>15</b>	<b>10</b>	<b>4</b>	—	<b>1</b>	—	—	—	—	—	
<b>72</b>	<b>Accommodation &amp; food services</b> .....	<b>437</b>	<b>648</b>	<b>3 299</b>	<b>64</b>	<b>32</b>	<b>16</b>	<b>12</b>	<b>3</b>	<b>1</b>	—	—	—	—	
722	Food services & drinking places .....	353	522	2 653	50	26	11	10	2	1	—	—	—	—	
7221	Full-service restaurants .....	204	275	1 570	27	15	5	5	1	1	—	—	—	—	
72211	Full-service restaurants .....	204	275	1 570	27	15	5	5	1	1	—	—	—	—	
722110	Full-service restaurants .....	204	275	1 570	27	15	5	5	1	1	—	—	—	—	
<b>81</b>	<b>Other services (except public administration)</b> .....	<b>273</b>	<b>657</b>	<b>2 831</b>	<b>83</b>	<b>64</b>	<b>16</b>	<b>3</b>	—	—	—	—	—	—	
813	Religious, grantmaking, civic, prof & like organizations .....	175	301	1 264	49	35	12	2	—	—	—	—	—	—	
8131	Religious organizations .....	136	235	993	39	29	8	2	—	—	—	—	—	—	
81311	Religious organizations .....	136	235	993	39	29	8	2	—	—	—	—	—	—	
813110	Religious organizations .....	136	235	993	39	29	8	2	—	—	—	—	—	—	
<b>99</b>	<b>Unclassified establishments</b> .....	<b>(A)</b>	<b>(D)</b>	<b>(D)</b>	<b>6</b>	<b>6</b>	—	—	—	—	—	—	—	—	
<b>FREEBORN</b>															
	<b>Total</b> .....	<b>13 123</b>	<b>73 462</b>	<b>300 263</b>	<b>1 041</b>	<b>546</b>	<b>236</b>	<b>136</b>	<b>78</b>	<b>26</b>	<b>12</b>	<b>6</b>	<b>1</b>	—	
<b>11</b>	<b>Forestry, fishing, hunting, and agriculture support</b> .....	<b>(B)</b>	<b>(D)</b>	<b>(D)</b>	<b>7</b>	<b>6</b>	—	<b>1</b>	—	—	—	—	—	—	
<b>21</b>	<b>Mining</b> .....	<b>(A)</b>	<b>(D)</b>	<b>(D)</b>	<b>3</b>	<b>2</b>	<b>1</b>	—	—	—	—	—	—	—	
<b>22</b>	<b>Utilities</b> .....	<b>(B)</b>	<b>(D)</b>	<b>(D)</b>	<b>2</b>	—	—	—	<b>1</b>	<b>1</b>	—	—	—	—	
<b>23</b>	<b>Construction</b> .....	<b>535</b>	<b>3 362</b>	<b>16 914</b>	<b>108</b>	<b>68</b>	<b>26</b>	<b>10</b>	<b>4</b>	—	—	—	—	—	
233	Building, developing & general contracting .....	153	858	3 911	30	18	7	4	1	—	—	—	—	—	
235	Special trade contractors .....	332	2 109	9 528	71	47	17	4	3	—	—	—	—	—	
2351	Plumbing, heating & AC contractor .....	103	709	3 032	15	10	2	2	1	—	—	—	—	—	
23511	Plumbing, heating & AC contractor .....	103	709	3 032	15	10	2	2	1	—	—	—	—	—	
235110	Plumbing, heating & AC contractor .....	103	709	3 032	15	10	2	2	1	—	—	—	—	—	

See footnotes at end of table.

**Table 6. Counties—Employees, Payroll, and Establishments by Industry: 2001—Con.**

[Excludes most government employees, railroad employees, and self-employed persons. Size class 1 to 4 includes establishments with payroll, but no employees, during mid-March pay period. (D) denotes figures withheld to avoid disclosing data for individual companies; the data are included in broader industry totals. Detailed industries with 100 or more employees are shown if industry was not a (D). For explanation of terms, abbreviations, and data reliability/comparability, see introductory text]

NAICS code	Industry	Number of employees for week including March 12	Payroll (\$1,000)		Total number of establishments	Number of establishments by employment-size class								
			First quarter	Annual		1 to 4	5 to 9	10 to 19	20 to 49	50 to 99	100 to 249	250 to 499	500 to 999	1,000 or more
<b>FREEBORN—Con.</b>														
<b>31-33</b>	<b>Manufacturing</b>	<b>3 016</b>	<b>24 142</b>	<b>93 085</b>	<b>66</b>	<b>15</b>	<b>12</b>	<b>11</b>	<b>17</b>	<b>2</b>	<b>5</b>	<b>4</b>	—	—
311	Food mfg	1 198	9 560	37 137	9	1	2	1	1	—	2	2	—	—
3112	Grain & oilseed milling	(C)	(D)	(D)	1	—	—	—	—	—	1	—	—	—
31122	Starch & vegetable fats & oils mfg	(C)	(D)	(D)	1	—	—	—	—	—	1	—	—	—
3116	Animal slaughtering & processing	(F)	(D)	(D)	3	—	1	—	—	—	—	2	—	—
31161	Animal slaughtering & processing	(F)	(D)	(D)	3	—	1	—	—	—	—	2	—	—
3119	Other food mfg	(C)	(D)	(D)	1	—	—	—	—	—	1	—	—	—
31199	All other food mfg	(C)	(D)	(D)	1	—	—	—	—	—	1	—	—	—
314	Textile product mills	(C)	(D)	(D)	2	1	—	—	—	—	1	—	—	—
3149	Other textile product mills	(C)	(D)	(D)	2	1	—	—	—	—	1	—	—	—
31499	All other textile product mills	(C)	(D)	(D)	1	—	—	—	—	—	1	—	—	—
321	Wood product mfg	196	1 269	5 074	7	—	4	1	—	2	—	—	—	—
3219	Other wood product mfg	(C)	(D)	(D)	6	—	4	1	—	1	—	—	—	—
32192	Wood container & pallet mfg	(C)	(D)	(D)	5	—	3	1	—	1	—	—	—	—
322	Paper mfg	(C)	(D)	(D)	2	—	—	1	—	—	1	—	—	—
3222	Converted paper product mfg	(C)	(D)	(D)	2	—	—	1	—	—	1	—	—	—
32221	Paperboard container mfg	(C)	(D)	(D)	1	—	—	—	—	—	1	—	—	—
326	Plastics & rubber products mfg	105	666	2 731	7	2	1	1	3	—	—	—	—	—
3261	Plastics product mfg	105	666	2 731	7	2	1	1	3	—	—	—	—	—
331	Primary metal mfg	(C)	(D)	(D)	1	—	—	—	—	—	1	—	—	—
3315	Foundries	(C)	(D)	(D)	1	—	—	—	—	—	1	—	—	—
33152	Nonferrous metal foundries	(C)	(D)	(D)	1	—	—	—	—	—	1	—	—	—
332	Fabricated metal product mfg	469	3 544	13 716	13	4	1	2	5	—	—	1	—	—
3327	Mach shops, turn prod, screw, nut, bolt mfg	(E)	(D)	(D)	5	2	—	2	—	—	—	1	—	—
33271	Machine shops	(E)	(D)	(D)	5	2	—	2	—	—	—	1	—	—
333	Machinery mfg	239	2 542	8 253	11	1	1	3	6	—	—	—	—	—
3335	Metalworking machinery mfg	109	1 656	4 935	4	—	—	1	3	—	—	—	—	—
33351	Metalworking machinery mfg	109	1 656	4 935	4	—	—	1	3	—	—	—	—	—
337	Furniture & related product mfg	(E)	(D)	(D)	2	1	—	—	—	—	—	1	—	—
3372	Office furniture (including fixtures) mfg	(E)	(D)	(D)	1	—	—	—	—	—	—	1	—	—
33721	Office furniture (including fixtures) mfg	(E)	(D)	(D)	1	—	—	—	—	—	—	1	—	—
<b>42</b>	<b>Wholesale trade</b>	<b>671</b>	<b>4 432</b>	<b>18 848</b>	<b>72</b>	<b>31</b>	<b>17</b>	<b>14</b>	<b>10</b>	—	—	—	—	—
421	Wholesale trade, durable goods	360	2 442	10 371	42	21	8	8	5	—	—	—	—	—
4211	Motor vehicle, motor vehicle pt & supply whsle	174	1 389	6 241	9	2	—	3	4	—	—	—	—	—
4218	Machinery, equipment & supplies whsle	117	581	2 467	16	7	6	2	1	—	—	—	—	—
422	Wholesale trade, nondurable goods	311	1 990	8 477	30	10	9	6	5	—	—	—	—	—
4224	Grocery & related product whsle	142	926	3 765	7	2	—	1	4	—	—	—	—	—
<b>44-45</b>	<b>Retail trade</b>	<b>2 138</b>	<b>8 954</b>	<b>38 708</b>	<b>181</b>	<b>84</b>	<b>48</b>	<b>32</b>	<b>10</b>	<b>3</b>	<b>4</b>	—	—	—
441	Motor vehicle & parts dealers	320	2 206	9 167	20	6	3	7	3	1	—	—	—	—
4411	Automobile dealers	204	1 497	6 197	9	5	—	—	3	1	—	—	—	—
44111	New car dealers	199	1 480	6 165	6	2	—	—	3	1	—	—	—	—
441110	New car dealers	199	1 480	6 165	6	2	—	—	3	1	—	—	—	—
444	Bldg material & garden equip & supp dealers	187	877	4 590	24	10	8	4	2	—	—	—	—	—
4441	Building material & supplies dealers	111	497	2 383	16	9	3	3	1	—	—	—	—	—
445	Food & beverage stores	381	1 325	5 641	27	19	4	2	—	—	2	—	—	—
4451	Grocery stores	316	1 161	5 035	7	4	—	1	—	—	2	—	—	—
44511	Grocery (except convenience) stores	316	1 161	5 035	7	4	—	1	—	—	2	—	—	—
445110	Grocery (except convenience) stores	316	1 161	5 035	7	4	—	1	—	—	2	—	—	—
447	Gasoline stations	342	1 133	4 649	28	6	12	9	—	—	1	—	—	—
4471	Gasoline stations	342	1 133	4 649	28	6	12	9	—	—	1	—	—	—
44711	Gasoline stations with convenience stores	148	440	1 901	18	3	8	7	—	—	—	—	—	—
447110	Gasoline stations with convenience stores	148	440	1 901	18	3	8	7	—	—	—	—	—	—
44719	Other gasoline stations	194	693	2 748	10	3	4	2	—	—	1	—	—	—
447190	Other gasoline stations	194	693	2 748	10	3	4	2	—	—	1	—	—	—
448	Clothing & clothing accessories stores	100	283	1 195	14	5	7	1	1	—	—	—	—	—
452	General merchandise stores	482	1 686	7 566	6	—	1	—	2	2	1	—	—	—
4521	Department stores	(E)	(D)	(D)	2	—	—	—	—	1	1	—	—	—
45211	Department stores	(E)	(D)	(D)	2	—	—	—	—	1	1	—	—	—
4529	Other general merchandise stores	(C)	(D)	(D)	4	—	1	—	2	1	—	—	—	—
45299	All other general merchandise stores	(C)	(D)	(D)	4	—	1	—	2	1	—	—	—	—
<b>48-49</b>	<b>Transportation &amp; warehousing</b>	<b>400</b>	<b>1 878</b>	<b>7 644</b>	<b>47</b>	<b>27</b>	<b>13</b>	<b>3</b>	<b>3</b>	—	<b>1</b>	—	—	—
484	Truck transportation	138	731	3 072	29	18	7	3	1	—	—	—	—	—
4841	General freight trucking	117	648	2 477	22	13	5	3	1	—	—	—	—	—
488	Transportation support activities	174	746	2 897	11	6	4	—	—	—	1	—	—	—
4884	Road transportation support activities	(C)	(D)	(D)	6	3	2	—	—	—	1	—	—	—
48841	Motor vehicle towing	(C)	(D)	(D)	5	2	2	—	—	—	1	—	—	—
<b>51</b>	<b>Information</b>	<b>115</b>	<b>595</b>	<b>2 494</b>	<b>13</b>	<b>7</b>	<b>2</b>	<b>1</b>	<b>3</b>	—	—	—	—	—

See footnotes at end of table.

**Table 6. Counties—Employees, Payroll, and Establishments by Industry: 2001—Con.**

[Excludes most government employees, railroad employees, and self-employed persons. Size class 1 to 4 includes establishments with payroll, but no employees, during mid-March pay period. (D) denotes figures withheld to avoid disclosing data for individual companies; the data are included in broader industry totals. Detailed industries with 100 or more employees are shown if industry was not a (D). For explanation of terms, abbreviations, and data reliability/comparability, see introductory text]

NAICS code	Industry	Number of employees for week including March 12	Payroll (\$1,000)		Total number of establishments	Number of establishments by employment-size class								
			First quarter	Annual		1 to 4	5 to 9	10 to 19	20 to 49	50 to 99	100 to 249	250 to 499	500 to 999	1,000 or more
<b>FREEBORN—Con.</b>														
<b>52</b>	<b>Finance &amp; insurance</b> .....	<b>470</b>	<b>3 938</b>	<b>15 273</b>	<b>73</b>	<b>47</b>	<b>13</b>	<b>8</b>	<b>4</b>	<b>1</b>	—	—	—	—
522	Credit intermediation & related activities .....	299	2 419	9 508	28	9	10	6	2	1	—	—	—	—
5221	Depository credit intermediation .....	287	2 274	8 780	24	6	9	6	2	1	—	—	—	—
52211	Commercial banking .....	245	2 054	7 781	16	2	7	4	2	1	—	—	—	—
522110	Commercial banking .....	245	2 054	7 781	16	2	7	4	2	1	—	—	—	—
524	Insurance carriers & related activities .....	111	757	3 099	29	25	1	2	1	—	—	—	—	—
5242	Agencies & other insurance related activities ...	(C)	(D)	(D)	27	23	1	2	1	—	—	—	—	—
<b>53</b>	<b>Real estate &amp; rental &amp; leasing</b> .....	<b>85</b>	<b>207</b>	<b>874</b>	<b>21</b>	<b>16</b>	<b>2</b>	<b>3</b>	—	—	—	—	—	—
<b>54</b>	<b>Professional, scientific &amp; technical services</b> .....	<b>257</b>	<b>1 679</b>	<b>8 141</b>	<b>51</b>	<b>30</b>	<b>10</b>	<b>10</b>	<b>1</b>	—	—	—	—	—
541	Professional, scientific & technical services .....	257	1 679	8 141	51	30	10	10	1	—	—	—	—	—
<b>55</b>	<b>Management of companies &amp; enterprises</b> ..	<b>17</b>	<b>122</b>	<b>520</b>	<b>3</b>	<b>1</b>	<b>2</b>	—	—	—	—	—	—	—
<b>56</b>	<b>Admin, support, waste mgt, remediation services</b> .....	<b>586</b>	<b>3 392</b>	<b>13 277</b>	<b>37</b>	<b>20</b>	<b>10</b>	<b>1</b>	<b>1</b>	<b>4</b>	<b>1</b>	—	—	—
561	Administrative & support services .....	(E)	(D)	(D)	33	18	9	1	1	3	1	—	—	—
5613	Employment services .....	(E)	(D)	(D)	3	—	—	—	—	2	1	—	—	—
56132	Temporary help services .....	(E)	(D)	(D)	3	—	—	—	—	2	1	—	—	—
562	Waste management & remediation services .....	(C)	(D)	(D)	4	2	1	—	—	1	—	—	—	—
5621	Waste collection .....	(C)	(D)	(D)	3	1	1	—	—	1	—	—	—	—
56211	Waste collection .....	(C)	(D)	(D)	3	1	1	—	—	1	—	—	—	—
<b>61</b>	<b>Educational services</b> .....	<b>(A)</b>	<b>(D)</b>	<b>(D)</b>	<b>5</b>	<b>3</b>	<b>2</b>	—	—	—	—	—	—	—
<b>62</b>	<b>Health care and social assistance</b> .....	<b>2 310</b>	<b>14 371</b>	<b>57 600</b>	<b>82</b>	<b>38</b>	<b>27</b>	<b>7</b>	—	<b>6</b>	<b>1</b>	<b>2</b>	<b>1</b>	—
621	Ambulatory health care services .....	136	1 062	5 182	33	20	11	2	—	—	—	—	—	—
622	Hospitals .....	(F)	(D)	(D)	1	—	—	—	—	—	—	—	1	—
6221	General medical & surgical hospitals .....	(F)	(D)	(D)	1	—	—	—	—	—	—	—	1	—
62211	General medical & surgical hospitals .....	(F)	(D)	(D)	1	—	—	—	—	—	—	—	1	—
623	Nursing & residential care facilities .....	1 064	4 635	19 042	25	1	14	4	—	3	1	2	—	—
6231	Nursing care facilities .....	749	3 256	13 365	5	—	1	1	—	—	1	2	—	—
62311	Nursing care facilities .....	749	3 256	13 365	5	—	1	1	—	—	1	2	—	—
623110	Nursing care facilities .....	749	3 256	13 365	5	—	1	1	—	—	1	2	—	—
6232	Residential mental retardation, health facil .....	(E)	(D)	(D)	17	1	10	3	—	3	—	—	—	—
62321	Residential mental retardation facilities .....	189	698	2 894	12	1	6	3	—	2	—	—	—	—
623210	Residential mental retardation facilities .....	189	698	2 894	12	1	6	3	—	2	—	—	—	—
62322	Residential mental health, subst abuse facil ..	(C)	(D)	(D)	5	—	4	—	—	1	—	—	—	—
624	Social assistance .....	(E)	(D)	(D)	23	17	2	1	—	3	—	—	—	—
6241	Individual & family services .....	(C)	(D)	(D)	10	7	2	—	—	1	—	—	—	—
62412	Services for elderly & disabled persons .....	114	186	790	3	—	2	—	—	1	—	—	—	—
624120	Services for elderly & disabled persons .....	114	186	790	3	—	2	—	—	1	—	—	—	—
<b>71</b>	<b>Arts, entertainment &amp; recreation</b> .....	<b>(B)</b>	<b>(D)</b>	<b>(D)</b>	<b>19</b>	<b>15</b>	<b>2</b>	<b>2</b>	—	—	—	—	—	—
<b>72</b>	<b>Accommodation &amp; food services</b> .....	<b>1 301</b>	<b>2 161</b>	<b>9 507</b>	<b>89</b>	<b>36</b>	<b>12</b>	<b>17</b>	<b>18</b>	<b>6</b>	—	—	—	—
721	Accommodation .....	112	226	874	10	7	—	1	1	1	—	—	—	—
7211	Traveler accommodation .....	(C)	(D)	(D)	9	6	—	1	1	1	—	—	—	—
72111	Hotels (exc casino hotels) & motels .....	(C)	(D)	(D)	9	6	—	1	1	1	—	—	—	—
722	Food services & drinking places .....	1 189	1 935	8 633	79	29	12	16	17	5	—	—	—	—
7221	Full-service restaurants .....	428	693	3 374	34	16	5	5	7	1	—	—	—	—
72211	Full-service restaurants .....	428	693	3 374	34	16	5	5	7	1	—	—	—	—
722110	Full-service restaurants .....	428	693	3 374	34	16	5	5	7	1	—	—	—	—
7222	Limited-service eating places .....	655	1 067	4 692	31	9	2	6	10	4	—	—	—	—
72221	Limited-service eating places .....	655	1 067	4 692	31	9	2	6	10	4	—	—	—	—
722211	Limited-service restaurants .....	548	840	3 773	21	5	—	3	10	3	—	—	—	—
7224	Drinking places (alcoholic beverages) .....	106	175	567	14	4	5	5	—	—	—	—	—	—
72241	Drinking places (alcoholic beverages) .....	106	175	567	14	4	5	5	—	—	—	—	—	—
722410	Drinking places (alcoholic beverages) .....	106	175	567	14	4	5	5	—	—	—	—	—	—
<b>81</b>	<b>Other services (except public administration)</b> .....	<b>969</b>	<b>2 371</b>	<b>9 463</b>	<b>148</b>	<b>88</b>	<b>36</b>	<b>16</b>	<b>5</b>	<b>3</b>	—	—	—	—
811	Repair & maintenance .....	203	803	3 089	47	34	10	2	1	—	—	—	—	—
8111	Automotive repair & maintenance .....	163	619	2 331	36	26	7	2	1	—	—	—	—	—
812	Personal & laundry services .....	151	458	1 858	27	13	9	5	—	—	—	—	—	—
813	Religious, grantmaking, civic, prof & like organizations .....	615	1 110	4 516	74	41	17	9	4	3	—	—	—	—
8131	Religious organizations .....	246	609	2 406	45	27	10	6	2	—	—	—	—	—
81311	Religious organizations .....	246	609	2 406	45	27	10	6	2	—	—	—	—	—
813110	Religious organizations .....	246	609	2 406	45	27	10	6	2	—	—	—	—	—
8134	Civic & social organizations .....	311	344	1 432	13	3	4	1	2	3	—	—	—	—
81341	Civic & social organizations .....	311	344	1 432	13	3	4	1	2	3	—	—	—	—
813410	Civic & social organizations .....	311	344	1 432	13	3	4	1	2	3	—	—	—	—
<b>95</b>	<b>Auxiliaries (exc corporate, subsidiary &amp; regional mgt)</b> .....	<b>(B)</b>	<b>(D)</b>	<b>(D)</b>	<b>1</b>	—	—	—	—	1	—	—	—	—
<b>99</b>	<b>Unclassified establishments</b> .....	<b>(B)</b>	<b>(D)</b>	<b>(D)</b>	<b>13</b>	<b>12</b>	<b>1</b>	—	—	—	—	—	—	—

See footnotes at end of table.

**Table 6. Counties—Employees, Payroll, and Establishments by Industry: 2001—Con.**

[Excludes most government employees, railroad employees, and self-employed persons. Size class 1 to 4 includes establishments with payroll, but no employees, during mid-March pay period. (D) denotes figures withheld to avoid disclosing data for individual companies; the data are included in broader industry totals. Detailed industries with 100 or more employees are shown if industry was not a (D). For explanation of terms, abbreviations, and data reliability/comparability, see introductory text]

NAICS code	Industry	Number of employees for week including March 12	Payroll (\$1,000)		Total number of establishments	Number of establishments by employment-size class									
			First quarter	Annual		1 to 4	5 to 9	10 to 19	20 to 49	50 to 99	100 to 249	250 to 499	500 to 999	1,000 or more	
	<b>GOODHUE</b>														
	<b>Total</b> .....	<b>19 561</b>	<b>127 868</b>	<b>513 740</b>	<b>1 285</b>	<b>692</b>	<b>239</b>	<b>194</b>	<b>92</b>	<b>33</b>	<b>29</b>	<b>3</b>	<b>1</b>	<b>2</b>	
11	Forestry, fishing, hunting, and agriculture support .....	(A)	(D)	(D)	3	3	—	—	—	—	—	—	—	—	
21	Mining .....	(A)	(D)	(D)	2	1	—	1	—	—	—	—	—	—	
22	Utilities .....	(E)	(D)	(D)	5	1	—	1	2	—	1	—	—	—	
221	Utilities .....	(E)	(D)	(D)	5	1	—	1	2	—	1	—	—	—	
22111	Elec pwr generation, transmsn & distribution .....	(E)	(D)	(D)	5	1	—	1	2	—	1	—	—	—	
	Electric power generation .....	(E)	(D)	(D)	2	—	—	—	1	—	1	—	—	—	
23	Construction .....	739	4 816	26 268	151	107	22	16	5	—	1	—	—	—	
233	Building, developing & general contracting .....	149	918	6 085	37	27	6	3	1	—	—	—	—	—	
2332	Residential building construction .....	(C)	(D)	(D)	30	22	6	2	—	—	—	—	—	—	
235	Special trade contractors .....	534	3 578	17 408	105	76	15	9	4	—	1	—	—	—	
2351	Plumbing, heating & AC contractor .....	253	1 930	8 867	24	15	3	3	2	—	1	—	—	—	
23511	Plumbing, heating & AC contractor .....	253	1 930	8 867	24	15	3	3	2	—	1	—	—	—	
235110	Plumbing, heating & AC contractor .....	253	1 930	8 867	24	15	3	3	2	—	1	—	—	—	
2353	Electrical contractors .....	112	884	3 986	15	5	7	2	1	—	—	—	—	—	
23531	Electrical contractors .....	112	884	3 986	15	5	7	2	1	—	—	—	—	—	
235310	Electrical contractors .....	112	884	3 986	15	5	7	2	1	—	—	—	—	—	
31-33	Manufacturing .....	4 903	40 983	159 516	82	26	7	14	14	7	11	2	—	1	
311	Food mfg .....	677	6 123	22 838	17	5	1	1	6	2	2	—	—	—	
3112	Grain & oilseed milling .....	(C)	(D)	(D)	2	—	—	—	1	1	—	—	—	—	
3115	Dairy product mfg .....	342	3 707	13 021	3	—	—	—	1	—	2	—	—	—	
31151	Dairy product (exc frozen) mfg .....	342	3 707	13 021	3	—	—	—	1	—	2	—	—	—	
3118	Bakeries & tortilla mfg .....	100	349	1 470	5	1	—	1	3	—	—	—	—	—	
316	Leather & allied product mfg .....	(G)	(D)	(D)	3	—	—	—	—	—	1	1	—	1	
3161	Leather & hide tanning & finishing .....	(E)	(D)	(D)	1	—	—	—	—	—	—	1	—	—	
31611	Leather & hide tanning & finishing .....	(E)	(D)	(D)	1	—	—	—	—	—	—	1	—	—	
3162	Footwear mfg .....	(G)	(D)	(D)	1	—	—	—	—	—	—	—	—	1	
31621	Footwear mfg .....	(G)	(D)	(D)	1	—	—	—	—	—	—	—	—	1	
3169	Other leather & allied product mfg .....	(C)	(D)	(D)	1	—	—	—	—	—	1	—	—	—	
31699	Other leather & allied product mfg .....	(C)	(D)	(D)	1	—	—	—	—	—	1	—	—	—	
321	Wood product mfg .....	(C)	(D)	(D)	7	3	1	2	—	1	—	—	—	—	
3219	Other wood product mfg .....	(C)	(D)	(D)	5	2	1	1	—	1	—	—	—	—	
323	Printing & related support activities .....	291	2 364	9 235	5	1	1	—	1	1	1	—	—	—	
3231	Printing & related support activities .....	291	2 364	9 235	5	1	1	—	1	1	1	—	—	—	
32311	Printing .....	291	2 364	9 235	5	1	1	—	1	1	1	—	—	—	
326	Plastics & rubber products mfg .....	514	4 083	13 415	4	1	—	—	—	1	2	—	—	—	
3261	Plastics product mfg .....	(E)	(D)	(D)	3	1	—	—	—	1	1	—	—	—	
32619	Other plastics product mfg .....	(C)	(D)	(D)	2	1	—	—	—	—	1	—	—	—	
3262	Rubber product mfg .....	(C)	(D)	(D)	1	—	—	—	—	—	1	—	—	—	
32629	Other rubber product mfg .....	(C)	(D)	(D)	1	—	—	—	—	—	1	—	—	—	
327	Nonmetallic mineral product mfg .....	140	1 232	5 858	9	2	1	3	3	—	—	—	—	—	
332	Fabricated metal product mfg .....	370	2 806	11 056	9	4	2	—	2	—	—	1	—	—	
3326	Spring & wire product mfg .....	(E)	(D)	(D)	2	—	—	—	1	—	—	1	—	—	
33261	Spring & wire product mfg .....	(E)	(D)	(D)	2	—	—	—	1	—	—	1	—	—	
333	Machinery mfg .....	196	1 518	6 462	5	1	—	1	1	1	1	—	—	—	
3335	Metalworking machinery mfg .....	196	1 518	6 462	5	1	—	1	1	1	1	—	—	—	
33351	Metalworking machinery mfg .....	196	1 518	6 462	5	1	—	1	1	1	1	—	—	—	
336	Transportation equipment mfg .....	175	1 341	4 851	4	1	—	1	—	1	1	—	—	—	
3369	Other transportation equipment mfg .....	(C)	(D)	(D)	1	—	—	—	—	—	1	—	—	—	
33699	Other transportation equipment mfg .....	(C)	(D)	(D)	1	—	—	—	—	—	1	—	—	—	
337	Furniture & related product mfg .....	(C)	(D)	(D)	6	3	1	1	—	—	1	—	—	—	
3371	HH & institutional furniture & kitchen cabinet mfg .....	(C)	(D)	(D)	4	2	—	1	—	—	1	—	—	—	
33712	Household & institutional furniture mfg .....	(C)	(D)	(D)	3	2	—	—	—	—	1	—	—	—	
339	Miscellaneous mfg .....	407	3 350	13 207	9	2	—	4	1	—	2	—	—	—	
3399	Other miscellaneous mfg .....	334	2 480	10 051	5	1	—	2	—	—	2	—	—	—	
33992	Sporting & athletic goods mfg .....	(C)	(D)	(D)	1	—	—	—	—	—	1	—	—	—	
33999	All other misc mfg .....	(C)	(D)	(D)	3	1	—	1	—	—	1	—	—	—	
42	Wholesale trade .....	973	7 224	33 605	63	35	9	7	7	2	3	—	—	—	
421	Wholesale trade, durable goods .....	210	1 381	6 674	35	23	5	3	4	—	—	—	—	—	
4218	Machinery, equipment & supplies whsle .....	121	822	3 713	16	9	3	1	3	—	—	—	—	—	
422	Wholesale trade, nondurable goods .....	763	5 843	26 931	28	12	4	4	3	2	3	—	—	—	
4225	Farm product raw material whsle .....	345	2 161	9 543	12	3	2	2	3	1	1	—	—	—	
42251	Grain & field bean whsle .....	(C)	(D)	(D)	10	3	1	2	3	—	1	—	—	—	
4229	Miscellaneous nondurable goods whsle .....	(E)	(D)	(D)	9	5	—	2	—	—	2	—	—	—	
42299	Other miscellaneous nondurable goods whsle .....	(E)	(D)	(D)	4	1	—	1	—	—	2	—	—	—	

See footnotes at end of table.

**Table 6. Counties—Employees, Payroll, and Establishments by Industry: 2001—Con.**

[Excludes most government employees, railroad employees, and self-employed persons. Size class 1 to 4 includes establishments with payroll, but no employees, during mid-March pay period. (D) denotes figures withheld to avoid disclosing data for individual companies; the data are included in broader industry totals. Detailed industries with 100 or more employees are shown if industry was not a (D). For explanation of terms, abbreviations, and data reliability/comparability, see introductory text]

NAICS code	Industry	Number of employees for week including March 12	Payroll (\$1,000)		Total number of establishments	Number of establishments by employment-size class																		
			First quarter	Annual		1 to 4	5 to 9	10 to 19	20 to 49	50 to 99	100 to 249	250 to 499	500 to 999	1,000 or more										
<b>GOODHUE—Con.</b>																								
<b>44-45</b>	<b>Retail trade</b>	<b>2 434</b>	<b>9 538</b>	<b>40 208</b>	<b>247</b>	<b>103</b>	<b>65</b>	<b>55</b>	<b>18</b>	<b>4</b>	<b>2</b>													
441	Motor vehicle & parts dealers	376	2 407	10 952	40	17	10	9	4															
4411	Automobile dealers	213	1 489	6 815	16	8	2	2	4															
44111	New car dealers	204	1 467	6 758	12	4	2	2	4															
441110	New car dealers	204	1 467	6 758	12	4	2	2	4															
4413	Automotive parts, accessories & tire stores	126	758	3 235	18	6	7	5																
444	Bldg material & garden equip & supp dealers	238	1 077	4 940	27	9	7	8	3															
4441	Building material & supplies dealers	185	814	3 760	21	7	6	5	3															
445	Food & beverage stores	545	1 785	7 587	30	8	8	7	3	3	1													
4451	Grocery stores	(E)	(D)	(D)	14	3	3	2	2	3	1													
44511	Grocery (except convenience) stores	406	1 270	5 316	13	2	3	2	2	3	1													
445110	Grocery (except convenience) stores	406	1 270	5 316	13	2	3	2	2	3	1													
4453	Beer, wine & liquor stores	110	459	2 034	10	2	3	4	1															
44531	Beer, wine & liquor stores	110	459	2 034	10	2	3	4	1															
445310	Beer, wine & liquor stores	110	459	2 034	10	2	3	4	1															
446	Health & personal care stores	178	697	2 555	14	3	2	7	2															
4461	Health & personal care stores	178	697	2 555	14	3	2	7	2															
44611	Pharmacies & drug stores	146	626	2 289	9	1		6	2															
446110	Pharmacies & drug stores	146	626	2 289	9	1		6	2															
447	Gasoline stations	346	1 019	4 148	29	6	7	13	2	1														
4471	Gasoline stations	346	1 019	4 148	29	6	7	13	2	1														
44711	Gasoline stations with convenience stores	241	631	2 698	21	3	6	10	2															
447110	Gasoline stations with convenience stores	241	631	2 698	21	3	6	10	2															
44719	Other gasoline stations	105	388	1 450	8	3	1	3		1														
447190	Other gasoline stations	105	388	1 450	8	3	1	3		1														
448	Clothing & clothing accessories stores	179	565	2 074	27	15	9	2	1															
4481	Clothing stores	103	269	1 005	13	7	4	1	1															
452	General merchandise stores	155	497	1 949	6	1	3	1			1													
4521	Department stores	(C)	(D)	(D)	1						1													
45211	Department stores	(C)	(D)	(D)	1						1													
453	Miscellaneous store retailers	159	414	1 716	29	17	9	2	1															
4532	Office supplies, stationery & gift stores	(C)	(D)	(D)	15	8	4	2	1															
45322	Gift, novelty & souvenir stores	105	285	1 172	14	7	4	2	1															
453220	Gift, novelty & souvenir stores	105	285	1 172	14	7	4	2	1															
<b>48-49</b>	<b>Transportation &amp; warehousing</b>	<b>451</b>	<b>2 879</b>	<b>12 522</b>	<b>49</b>	<b>39</b>	<b>4</b>	<b>3</b>	<b>1</b>	<b>1</b>	<b>1</b>													
484	Truck transportation	286	2 343	10 366	34	29	3	1			1													
4841	General freight trucking	256	2 196	9 753	15	11	2	1			1													
48412	General freight trucking, long-distance	(C)	(D)	(D)	6	4		1			1													
485	Transit & ground passenger transportation	(C)	(D)	(D)	5	2		1	1	1														
4854	School & employee bus transportation	126	334	1 389	4	1		1	1	1														
48541	School & employee bus transportation	126	334	1 389	4	1		1	1	1														
485410	School & employee bus transportation	126	334	1 389	4	1		1	1	1														
<b>51</b>	<b>Information</b>	<b>234</b>	<b>1 468</b>	<b>6 300</b>	<b>20</b>	<b>10</b>	<b>5</b>	<b>1</b>	<b>3</b>	<b>1</b>														
511	Publishing industries	156	918	4 017	5	1	1		2	1														
5111	Newspaper, periodical, book, database publishers	(C)	(D)	(D)	4	1	1		1	1														
<b>52</b>	<b>Finance &amp; insurance</b>	<b>453</b>	<b>3 710</b>	<b>14 559</b>	<b>63</b>	<b>38</b>	<b>7</b>	<b>12</b>	<b>6</b>															
522	Credit intermediation & related activities	303	2 736	10 622	21	4	3	9	5															
5221	Depository credit intermediation	(E)	(D)	(D)	18	3	1	9	5															
52211	Commercial banking	279	2 485	9 679	16	2	1	8	5															
522110	Commercial banking	279	2 485	9 679	16	2	1	8	5															
524	Insurance carriers & related activities	133	713	3 025	37	30	3	3	1															
5242	Agencies & other insurance related activities	(C)	(D)	(D)	33	26	3	3	1															
52421	Insurance agencies & brokerages	108	541	2 133	30	24	3	2	1															
524210	Insurance agencies & brokerages	108	541	2 133	30	24	3	2	1															
<b>53</b>	<b>Real estate &amp; rental &amp; leasing</b>	<b>106</b>	<b>409</b>	<b>1 787</b>	<b>40</b>	<b>34</b>	<b>4</b>	<b>2</b>																
<b>54</b>	<b>Professional, scientific &amp; technical services</b>	<b>463</b>	<b>3 550</b>	<b>15 358</b>	<b>87</b>	<b>57</b>	<b>22</b>	<b>3</b>	<b>4</b>	<b>1</b>														
541	Professional, scientific & technical services	463	3 550	15 358	87	57	22	3	4	1														
5415	Computer systems design & related services	170	1 827	7 078	10	6		1	2	1														
54151	Computer systems design & related services	170	1 827	7 078	10	6		1	2	1														
<b>55</b>	<b>Management of companies &amp; enterprises</b>	<b>(A)</b>	<b>(D)</b>	<b>(D)</b>	<b>3</b>	<b>2</b>	<b>1</b>																	
<b>56</b>	<b>Admin, support, waste mgt, remediation services</b>	<b>514</b>	<b>2 504</b>	<b>11 393</b>	<b>43</b>	<b>25</b>	<b>5</b>	<b>9</b>	<b>2</b>	<b>1</b>	<b>1</b>													
561	Administrative & support services	481	2 306	10 401	39	24	4	7	2	1	1													
5613	Employment services	294	1 286	5 315	5	1		1	2		1													
56132	Temporary help services	(C)	(D)	(D)	4	1		1			1													
<b>61</b>	<b>Educational services</b>	<b>192</b>	<b>1 113</b>	<b>4 275</b>	<b>11</b>	<b>7</b>	<b>1</b>	<b>2</b>			<b>1</b>													
611	Educational services	192	1 113	4 275	11	7	1	2			1													
6111	Elementary & secondary schools	173	1 082	4 180	4	1		2			1													
61111	Elementary & secondary schools	173	1 082	4 180	4	1		2			1													
611110	Elementary & secondary schools	173	1 082	4 180	4	1		2			1													

See footnotes at end of table.



**Table 6. Counties—Employees, Payroll, and Establishments by Industry: 2001—Con.**

[Excludes most government employees, railroad employees, and self-employed persons. Size class 1 to 4 includes establishments with payroll, but no employees, during mid-March pay period. (D) denotes figures withheld to avoid disclosing data for individual companies; the data are included in broader industry totals. Detailed industries with 100 or more employees are shown if industry was not a (D). For explanation of terms, abbreviations, and data reliability/comparability, see introductory text]

NAICS code	Industry	Number of employees for week including March 12	Payroll (\$1,000)		Total number of establishments	Number of establishments by employment-size class									
			First quarter	Annual		1 to 4	5 to 9	10 to 19	20 to 49	50 to 99	100 to 249	250 to 499	500 to 999	1,000 or more	
<b>GOODHUE—Con.</b>															
<b>62</b>	<b>Health care and social assistance</b>	<b>2 885</b>	<b>16 845</b>	<b>70 274</b>	<b>118</b>	<b>49</b>	<b>35</b>	<b>15</b>	<b>5</b>	<b>7</b>	<b>5</b>	<b>1</b>	<b>1</b>	<b>—</b>	
621	Ambulatory health care services	676	3 716	15 194	55	21	22	8	1	2	1	—	—	—	
6212	Offices of dentists	130	903	3 759	20	4	13	3	—	—	—	—	—	—	
62121	Offices of dentists	130	903	3 759	20	4	13	3	—	—	—	—	—	—	
621210	Offices of dentists	130	903	3 759	20	4	13	3	—	—	—	—	—	—	
6216	Home health care services	410	1 984	7 678	7	1	1	1	1	2	1	—	—	—	
62161	Home health care services	410	1 984	7 678	7	1	1	1	1	2	1	—	—	—	
621610	Home health care services	410	1 984	7 678	7	1	1	1	1	2	1	—	—	—	
622	Hospitals	900	7 797	33 044	3	—	—	—	—	1	1	—	1	—	
6221	General medical & surgical hospitals	900	7 797	33 044	3	—	—	—	—	1	1	—	1	—	
62211	General medical & surgical hospitals	900	7 797	33 044	3	—	—	—	—	1	1	—	1	—	
622110	General medical & surgical hospitals	900	7 797	33 044	3	—	—	—	—	1	1	—	1	—	
623	Nursing & residential care facilities	795	3 651	15 112	29	5	11	5	2	3	3	—	—	—	
6231	Nursing care facilities	460	2 384	9 711	6	1	—	—	—	3	2	—	—	—	
62311	Nursing care facilities	460	2 384	9 711	6	1	—	—	—	3	2	—	—	—	
623110	Nursing care facilities	460	2 384	9 711	6	1	—	—	—	3	2	—	—	—	
6232	Residential mental retardation, health facil	308	1 162	5 014	19	2	11	3	2	—	1	—	—	—	
62321	Residential mental retardation facilities	308	1 162	5 014	19	2	11	3	2	—	1	—	—	—	
623210	Residential mental retardation facilities	308	1 162	5 014	19	2	11	3	2	—	1	—	—	—	
624	Social assistance	514	1 681	6 924	31	23	2	2	2	1	—	1	—	—	
6243	Vocational rehabilitation services	(E)	(D)	(D)	3	—	1	—	1	—	—	1	—	—	
62431	Vocational rehabilitation services	(E)	(D)	(D)	3	—	1	—	1	—	—	1	—	—	
<b>71</b>	<b>Arts, entertainment &amp; recreation</b>	<b>2 284</b>	<b>13 199</b>	<b>55 810</b>	<b>28</b>	<b>18</b>	<b>4</b>	<b>1</b>	<b>—</b>	<b>2</b>	<b>2</b>	<b>—</b>	<b>—</b>	<b>1</b>	
713	Amusement, gambling & recreation industries	2 265	13 152	55 597	22	14	2	1	—	2	2	—	—	1	
7132	Gambling industries	(G)	(D)	(D)	1	—	—	—	—	—	—	—	—	1	
71321	Casinos (except hotel casinos)	(G)	(D)	(D)	1	—	—	—	—	—	—	—	—	1	
7139	Other amusement & recreation industries	(F)	(D)	(D)	21	14	2	1	—	2	2	—	—	—	
71392	Skiing facilities	(E)	(D)	(D)	5	—	—	—	—	1	1	—	—	—	
71394	Fitness & recreational sports centers	(C)	(D)	(D)	5	4	—	—	—	—	1	—	—	—	
<b>72</b>	<b>Accommodation &amp; food services</b>	<b>1 559</b>	<b>3 244</b>	<b>14 274</b>	<b>101</b>	<b>40</b>	<b>9</b>	<b>23</b>	<b>23</b>	<b>5</b>	<b>1</b>	<b>—</b>	<b>—</b>	<b>—</b>	
721	Accommodation	294	803	3 712	22	13	1	4	3	—	1	—	—	—	
7211	Traveler accommodation	(E)	(D)	(D)	15	6	1	4	3	—	1	—	—	—	
72111	Hotels (exc casino hotels) & motels	281	772	3 453	13	5	—	4	3	—	1	—	—	—	
721110	Hotels (exc casino hotels) & motels	281	772	3 453	13	5	—	4	3	—	1	—	—	—	
722	Food services & drinking places	1 265	2 441	10 562	79	27	8	19	20	5	—	—	—	—	
7221	Full-service restaurants	645	1 300	5 378	30	8	1	7	11	3	—	—	—	—	
72211	Full-service restaurants	645	1 300	5 378	30	8	1	7	11	3	—	—	—	—	
722110	Full-service restaurants	645	1 300	5 378	30	8	1	7	11	3	—	—	—	—	
7222	Limited-service eating places	493	897	4 114	28	8	1	8	9	2	—	—	—	—	
72221	Limited-service eating places	493	897	4 114	28	8	1	8	9	2	—	—	—	—	
<b>81</b>	<b>Other services (except public administration)</b>	<b>956</b>	<b>3 239</b>	<b>14 024</b>	<b>157</b>	<b>87</b>	<b>38</b>	<b>29</b>	<b>2</b>	<b>1</b>	<b>—</b>	<b>—</b>	<b>—</b>	<b>—</b>	
811	Repair & maintenance	238	1 268	5 750	47	28	12	7	—	—	—	—	—	—	
8111	Automotive repair & maintenance	(C)	(D)	(D)	34	20	10	4	—	—	—	—	—	—	
812	Personal & laundry services	247	821	3 497	30	15	8	5	1	1	—	—	—	—	
8123	Drycleaning & laundry services	(C)	(D)	(D)	5	1	1	1	1	1	—	—	—	—	
813	Religious, grantmaking, civic, prof & like organizations	471	1 150	4 777	80	44	18	17	1	—	—	—	—	—	
8131	Religious organizations	326	797	3 360	52	26	15	10	1	—	—	—	—	—	
81311	Religious organizations	326	797	3 360	52	26	15	10	1	—	—	—	—	—	
813110	Religious organizations	326	797	3 360	52	26	15	10	1	—	—	—	—	—	
<b>95</b>	<b>Auxiliaries (exc corporate, subsidiary &amp; regional mgt)</b>	<b>(B)</b>	<b>(D)</b>	<b>(D)</b>	<b>3</b>	<b>1</b>	<b>1</b>	<b>—</b>	<b>—</b>	<b>1</b>	<b>—</b>	<b>—</b>	<b>—</b>	<b>—</b>	
<b>99</b>	<b>Unclassified establishments</b>	<b>(A)</b>	<b>(D)</b>	<b>(D)</b>	<b>9</b>	<b>9</b>	<b>—</b>	<b>—</b>	<b>—</b>	<b>—</b>	<b>—</b>	<b>—</b>	<b>—</b>	<b>—</b>	
<b>GRANT</b>															
	<b>Total</b>	<b>1 437</b>	<b>6 583</b>	<b>29 845</b>	<b>208</b>	<b>119</b>	<b>48</b>	<b>28</b>	<b>10</b>	<b>3</b>	<b>—</b>	<b>—</b>	<b>—</b>	<b>—</b>	
11	Forestry, fishing, hunting, and agriculture support	(A)	(D)	(D)	2	2	—	—	—	—	—	—	—	—	
21	Mining	(A)	(D)	(D)	1	1	—	—	—	—	—	—	—	—	
22	Utilities	(A)	(D)	(D)	1	—	—	1	—	—	—	—	—	—	
23	Construction	106	562	3 695	24	17	6	—	1	—	—	—	—	—	
31-33	Manufacturing	170	842	3 417	12	5	—	3	4	—	—	—	—	—	
42	Wholesale trade	125	841	4 122	16	5	5	5	1	—	—	—	—	—	
44-45	Retail trade	262	976	4 486	34	15	8	10	1	—	—	—	—	—	
48-49	Transportation & warehousing	11	41	173	6	5	1	—	—	—	—	—	—	—	
51	Information	(B)	(D)	(D)	2	—	—	—	2	—	—	—	—	—	
52	Finance & insurance	102	741	2 829	26	18	5	3	—	—	—	—	—	—	
53	Real estate & rental & leasing	8	7	50	6	6	—	—	—	—	—	—	—	—	
54	Professional, scientific & technical services	61	362	1 520	14	10	3	1	—	—	—	—	—	—	
55	Management of companies & enterprises	(B)	(D)	(D)	1	—	—	—	1	—	—	—	—	—	

See footnotes at end of table.

**Table 6. Counties—Employees, Payroll, and Establishments by Industry: 2001—Con.**

[Excludes most government employees, railroad employees, and self-employed persons. Size class 1 to 4 includes establishments with payroll, but no employees, during mid-March pay period. (D) denotes figures withheld to avoid disclosing data for individual companies; the data are included in broader industry totals. Detailed industries with 100 or more employees are shown if industry was not a (D). For explanation of terms, abbreviations, and data reliability/comparability, see introductory text]

NAICS code	Industry	Number of employees for week including March 12	Payroll (\$1,000)		Total number of establishments	Number of establishments by employment-size class									
			First quarter	Annual		1 to 4	5 to 9	10 to 19	20 to 49	50 to 99	100 to 249	250 to 499	500 to 999	1,000 or more	
<b>GRANT—Con.</b>															
56	Admin, support, waste mgmt, remediation services	(A)	(D)	(D)	5	3	2	—	—	—	—	—	—	—	—
62	Health care and social assistance	305	1 370	5 626	17	6	6	2	—	3	—	—	—	—	
623	Nursing & residential care facilities	195	703	2 964	10	3	4	1	—	2	—	—	—	—	
6231	Nursing care facilities	(C)	(D)	(D)	3	1	—	—	—	2	—	—	—	—	
62311	Nursing care facilities	(C)	(D)	(D)	3	1	—	—	—	2	—	—	—	—	
71	Arts, entertainment & recreation	(A)	(D)	(D)	4	4	—	—	—	—	—	—	—	—	
72	Accommodation & food services	61	74	432	8	2	4	2	—	—	—	—	—	—	
81	Other services (except public administration)	114	212	817	26	17	8	1	—	—	—	—	—	—	
99	Unclassified establishments	(A)	(D)	(D)	3	3	—	—	—	—	—	—	—	—	
<b>HENNEPIN</b>															
	<b>Total</b>	<b>859 442</b>	<b>9 441 925</b>	<b>36 914 903</b>	<b>39 022</b>	<b>20 002</b>	<b>6 666</b>	<b>5 078</b>	<b>4 073</b>	<b>1 664</b>	<b>1 071</b>	<b>302</b>	<b>104</b>	<b>62</b>	
11	Forestry, fishing, hunting, and agriculture support	(C)	(D)	(D)	22	13	3	3	3	—	—	—	—	—	
115	Agriculture & forestry support activities	(C)	(D)	(D)	18	10	3	2	3	—	—	—	—	—	
1152	Animal production support activities	(C)	(D)	(D)	13	6	2	2	3	—	—	—	—	—	
11521	Animal production support activities	(C)	(D)	(D)	13	6	2	2	3	—	—	—	—	—	
21	Mining	201	2 546	13 360	17	9	3	2	2	1	—	—	—	—	
212	Mining (except oil & gas)	(C)	(D)	(D)	5	—	2	1	1	1	—	—	—	—	
2123	Nonmetallic mineral mining & quarrying	(C)	(D)	(D)	4	—	1	1	1	1	—	—	—	—	
21232	Sand, gravel, clay, refractory minerals mining	(C)	(D)	(D)	4	—	1	1	1	1	—	—	—	—	
22	Utilities	(H)	(D)	(D)	48	16	5	2	9	5	5	4	—	2	
221	Utilities	(H)	(D)	(D)	48	16	5	2	9	5	5	4	—	2	
2211	Elec pwr generation, transmsn & distribution	(H)	(D)	(D)	33	10	5	2	6	3	4	1	—	2	
22111	Electric power generation	265	5 598	18 511	9	3	3	—	1	1	1	—	—	—	
22112	Electric pwr transmsn, control & distribution	(H)	(D)	(D)	24	7	2	2	5	2	3	1	—	2	
2212	Natural gas distribution	(G)	(D)	(D)	10	4	—	—	1	1	1	3	—	—	
22121	Natural gas distribution	(G)	(D)	(D)	10	4	—	—	1	1	1	3	—	—	
2213	Water, sewage & other systems	(C)	(D)	(D)	5	2	—	—	2	1	—	—	—	—	
22133	Steam & air-conditioning supply	107	2 365	7 685	3	—	—	—	2	1	—	—	—	—	
221330	Steam & air-conditioning supply	107	2 365	7 685	3	—	—	—	2	1	—	—	—	—	
23	Construction	34 484	418 767	1 838 252	2 703	1 690	408	264	194	94	39	10	3	1	
233	Building, developing & general contracting	12 403	163 307	674 490	926	612	146	70	55	30	6	4	2	1	
2331	Land subdivision & land development	265	3 696	18 625	80	60	18	1	—	—	—	—	—	—	
23311	Land subdivision & land development	265	3 696	18 625	80	60	18	1	—	—	—	—	—	—	
233110	Land subdivision & land development	265	3 696	18 625	80	60	18	1	—	—	—	—	—	—	
2332	Residential building construction	3 369	35 314	162 128	619	451	94	37	24	12	1	—	—	—	
23321	Single-family housing construction	3 071	31 356	143 203	583	426	34	19	11	1	—	—	—	—	
233210	Single-family housing construction	3 071	31 356	143 203	583	426	34	19	11	1	—	—	—	—	
23322	Multifamily housing construction	298	3 958	18 925	36	25	2	3	5	1	—	—	—	—	
233220	Multifamily housing construction	298	3 958	18 925	36	25	2	3	5	1	—	—	—	—	
2333	Nonresidential building construction	8 769	124 297	493 737	227	101	34	32	30	18	5	4	2	1	
23331	Mfg & industrial building construction	1 103	15 680	67 538	26	20	1	3	—	—	1	—	1	—	
233310	Mfg & industrial building construction	1 103	15 680	67 538	26	20	1	3	—	—	1	—	1	—	
23332	Commercial & institutional bldg construction	7 666	108 617	426 199	201	81	33	29	30	18	4	4	1	1	
233320	Commercial & institutional bldg construction	7 666	108 617	426 199	201	81	33	29	30	18	4	4	1	1	
234	Heavy construction	2 305	28 703	159 266	106	48	25	13	11	4	3	2	—	—	
2341	Highway, street, bridge & tunnel construction	266	2 541	25 155	26	15	6	3	—	1	1	—	—	—	
23411	Highway & street construction	(E)	(D)	(D)	25	14	6	3	—	1	1	—	—	—	
2349	Other heavy construction	2 039	26 162	134 111	80	33	19	10	11	3	2	2	—	—	
23491	Water, sewer & pipeline construction	462	5 671	33 403	21	4	6	5	4	1	1	—	—	—	
234910	Water, sewer & pipeline construction	462	5 671	33 403	21	4	6	5	4	1	1	—	—	—	
23492	Pwr, communication transmsn line construction	(E)	(D)	(D)	20	13	3	1	1	1	1	—	—	—	
23493	Industrial nonbuilding structure construction	(E)	(D)	(D)	3	1	—	—	—	—	—	1	—	—	
23499	All other heavy construction	809	7 194	37 631	36	15	10	4	6	—	—	1	—	—	
234990	All other heavy construction	809	7 194	37 631	36	15	10	4	6	—	—	1	—	—	
235	Special trade contractors	19 776	226 757	1 004 496	1 671	1 030	237	181	128	60	30	4	1	—	
2351	Plumbing, heating & AC contractor	4 300	61 565	234 832	262	124	42	50	24	13	9	—	—	—	
23511	Plumbing, heating & AC contractor	4 300	61 565	234 832	262	124	42	50	24	13	9	—	—	—	
235110	Plumbing, heating & AC contractor	4 300	61 565	234 832	262	124	42	50	24	13	9	—	—	—	
2352	Painting & wall covering contractors	1 477	12 701	61 723	218	163	33	9	6	5	1	1	—	—	
23521	Painting & wall covering contractors	1 477	12 701	61 723	218	163	33	9	6	5	1	1	—	—	
235210	Painting & wall covering contractors	1 477	12 701	61 723	218	163	33	9	6	5	1	1	—	—	
2353	Electrical contractors	4 056	50 514	223 215	225	115	32	28	28	13	8	1	—	—	
23531	Electrical contractors	4 056	50 514	223 215	225	115	32	28	28	13	8	1	—	—	
235310	Electrical contractors	4 056	50 514	223 215	225	115	32	28	28	13	8	1	—	—	
2354	Masonry, drywall, insulation, tile contractors	3 192	36 177	162 258	204	120	21	14	11	5	—	1	—	—	
23541	Masonry & stone contractors	928	9 279	51 314	83	44	18	11	6	2	—	—	—	—	
235410	Masonry & stone contractors	928	9 279	51 314	83	44	18	11	6	2	—	—	—	—	
23542	Drywall, acoustical & insulation contractors	1 831	22 120	90 331	87	48	13	8	7	9	1	—	1	—	
235420	Drywall, acoustical & insulation contractors	1 831	22 120	90 331	87	48	13	8	7	9	1	—	1	—	
23543	Tile, marble, terrazzo & mosaic contractors	433	4 778	20 613	34	28	1	2	1	—	2	—	—	—	
235430	Tile, marble, terrazzo & mosaic contractors	433	4 778	20 613	34	28	1	2	1	—	2	—	—	—	

See footnotes at end of table.

















**Table 6. Counties—Employees, Payroll, and Establishments by Industry: 2001—Con.**

[Excludes most government employees, railroad employees, and self-employed persons. Size class 1 to 4 includes establishments with payroll, but no employees, during mid-March pay period. (D) denotes figures withheld to avoid disclosing data for individual companies; the data are included in broader industry totals. Detailed industries with 100 or more employees are shown if industry was not a (D). For explanation of terms, abbreviations, and data reliability/comparability, see introductory text]

NAICS code	Industry	Number of employees for week including March 12	Payroll (\$1,000)		Total number of establishments	Number of establishments by employment-size class																				
			First quarter	Annual		1 to 4	5 to 9	10 to 19	20 to 49	50 to 99	100 to 249	250 to 499	500 to 999	1,000 or more												
<b>HENNEPIN—Con.</b>																										
<b>44-45 Retail trade—Con.</b>																										
451	Sporting goods, hobby, book & music stores— Con.																									
4512	Book, periodical & music stores.....	1 494	4 672	19 084	97	24	24	30	12	6	1	—	—	—												
45121	Book stores & news dealers.....	1 081	3 176	13 166	63	15	18	16	8	5	1	—	—	—												
451211	Book stores.....	1 003	2 902	12 126	55	15	14	12	8	5	1	—	—	—												
45122	Prerecorded tape, CD & record stores.....	413	1 496	5 918	34	9	6	14	4	1	—	—	—	—												
451220	Prerecorded tape, CD & record stores.....	413	1 496	5 918	34	9	6	14	4	1	—	—	—	—												
452	General merchandise stores.....	13 255	72 722	280 137	102	19	8	13	7	5	32	15	3	—												
4521	Department stores.....	11 609	59 413	228 597	48	—	—	—	—	2	29	14	3	—												
45211	Department stores.....	11 609	59 413	228 597	48	—	—	—	—	2	29	14	3	—												
452110	Department stores.....	11 609	59 413	228 597	48	—	—	—	—	2	29	14	3	—												
4529	Other general merchandise stores.....	1 646	13 309	51 540	54	19	8	13	7	3	3	1	—	—												
45291	Warehouse clubs & superstores.....	(F)	(D)	(D)	4	1	—	—	—	—	3	—	—	—												
45299	All other general merchandise stores.....	(G)	(D)	(D)	50	18	8	13	7	3	—	1	—	—												
453	Miscellaneous store retailers.....	6 228	23 263	95 751	621	277	171	96	64	8	5	—	—	—												
4531	Florists.....	1 188	4 031	17 716	90	36	28	16	5	3	2	—	—	—												
45311	Florists.....	1 188	4 031	17 716	90	36	28	16	5	3	2	—	—	—												
453110	Florists.....	1 188	4 031	17 716	90	36	28	16	5	3	2	—	—	—												
4532	Office supplies, stationery & gift stores.....	2 532	8 792	35 009	230	86	69	39	32	2	2	—	—	—												
45321	Office supplies & stationery stores.....	655	2 969	11 985	45	14	8	6	17	—	—	—	—	—												
453210	Office supplies & stationery stores.....	655	2 969	11 985	45	14	8	6	17	—	—	—	—	—												
45322	Gift, novelty & souvenir stores.....	1 877	5 823	23 024	185	72	61	33	15	2	2	—	—	—												
453220	Gift, novelty & souvenir stores.....	1 877	5 823	23 024	185	72	61	33	15	2	2	—	—	—												
4533	Used merchandise stores.....	722	3 006	10 933	79	36	21	13	8	1	—	—	—	—												
45331	Used merchandise stores.....	722	3 006	10 933	79	36	21	13	8	1	—	—	—	—												
453310	Used merchandise stores.....	722	3 006	10 933	79	36	21	13	8	1	—	—	—	—												
4539	Other miscellaneous store retailers.....	1 786	7 434	32 093	222	119	53	28	19	2	1	—	—	—												
45391	Pet & pet supplies stores.....	603	1 667	7 663	41	13	12	3	13	—	—	—	—	—												
453910	Pet & pet supplies stores.....	603	1 667	7 663	41	13	12	3	13	—	—	—	—	—												
45392	Art dealers.....	164	781	3 021	36	21	12	2	1	—	—	—	—	—												
453920	Art dealers.....	164	781	3 021	36	21	12	2	1	—	—	—	—	—												
45399	All other miscellaneous store retailers.....	980	4 765	20 469	141	84	28	21	5	2	1	—	—	—												
453991	Tobacco stores.....	123	601	1 954	40	34	4	1	1	—	—	—	—	—												
453998	All other misc store retailers (exc tobacco) ..	857	4 164	18 515	101	50	24	20	4	2	1	—	—	—												
454	Nonstore retailers.....	6 526	75 109	272 180	237	134	41	20	20	6	10	3	3	—												
4541	Electronic shopping & mail-order houses.....	4 441	56 162	185 640	103	51	18	12	8	3	7	1	3	—												
45411	Electronic shopping & mail-order houses.....	4 441	56 162	185 640	103	51	18	12	8	3	7	1	3	—												
454110	Electronic shopping & mail-order houses.....	4 441	56 162	185 640	103	51	18	12	8	3	7	1	3	—												
4542	Vending machine operators.....	650	4 499	18 873	39	27	5	2	2	—	3	—	—	—												
45421	Vending machine operators.....	650	4 499	18 873	39	27	5	2	2	—	3	—	—	—												
454210	Vending machine operators.....	650	4 499	18 873	39	27	5	2	2	—	3	—	—	—												
4543	Direct selling establishments.....	1 435	14 448	67 667	95	56	18	6	10	3	—	2	—	—												
45439	Other direct selling establishments.....	1 424	14 379	67 316	91	54	16	6	10	3	—	2	—	—												
454390	Other direct selling establishments.....	1 424	14 379	67 316	91	54	16	6	10	3	—	2	—	—												
<b>48-49 Transportation &amp; warehousing.....</b>														<b>29 704</b>	<b>259 999</b>	<b>1 082 894</b>	<b>560</b>	<b>270</b>	<b>72</b>	<b>84</b>	<b>70</b>	<b>35</b>	<b>19</b>	<b>4</b>	<b>2</b>	<b>4</b>
481	Air transportation.....	(J)	(D)	(D)	30	9	4	4	3	5	1	—	1	3												
4811	Scheduled air transportation.....	(J)	(D)	(D)	19	4	1	4	2	4	1	—	—	3												
48111	Scheduled air transportation.....	(J)	(D)	(D)	19	4	1	4	2	4	1	—	—	3												
4812	Nonscheduled air transportation.....	(F)	(D)	(D)	11	5	3	—	1	1	—	—	1	—												
48121	Nonscheduled air transportation.....	(F)	(D)	(D)	11	5	3	—	1	1	—	—	1	—												
484	Truck transportation.....	2 134	18 861	85 504	185	115	26	19	17	5	2	1	—	—												
4841	General freight trucking.....	1 234	11 776	52 254	92	57	12	8	10	3	1	1	—	—												
48411	General freight trucking, local.....	321	2 366	10 310	47	32	4	6	5	—	—	—	—	—												
484110	General freight trucking, local.....	321	2 366	10 310	47	32	4	6	5	—	—	—	—	—												
48412	General freight trucking, long-distance.....	913	9 410	41 944	45	25	8	2	5	3	1	1	—	—												
484121	General freight trucking, long-distance, TL ..	815	8 501	38 153	41	23	8	2	4	2	1	1	—	—												
4842	Specialized freight trucking.....	900	7 085	33 250	93	58	14	11	7	2	1	—	—	—												
48421	Used household & office goods moving.....	479	3 956	17 863	29	15	4	5	4	—	1	—	—	—												
484210	Used household & office goods moving.....	479	3 956	17 863	29	15	4	5	4	—	1	—	—	—												
48422	Specialized freight (exc used) trucking, local ..	295	2 231	11 398	52	36	9	4	2	1	—	—	—	—												
484220	Specialized freight (exc used) trucking, local ..	295	2 231	11 398	52	36	9	4	2	1	—	—	—	—												
48423	Specialized freight (exc used) trucking, LDist ..	126	898	3 989	12	7	1	2	1	1	—	—	—	—												
484230	Specialized freight (exc used) trucking, LDist ..	126	898	3 989	12	7	1	2	1	1	—	—	—	—												
485	Transit & ground passenger transportation.....	2 995	14 091	56 273	85	30	12	10	13	12	7	1	—	—												
4851	Urban transit systems.....	(C)	(D)	(D)	3	—	1	—	1	1	—	—	—	—												
48511	Urban transit systems.....	(C)	(D)	(D)	3	—	1	—	1	1	—	—	—	—												
4853	Taxi & limousine service.....	477	1 693	6 863	32	17	6	3	3	1	2	—	—	—												
48531	Taxi service.....	159	646	2 602	13	8	1	1	2	1	—	—	—	—												
485310	Taxi service.....	159	646	2 602	13	8	1	1	2	1	—	—	—	—												
48532	Limousine service.....	318	1 047	4 261	19	9	5	2	1	—	2	—	—	—												
485320	Limousine service.....	318	1 047	4 261	19	9	5	2	1	—	2	—	—	—												
4854	School & employee bus transportation.....	1 465	6 280	23 908	17	1	—	2	3	7	3	1	—	—												
48541	School & employee bus transportation.....	1 465	6 280	23 908	17	1	—	2	3	7	3	1	—	—												
485410	School & employee bus transportation.....	1 465	6 280	23 908	17	1	—	2	3	7	3	1	—	—												
4859	Oth transit & ground passenger transportation ..	759	4 338	17 719	26	9	5	4	4	2	2	—	—	—												
48599	Oth transit & ground passenger transportation ..	759	4 338	17 719	26	9	5	4	4	2	2	—	—	—												
485991	Special needs transportation.....	639	3 821	15 732	21	8	3	3	4	1	2	—	—	—												
485999	All other transit & ground passenger trans.....	120	517	1 987	5	1	2	1	—	1	—	—	—	—												

See footnotes at end of table.

**Table 6. Counties—Employees, Payroll, and Establishments by Industry: 2001—Con.**

[Excludes most government employees, railroad employees, and self-employed persons. Size class 1 to 4 includes establishments with payroll, but no employees, during mid-March pay period. (D) denotes figures withheld to avoid disclosing data for individual companies; the data are included in broader industry totals. Detailed industries with 100 or more employees are shown if industry was not a (D). For explanation of terms, abbreviations, and data reliability/comparability, see introductory text]

NAICS code	Industry	Number of employees for week including March 12	Payroll (\$1,000)		Total number of establishments	Number of establishments by employment-size class										
			First quarter	Annual		1 to 4	5 to 9	10 to 19	20 to 49	50 to 99	100 to 249	250 to 499	500 to 999	1,000 or more		
<b>48-49</b>	<b>HENNEPIN—Con. Transportation &amp; warehousing—Con.</b>															
488	Transportation support activities	2 269	20 017	74 099	139	56	20	33	23	5	1	1	—	—	—	—
4881	Air transportation support activities	(F)	(D)	(D)	15	4	3	4	2	—	1	1	—	—	—	—
48811	Airport operations	569	4 322	14 902	7	1	—	2	2	—	1	1	—	—	—	—
488119	Other airport operations	569	4 322	14 902	7	1	—	2	2	—	1	1	—	—	—	—
4884	Road transportation support activities	382	2 197	8 398	31	7	6	12	6	—	—	—	—	—	—	—
48841	Motor vehicle towing	328	1 861	7 004	28	7	5	11	5	—	—	—	—	—	—	—
488410	Motor vehicle towing	328	1 861	7 004	28	7	5	11	5	—	—	—	—	—	—	—
4885	Freight transportation arrangement	1 198	12 414	45 650	82	37	11	15	14	5	—	—	—	—	—	—
48851	Freight transportation arrangement	1 198	12 414	45 650	82	37	11	15	14	5	—	—	—	—	—	—
488510	Freight transportation arrangement	1 198	12 414	45 650	82	37	11	15	14	5	—	—	—	—	—	—
492	Couriers & messengers	7 509	59 196	235 443	81	44	7	8	9	4	7	—	1	1	—	1
4921	Couriers	6 776	54 626	217 172	39	19	—	4	8	1	5	—	1	1	—	1
49211	Couriers	6 776	54 626	217 172	39	19	—	4	8	1	5	—	1	1	—	1
492110	Couriers	6 776	54 626	217 172	39	19	—	4	8	1	5	—	1	1	—	1
4922	Local messengers & local delivery	733	4 570	18 271	42	25	7	4	1	3	2	—	—	—	—	—
49221	Local messengers & local delivery	733	4 570	18 271	42	25	7	4	1	3	2	—	—	—	—	—
492210	Local messengers & local delivery	733	4 570	18 271	42	25	7	4	1	3	2	—	—	—	—	—
493	Warehousing & storage	(F)	(D)	(D)	25	8	1	7	3	4	1	1	—	—	—	—
4931	Warehousing & storage	(F)	(D)	(D)	25	8	1	7	3	4	1	1	—	—	—	—
49311	General warehousing & storage	(F)	(D)	(D)	17	4	1	6	2	3	—	1	—	—	—	—
49312	Refrigerated warehousing & storage	(C)	(D)	(D)	2	—	—	—	1	1	—	—	—	—	—	—
49319	Other warehousing & storage	(C)	(D)	(D)	3	2	—	—	—	—	1	—	—	—	—	—
<b>51</b>	<b>Information</b>	<b>28 878</b>	<b>412 591</b>	<b>1 583 278</b>	<b>1 117</b>	<b>564</b>	<b>169</b>	<b>114</b>	<b>144</b>	<b>74</b>	<b>38</b>	<b>10</b>	<b>1</b>	<b>3</b>		
511	Publishing industries	8 988	140 396	528 141	313	132	57	40	50	20	12	1	—	—	—	1
5111	Newspaper, periodical, book, database publishers	5 669	64 810	250 434	173	77	33	21	25	11	5	—	—	—	—	1
51111	Newspaper publishers	3 462	38 040	147 624	39	16	6	6	5	3	2	—	—	—	—	1
511110	Newspaper publishers	3 462	38 040	147 624	39	16	6	6	5	3	2	—	—	—	—	1
51112	Periodical publishers	1 181	15 415	57 658	58	23	12	9	6	7	1	—	—	—	—	—
511120	Periodical publishers	1 181	15 415	57 658	58	23	12	9	6	7	1	—	—	—	—	—
51113	Book publishers	(E)	(D)	(D)	28	17	2	3	4	1	1	—	—	—	—	—
51114	Database and directory publishers	(C)	(D)	(D)	13	4	5	1	3	—	—	—	—	—	—	—
51119	Other publishers	(F)	(D)	(D)	35	17	8	2	7	—	1	—	—	—	—	—
511199	All other publishers	513	6 626	25 150	34	17	7	2	7	—	1	—	—	—	—	—
5112	Software publishers	3 319	75 586	277 707	140	55	24	19	25	9	7	1	—	—	—	—
51121	Software publishers	3 319	75 586	277 707	140	55	24	19	25	9	7	1	—	—	—	—
511210	Software publishers	3 319	75 586	277 707	140	55	24	19	25	9	7	1	—	—	—	—
512	Motion picture & sound recording industries	1 789	12 364	49 537	207	129	30	18	24	6	—	—	—	—	—	—
5121	Motion picture & video industries	1 522	10 340	41 539	170	106	24	13	21	6	—	—	—	—	—	—
51211	Motion picture & video production	602	5 882	24 146	97	71	11	4	9	2	—	—	—	—	—	—
512110	Motion picture & video production	602	5 882	24 146	97	71	11	4	9	2	—	—	—	—	—	—
51213	Motion picture & video exhibition	(F)	(D)	(D)	22	5	2	4	8	3	—	—	—	—	—	—
51219	Postprod & other movie & video industries	296	2 920	11 376	46	28	10	4	3	1	—	—	—	—	—	—
5122	Sound recording industries	267	2 024	7 998	37	23	6	5	3	—	—	—	—	—	—	—
51224	Sound recording studios	(C)	(D)	(D)	25	16	4	3	2	—	—	—	—	—	—	—
513	Broadcasting & telecommunications	11 892	181 439	709 930	409	205	61	36	48	33	17	7	1	—	—	1
5131	Radio & television broadcasting	1 540	21 886	81 086	40	9	4	5	10	9	3	—	—	—	—	—
51311	Radio broadcasting	(G)	(D)	(D)	36	8	4	4	10	9	1	—	—	—	—	—
513112	Radio stations	974	13 676	47 332	33	7	4	4	10	7	1	—	—	—	—	—
51312	Television broadcasting	(E)	(D)	(D)	4	1	—	1	—	2	—	—	—	—	—	—
5132	Cable networks & program distribution	730	7 872	35 265	16	4	3	—	5	2	1	1	—	—	—	—
51321	Cable networks	164	2 045	8 799	3	—	—	—	1	2	—	—	—	—	—	—
513210	Cable networks	164	2 045	8 799	3	—	—	—	1	2	—	—	—	—	—	—
51322	Cable & other program distribution	566	5 827	26 466	13	4	3	—	4	—	1	1	—	—	—	—
513220	Cable & other program distribution	566	5 827	26 466	13	4	3	—	4	—	1	1	—	—	—	—
5133	Telecommunications	9 622	151 681	593 579	353	192	54	31	33	22	13	6	1	—	—	1
51331	Wired telecommunications carriers	7 506	115 249	451 245	249	140	31	23	23	16	8	6	1	—	—	1
513310	Wired telecommunications carriers	7 506	115 249	451 245	249	140	31	23	23	16	8	6	1	—	—	1
51332	Wireless telecom carriers (exc satellite)	1 326	22 935	89 997	72	36	17	4	9	3	3	—	—	—	—	—
513321	Paging	102	1 023	3 844	13	8	2	—	3	—	—	—	—	—	—	—
513322	Cellular & other wireless telecommunications	1 224	21 912	86 153	59	28	15	4	6	3	3	—	—	—	—	—
51333	Telecommunications resellers	450	5 947	25 620	21	10	5	3	—	2	1	—	—	—	—	—
513330	Telecommunications resellers	450	5 947	25 620	21	10	5	3	—	2	1	—	—	—	—	—
51339	Other telecommunications	(E)	(D)	(D)	8	4	1	—	1	1	1	—	—	—	—	—
514	Information & data processing services	6 209	78 392	295 670	188	98	21	20	22	15	9	2	—	—	—	1
5141	Information services	928	13 185	42 460	92	56	12	10	9	4	1	—	—	—	—	—
51411	News syndicates	(C)	(D)	(D)	6	1	—	2	3	—	—	—	—	—	—	—
51419	Other information services	818	11 932	37 403	81	50	12	8	6	4	1	—	—	—	—	—
514191	On-line information services	794	11 735	36 482	75	45	12	7	6	4	1	—	—	—	—	—
5142	Data processing services	5 281	65 207	253 210	96	42	9	10	13	11	8	2	—	—	—	1
51421	Data processing services	5 281	65 207	253 210	96	42	9	10	13	11	8	2	—	—	—	1
514210	Data processing services	5 281	65 207	253 210	96	42	9	10	13	11	8	2	—	—	—	1
<b>52</b>	<b>Finance &amp; insurance</b>	<b>76 746</b>	<b>1 574 990</b>	<b>5 022 846</b>	<b>2 891</b>	<b>1 634</b>	<b>448</b>	<b>327</b>	<b>260</b>	<b>90</b>	<b>78</b>	<b>25</b>	<b>19</b>	<b>10</b>		
521	Monetary authorities - central bank	(G)	(D)	(D)	1	—	—	—	—	—	—	—	—	—	—	1
5211	Monetary authorities - central bank	(G)	(D)	(D)	1	—	—	—	—	—	—	—	—	—	—	1
52111	Monetary authorities - central bank	(G)	(D)	(D)	1	—	—	—	—	—	—	—	—	—	—	1

See footnotes at end of table.

# Table 6. Counties—Employees, Payroll, and Establishments by Industry: 2001—Con.

[Excludes most government employees, railroad employees, and self-employed persons. Size class 1 to 4 includes establishments with payroll, but no employees, during mid-March pay period. (D) denotes figures withheld to avoid disclosing data for individual companies; the data are included in broader industry totals. Detailed industries with 100 or more employees are shown if industry was not a (D). For explanation of terms, abbreviations, and data reliability/comparability, see introductory text]

NAICS code	Industry	Number of employees for week including March 12	Payroll (\$1,000)		Total number of establishments	Number of establishments by employment-size class								
			First quarter	Annual		1 to 4	5 to 9	10 to 19	20 to 49	50 to 99	100 to 249	250 to 499	500 to 999	1,000 or more
<b>HENNEPIN—Con.</b>														
<b>52 Finance &amp; insurance—Con.</b>														
522	Credit intermediation & related activities .....	23 055	407 095	1 344 314	921	390	170	161	119	31	33	10	7	—
5221	Depository credit intermediation .....	12 266	183 086	590 046	390	110	64	92	79	21	15	6	3	—
52211	Commercial banking .....	10 782	169 173	528 838	314	86	46	72	71	17	14	5	3	—
522110	Commercial banking .....	10 782	169 173	528 838	314	86	46	72	71	17	14	5	3	—
52212	Savings institutions .....	678	6 694	34 297	14	3	5	2	2	—	1	1	—	—
522120	Savings institutions .....	678	6 694	34 297	14	3	5	2	2	—	1	1	—	—
52213	Credit unions .....	806	7 219	26 911	62	21	13	18	6	4	—	—	—	—
522130	Credit unions .....	806	7 219	26 911	62	21	13	18	6	4	—	—	—	—
5222	Nondepository credit intermediation .....	7 358	174 012	544 270	323	162	69	42	25	7	12	3	3	—
52221	Credit card issuing .....	(F)	(D)	(D)	9	3	1	—	—	1	—	1	—	—
52222	Sales financing .....	1 223	48 952	115 033	79	37	14	14	8	2	4	—	—	—
522220	Sales financing .....	1 223	48 952	115 033	79	37	14	14	8	2	4	—	—	—
52229	Other nondepository credit intermediation .....	(I)	(D)	(D)	235	122	52	27	17	4	8	2	3	—
522291	Consumer lending .....	197	2 536	26 399	39	21	12	4	2	—	—	—	—	—
522292	Real estate credit .....	5 143	97 034	323 725	170	87	34	19	14	3	8	2	3	—
5223	Activities related to credit intermediation .....	3 431	49 997	209 998	208	118	37	27	15	3	6	1	1	—
52231	Mortgage & nonmortgage brokers .....	1 288	18 604	97 805	147	87	28	17	12	1	2	—	—	—
522310	Mortgage & nonmortgage brokers .....	1 288	18 604	97 805	147	87	28	17	12	1	2	—	—	—
52232	Financial clearinghouse & reserve activities ..	812	9 709	36 242	24	12	5	2	1	1	2	1	—	—
522320	Financial clearinghouse & reserve activities ..	812	9 709	36 242	24	12	5	2	1	1	2	1	—	—
52239	Other credit intermediation activities .....	1 331	21 684	75 951	37	19	4	8	2	1	2	—	1	—
522390	Other credit intermediation activities .....	1 331	21 684	75 951	37	19	4	8	2	1	2	—	1	—
523	Security, commodity contracts & like activity .....	18 500	660 698	1 763 387	726	470	100	61	52	21	12	3	5	2
5231	Scrtcy & comdty contracts intermed & brokerage ..	(I)	(D)	(D)	314	186	43	32	27	14	8	2	2	—
52311	Investment banking & securities dealing .....	2 179	65 023	268 178	57	26	9	8	8	2	2	1	1	—
523110	Investment banking & securities dealing .....	2 179	65 023	268 178	57	26	9	8	8	2	2	1	1	—
52312	Securities brokerage .....	4 165	228 776	472 371	227	139	30	20	18	12	6	1	1	—
523120	Securities brokerage .....	4 165	228 776	472 371	227	139	30	20	18	12	6	1	1	—
5239	Other financial investment activities .....	11 945	364 566	1 013 658	411	284	57	29	25	6	4	1	3	2
52391	Miscellaneous intermediation .....	183	13 419	27 743	49	38	7	1	3	—	—	—	—	—
523910	Miscellaneous intermediation .....	183	13 419	27 743	49	38	7	1	3	—	—	—	—	—
52392	Portfolio management .....	8 921	306 778	800 837	151	93	23	17	7	4	3	1	1	2
523920	Portfolio management .....	8 921	306 778	800 837	151	93	23	17	7	4	3	1	1	2
52393	Investment advice .....	960	20 795	109 343	192	144	25	10	11	1	1	—	—	—
523930	Investment advice .....	960	20 795	109 343	192	144	25	10	11	1	1	—	—	—
52399	All other financial investment activities .....	1 881	23 574	75 735	19	9	2	1	4	1	—	—	2	—
523991	Trust, fiduciary & custody activities .....	1 881	23 574	75 735	19	9	2	1	4	1	—	—	2	—
524	Insurance carriers & related activities .....	33 907	494 038	1 858 786	1 226	761	177	103	88	38	33	12	7	7
5241	Insurance carriers .....	23 614	356 903	1 332 616	291	106	47	44	38	18	16	10	5	7
52411	Direct life, health, medical insurance carriers ..	18 813	296 460	1 088 961	146	51	24	24	16	9	3	7	5	7
524113	Direct life insurance carriers .....	14 220	219 535	782 340	120	41	19	20	15	9	3	5	3	5
524114	Direct health & medical insurance carriers .....	4 593	76 925	306 621	26	10	5	4	1	—	—	2	2	2
52412	Other direct insurance carriers .....	4 742	59 396	233 878	139	52	21	20	21	9	13	3	—	—
524126	Direct property & casualty insurance carriers .....	3 885	49 417	190 417	96	35	10	14	16	7	12	2	—	—
5242	Agencies & other insurance related activities ...	10 293	137 135	526 170	935	655	130	59	50	20	17	2	2	—
52421	Insurance agencies & brokerages .....	5 746	89 861	363 165	796	596	104	42	34	9	10	1	—	—
524210	Insurance agencies & brokerages .....	5 746	89 861	363 165	796	596	104	42	34	9	10	1	—	—
52429	Other insurance related activities .....	4 547	47 274	163 005	139	59	26	17	16	11	7	1	2	—
524291	Claims adjusting .....	163	1 274	9 963	31	17	10	3	1	—	—	—	—	—
524292	Insurance & pension funds, third party admin .....	3 506	38 865	121 832	71	21	10	13	11	9	4	1	2	—
524298	All other insurance related activities .....	878	7 135	31 210	37	21	6	1	4	2	3	—	—	—
<b>53</b>	<b>Real estate &amp; rental &amp; leasing .....</b>	<b>18 383</b>	<b>154 401</b>	<b>617 156</b>	<b>1 887</b>	<b>1 236</b>	<b>294</b>	<b>181</b>	<b>114</b>	<b>27</b>	<b>28</b>	<b>6</b>	—	<b>1</b>
531	Real estate .....	12 879	100 178	408 725	1 595	1 139	225	107	79	20	20	5	—	—
5311	Lessors of real estate .....	3 404	19 638	86 678	574	396	102	38	29	7	2	—	—	—
53111	Lessors of residential buildings & dwellings ..	2 522	11 167	50 003	371	246	66	31	21	5	2	—	—	—
531110	Lessors of residential buildings & dwellings ..	2 522	11 167	50 003	371	246	66	31	21	5	2	—	—	—
53112	Lessors of nonres bldg (exc miniwarehouses) .....	628	6 914	29 019	130	89	27	6	7	1	—	—	—	—
531120	Lessors of nonres bldg (exc miniwarehouses) .....	628	6 914	29 019	130	89	27	6	7	1	—	—	—	—
53119	Lessors of other real estate property .....	158	1 010	5 308	52	42	9	—	1	—	—	—	—	—
531190	Lessors of other real estate property .....	158	1 010	5 308	52	42	9	—	1	—	—	—	—	—
5312	Offices of real estate agents & brokers .....	2 337	24 770	102 317	522	433	40	27	14	5	3	—	—	—
53121	Offices of real estate agents & brokers .....	2 337	24 770	102 317	522	433	40	27	14	5	3	—	—	—
531210	Offices of real estate agents & brokers .....	2 337	24 770	102 317	522	433	40	27	14	5	3	—	—	—
5313	Activities related to real estate .....	7 138	55 770	219 730	499	310	83	42	36	8	15	5	—	—
53131	Real estate property managers .....	6 262	48 636	185 188	333	183	62	31	30	8	15	4	—	—
531311	Residential property managers .....	4 828	29 471	119 402	220	117	36	24	21	6	13	3	—	—
531312	Nonresidential property managers .....	1 434	19 165	65 786	113	66	26	7	9	2	2	1	—	—
53132	Offices of real estate appraisers .....	283	2 940	14 409	69	52	9	5	3	—	—	—	—	—
531320	Offices of real estate appraisers .....	283	2 940	14 409	69	52	9	5	3	—	—	—	—	—
53139	Other activities related to real estate .....	593	4 194	20 133	97	75	12	6	3	—	—	1	—	—
531390	Other activities related to real estate .....	593	4 194	20 133	97	75	12	6	3	—	—	1	—	—
532	Rental & leasing services .....	4 875	46 320	178 108	270	86	66	72	33	6	5	1	—	1
5321	Automotive equipment rental & leasing .....	2 085	21 253	82 776	52	18	14	9	7	—	2	1	—	1
53211	Passenger car rental & leasing .....	1 929	20 040	78 981	31	8	6	6	5	—	2	1	—	1
53212	Truck, utility trailer & RV rental & leasing .....	156	1 213	3 795	21	10	6	3	2	—	—	—	—	—
532120	Truck, utility trailer & RV rental & leasing .....	156	1 213	3 795	21	10	6	3	2	—	—	—	—	—
5322	Consumer goods rental .....	1 410	5 422	24 522	128	35	26	53	12	1	1	—	—	—
53223	Video tape & disc rental .....	908	2 118	8 962	82	13	17	46	6	—	—	—	—	—
532230	Video tape & disc rental .....	908	2 118	8 962	82	13	17	46	6	—	—	—	—	—
53229	Other consumer goods rental .....	412	2 943	13 910	29	12	4	6	5	1	1	—	—	—
532299	All other consumer goods rental .....	224	1 421	6 812	17	4	3	6	3	1	—	—	—	—

See footnotes at end of table.

**Table 6. Counties—Employees, Payroll, and Establishments by Industry: 2001—Con.**

[Excludes most government employees, railroad employees, and self-employed persons. Size class 1 to 4 includes establishments with payroll, but no employees, during mid-March pay period. (D) denotes figures withheld to avoid disclosing data for individual companies; the data are included in broader industry totals. Detailed industries with 100 or more employees are shown if industry was not a (D). For explanation of terms, abbreviations, and data reliability/comparability, see introductory text]

NAICS code	Industry	Number of employees for week including March 12	Payroll (\$1,000)		Total number of establishments	Number of establishments by employment-size class									
			First quarter	Annual		1 to 4	5 to 9	10 to 19	20 to 49	50 to 99	100 to 249	250 to 499	500 to 999	1,000 or more	
<b>HENNEPIN—Con.</b>															
<b>53</b>	<b>Real estate &amp; rental &amp; leasing—Con.</b>														
Rental & leasing services—Con.															
532	General rental centers . . . . .	190	1 481	6 457	18	5	8	3	1	1	—	—	—	—	
53231	General rental centers . . . . .	190	1 481	6 457	18	5	8	3	1	1	—	—	—	—	
532310	General rental centers . . . . .	190	1 481	6 457	18	5	8	3	1	1	—	—	—	—	
5324	Commercial, industrial equip rental & leasing . . .	1 190	18 164	64 353	72	28	18	7	13	4	2	—	—	—	
53241	Const, trans, mining equip rental & leasing . . .	297	4 828	16 798	21	8	6	2	4	1	—	—	—	—	
53242	Office machinery & equipment rental & leasing . . . . .	273	6 233	19 577	15	7	4	1	1	1	—	—	—	—	
532420	Office machinery & equipment rental & leasing . . . . .	273	6 233	19 577	15	7	4	1	1	1	—	—	—	—	
53249	Oth commercial, industrial equip rental, lease . . . . .	620	7 103	27 978	36	13	8	4	8	2	1	—	—	—	
532490	Oth commercial, industrial equip rental, lease . . . . .	620	7 103	27 978	36	13	8	4	8	2	1	—	—	—	
533	Lessors of other nonfinancial intangible asset . . .	629	7 903	30 323	22	11	3	2	2	1	3	—	—	—	
5331	Lessors of other nonfinancial intangible asset . . .	629	7 903	30 323	22	11	3	2	2	1	3	—	—	—	
53311	Lessors of other nonfinancial intangible asset . . .	629	7 903	30 323	22	11	3	2	2	1	3	—	—	—	
533110	Lessors of other nonfinancial intangible asset . . .	629	7 903	30 323	22	11	3	2	2	1	3	—	—	—	
<b>54</b>	<b>Professional, scientific &amp; technical services</b>	<b>68 833</b>	<b>996 917</b>	<b>4 077 006</b>	<b>6 494</b>	<b>4 569</b>	<b>789</b>	<b>532</b>	<b>350</b>	<b>133</b>	<b>77</b>	<b>31</b>	<b>11</b>	<b>2</b>	
541	Professional, scientific & technical services . . . . .	68 833	996 917	4 077 006	6 494	4 569	789	532	350	133	77	31	11	2	
Legal services . . . . .															
5411	Offices of lawyers . . . . .	11 504	164 868	778 151	1 021	686	140	95	54	28	10	6	2	—	
54111	Offices of lawyers . . . . .	10 573	156 573	742 184	961	659	128	84	50	23	9	6	2	—	
541110	Offices of lawyers . . . . .	10 573	156 573	742 184	961	659	128	84	50	23	9	6	2	—	
54119	Other legal services . . . . .	931	8 295	35 967	60	27	12	11	4	5	1	—	—	—	
541191	Title abstract & settlement offices . . . . .	774	6 986	31 202	45	17	11	9	3	4	1	—	—	—	
541199	All other legal services . . . . .	157	1 309	4 765	15	10	1	2	1	1	—	—	—	—	
Accounting, tax prep, bookkeep, payroll services . . . . .															
5412	Accounting, tax prep, bookkeep, payroll services . . . . .	7 486	86 718	352 649	574	397	83	43	24	9	9	8	1	—	
54121	Accounting, tax prep, bookkeep, payroll services . . . . .	7 486	86 718	352 649	574	397	83	43	24	9	9	8	1	—	
541211	Offices of certified public accountants . . . . .	4 558	62 057	256 616	314	193	54	32	19	6	5	5	—	—	
541213	Tax preparation services . . . . .	584	1 866	5 952	52	40	5	3	2	—	1	1	—	—	
541214	Payroll services . . . . .	1 774	1 889	70 803	21	5	4	3	1	2	3	2	1	—	
541219	Other accounting services . . . . .	570	4 306	19 278	187	159	20	5	2	1	—	—	—	—	
Architectural, engineering & related services . . . . .															
5413	Architectural services . . . . .	9 306	117 398	509 910	699	407	109	90	48	28	14	3	—	—	
54131	Architectural services . . . . .	3 547	43 818	191 547	215	118	39	30	12	9	5	2	—	—	
541310	Architectural services . . . . .	3 547	43 818	191 547	215	118	39	30	12	9	5	2	—	—	
54132	Landscape architectural services . . . . .	131	960	5 562	33	25	5	2	1	—	—	—	—	—	
541320	Landscape architectural services . . . . .	131	960	5 562	33	25	5	2	1	—	—	—	—	—	
54133	Engineering services . . . . .	4 933	65 854	285 401	358	206	48	45	31	19	8	1	—	—	
541330	Engineering services . . . . .	4 933	65 854	285 401	358	206	48	45	31	19	8	1	—	—	
54137	Surveying, mapping (exc geophysical) services . . . . .	150	1 320	5 976	17	7	4	4	2	—	—	—	—	—	
541370	Surveying, mapping (exc geophysical) services . . . . .	150	1 320	5 976	17	7	4	4	2	—	—	—	—	—	
54138	Testing laboratories . . . . .	449	4 755	18 021	30	12	7	8	2	—	1	—	—	—	
541380	Testing laboratories . . . . .	449	4 755	18 021	30	12	7	8	2	—	1	—	—	—	
Specialized design services . . . . .															
5414	Interior design services . . . . .	2 111	23 926	93 105	430	326	55	30	11	7	1	—	—	—	
54141	Interior design services . . . . .	449	3 568	15 755	103	77	16	7	1	2	—	—	—	—	
541410	Interior design services . . . . .	449	3 568	15 755	103	77	16	7	1	2	—	—	—	—	
54142	Industrial design services . . . . .	186	2 512	10 348	14	9	3	—	1	—	—	—	—	—	
541420	Industrial design services . . . . .	186	2 512	10 348	14	9	3	—	1	—	—	—	—	—	
54143	Graphic design services . . . . .	1 463	17 759	66 618	307	234	36	23	9	5	—	—	—	—	
541430	Graphic design services . . . . .	1 463	17 759	66 618	307	234	36	23	9	5	—	—	—	—	
5415	Computer systems design & related services . . . . .	17 919	315 293	1 177 605	1 391	1 025	137	82	80	29	23	9	6	—	
54151	Computer systems design & related services . . . . .	17 919	315 293	1 177 605	1 391	1 025	137	82	80	29	23	9	6	—	
541511	Custom computer programming services . . . . .	7 856	145 379	558 087	568	408	55	42	34	12	11	3	3	—	
541512	Computer systems design services . . . . .	7 348	126 116	472 340	476	332	53	32	29	13	10	5	2	—	
Management, sci & tech consulting services . . . . .															
5416	Management consulting services . . . . .	8 757	140 628	581 230	1 303	1 045	115	80	39	12	8	2	—	2	
54161	Management consulting services . . . . .	8 140	132 614	545 122	1 066	838	102	69	34	11	8	2	—	2	
541611	Admin & gen management consulting services . . . . .	3 860	70 094	294 207	396	304	42	22	16	5	5	1	—	1	
541612	Human res & exec search consulting services . . . . .	1 551	30 157	110 625	275	202	31	28	9	3	2	—	—	—	
541613	Marketing consulting services . . . . .	2 005	24 563	103 104	261	218	22	13	3	3	1	—	—	1	
541614	Process, phys dist & log consulting services . . . . .	510	5 016	23 742	47	35	4	3	4	—	—	1	—	—	
541618	Other management consulting services . . . . .	214	2 784	13 444	87	79	3	3	2	—	—	—	—	—	
54162	Environmental consulting services . . . . .	209	2 796	12 899	53	42	5	4	1	1	—	—	—	—	
541620	Environmental consulting services . . . . .	209	2 796	12 899	53	42	5	4	1	1	—	—	—	—	
54169	Oth scientific & technical consulting services . . . . .	408	5 218	23 209	184	165	8	7	4	—	—	—	—	—	
541690	Oth scientific & technical consulting services . . . . .	408	5 218	23 209	184	165	8	7	4	—	—	—	—	—	
Scientific R&D services . . . . .															
5417	R&D in physical, engineering & life sciences . . . . .	1 512	32 067	118 803	82	46	9	12	11	—	3	1	—	—	
54171	R&D in physical, engineering & life sciences . . . . .	1 512	32 067	118 803	82	46	9	12	11	—	3	1	—	—	
541710	R&D in physical, engineering & life sciences . . . . .	1 512	32 067	118 803	82	46	9	12	11	—	3	1	—	—	
54172	R&D in social sciences & humanities . . . . .	135	1 311	6 015	21	12	5	2	2	—	—	—	—	—	
541720	R&D in social sciences & humanities . . . . .	135	1 311	6 015	21	12	5	2	2	—	—	—	—	—	
Advertising & related services . . . . .															
5418	Advertising agencies . . . . .	6 432	85 820	337 363	507	316	80	49	41	10	7	2	2	—	
54181	Advertising agencies . . . . .	3 713	52 277	211 440	223	134	40	15	23	5	2	2	2	—	
541810	Advertising agencies . . . . .	3 713	52 277	211 440	223	134	40	15	23	5	2	2	2	—	
54182	Public relations agencies . . . . .	773	10 847	40 661	69	50	5	5	6	2	1	—	—	—	
541820	Public relations agencies . . . . .	773	10 847	40 661	69	50	5	5	6	2	1	—	—	—	
54183	Media buying agencies . . . . .	(C)	(D)	(D)	14	7	3	3	—	1	—	—	—	—	
54184	Media representatives . . . . .	328	4 738	16 219	38	23	9	5	—	—	1	—	—	—	
541840	Media representatives . . . . .	328	4 738	16 219	38	23	9	5	—	—	1	—	—	—	
54185	Display advertising . . . . .	323	2 990	9 423	19	8	4	5	—	—	2	—	—	—	
541850	Display advertising . . . . .	323	2 990	9 423	19	8	4	5	—	—	2	—	—	—	

See footnotes at end of table.



**Table 6. Counties—Employees, Payroll, and Establishments by Industry: 2001—Con.**

[Excludes most government employees, railroad employees, and self-employed persons. Size class 1 to 4 includes establishments with payroll, but no employees, during mid-March pay period. (D) denotes figures withheld to avoid disclosing data for individual companies; the data are included in broader industry totals. Detailed industries with 100 or more employees are shown if industry was not a (D). For explanation of terms, abbreviations, and data reliability/comparability, see introductory text]

NAICS code	Industry	Number of employees for week including March 12	Payroll (\$1,000)		Total number of establishments	Number of establishments by employment-size class										
			First quarter	Annual		1 to 4	5 to 9	10 to 19	20 to 49	50 to 99	100 to 249	250 to 499	500 to 999	1,000 or more		
<b>56</b>	<b>HENNEPIN—Con.</b>															
	<b>Admin, support, waste mgt, remediation services—Con.</b>															
561	Administrative & support services—Con.															
5619	Other support services .....	3 264	26 732	98 013	207	123	34	17	21	7	3	1	1	—	—	
56191	Packaging & labeling services .....	258	1 710	6 781	19	11	2	1	4	1	—	—	—	—	—	
561910	Packaging & labeling services .....	258	1 710	6 781	19	11	2	1	4	1	—	—	—	—	—	
56192	Convention & trade show organizers .....	436	5 365	22 923	50	28	12	4	4	2	—	—	—	—	—	
561920	Convention & trade show organizers .....	436	5 365	22 923	50	28	12	4	4	2	—	—	—	—	—	
56199	All other support services .....	2 570	19 657	68 309	138	84	20	12	13	4	3	1	1	—	—	
561990	All other support services .....	2 570	19 657	68 309	138	84	20	12	13	4	3	1	1	—	—	
562	Waste management & remediation services .....	1 035	9 568	40 895	63	32	11	6	9	2	3	—	—	—	—	
5621	Waste collection .....	384	3 649	15 626	29	17	5	4	2	—	1	—	—	—	—	
56211	Waste collection .....	384	3 649	15 626	29	17	5	4	2	—	1	—	—	—	—	
562111	Solid waste collection .....	327	3 011	12 833	23	12	5	4	1	—	1	—	—	—	—	
5622	Waste treatment & disposal .....	247	1 698	7 086	7	1	1	1	2	1	1	—	—	—	—	
56221	Waste treatment & disposal .....	247	1 698	7 086	7	1	1	1	2	1	1	—	—	—	—	
5629	Remediation & oth waste management services .....	404	4 221	18 183	27	14	5	1	5	1	1	—	—	—	—	
56291	Remediation services .....	184	2 137	9 778	8	4	—	1	2	—	1	—	—	—	—	
562910	Remediation services .....	184	2 137	9 778	8	4	—	1	2	—	1	—	—	—	—	
56299	All other waste management services .....	174	1 679	6 724	15	8	4	—	2	1	—	—	—	—	—	
562991	Septic tank & related services .....	129	1 119	4 787	10	6	2	—	1	1	—	—	—	—	—	
<b>61</b>	<b>Educational services .....</b>	<b>11 813</b>	<b>72 946</b>	<b>295 528</b>	<b>501</b>	<b>247</b>	<b>70</b>	<b>63</b>	<b>66</b>	<b>31</b>	<b>16</b>	<b>7</b>	<b>—</b>	<b>1</b>	<b>—</b>	<b>—</b>
611	Educational services .....	11 813	72 946	295 528	501	247	70	63	66	31	16	7	—	1	—	—
6111	Elementary & secondary schools .....	4 238	26 657	109 495	99	19	8	16	31	15	7	3	—	—	—	
61111	Elementary & secondary schools .....	4 238	26 657	109 495	99	19	8	16	31	15	7	3	—	—	—	
611110	Elementary & secondary schools .....	4 238	26 657	109 495	99	19	8	16	31	15	7	3	—	—	—	
6112	Junior colleges .....	450	3 064	12 496	4	—	—	1	1	1	—	1	—	—	—	
61121	Junior colleges .....	450	3 064	12 496	4	—	—	1	1	1	—	1	—	—	—	
611210	Junior colleges .....	450	3 064	12 496	4	—	—	1	1	1	—	1	—	—	—	
6113	Colleges, universities & professional schools .....	2 913	13 568	56 613	20	5	3	2	3	—	3	3	—	1	—	
61131	Colleges, universities & professional schools .....	2 913	13 568	56 613	20	5	3	2	3	—	3	3	—	1	—	
611310	Colleges, universities & professional schools .....	2 913	13 568	56 613	20	5	3	2	3	—	3	3	—	1	—	
6114	Business schools & computer & mgt training .....	1 179	11 983	43 247	88	51	16	7	8	3	3	—	—	—	—	
61141	Business & secretarial schools .....	(F)	(D)	(D)	8	—	2	1	—	3	2	—	—	—	—	
61142	Computer training .....	414	5 824	18 183	33	18	5	4	5	—	1	—	—	—	—	
611420	Computer training .....	414	5 824	18 183	33	18	5	4	5	—	1	—	—	—	—	
61143	Professional, management development training .....	(C)	(D)	(D)	47	33	9	2	3	—	—	—	—	—	—	
6115	Technical & trade schools .....	901	6 513	27 169	33	13	5	4	4	5	2	—	—	—	—	
61151	Technical & trade schools .....	901	6 513	27 169	33	13	5	4	4	5	2	—	—	—	—	
611519	Other technical & trade schools .....	647	5 062	20 879	19	6	3	3	1	5	1	—	—	—	—	
6116	Other schools & instruction .....	1 944	9 830	40 777	209	122	32	30	17	7	1	—	—	—	—	
61161	Fine arts schools .....	709	2 546	12 295	61	30	10	12	7	1	1	—	—	—	—	
611610	Fine arts schools .....	709	2 546	12 295	61	30	10	12	7	1	1	—	—	—	—	
61162	Sports & recreation instruction .....	349	1 120	5 385	59	42	10	4	2	1	—	—	—	—	—	
611620	Sports & recreation instruction .....	349	1 120	5 385	59	42	10	4	2	1	—	—	—	—	—	
61169	All other schools & instruction .....	801	5 840	21 693	80	45	12	12	6	5	—	—	—	—	—	
611691	Exam preparation & tutoring .....	394	3 310	10 722	27	13	4	4	3	3	—	—	—	—	—	
611699	All other miscellaneous schools & instruction .....	353	2 371	10 187	44	26	6	8	2	2	—	—	—	—	—	
6117	Educational support services .....	188	1 331	5 731	48	37	6	3	2	—	—	—	—	—	—	
61171	Educational support services .....	188	1 331	5 731	48	37	6	3	2	—	—	—	—	—	—	
611710	Educational support services .....	188	1 331	5 731	48	37	6	3	2	—	—	—	—	—	—	
<b>62</b>	<b>Health care and social assistance .....</b>	<b>91 859</b>	<b>756 496</b>	<b>3 304 901</b>	<b>3 067</b>	<b>1 220</b>	<b>699</b>	<b>515</b>	<b>370</b>	<b>135</b>	<b>94</b>	<b>18</b>	<b>4</b>	<b>12</b>	<b>—</b>	<b>—</b>
621	Ambulatory health care services .....	30 548	308 932	1 435 016	1 819	827	428	273	168	74	38	6	3	2	—	—
6211	Offices of physicians .....	9 570	130 365	643 696	485	189	68	91	89	36	10	2	—	—	—	
62111	Offices of physicians .....	9 570	130 365	643 696	485	189	68	91	89	36	10	2	—	—	—	
621111	Offices of physicians (exc mental health) .....	9 341	128 377	634 542	441	156	62	89	87	35	10	2	—	—	—	
621112	Offices of physicians, mental health .....	229	1 988	9 154	44	33	6	2	2	1	—	—	—	—	—	
6212	Offices of dentists .....	3 652	35 372	169 982	518	190	216	96	15	1	—	—	—	—	—	
62121	Offices of dentists .....	3 652	35 372	169 982	518	190	216	96	15	1	—	—	—	—	—	
621210	Offices of dentists .....	3 652	35 372	169 982	518	190	216	96	15	1	—	—	—	—	—	
6213	Offices of other health practitioners .....	2 583	18 939	80 462	519	364	93	43	13	6	—	—	—	—	—	
62131	Offices of chiropractors .....	848	5 429	24 595	235	176	44	12	3	—	—	—	—	—	—	
621310	Offices of chiropractors .....	848	5 429	24 595	235	176	44	12	3	—	—	—	—	—	—	
62132	Offices of optometrists .....	296	2 077	8 640	44	20	17	5	2	—	—	—	—	—	—	
621320	Offices of optometrists .....	296	2 077	8 640	44	20	17	5	2	—	—	—	—	—	—	
62133	Offices of other mental health practitioners .....	424	2 937	13 081	97	83	4	4	4	2	—	—	—	—	—	
621330	Offices of other mental health practitioners .....	424	2 937	13 081	97	83	4	4	4	2	—	—	—	—	—	
62134	Offices of PT, OT, speech therapy & audiology .....	466	3 247	13 387	65	37	17	7	2	2	—	—	—	—	—	
621340	Offices of PT, OT, speech therapy & audiology .....	466	3 247	13 387	65	37	17	7	2	2	—	—	—	—	—	
62139	Offices of all other health practitioners .....	549	5 249	20 759	78	48	11	15	2	2	—	—	—	—	—	
621399	Offices of all other misc health practitioners .....	466	4 429	17 503	61	36	8	13	2	2	—	—	—	—	—	
6214	Outpatient care centers .....	6 009	70 053	314 817	130	38	23	17	28	11	9	1	2	1	—	
62142	Outpatient mental health, substance abuse ctrs .....	1 255	11 971	44 600	45	16	12	7	3	5	1	—	1	—	—	
621420	Outpatient mental health, substance abuse ctrs .....	1 255	11 971	44 600	45	16	12	7	3	5	1	—	1	—	—	
62149	Other outpatient care centers .....	4 666	57 651	268 133	76	18	10	8	23	6	8	1	1	1	—	
621498	All other outpatient care centers .....	3 139	44 528	216 700	46	11	7	5	13	4	4	—	1	1	—	

See footnotes at end of table.

**Table 6. Counties—Employees, Payroll, and Establishments by Industry: 2001—Con.**

[Excludes most government employees, railroad employees, and self-employed persons. Size class 1 to 4 includes establishments with payroll, but no employees, during mid-March pay period. (D) denotes figures withheld to avoid disclosing data for individual companies; the data are included in broader industry totals. Detailed industries with 100 or more employees are shown if industry was not a (D). For explanation of terms, abbreviations, and data reliability/comparability, see introductory text]

NAICS code	Industry	Number of employees for week including March 12	Payroll (\$1,000)		Total number of establishments	Number of establishments by employment-size class											
			First quarter	Annual		1 to 4	5 to 9	10 to 19	20 to 49	50 to 99	100 to 249	250 to 499	500 to 999	1,000 or more			
<b>62</b>	<b>HENNEPIN—Con.</b>																
	<b>Health care and social assistance—Con.</b>																
621	Ambulatory health care services—Con.																
6215	Medical & diagnostic laboratories	502	8 112	34 236	40	16	9	9	4	1	1	—	—	—	—	—	
62151	Medical & diagnostic laboratories	502	8 112	34 236	40	16	9	9	4	1	1	—	—	—	—	—	
621511	Medical laboratories	225	2 239	11 210	18	9	4	2	2	—	1	—	—	—	—	—	
621512	Diagnostic Imaging centers	277	5 873	23 026	22	7	5	7	2	1	—	—	—	—	—	—	
6216	Home health care services	7 020	34 602	145 200	96	21	16	10	13	17	15	2	1	1	1	1	
62161	Home health care services	7 020	34 602	145 200	96	21	16	10	13	17	15	2	1	1	1	1	
621610	Home health care services	7 020	34 602	145 200	96	21	16	10	13	17	15	2	1	1	1	1	
6219	Other ambulatory health care services	1 212	11 489	46 623	31	9	3	7	6	2	3	1	—	—	—	—	
62191	Ambulance services	(C)	(D)	(D)	3	1	—	—	1	—	1	—	—	—	—	—	
62199	All other ambulatory health care services	(G)	(D)	(D)	28	8	3	7	5	2	2	1	—	—	—	—	
621991	Blood & organ banks	603	5 652	23 162	8	2	1	1	1	1	1	1	—	—	—	—	
622	Hospitals	(K)	(D)	(D)	14	2	—	—	—	—	2	1	—	—	—	9	
6221	General medical & surgical hospitals	30 255	278 899	1 161 727	10	—	—	—	—	—	1	—	—	—	—	9	
62211	General medical & surgical hospitals	30 255	278 899	1 161 727	10	—	—	—	—	—	1	—	—	—	—	9	
622110	General medical & surgical hospitals	30 255	278 899	1 161 727	10	—	—	—	—	—	1	—	—	—	—	9	
6223	Other specialty hospitals	(E)	(D)	(D)	4	2	—	—	—	—	1	1	—	—	—	—	
62231	Other specialty hospitals	(E)	(D)	(D)	4	2	—	—	—	—	1	1	—	—	—	—	
623	Nursing & residential care facilities	16 673	93 723	393 127	418	68	138	92	46	27	35	10	1	1	1	1	
6231	Nursing care facilities	8 905	53 908	228 931	72	7	2	8	2	17	29	6	1	—	—	—	
62311	Nursing care facilities	8 905	53 908	228 931	72	7	2	8	2	17	29	6	1	—	—	—	
623110	Nursing care facilities	8 905	53 908	228 931	72	7	2	8	2	17	29	6	1	—	—	—	
6232	Residential mental retardation, health facility	3 552	17 923	72 470	243	41	102	64	29	4	2	1	—	—	—	—	
62321	Residential mental retardation facilities	2 596	12 676	51 908	200	35	96	51	13	3	1	1	—	—	—	—	
623210	Residential mental retardation facilities	2 596	12 676	51 908	200	35	96	51	13	3	1	1	—	—	—	—	
62322	Residential mental health, subst abuse facility	956	5 247	20 562	43	6	6	13	16	1	1	—	—	—	—	—	
623220	Residential mental health, subst abuse facility	956	5 247	20 562	43	6	6	13	16	1	1	—	—	—	—	—	
6233	Community care facilities for the elderly	3 677	18 842	78 918	74	14	23	14	11	5	3	3	—	—	—	1	
62331	Community care facilities for the elderly	3 677	18 842	78 918	74	14	23	14	11	5	3	3	—	—	—	1	
623311	Continuing care retirement communities	1 370	7 264	31 440	11	1	3	1	—	3	2	—	—	—	—	—	
623312	Homes for the elderly	2 307	11 578	47 478	63	13	22	11	10	5	—	1	—	—	—	1	
6239	Other residential care facilities	539	3 050	12 808	29	6	11	6	4	1	1	—	—	—	—	—	
62399	Other residential care facilities	539	3 050	12 808	29	6	11	6	4	1	1	—	—	—	—	—	
623990	Other residential care facilities	539	3 050	12 808	29	6	11	6	4	1	1	—	—	—	—	—	
624	Social assistance	(J)	(D)	(D)	816	323	133	150	156	34	19	1	—	—	—	—	
6241	Individual & family services	5 937	33 405	139 776	366	152	75	52	60	19	8	—	—	—	—	—	
62411	Child & youth services	1 167	6 237	27 475	69	26	16	7	13	6	1	—	—	—	—	—	
624110	Child & youth services	1 167	6 237	27 475	69	26	16	7	13	6	1	—	—	—	—	—	
62412	Services for elderly & disabled persons	1 916	7 963	32 845	119	50	28	15	15	8	3	—	—	—	—	—	
624120	Services for elderly & disabled persons	1 916	7 963	32 845	119	50	28	15	15	8	3	—	—	—	—	—	
62419	Other individual & family services	2 854	19 205	79 456	178	76	31	30	32	5	4	—	—	—	—	—	
624190	Other individual & family services	2 854	19 205	79 456	178	76	31	30	32	5	4	—	—	—	—	—	
6242	Community, emergency & other relief services	(G)	(D)	(D)	73	31	10	14	10	5	3	—	—	—	—	—	
62421	Community food services	274	1 430	5 655	32	18	4	6	3	1	—	—	—	—	—	—	
624210	Community food services	274	1 430	5 655	32	18	4	6	3	1	—	—	—	—	—	—	
62422	Community housing services	1 027	5 659	24 007	31	8	4	7	6	3	3	—	—	—	—	—	
624221	Temporary shelters	638	3 565	15 262	12	2	—	2	3	3	2	—	—	—	—	—	
624229	Other community housing services	389	2 094	8 745	19	6	4	5	3	—	1	—	—	—	—	—	
62423	Emergency & other relief services	(C)	(D)	(D)	10	5	2	1	1	1	—	—	—	—	—	—	
6243	Vocational rehabilitation services	2 378	11 695	48 131	71	26	6	7	20	6	5	1	—	—	—	—	
62431	Vocational rehabilitation services	2 378	11 695	48 131	71	26	6	7	20	6	5	1	—	—	—	—	
624310	Vocational rehabilitation services	2 378	11 695	48 131	71	26	6	7	20	6	5	1	—	—	—	—	
6244	Child day care services	4 144	16 342	67 802	306	114	42	77	66	4	3	—	—	—	—	—	
62441	Child day care services	4 144	16 342	67 802	306	114	42	77	66	4	3	—	—	—	—	—	
624410	Child day care services	4 144	16 342	67 802	306	114	42	77	66	4	3	—	—	—	—	—	
<b>71</b>	<b>Arts, entertainment &amp; recreation</b>	<b>12 305</b>	<b>93 088</b>	<b>423 196</b>	<b>564</b>	<b>309</b>	<b>67</b>	<b>61</b>	<b>65</b>	<b>25</b>	<b>29</b>	<b>8</b>	—	—	—	—	
711	Performing arts, spectator sports & related industries	3 775	58 300	265 049	287	207	27	18	20	7	5	3	—	—	—	—	
7111	Performing arts companies	2 394	12 343	51 706	100	50	13	12	15	7	1	2	—	—	—	—	
71111	Theater companies & dinner theaters	1 597	7 531	30 421	44	14	4	5	14	5	1	1	—	—	—	—	
711110	Theater companies & dinner theaters	1 597	7 531	30 421	44	14	4	5	14	5	1	1	—	—	—	—	
71113	Musical groups & artists	709	4 458	19 774	41	28	6	3	1	2	—	1	—	—	—	—	
711130	Musical groups & artists	709	4 458	19 774	41	28	6	3	1	2	—	1	—	—	—	—	
7112	Spectator sports	681	41 229	188 383	19	13	1	2	—	—	2	1	—	—	—	—	
71121	Spectator sports	681	41 229	188 383	19	13	1	2	—	—	2	1	—	—	—	—	
711211	Sports teams and clubs	647	40 934	187 406	7	2	1	1	—	—	2	1	—	—	—	—	
7113	Promoters of entertainment events	352	1 609	6 990	26	18	3	1	2	—	2	—	—	—	—	—	
71131	Promoters of entertainment events with facility	253	1 012	4 021	8	5	—	—	1	—	2	—	—	—	—	—	
711310	Promoters of entertainment events with facility	253	1 012	4 021	8	5	—	—	1	—	2	—	—	—	—	—	
7115	Independent artists, writers & performers	277	2 530	15 400	113	101	6	3	3	—	—	—	—	—	—	—	
71151	Independent artists, writers & performers	277	2 530	15 400	113	101	6	3	3	—	—	—	—	—	—	—	
711510	Independent artists, writers & performers	277	2 530	15 400	113	101	6	3	3	—	—	—	—	—	—	—	
712	Museums, historical sites & like institutions	598	4 611	19 322	18	8	3	2	3	—	1	1	—	—	—	—	
7121	Museums, historical sites & like institutions	598	4 611	19 322	18	8	3	2	3	—	1	1	—	—	—	—	
71211	Museums	(F)	(D)	(D)	14	6	2	2	2	—	1	1	—	—	—	—	

See footnotes at end of table.



**Table 6. Counties—Employees, Payroll, and Establishments by Industry: 2001—Con.**

[Excludes most government employees, railroad employees, and self-employed persons. Size class 1 to 4 includes establishments with payroll, but no employees, during mid-March pay period. (D) denotes figures withheld to avoid disclosing data for individual companies; the data are included in broader industry totals. Detailed industries with 100 or more employees are shown if industry was not a (D). For explanation of terms, abbreviations, and data reliability/comparability, see introductory text]

NAICS code	Industry	Number of employees for week including March 12	Payroll (\$1,000)		Total number of establishments	Number of establishments by employment-size class									
			First quarter	Annual		1 to 4	5 to 9	10 to 19	20 to 49	50 to 99	100 to 249	250 to 499	500 to 999	1,000 or more	
<b>HENNEPIN—Con.</b>															
<b>71</b>	<b>Arts, entertainment &amp; recreation—Con.</b>														
713	Amusement, gambling & recreation industries . . . . .	7 932	30 177	138 825	259	94	37	41	42	18	23	4	—	—	
7131	Amusement parks & arcades . . . . .	(C)	(D)	(D)	5	—	2	1	1	1	—	—	—	—	
71312	Amusement arcades . . . . .	(C)	(D)	(D)	5	—	2	1	1	1	—	—	—	—	
7139	Other amusement & recreation industries . . . . .	7 798	29 139	134 294	251	93	34	39	41	17	23	4	—	—	
71391	Golf courses & country clubs . . . . .	1 517	7 578	42 777	41	12	4	7	4	8	6	—	—	—	
713910	Golf courses & country clubs . . . . .	1 517	7 578	42 777	41	12	4	7	4	8	6	—	—	—	
71394	Fitness & recreational sports centers . . . . .	5 035	17 313	73 641	124	49	16	12	20	7	16	4	—	—	
713940	Fitness & recreational sports centers . . . . .	5 035	17 313	73 641	124	49	16	12	20	7	16	4	—	—	
71395	Bowling centers . . . . .	701	2 016	7 664	21	1	2	6	9	2	1	—	—	—	
713950	Bowling centers . . . . .	701	2 016	7 664	21	1	2	6	9	2	1	—	—	—	
71399	All other amusement & recreation industries . . . . .	473	1 676	7 545	51	24	7	12	8	—	—	—	—	—	
713990	All other amusement & recreation industries . . . . .	473	1 676	7 545	51	24	7	12	8	—	—	—	—	—	
<b>72</b>	<b>Accommodation &amp; food services</b>	<b>58 542</b>	<b>198 212</b>	<b>836 271</b>	<b>2 207</b>	<b>550</b>	<b>326</b>	<b>462</b>	<b>557</b>	<b>231</b>	<b>68</b>	<b>8</b>	<b>5</b>	<b>—</b>	
721	Accommodation . . . . .	10 208	49 175	206 068	169	46	14	24	38	18	20	6	3	—	
7211	Traveler accommodation . . . . .	(I)	(D)	(D)	135	28	3	21	37	18	19	6	3	—	
72111	Hotels (exc casino hotels) & motels . . . . .	9 806	47 660	197 703	133	26	3	21	37	18	19	6	3	—	
721110	Hotels (exc casino hotels) & motels . . . . .	9 806	47 660	197 703	133	26	3	21	37	18	19	6	3	—	
7212	RV parks & recreational camps . . . . .	275	1 215	6 140	8	5	—	1	1	—	1	—	—	—	
72121	RV parks & recreational camps . . . . .	275	1 215	6 140	8	5	—	1	1	—	1	—	—	—	
7213	Rooming & boarding houses . . . . .	(C)	(D)	(D)	26	13	11	2	—	—	—	—	—	—	
72131	Rooming & boarding houses . . . . .	(C)	(D)	(D)	26	13	11	2	—	—	—	—	—	—	
722	Food services & drinking places . . . . .	48 334	149 037	630 203	2 038	504	312	438	519	213	48	2	2	—	
7221	Full-service restaurants . . . . .	25 112	80 663	341 546	766	165	84	116	209	153	39	—	—	—	
72211	Full-service restaurants . . . . .	25 112	80 663	341 546	766	165	84	116	209	153	39	—	—	—	
722110	Full-service restaurants . . . . .	25 112	80 663	341 546	766	165	84	116	209	153	39	—	—	—	
7222	Limited-service eating places . . . . .	16 906	43 531	188 071	932	213	151	259	257	47	4	—	1	—	
72221	Limited-service eating places . . . . .	16 906	43 531	188 071	932	213	151	259	257	47	4	—	1	—	
722211	Limited-service restaurants . . . . .	13 978	36 436	156 940	671	137	104	163	217	45	4	—	1	—	
722212	Cafeterias . . . . .	126	429	1 784	16	7	6	2	1	—	—	—	—	—	
722213	Snack & nonalcoholic beverage bars . . . . .	2 802	6 666	29 347	245	69	41	94	39	2	—	—	—	—	
7223	Special food services . . . . .	4 309	18 886	77 089	210	84	45	34	33	8	3	2	1	—	
72231	Food service contractors . . . . .	3 326	15 109	59 261	141	46	38	24	22	7	1	2	1	—	
722310	Food service contractors . . . . .	3 326	15 109	59 261	141	46	38	24	22	7	1	2	1	—	
72232	Caterers . . . . .	845	2 948	14 642	49	22	6	10	9	—	2	—	—	—	
722320	Caterers . . . . .	845	2 948	14 642	49	22	6	10	9	—	2	—	—	—	
72233	Mobile food services . . . . .	138	829	3 186	20	16	1	—	2	1	—	—	—	—	
722330	Mobile food services . . . . .	138	829	3 186	20	16	1	—	2	1	—	—	—	—	
7224	Drinking places (alcoholic beverages) . . . . .	2 007	5 957	23 497	130	42	32	29	20	5	2	—	—	—	
72241	Drinking places (alcoholic beverages) . . . . .	2 007	5 957	23 497	130	42	32	29	20	5	2	—	—	—	
722410	Drinking places (alcoholic beverages) . . . . .	2 007	5 957	23 497	130	42	32	29	20	5	2	—	—	—	
<b>81</b>	<b>Other services (except public administration)</b>	<b>40 551</b>	<b>227 478</b>	<b>944 970</b>	<b>3 279</b>	<b>1 640</b>	<b>738</b>	<b>467</b>	<b>303</b>	<b>86</b>	<b>32</b>	<b>8</b>	<b>4</b>	<b>1</b>	
811	Repair & maintenance . . . . .	7 847	67 636	280 659	895	495	220	104	61	9	4	1	1	—	
8111	Automotive repair & maintenance . . . . .	5 126	37 715	158 734	581	296	158	78	42	5	1	—	1	—	
81111	Automotive mechanical & electrical R&M . . . . .	2 577	21 719	90 516	344	204	99	30	10	—	—	—	1	—	
811111	General automotive repair . . . . .	2 157	18 652	77 431	267	165	68	25	8	—	—	—	1	—	
811112	Automotive exhaust system repair . . . . .	122	805	3 721	22	8	12	2	—	—	—	—	—	—	
811113	Automotive transmission repair . . . . .	124	1 049	4 318	20	10	8	1	—	—	—	—	—	—	
811118	Other automotive mechanical & electrical R&M . . . . .	174	1 213	5 046	35	21	11	2	1	—	—	—	—	—	
81112	Automotive body, paint, interior & glass repair . . . . .	1 165	11 435	49 594	141	64	37	26	13	1	—	—	—	—	
811121	Automotive body, paint & interior R&M . . . . .	952	9 710	41 460	116	55	27	21	13	—	—	—	—	—	
811122	Automotive glass replacement shops . . . . .	213	1 725	8 134	25	9	10	5	—	1	—	—	—	—	
81119	Other automotive R&M . . . . .	1 384	4 561	18 624	96	28	22	22	19	4	1	—	—	—	
811191	Automotive oil change & lubrication shops . . . . .	507	1 616	6 163	36	2	11	14	8	1	—	—	—	—	
811192	Car washes . . . . .	821	2 567	10 680	51	22	8	7	10	3	1	—	—	—	
8112	Electronic & precision equipment R&M . . . . .	1 222	16 369	67 129	80	43	15	13	4	2	2	1	—	—	
81121	Electronic & precision equipment R&M . . . . .	1 222	16 369	67 129	80	43	15	13	4	2	2	1	—	—	
811211	Consumer electronics R&M . . . . .	114	730	2 867	19	15	1	2	1	—	—	—	—	—	
811212	Computer & office machine R&M . . . . .	926	13 411	54 780	39	18	8	6	3	1	2	1	—	—	
811213	Communication equipment R&M . . . . .	102	1 378	5 494	5	—	1	3	—	1	—	—	—	—	
8113	Commercial equipment (exc auto & elec) R&M . . . . .	629	7 407	29 199	84	55	14	4	9	2	—	—	—	—	
81131	Commercial equipment (exc auto & elec) R&M . . . . .	629	7 407	29 199	84	55	14	4	9	2	—	—	—	—	
811310	Commercial equipment (exc auto & elec) R&M . . . . .	629	7 407	29 199	84	55	14	4	9	2	—	—	—	—	
8114	Personal & household goods R&M . . . . .	870	6 145	25 597	150	101	33	9	6	—	1	—	—	—	
81141	Home, garden equipment & appliance R&M . . . . .	368	3 368	13 418	29	16	7	3	2	—	1	—	—	—	
811412	Appliance repair & maintenance . . . . .	314	2 853	10 944	18	8	6	1	2	—	1	—	—	—	
81142	Reupholstery & furniture repair . . . . .	145	802	3 481	37	26	9	1	1	—	—	—	—	—	
811420	Reupholstery & furniture repair . . . . .	145	802	3 481	37	26	9	1	1	—	—	—	—	—	
81149	Other personal & household goods R&M . . . . .	325	1 859	8 206	74	52	14	5	3	—	—	—	—	—	
811490	Other personal & household goods R&M . . . . .	325	1 859	8 206	74	52	14	5	3	—	—	—	—	—	
812	Personal & laundry services . . . . .	12 817	56 350	236 060	1 021	509	225	149	101	25	9	1	1	1	
8121	Personal care services . . . . .	5 942	22 336	93 622	513	279	106	75	41	8	3	—	—	1	
81211	Hair, nail & skin care services . . . . .	5 233	20 174	85 814	431	237	94	57	32	7	3	—	—	1	
812112	Beauty salons . . . . .	5 090	19 562	83 049	366	179	89	55	32	7	3	—	—	1	
81219	Other personal care services . . . . .	709	2 162	7 808	82	42	12	18	9	1	—	—	—	—	
812191	Diet & weight reducing centers . . . . .	269	816	2 346	17	7	2	5	1	—	—	—	—	—	
812199	Other personal care services . . . . .	440	1 346	5 462	65	35	10	16	4	—	—	—	—	—	

See footnotes at end of table.

**Table 6. Counties—Employees, Payroll, and Establishments by Industry: 2001—Con.**

[Excludes most government employees, railroad employees, and self-employed persons. Size class 1 to 4 includes establishments with payroll, but no employees, during mid-March pay period. (D) denotes figures withheld to avoid disclosing data for individual companies; the data are included in broader industry totals. Detailed industries with 100 or more employees are shown if industry was not a (D). For explanation of terms, abbreviations, and data reliability/comparability, see introductory text]

NAICS code	Industry	Number of employees for week including March 12	Payroll (\$1,000)		Total number of establishments	Number of establishments by employment-size class									
			First quarter	Annual		1 to 4	5 to 9	10 to 19	20 to 49	50 to 99	100 to 249	250 to 499	500 to 999	1,000 or more	
<b>HENNEPIN—Con.</b>															
<b>81</b>	<b>Other services (except public administration)—Con.</b>														
812	Personal & laundry services—Con.														
8122	Death care services	651	3 775	17 220	60	24	16	13	4	3	—	—	—	—	
81221	Funeral homes	438	2 651	11 710	44	17	13	11	1	2	—	—	—	—	
812210	Funeral homes	438	2 651	11 710	44	17	13	11	1	2	—	—	—	—	
81222	Cemeteries & crematories	213	1 124	5 510	16	7	3	2	3	1	—	—	—	—	
812220	Cemeteries & crematories	213	1 124	5 510	16	7	3	2	3	1	—	—	—	—	
8123	Drycleaning & laundry services	2 440	12 257	51 113	143	48	39	28	19	5	3	1	—	—	
81231	Coin-operated laundries & drycleaners	188	809	3 371	33	16	10	6	1	—	—	—	—	—	
812310	Coin-operated laundries & drycleaners	188	809	3 371	33	16	10	6	1	—	—	—	—	—	
81232	Drycleaning & laundry services (exc coin-op)	1 233	4 434	18 929	98	29	29	20	16	4	—	—	—	—	
812320	Drycleaning & laundry services (exc coin-op)	1 233	4 434	18 929	98	29	29	20	16	4	—	—	—	—	
81233	Linen & uniform supply	1 019	7 014	28 813	12	3	—	2	2	1	3	1	—	—	
8129	Other personal services	3 784	17 982	74 105	305	158	64	33	37	9	3	—	1	—	
81291	Pet care (except veterinary) services	181	486	2 199	35	22	7	4	2	—	—	—	—	—	
812910	Pet care (except veterinary) services	181	486	2 199	35	22	7	4	2	—	—	—	—	—	
81292	Photofinishing	1 337	7 557	32 881	50	16	17	5	6	4	1	—	1	—	
812921	Photofinishing laboratories (except one-hour)	1 270	7 266	31 454	39	11	12	5	5	4	1	—	1	—	
81293	Parking lots & garages	1 658	6 604	26 496	132	54	30	22	22	3	1	—	—	—	
812930	Parking lots & garages	1 658	6 604	26 496	132	54	30	22	22	3	1	—	—	—	
81299	All other personal services	608	3 335	12 529	88	66	10	2	7	2	1	—	—	—	
812990	All other personal services	608	3 335	12 529	88	66	10	2	7	2	1	—	—	—	
813	Religious, grantmaking, civic, prof & like organizations	19 887	103 492	428 251	1 363	636	293	214	141	52	19	6	2	—	
8131	Religious organizations	10 810	46 506	193 743	666	265	166	116	72	32	11	3	1	—	
81311	Religious organizations	10 810	46 506	193 743	666	265	166	116	72	32	11	3	1	—	
813110	Religious organizations	10 810	46 506	193 743	666	265	166	116	72	32	11	3	1	—	
8132	Grantmaking & giving services	2 440	17 211	67 886	92	51	15	11	8	2	2	2	1	—	
81321	Grantmaking & giving services	2 440	17 211	67 886	92	51	15	11	8	2	2	2	1	—	
813211	Grantmaking foundations	366	3 171	14 471	49	35	5	5	3	—	1	—	—	—	
813212	Voluntary health organizations	1 760	11 935	47 218	24	8	6	3	3	—	1	2	1	—	
813219	Other grantmaking & giving services	314	2 105	6 197	19	8	4	3	2	2	—	—	—	—	
8133	Social advocacy organizations	1 083	6 430	27 878	129	74	28	12	12	2	1	—	—	—	
81331	Social advocacy organizations	1 083	6 430	27 878	129	74	28	12	12	2	1	—	—	—	
813311	Human rights organizations	105	599	2 506	15	7	4	3	1	—	—	—	—	—	
813312	Environment & wildlife organizations	442	2 876	12 769	31	14	8	3	4	1	1	—	—	—	
813319	Other social advocacy organizations	536	2 955	12 603	83	53	16	6	7	1	—	—	—	—	
8134	Civic & social organizations	2 187	8 658	36 229	134	54	28	22	21	6	2	1	—	—	
81341	Civic & social organizations	2 187	8 658	36 229	134	54	28	22	21	6	2	1	—	—	
813410	Civic & social organizations	2 187	8 658	36 229	134	54	28	22	21	6	2	1	—	—	
8139	Business, labor, political, like organizations	3 367	24 687	102 515	342	192	56	53	28	10	3	—	—	—	
81391	Business associations	964	10 779	42 838	103	57	19	14	10	3	—	—	—	—	
813910	Business associations	964	10 779	42 838	103	57	19	14	10	3	—	—	—	—	
81392	Professional organizations	558	3 054	13 999	48	28	10	6	2	—	2	—	—	—	
813920	Professional organizations	558	3 054	13 999	48	28	10	6	2	—	2	—	—	—	
81393	Labor unions & similar labor organizations	1 420	8 213	34 473	94	32	20	21	13	7	1	—	—	—	
813930	Labor unions & similar labor organizations	1 420	8 213	34 473	94	32	20	21	13	7	1	—	—	—	
81399	Oth similar organizations (exc business, prof, labor, pol)	409	2 433	10 414	88	67	6	12	3	—	—	—	—	—	
813990	Oth similar organizations (exc business, prof, labor, pol)	409	2 433	10 414	88	67	6	12	3	—	—	—	—	—	
<b>95</b>	<b>Auxiliaries (exc corporate, subsidiary &amp; regional mgt)</b>	<b>7 051</b>	<b>166 769</b>	<b>589 751</b>	<b>115</b>	<b>28</b>	<b>24</b>	<b>18</b>	<b>17</b>	<b>12</b>	<b>8</b>	<b>5</b>	<b>3</b>	<b>—</b>	
<b>99</b>	<b>Unclassified establishments</b>	<b>(E)</b>	<b>(D)</b>	<b>(D)</b>	<b>290</b>	<b>271</b>	<b>16</b>	<b>2</b>	<b>1</b>	<b>—</b>	<b>—</b>	<b>—</b>	<b>—</b>	<b>—</b>	
<b>HOUSTON</b>															
	<b>Total</b>	<b>3 536</b>	<b>17 386</b>	<b>77 395</b>	<b>388</b>	<b>216</b>	<b>83</b>	<b>51</b>	<b>24</b>	<b>10</b>	<b>4</b>	<b>—</b>	<b>—</b>	<b>—</b>	
<b>11</b>	<b>Forestry, fishing, hunting, and agriculture support</b>	<b>(A)</b>	<b>(D)</b>	<b>(D)</b>	<b>1</b>	<b>1</b>	<b>—</b>	<b>—</b>	<b>—</b>	<b>—</b>	<b>—</b>	<b>—</b>	<b>—</b>	<b>—</b>	
<b>21</b>	<b>Mining</b>	<b>(B)</b>	<b>(D)</b>	<b>(D)</b>	<b>2</b>	<b>1</b>	<b>—</b>	<b>—</b>	<b>1</b>	<b>—</b>	<b>—</b>	<b>—</b>	<b>—</b>	<b>—</b>	
<b>22</b>	<b>Utilities</b>	<b>(A)</b>	<b>(D)</b>	<b>(D)</b>	<b>1</b>	<b>—</b>	<b>1</b>	<b>—</b>	<b>—</b>	<b>—</b>	<b>—</b>	<b>—</b>	<b>—</b>	<b>—</b>	
<b>23</b>	<b>Construction</b>	<b>202</b>	<b>1 505</b>	<b>7 036</b>	<b>52</b>	<b>38</b>	<b>10</b>	<b>2</b>	<b>2</b>	<b>—</b>	<b>—</b>	<b>—</b>	<b>—</b>	<b>—</b>	
235	Special trade contractors	101	537	3 040	34	26	7	1	—	—	—	—	—	—	
<b>31-33</b>	<b>Manufacturing</b>	<b>525</b>	<b>3 238</b>	<b>13 913</b>	<b>19</b>	<b>7</b>	<b>2</b>	<b>4</b>	<b>4</b>	<b>1</b>	<b>1</b>	<b>—</b>	<b>—</b>	<b>—</b>	
321	Wood product mfg	131	983	5 292	3	—	—	1	1	1	—	—	—	—	
336	Transportation equipment mfg	(C)	(D)	(D)	1	—	—	—	—	—	1	—	—	—	
3363	Motor vehicle parts mfg	(C)	(D)	(D)	1	—	—	—	—	—	1	—	—	—	
33637	Motor vehicle metal stamping	(C)	(D)	(D)	1	—	—	—	—	—	1	—	—	—	
<b>42</b>	<b>Wholesale trade</b>	<b>211</b>	<b>1 205</b>	<b>4 341</b>	<b>27</b>	<b>11</b>	<b>8</b>	<b>6</b>	<b>2</b>	<b>—</b>	<b>—</b>	<b>—</b>	<b>—</b>	<b>—</b>	
421	Wholesale trade, durable goods	127	901	3 191	14	3	6	4	1	—	—	—	—	—	
<b>44-45</b>	<b>Retail trade</b>	<b>526</b>	<b>1 515</b>	<b>7 108</b>	<b>65</b>	<b>35</b>	<b>14</b>	<b>10</b>	<b>4</b>	<b>2</b>	<b>—</b>	<b>—</b>	<b>—</b>	<b>—</b>	
445	Food & beverage stores	206	421	1 735	12	4	3	2	1	2	—	—	—	—	
4451	Grocery stores	(C)	(D)	(D)	7	3	—	1	1	2	—	—	—	—	
44511	Grocery (except convenience) stores	173	337	1 384	6	2	—	1	1	2	—	—	—	—	
445110	Grocery (except convenience) stores	173	337	1 384	6	2	—	1	1	2	—	—	—	—	
447	Gasoline stations	124	408	1 822	14	5	3	5	1	—	—	—	—	—	
4471	Gasoline stations	124	408	1 822	14	5	3	5	1	—	—	—	—	—	

See footnotes at end of table.

**Table 6. Counties—Employees, Payroll, and Establishments by Industry: 2001—Con.**

[Excludes most government employees, railroad employees, and self-employed persons. Size class 1 to 4 includes establishments with payroll, but no employees, during mid-March pay period. (D) denotes figures withheld to avoid disclosing data for individual companies; the data are included in broader industry totals. Detailed industries with 100 or more employees are shown if industry was not a (D). For explanation of terms, abbreviations, and data reliability/comparability, see introductory text]

NAICS code	Industry	Number of employees for week including March 12	Payroll (\$1,000)		Total number of establishments	Number of establishments by employment-size class								
			First quarter	Annual		1 to 4	5 to 9	10 to 19	20 to 49	50 to 99	100 to 249	250 to 499	500 to 999	1,000 or more
<b>HOUSTON—Con.</b>														
<b>48-49</b>	<b>Transportation &amp; warehousing</b> .....	<b>302</b>	<b>1 759</b>	<b>8 403</b>	<b>12</b>	<b>6</b>	<b>2</b>	—	<b>1</b>	<b>2</b>	<b>1</b>	—	—	—
484	Truck transportation .....	(C)	(D)	(D)	9	6	1	—	—	1	1	—	—	—
4841	General freight trucking .....	(C)	(D)	(D)	5	3	—	—	—	1	1	—	—	—
48411	General freight trucking, local .....	(C)	(D)	(D)	3	2	—	—	—	—	1	—	—	—
485	Transit & ground passenger transportation .....	(C)	(D)	(D)	3	—	1	—	1	1	—	—	—	—
<b>51</b>	<b>Information</b> .....	<b>126</b>	<b>1 277</b>	<b>5 493</b>	<b>9</b>	<b>4</b>	<b>2</b>	<b>1</b>	<b>1</b>	<b>1</b>	—	—	—	—
513	Broadcasting & telecommunications .....	106	1 202	5 193	6	3	1	—	1	1	—	—	—	—
<b>52</b>	<b>Finance &amp; insurance</b> .....	<b>198</b>	<b>1 298</b>	<b>6 042</b>	<b>27</b>	<b>16</b>	<b>4</b>	<b>4</b>	<b>3</b>	—	—	—	—	—
522	Credit intermediation & related activities .....	129	802	3 424	9	1	2	4	2	—	—	—	—	—
5221	Depository credit intermediation .....	(C)	(D)	(D)	8	—	2	4	2	—	—	—	—	—
52211	Commercial banking .....	(C)	(D)	(D)	7	—	1	4	2	—	—	—	—	—
<b>53</b>	<b>Real estate &amp; rental &amp; leasing</b> .....	<b>(A)</b>	<b>(D)</b>	<b>(D)</b>	<b>3</b>	<b>3</b>	—	—	—	—	—	—	—	—
<b>54</b>	<b>Professional, scientific &amp; technical services</b> .....	<b>99</b>	<b>383</b>	<b>1 598</b>	<b>23</b>	<b>15</b>	<b>5</b>	<b>2</b>	<b>1</b>	—	—	—	—	—
<b>56</b>	<b>Admin, support, waste mgt, remediation services</b> .....	<b>56</b>	<b>204</b>	<b>1 073</b>	<b>15</b>	<b>11</b>	<b>3</b>	—	<b>1</b>	—	—	—	—	—
<b>61</b>	<b>Educational services</b> .....	<b>92</b>	<b>292</b>	<b>1 355</b>	<b>5</b>	<b>1</b>	—	<b>2</b>	<b>2</b>	—	—	—	—	—
<b>62</b>	<b>Health care and social assistance</b> .....	<b>719</b>	<b>3 417</b>	<b>14 281</b>	<b>35</b>	<b>14</b>	<b>6</b>	<b>8</b>	<b>1</b>	<b>4</b>	<b>2</b>	—	—	—
623	Nursing & residential care facilities .....	489	2 092	8 408	9	—	—	4	—	3	2	—	—	—
6231	Nursing care facilities .....	(E)	(D)	(D)	3	—	—	—	—	2	1	—	—	—
62311	Nursing care facilities .....	(E)	(D)	(D)	3	—	—	—	—	2	1	—	—	—
6232	Residential mental retardation, health facil .....	(C)	(D)	(D)	5	—	—	3	—	1	1	—	—	—
62321	Residential mental retardation facilities .....	(C)	(D)	(D)	3	—	—	1	—	1	1	—	—	—
624	Social assistance .....	(C)	(D)	(D)	12	8	2	—	1	1	—	—	—	—
6243	Vocational rehabilitation services .....	(C)	(D)	(D)	3	1	—	—	1	1	—	—	—	—
62431	Vocational rehabilitation services .....	(C)	(D)	(D)	3	1	—	—	1	1	—	—	—	—
<b>71</b>	<b>Arts, entertainment &amp; recreation</b> .....	<b>28</b>	<b>38</b>	<b>363</b>	<b>6</b>	<b>3</b>	<b>2</b>	<b>1</b>	—	—	—	—	—	—
<b>72</b>	<b>Accommodation &amp; food services</b> .....	<b>206</b>	<b>286</b>	<b>1 353</b>	<b>32</b>	<b>14</b>	<b>11</b>	<b>6</b>	<b>1</b>	—	—	—	—	—
722	Food services & drinking places .....	(C)	(D)	(D)	28	11	10	6	1	—	—	—	—	—
<b>81</b>	<b>Other services (except public administration)</b> .....	<b>193</b>	<b>587</b>	<b>2 454</b>	<b>49</b>	<b>32</b>	<b>12</b>	<b>5</b>	—	—	—	—	—	—
813	Religious, grantmaking, civic, prof & like organizations .....	113	230	935	21	11	6	4	—	—	—	—	—	—
<b>95</b>	<b>Auxiliaries (exc corporate, subsidiary &amp; regional mgt)</b> .....	<b>(A)</b>	<b>(D)</b>	<b>(D)</b>	<b>1</b>	—	<b>1</b>	—	—	—	—	—	—	—
<b>99</b>	<b>Unclassified establishments</b> .....	<b>(A)</b>	<b>(D)</b>	<b>(D)</b>	<b>4</b>	<b>4</b>	—	—	—	—	—	—	—	—
<b>HUBBARD</b>														
	<b>Total</b> .....	<b>6 107</b>	<b>29 070</b>	<b>133 408</b>	<b>534</b>	<b>326</b>	<b>102</b>	<b>51</b>	<b>33</b>	<b>15</b>	<b>3</b>	<b>2</b>	<b>2</b>	—
<b>11</b>	<b>Forestry, fishing, hunting, and agriculture support</b> .....	<b>(B)</b>	<b>(D)</b>	<b>(D)</b>	<b>15</b>	<b>11</b>	<b>4</b>	—	—	—	—	—	—	—
<b>22</b>	<b>Utilities</b> .....	<b>(A)</b>	<b>(D)</b>	<b>(D)</b>	<b>2</b>	<b>1</b>	—	<b>1</b>	—	—	—	—	—	—
<b>23</b>	<b>Construction</b> .....	<b>205</b>	<b>1 172</b>	<b>7 324</b>	<b>65</b>	<b>49</b>	<b>13</b>	<b>3</b>	—	—	—	—	—	—
235	Special trade contractors .....	113	610	3 392	39	29	9	1	—	—	—	—	—	—
<b>31-33</b>	<b>Manufacturing</b> .....	<b>1 092</b>	<b>6 276</b>	<b>27 881</b>	<b>28</b>	<b>9</b>	<b>7</b>	<b>5</b>	<b>4</b>	<b>1</b>	<b>1</b>	—	<b>1</b>	—
311	Food mfg .....	(F)	(D)	(D)	4	—	2	1	—	—	—	—	1	—
3114	Fruit & veg preserving & specialty food mfg .....	(F)	(D)	(D)	2	—	1	—	—	—	—	—	1	—
31141	Frozen food mfg .....	(F)	(D)	(D)	1	—	—	—	—	—	—	—	1	—
321	Wood product mfg .....	151	875	3 599	7	—	1	3	3	—	—	—	—	—
3219	Other wood product mfg .....	(C)	(D)	(D)	5	—	—	3	2	—	—	—	—	—
332	Fabricated metal product mfg .....	(C)	(D)	(D)	4	3	—	—	—	1	—	—	—	—
3327	Mach shops, turn prod, screw, nut, bolt mfg .....	(C)	(D)	(D)	2	1	—	—	—	1	—	—	—	—
33272	Turned product & screw, nut & bolt mfg .....	(C)	(D)	(D)	1	—	—	—	—	1	—	—	—	—
<b>42</b>	<b>Wholesale trade</b> .....	<b>167</b>	<b>786</b>	<b>3 020</b>	<b>21</b>	<b>12</b>	<b>5</b>	<b>3</b>	—	<b>1</b>	—	—	—	—
422	Wholesale trade, nondurable goods .....	107	513	1 939	10	6	2	1	—	1	—	—	—	—
<b>44-45</b>	<b>Retail trade</b> .....	<b>886</b>	<b>3 010</b>	<b>13 868</b>	<b>97</b>	<b>56</b>	<b>22</b>	<b>9</b>	<b>6</b>	<b>3</b>	<b>1</b>	—	—	—
445	Food & beverage stores .....	428	1 190	5 660	18	8	4	1	1	3	1	—	—	—
4451	Grocery stores .....	(E)	(D)	(D)	11	5	3	—	—	2	1	—	—	—
44511	Grocery (except convenience) stores .....	314	851	4 053	7	1	3	—	—	2	1	—	—	—
445110	Grocery (except convenience) stores .....	314	851	4 053	7	1	3	—	—	2	1	—	—	—
4453	Beer, wine & liquor stores .....	109	327	1 500	5	1	1	1	1	1	—	—	—	—
44531	Beer, wine & liquor stores .....	109	327	1 500	5	1	1	1	1	1	—	—	—	—
445310	Beer, wine & liquor stores .....	109	327	1 500	5	1	1	1	1	1	—	—	—	—
447	Gasoline stations .....	114	343	1 344	14	3	7	4	—	—	—	—	—	—
4471	Gasoline stations .....	114	343	1 344	14	3	7	4	—	—	—	—	—	—
44711	Gasoline stations with convenience stores .....	(C)	(D)	(D)	12	2	6	4	—	—	—	—	—	—
<b>48-49</b>	<b>Transportation &amp; warehousing</b> .....	<b>(B)</b>	<b>(D)</b>	<b>(D)</b>	<b>10</b>	<b>7</b>	<b>2</b>	<b>1</b>	—	—	—	—	—	—
<b>51</b>	<b>Information</b> .....	<b>69</b>	<b>344</b>	<b>1 463</b>	<b>11</b>	<b>5</b>	<b>4</b>	<b>1</b>	<b>1</b>	—	—	—	—	—

See footnotes at end of table.

**Table 6. Counties—Employees, Payroll, and Establishments by Industry: 2001—Con.**

[Excludes most government employees, railroad employees, and self-employed persons. Size class 1 to 4 includes establishments with payroll, but no employees, during mid-March pay period. (D) denotes figures withheld to avoid disclosing data for individual companies; the data are included in broader industry totals. Detailed industries with 100 or more employees are shown if industry was not a (D). For explanation of terms, abbreviations, and data reliability/comparability, see introductory text]

NAICS code	Industry	Number of employees for week including March 12	Payroll (\$1,000)		Total number of establishments	Number of establishments by employment-size class								
			First quarter	Annual		1 to 4	5 to 9	10 to 19	20 to 49	50 to 99	100 to 249	250 to 499	500 to 999	1,000 or more
<b>HUBBARD—Con.</b>														
<b>52</b>	<b>Finance &amp; insurance</b> .....	<b>176</b>	<b>1 171</b>	<b>5 072</b>	<b>20</b>	<b>11</b>	<b>5</b>	<b>1</b>	<b>2</b>	<b>1</b>	—	—	—	—
522	Credit intermediation & related activities .....	(C)	(D)	(D)	8	2	2	1	2	1	—	—	—	—
5221	Depository credit intermediation .....	132	965	4 129	6	1	1	1	2	1	—	—	—	—
52211	Commercial banking .....	132	965	4 129	6	1	1	1	2	1	—	—	—	—
522110	Commercial banking .....	132	965	4 129	6	1	1	1	2	1	—	—	—	—
<b>53</b>	<b>Real estate &amp; rental &amp; leasing</b> .....	<b>(C)</b>	<b>(D)</b>	<b>(D)</b>	<b>12</b>	<b>9</b>	—	—	<b>2</b>	<b>1</b>	—	—	—	—
531	Real estate .....	(C)	(D)	(D)	11	8	—	—	2	1	—	—	—	—
<b>54</b>	<b>Professional, scientific &amp; technical services</b> .....	<b>68</b>	<b>307</b>	<b>1 345</b>	<b>25</b>	<b>21</b>	<b>3</b>	<b>1</b>	—	—	—	—	—	—
<b>55</b>	<b>Management of companies &amp; enterprises</b> .....	<b>(B)</b>	<b>(D)</b>	<b>(D)</b>	<b>5</b>	<b>4</b>	—	—	—	<b>1</b>	—	—	—	—
<b>56</b>	<b>Admin, support, waste mgt, remediation services</b> .....	<b>(B)</b>	<b>(D)</b>	<b>(D)</b>	<b>16</b>	<b>14</b>	<b>1</b>	<b>1</b>	—	—	—	—	—	—
<b>61</b>	<b>Educational services</b> .....	<b>(B)</b>	<b>(D)</b>	<b>(D)</b>	<b>2</b>	—	—	<b>1</b>	<b>1</b>	—	—	—	—	—
<b>62</b>	<b>Health care and social assistance</b> .....	<b>998</b>	<b>6 768</b>	<b>30 947</b>	<b>72</b>	<b>38</b>	<b>15</b>	<b>10</b>	<b>4</b>	<b>4</b>	—	<b>1</b>	—	—
621	Ambulatory health care services .....	214	1 583	8 757	25	12	9	2	1	1	—	—	—	—
622	Hospitals .....	(E)	(D)	(D)	2	—	—	—	—	1	—	1	—	—
6221	General medical & surgical hospitals .....	(E)	(D)	(D)	2	—	—	—	—	1	—	1	—	—
62211	General medical & surgical hospitals .....	(E)	(D)	(D)	2	—	—	—	—	1	—	1	—	—
623	Nursing & residential care facilities .....	(C)	(D)	(D)	10	6	—	3	1	—	—	—	—	—
624	Social assistance .....	327	2 052	9 266	35	20	6	5	2	2	—	—	—	—
6241	Individual & family services .....	(E)	(D)	(D)	23	11	4	5	1	2	—	—	—	—
62412	Services for elderly & disabled persons .....	(C)	(D)	(D)	15	7	2	3	1	2	—	—	—	—
<b>71</b>	<b>Arts, entertainment &amp; recreation</b> .....	<b>(G)</b>	<b>(D)</b>	<b>(D)</b>	<b>11</b>	<b>5</b>	<b>3</b>	—	—	—	<b>1</b>	<b>1</b>	<b>1</b>	—
713	Amusement, gambling & recreation industries .....	(G)	(D)	(D)	9	3	3	—	—	—	1	1	1	—
7132	Gambling industries .....	(G)	(D)	(D)	3	—	—	—	—	—	1	1	1	—
71329	Other gambling industries .....	(G)	(D)	(D)	3	—	—	—	—	—	1	1	1	—
<b>72</b>	<b>Accommodation &amp; food services</b> .....	<b>493</b>	<b>962</b>	<b>5 037</b>	<b>67</b>	<b>38</b>	<b>11</b>	<b>8</b>	<b>10</b>	—	—	—	—	—
722	Food services & drinking places .....	399	723	3 430	41	18	8	7	8	—	—	—	—	—
7221	Full-service restaurants .....	260	467	2 281	23	8	4	6	5	—	—	—	—	—
72211	Full-service restaurants .....	260	467	2 281	23	8	4	6	5	—	—	—	—	—
722110	Full-service restaurants .....	260	467	2 281	23	8	4	6	5	—	—	—	—	—
7222	Limited-service eating places .....	117	199	874	10	4	2	1	3	—	—	—	—	—
72221	Limited-service eating places .....	117	199	874	10	4	2	1	3	—	—	—	—	—
<b>81</b>	<b>Other services (except public administration)</b> .....	<b>337</b>	<b>1 468</b>	<b>6 421</b>	<b>49</b>	<b>32</b>	<b>7</b>	<b>6</b>	<b>3</b>	<b>1</b>	—	—	—	—
813	Religious, grantmaking, civic, prof & like organizations .....	280	1 230	5 409	32	19	4	5	3	1	—	—	—	—
<b>95</b>	<b>Auxiliaries (exc corporate, subsidiary &amp; regional mgt)</b> .....	<b>(C)</b>	<b>(D)</b>	<b>(D)</b>	<b>2</b>	—	—	—	—	<b>2</b>	—	—	—	—
<b>99</b>	<b>Unclassified establishments</b> .....	<b>(A)</b>	<b>(D)</b>	<b>(D)</b>	<b>4</b>	<b>4</b>	—	—	—	—	—	—	—	—
<b>ISANTI</b>														
	<b>Total</b> .....	<b>7 727</b>	<b>44 372</b>	<b>190 525</b>	<b>769</b>	<b>459</b>	<b>134</b>	<b>107</b>	<b>52</b>	<b>7</b>	<b>7</b>	<b>2</b>	<b>1</b>	—
<b>11</b>	<b>Forestry, fishing, hunting, and agriculture support</b> .....	<b>(A)</b>	<b>(D)</b>	<b>(D)</b>	<b>3</b>	<b>3</b>	—	—	—	—	—	—	—	—
<b>21</b>	<b>Mining</b> .....	<b>(A)</b>	<b>(D)</b>	<b>(D)</b>	<b>1</b>	<b>1</b>	—	—	—	—	—	—	—	—
<b>22</b>	<b>Utilities</b> .....	<b>(A)</b>	<b>(D)</b>	<b>(D)</b>	<b>2</b>	<b>1</b>	<b>1</b>	—	—	—	—	—	—	—
<b>23</b>	<b>Construction</b> .....	<b>451</b>	<b>3 172</b>	<b>16 128</b>	<b>150</b>	<b>119</b>	<b>20</b>	<b>9</b>	<b>2</b>	—	—	—	—	—
233	Building, developing & general contracting .....	117	978	4 507	42	34	4	3	1	—	—	—	—	—
2332	Residential building construction .....	(C)	(D)	(D)	35	28	3	3	1	—	—	—	—	—
235	Special trade contractors .....	319	2 125	10 690	100	78	15	6	1	—	—	—	—	—
<b>31-33</b>	<b>Manufacturing</b> .....	<b>1 358</b>	<b>10 596</b>	<b>41 854</b>	<b>73</b>	<b>34</b>	<b>11</b>	<b>13</b>	<b>11</b>	<b>1</b>	<b>3</b>	—	—	—
332	Fabricated metal product mfg .....	891	7 390	28 242	26	10	4	5	3	1	3	—	—	—
3324	Boiler, tank & shipping container mfg .....	(C)	(D)	(D)	1	—	—	—	—	—	1	—	—	—
33242	Metal tank (heavy gauge) mfg .....	(C)	(D)	(D)	1	—	—	—	—	—	1	—	—	—
3327	Mach shops, turn prod, screw, nut, bolt mfg .....	371	3 043	12 581	11	3	2	2	3	—	1	—	—	—
33271	Machine shops .....	371	3 043	12 581	11	3	2	2	3	—	1	—	—	—
332710	Machine shops .....	371	3 043	12 581	11	3	2	2	3	—	1	—	—	—
3329	Other fabricated metal product mfg .....	(E)	(D)	(D)	3	1	—	1	—	—	1	—	—	—
33299	All other fabricated metal product mfg .....	(E)	(D)	(D)	3	1	—	1	—	—	1	—	—	—
<b>42</b>	<b>Wholesale trade</b> .....	<b>104</b>	<b>641</b>	<b>2 814</b>	<b>25</b>	<b>19</b>	<b>3</b>	<b>2</b>	<b>1</b>	—	—	—	—	—

See footnotes at end of table.

**Table 6. Counties—Employees, Payroll, and Establishments by Industry: 2001—Con.**

[Excludes most government employees, railroad employees, and self-employed persons. Size class 1 to 4 includes establishments with payroll, but no employees, during mid-March pay period. (D) denotes figures withheld to avoid disclosing data for individual companies; the data are included in broader industry totals. Detailed industries with 100 or more employees are shown if industry was not a (D). For explanation of terms, abbreviations, and data reliability/comparability, see introductory text]

NAICS code	Industry	Number of employees for week including March 12	Payroll (\$1,000)		Total number of establishments	Number of establishments by employment-size class								
			First quarter	Annual		1 to 4	5 to 9	10 to 19	20 to 49	50 to 99	100 to 249	250 to 499	500 to 999	1,000 or more
<b>ISANTI—Con.</b>														
<b>44-45</b>	<b>Retail trade</b> .....	<b>1 519</b>	<b>6 483</b>	<b>27 880</b>	<b>113</b>	<b>49</b>	<b>23</b>	<b>25</b>	<b>12</b>	<b>1</b>	<b>3</b>	—	—	—
441	Motor vehicle & parts dealers .....	233	1 466	6 635	20	8	5	4	3	—	—	—	—	—
4411	Automobile dealers .....	152	1 125	5 227	10	5	1	1	3	—	—	—	—	—
44111	New car dealers .....	114	896	4 172	4	—	1	1	2	—	—	—	—	—
441110	New car dealers .....	114	896	4 172	4	—	1	1	2	—	—	—	—	—
444	Bldg material & garden equip & supp dealers .....	179	868	4 444	19	7	5	4	3	—	—	—	—	—
4441	Building material & supplies dealers .....	107	528	2 729	13	5	4	3	1	—	—	—	—	—
445	Food & beverage stores .....	(E)	(D)	(D)	6	—	1	1	2	1	1	—	—	—
4451	Grocery stores .....	(E)	(D)	(D)	4	—	—	—	2	1	1	—	—	—
44511	Grocery (except convenience) stores .....	(E)	(D)	(D)	4	—	—	—	2	1	1	—	—	—
447	Gasoline stations .....	197	579	2 540	17	4	2	9	2	—	—	—	—	—
4471	Gasoline stations .....	197	579	2 540	17	4	2	9	2	—	—	—	—	—
44711	Gasoline stations with convenience stores .....	187	543	2 368	14	2	1	9	2	—	—	—	—	—
447110	Gasoline stations with convenience stores .....	187	543	2 368	14	2	1	9	2	—	—	—	—	—
452	General merchandise stores .....	(E)	(D)	(D)	6	3	—	1	—	—	2	—	—	—
4521	Department stores .....	(E)	(D)	(D)	2	—	—	—	—	—	2	—	—	—
45211	Department stores .....	(E)	(D)	(D)	2	—	—	—	—	—	2	—	—	—
<b>48-49</b>	<b>Transportation &amp; warehousing</b> .....	<b>74</b>	<b>312</b>	<b>1 759</b>	<b>26</b>	<b>18</b>	<b>6</b>	<b>2</b>	—	—	—	—	—	—
<b>51</b>	<b>Information</b> .....	<b>396</b>	<b>2 421</b>	<b>9 970</b>	<b>9</b>	<b>3</b>	—	<b>1</b>	<b>4</b>	—	—	<b>1</b>	—	—
513	Broadcasting & telecommunications .....	(E)	(D)	(D)	4	2	—	—	1	—	—	1	—	—
5131	Radio & television broadcasting .....	(E)	(D)	(D)	1	—	—	—	—	—	—	1	—	—
51311	Radio broadcasting .....	(E)	(D)	(D)	1	—	—	—	—	—	—	1	—	—
<b>52</b>	<b>Finance &amp; insurance</b> .....	<b>251</b>	<b>2 727</b>	<b>8 575</b>	<b>37</b>	<b>26</b>	<b>3</b>	<b>5</b>	<b>3</b>	—	—	—	—	—
522	Credit intermediation & related activities .....	187	2 323	6 947	14	6	1	4	3	—	—	—	—	—
5221	Depository credit intermediation .....	(C)	(D)	(D)	11	4	—	4	3	—	—	—	—	—
52211	Commercial banking .....	125	1 991	5 278	7	2	—	3	2	—	—	—	—	—
522110	Commercial banking .....	125	1 991	5 278	7	2	—	3	2	—	—	—	—	—
<b>53</b>	<b>Real estate &amp; rental &amp; leasing</b> .....	<b>123</b>	<b>316</b>	<b>1 668</b>	<b>23</b>	<b>17</b>	<b>3</b>	<b>1</b>	<b>2</b>	—	—	—	—	—
<b>54</b>	<b>Professional, scientific &amp; technical services</b> .....	<b>262</b>	<b>1 751</b>	<b>8 027</b>	<b>56</b>	<b>36</b>	<b>11</b>	<b>8</b>	<b>1</b>	—	—	—	—	—
541	Professional, scientific & technical services .....	262	1 751	8 027	56	36	11	8	1	—	—	—	—	—
<b>55</b>	<b>Management of companies &amp; enterprises</b> .....	<b>(B)</b>	<b>(D)</b>	<b>(D)</b>	<b>3</b>	—	<b>2</b>	—	—	<b>1</b>	—	—	—	—
<b>56</b>	<b>Admin, support, waste mgt, remediation services</b> .....	<b>209</b>	<b>1 012</b>	<b>5 407</b>	<b>43</b>	<b>34</b>	<b>5</b>	<b>2</b>	<b>1</b>	<b>1</b>	—	—	—	—
561	Administrative & support services .....	(C)	(D)	(D)	40	32	5	2	1	—	—	—	—	—
<b>61</b>	<b>Educational services</b> .....	<b>(B)</b>	<b>(D)</b>	<b>(D)</b>	<b>5</b>	<b>4</b>	—	<b>1</b>	—	—	—	—	—	—
<b>62</b>	<b>Health care and social assistance</b> .....	<b>1 681</b>	<b>10 669</b>	<b>47 046</b>	<b>49</b>	<b>23</b>	<b>8</b>	<b>11</b>	<b>2</b>	<b>2</b>	<b>1</b>	<b>1</b>	<b>1</b>	—
621	Ambulatory health care services .....	183	3 098	12 751	25	13	5	6	—	1	—	—	—	—
622	Hospitals .....	(F)	(D)	(D)	1	—	—	—	—	—	—	—	1	—
6221	General medical & surgical hospitals .....	(F)	(D)	(D)	1	—	—	—	—	—	—	—	1	—
62211	General medical & surgical hospitals .....	(F)	(D)	(D)	1	—	—	—	—	—	—	—	1	—
623	Nursing & residential care facilities .....	(F)	(D)	(D)	13	4	1	3	2	1	1	1	—	—
6231	Nursing care facilities .....	(E)	(D)	(D)	2	—	—	—	—	—	1	1	—	—
62311	Nursing care facilities .....	(E)	(D)	(D)	2	—	—	—	—	—	1	1	—	—
<b>71</b>	<b>Arts, entertainment &amp; recreation</b> .....	<b>(B)</b>	<b>(D)</b>	<b>(D)</b>	<b>14</b>	<b>8</b>	<b>4</b>	<b>2</b>	—	—	—	—	—	—
<b>72</b>	<b>Accommodation &amp; food services</b> .....	<b>709</b>	<b>1 326</b>	<b>6 099</b>	<b>51</b>	<b>12</b>	<b>10</b>	<b>18</b>	<b>10</b>	<b>1</b>	—	—	—	—
722	Food services & drinking places .....	676	1 263	5 786	45	9	8	17	10	1	—	—	—	—
7221	Full-service restaurants .....	339	610	2 888	20	4	3	7	6	—	—	—	—	—
72211	Full-service restaurants .....	339	610	2 888	20	4	3	7	6	—	—	—	—	—
722110	Full-service restaurants .....	339	610	2 888	20	4	3	7	6	—	—	—	—	—
7222	Limited-service eating places .....	223	421	1 855	13	1	2	7	2	1	—	—	—	—
72221	Limited-service eating places .....	223	421	1 855	13	1	2	7	2	1	—	—	—	—
<b>81</b>	<b>Other services (except public administration)</b> .....	<b>385</b>	<b>1 444</b>	<b>6 051</b>	<b>76</b>	<b>43</b>	<b>23</b>	<b>7</b>	<b>3</b>	—	—	—	—	—
813	Religious, grantmaking, civic, prof & like organizations .....	195	681	2 545	35	18	12	3	2	—	—	—	—	—
8131	Religious organizations .....	142	468	1 834	25	11	11	2	1	—	—	—	—	—
81311	Religious organizations .....	142	468	1 834	25	11	11	2	1	—	—	—	—	—
813110	Religious organizations .....	142	468	1 834	25	11	11	2	1	—	—	—	—	—
<b>99</b>	<b>Unclassified establishments</b> .....	<b>(A)</b>	<b>(D)</b>	<b>(D)</b>	<b>10</b>	<b>9</b>	<b>1</b>	—	—	—	—	—	—	—

See footnotes at end of table.

**Table 6. Counties—Employees, Payroll, and Establishments by Industry: 2001—Con.**

[Excludes most government employees, railroad employees, and self-employed persons. Size class 1 to 4 includes establishments with payroll, but no employees, during mid-March pay period. (D) denotes figures withheld to avoid disclosing data for individual companies; the data are included in broader industry totals. Detailed industries with 100 or more employees are shown if industry was not a (D). For explanation of terms, abbreviations, and data reliability/comparability, see introductory text]

NAICS code	Industry	Number of employees for week including March 12	Payroll (\$1,000)		Total number of establishments	Number of establishments by employment-size class								
			First quarter	Annual		1 to 4	5 to 9	10 to 19	20 to 49	50 to 99	100 to 249	250 to 499	500 to 999	1,000 or more
	<b>ITASCA</b>													
	<b>Total</b> .....	<b>13 954</b>	<b>88 343</b>	<b>362 011</b>	<b>1 228</b>	<b>678</b>	<b>271</b>	<b>150</b>	<b>87</b>	<b>20</b>	<b>18</b>	<b>2</b>	<b>2</b>	<b>-</b>
11	<b>Forestry, fishing, hunting, and agriculture support</b> .....	(C)	(D)	(D)	31	19	8	4	-	-	-	-	-	-
113	Forestry and logging .....	(C)	(D)	(D)	29	17	8	4	-	-	-	-	-	-
1133	Logging .....	(C)	(D)	(D)	29	17	8	4	-	-	-	-	-	-
11331	Logging .....	(C)	(D)	(D)	29	17	8	4	-	-	-	-	-	-
21	<b>Mining</b> .....	(F)	(D)	(D)	2	1	-	-	-	-	-	-	1	-
212	Mining (except oil & gas) .....	(F)	(D)	(D)	2	1	-	-	-	-	-	-	1	-
2122	Metal ore mining .....	(F)	(D)	(D)	1	-	-	-	-	-	-	-	1	-
21221	Iron ore mining .....	(F)	(D)	(D)	1	-	-	-	-	-	-	-	1	-
22	<b>Utilities</b> .....	<b>360</b>	<b>6 708</b>	<b>22 967</b>	<b>8</b>	<b>-</b>	<b>1</b>	<b>2</b>	<b>4</b>	<b>-</b>	<b>1</b>	<b>-</b>	<b>-</b>	<b>-</b>
221	Utilities .....	360	6 708	22 967	8	-	1	2	4	-	1	-	-	-
2211	Elec pwr generation, transmsn & distribution ...	(E)	(D)	(D)	7	-	-	2	4	-	1	-	-	-
22111	Electric power generation .....	(E)	(D)	(D)	4	-	-	1	2	-	1	-	-	-
23	<b>Construction</b> .....	<b>638</b>	<b>3 681</b>	<b>25 856</b>	<b>162</b>	<b>122</b>	<b>24</b>	<b>9</b>	<b>7</b>	<b>-</b>	<b>-</b>	<b>-</b>	<b>-</b>	<b>-</b>
233	Building, developing & general contracting .....	159	1 103	5 496	44	37	4	1	2	-	-	-	-	-
234	Heavy construction .....	113	595	9 226	15	7	4	2	2	-	-	-	-	-
235	Special trade contractors .....	366	1 983	11 134	103	78	16	6	3	-	-	-	-	-
31-33	<b>Manufacturing</b> .....	<b>2 454</b>	<b>27 329</b>	<b>97 348</b>	<b>65</b>	<b>34</b>	<b>12</b>	<b>5</b>	<b>7</b>	<b>1</b>	<b>4</b>	<b>1</b>	<b>1</b>	<b>-</b>
314	Textile product mills .....	(E)	(D)	(D)	1	-	-	-	-	-	-	1	-	-
3141	Textile furnishings mills .....	(E)	(D)	(D)	1	-	-	-	-	-	-	1	-	-
31412	Curtain & linen mills .....	(E)	(D)	(D)	1	-	-	-	-	-	-	1	-	-
321	Wood product mfg .....	517	5 127	20 773	13	4	2	2	3	-	2	-	-	-
3211	Sawmills & wood preservation .....	(C)	(D)	(D)	5	1	1	1	2	-	-	-	-	-
32111	Sawmills & wood preservation .....	(C)	(D)	(D)	5	1	1	1	2	-	-	-	-	-
3212	Veneer, plywood & engineered wood product mfg .....	(E)	(D)	(D)	4	1	-	1	-	-	2	-	-	-
32121	Veneer, plywood & engineered wood product mfg .....	(E)	(D)	(D)	4	1	-	1	-	-	2	-	-	-
322	Paper mfg .....	(F)	(D)	(D)	1	-	-	-	-	-	-	-	1	-
3221	Pulp, paper & paperboard mills .....	(F)	(D)	(D)	1	-	-	-	-	-	-	-	1	-
32212	Paper mills .....	(F)	(D)	(D)	1	-	-	-	-	-	-	-	1	-
323	Printing & related support activities .....	105	415	1 490	10	7	-	1	1	1	-	-	-	-
3231	Printing & related support activities .....	105	415	1 490	10	7	-	1	1	1	-	-	-	-
32311	Printing .....	105	415	1 490	10	7	-	1	1	1	-	-	-	-
335	Electrical equip, appliance & component mfg .....	(C)	(D)	(D)	1	-	-	-	-	-	1	-	-	-
3353	Electrical equipment mfg .....	(C)	(D)	(D)	1	-	-	-	-	-	1	-	-	-
33531	Electrical equipment mfg .....	(C)	(D)	(D)	1	-	-	-	-	-	1	-	-	-
336	Transportation equipment mfg .....	(C)	(D)	(D)	2	1	-	-	-	-	1	-	-	-
3369	Other transportation equipment mfg .....	(C)	(D)	(D)	1	-	-	-	-	-	1	-	-	-
33699	Other transportation equipment mfg .....	(C)	(D)	(D)	1	-	-	-	-	-	1	-	-	-
42	<b>Wholesale trade</b> .....	<b>444</b>	<b>2 704</b>	<b>11 310</b>	<b>46</b>	<b>20</b>	<b>14</b>	<b>6</b>	<b>4</b>	<b>2</b>	<b>-</b>	<b>-</b>	<b>-</b>	<b>-</b>
421	Wholesale trade, durable goods .....	270	1 398	5 475	33	17	9	3	3	1	-	-	-	-
422	Wholesale trade, nondurable goods .....	174	1 306	5 835	13	3	5	3	1	1	-	-	-	-
44-45	<b>Retail trade</b> .....	<b>2 667</b>	<b>10 448</b>	<b>44 403</b>	<b>246</b>	<b>100</b>	<b>78</b>	<b>41</b>	<b>20</b>	<b>3</b>	<b>4</b>	<b>-</b>	<b>-</b>	<b>-</b>
441	Motor vehicle & parts dealers .....	226	1 431	6 757	27	13	7	4	3	-	-	-	-	-
4411	Automobile dealers .....	136	1 009	4 957	11	5	2	1	3	-	-	-	-	-
44111	New car dealers .....	112	914	4 509	6	2	1	-	3	-	-	-	-	-
441110	New car dealers .....	112	914	4 509	6	2	1	-	3	-	-	-	-	-
444	Bldg material & garden equip & supp dealers .....	296	1 564	6 574	22	7	7	5	2	1	-	-	-	-
4441	Building material & supplies dealers .....	279	1 485	6 182	19	5	7	4	2	1	-	-	-	-
44413	Hardware stores .....	185	944	3 651	8	3	1	1	2	1	-	-	-	-
444130	Hardware stores .....	185	944	3 651	8	3	1	1	2	1	-	-	-	-
445	Food & beverage stores .....	659	2 101	9 178	43	18	8	9	5	1	2	-	-	-
4451	Grocery stores .....	479	1 719	7 436	25	9	6	4	3	1	2	-	-	-
44511	Grocery (except convenience) stores .....	453	1 671	7 219	18	5	3	4	3	1	2	-	-	-
445110	Grocery (except convenience) stores .....	453	1 671	7 219	18	5	3	4	3	1	2	-	-	-
4453	Beer, wine & liquor stores .....	(C)	(D)	(D)	16	7	2	5	2	-	-	-	-	-
44531	Beer, wine & liquor stores .....	(C)	(D)	(D)	16	7	2	5	2	-	-	-	-	-
446	Health & personal care stores .....	131	577	2 528	12	2	7	1	2	-	-	-	-	-
4461	Health & personal care stores .....	131	577	2 528	12	2	7	1	2	-	-	-	-	-
447	Gasoline stations .....	398	1 055	4 528	43	14	15	10	4	-	-	-	-	-
4471	Gasoline stations .....	398	1 055	4 528	43	14	15	10	4	-	-	-	-	-
44711	Gasoline stations with convenience stores ...	309	765	3 226	34	13	10	8	3	-	-	-	-	-
447110	Gasoline stations with convenience stores .	309	765	3 226	34	13	10	8	3	-	-	-	-	-
448	Clothing & clothing accessories stores .....	119	325	1 257	21	9	9	2	1	-	-	-	-	-
452	General merchandise stores .....	(E)	(D)	(D)	5	-	1	-	1	1	2	-	-	-
4521	Department stores .....	413	1 655	6 553	3	-	-	-	-	1	2	-	-	-
45211	Department stores .....	413	1 655	6 553	3	-	-	-	-	1	2	-	-	-
452110	Department stores .....	413	1 655	6 553	3	-	-	-	-	1	2	-	-	-
453	Miscellaneous store retailers .....	107	405	1 484	20	7	10	3	-	-	-	-	-	-
454	Nonstore retailers .....	114	564	2 203	16	7	5	2	2	-	-	-	-	-

See footnotes at end of table.

**Table 6. Counties—Employees, Payroll, and Establishments by Industry: 2001—Con.**

[Excludes most government employees, railroad employees, and self-employed persons. Size class 1 to 4 includes establishments with payroll, but no employees, during mid-March pay period. (D) denotes figures withheld to avoid disclosing data for individual companies; the data are included in broader industry totals. Detailed industries with 100 or more employees are shown if industry was not a (D). For explanation of terms, abbreviations, and data reliability/comparability, see introductory text]

NAICS code	Industry	Number of employees for week including March 12	Payroll (\$1,000)		Total number of establishments	Number of establishments by employment-size class								
			First quarter	Annual		1 to 4	5 to 9	10 to 19	20 to 49	50 to 99	100 to 249	250 to 499	500 to 999	1,000 or more
<b>ITASCA—Con.</b>														
<b>48-49</b>	<b>Transportation &amp; warehousing .....</b>	<b>320</b>	<b>1 798</b>	<b>7 871</b>	<b>40</b>	<b>22</b>	<b>10</b>	<b>5</b>	<b>2</b>	<b>—</b>	<b>1</b>	<b>—</b>	<b>—</b>	<b>—</b>
484	Truck transportation .....	245	1 581	6 954	27	16	6	2	2	—	1	—	—	—
4841	General freight trucking .....	218	1 391	6 107	17	8	4	2	2	—	1	—	—	—
48412	General freight trucking, long-distance .....	210	1 353	5 763	13	5	3	2	2	—	1	—	—	—
<b>51</b>	<b>Information .....</b>	<b>(C)</b>	<b>(D)</b>	<b>(D)</b>	<b>17</b>	<b>6</b>	<b>4</b>	<b>6</b>	<b>1</b>	<b>—</b>	<b>—</b>	<b>—</b>	<b>—</b>	<b>—</b>
<b>52</b>	<b>Finance &amp; insurance .....</b>	<b>361</b>	<b>2 703</b>	<b>11 167</b>	<b>64</b>	<b>39</b>	<b>13</b>	<b>9</b>	<b>3</b>	<b>—</b>	<b>—</b>	<b>—</b>	<b>—</b>	<b>—</b>
522	Credit intermediation & related activities .....	272	1 911	7 796	28	11	6	8	3	—	—	—	—	—
5221	Depository credit intermediation .....	261	1 832	7 371	23	7	5	8	3	—	—	—	—	—
52211	Commercial banking .....	223	1 576	6 288	17	4	3	7	3	—	—	—	—	—
522110	Commercial banking .....	223	1 576	6 288	17	4	3	7	3	—	—	—	—	—
<b>53</b>	<b>Real estate &amp; rental &amp; leasing .....</b>	<b>117</b>	<b>421</b>	<b>1 901</b>	<b>36</b>	<b>30</b>	<b>3</b>	<b>2</b>	<b>1</b>	<b>—</b>	<b>—</b>	<b>—</b>	<b>—</b>	<b>—</b>
<b>54</b>	<b>Professional, scientific &amp; technical services .....</b>	<b>502</b>	<b>2 756</b>	<b>13 267</b>	<b>66</b>	<b>48</b>	<b>9</b>	<b>7</b>	<b>1</b>	<b>—</b>	<b>1</b>	<b>—</b>	<b>—</b>	<b>—</b>
541	Professional, scientific & technical services .....	502	2 756	13 267	66	48	9	7	1	—	1	—	—	—
5415	Computer systems design & related services ...	(C)	(D)	(D)	5	4	—	—	—	—	1	—	—	—
54151	Computer systems design & related services ...	(C)	(D)	(D)	5	4	—	—	—	—	1	—	—	—
<b>55</b>	<b>Management of companies &amp; enterprises .....</b>	<b>(B)</b>	<b>(D)</b>	<b>(D)</b>	<b>3</b>	<b>1</b>	<b>—</b>	<b>1</b>	<b>1</b>	<b>—</b>	<b>—</b>	<b>—</b>	<b>—</b>	<b>—</b>
<b>56</b>	<b>Admin, support, waste mgt, remediation services .....</b>	<b>443</b>	<b>2 002</b>	<b>9 314</b>	<b>39</b>	<b>22</b>	<b>10</b>	<b>1</b>	<b>3</b>	<b>2</b>	<b>1</b>	<b>—</b>	<b>—</b>	<b>—</b>
561	Administrative & support services .....	414	1 929	8 867	34	19	9	—	3	2	1	—	—	—
5617	Services to buildings & dwellings .....	215	1 158	5 100	18	11	4	—	2	—	1	—	—	—
56173	Landscaping services .....	158	758	3 599	9	6	1	—	1	—	1	—	—	—
561730	Landscaping services .....	158	758	3 599	9	6	1	—	1	—	1	—	—	—
<b>61</b>	<b>Educational services .....</b>	<b>(B)</b>	<b>(D)</b>	<b>(D)</b>	<b>8</b>	<b>6</b>	<b>1</b>	<b>1</b>	<b>—</b>	<b>—</b>	<b>—</b>	<b>—</b>	<b>—</b>	<b>—</b>
<b>62</b>	<b>Health care and social assistance .....</b>	<b>2 141</b>	<b>12 244</b>	<b>52 024</b>	<b>108</b>	<b>42</b>	<b>35</b>	<b>10</b>	<b>11</b>	<b>5</b>	<b>4</b>	<b>1</b>	<b>—</b>	<b>—</b>
621	Ambulatory health care services .....	706	4 732	21 781	64	25	27	3	6	2	1	—	—	—
6211	Offices of physicians .....	299	2 986	13 565	11	1	5	1	2	1	1	—	—	—
62111	Offices of physicians .....	299	2 986	13 565	11	1	5	1	2	1	1	—	—	—
621111	Offices of physicians (exc mental health) ...	299	2 986	13 565	11	1	5	1	2	1	1	—	—	—
6212	Offices of dentists .....	146	771	3 970	23	8	14	—	1	—	—	—	—	—
62121	Offices of dentists .....	146	771	3 970	23	8	14	—	1	—	—	—	—	—
621210	Offices of dentists .....	146	771	3 970	23	8	14	—	1	—	—	—	—	—
6216	Home health care services .....	126	358	1 441	6	1	2	1	1	1	—	—	—	—
62161	Home health care services .....	126	358	1 441	6	1	2	1	1	1	—	—	—	—
621610	Home health care services .....	126	358	1 441	6	1	2	1	1	1	—	—	—	—
622	Hospitals .....	708	4 690	18 326	3	—	—	—	—	—	2	1	—	—
6221	General medical & surgical hospitals .....	708	4 690	18 326	3	—	—	—	—	—	2	1	—	—
62211	General medical & surgical hospitals .....	708	4 690	18 326	3	—	—	—	—	—	2	1	—	—
622110	General medical & surgical hospitals .....	708	4 690	18 326	3	—	—	—	—	—	2	1	—	—
623	Nursing & residential care facilities .....	417	1 971	8 754	15	6	—	4	2	2	1	—	—	—
6231	Nursing care facilities .....	(C)	(D)	(D)	3	1	—	—	1	—	1	—	—	—
62311	Nursing care facilities .....	(C)	(D)	(D)	3	1	—	—	1	—	1	—	—	—
6232	Residential mental retardation, health facil .....	104	540	2 319	5	1	—	2	1	1	—	—	—	—
624	Social assistance .....	310	851	3 163	26	11	8	3	3	1	—	—	—	—
6241	Individual & family services .....	(C)	(D)	(D)	11	2	5	2	2	—	—	—	—	—
<b>71</b>	<b>Arts, entertainment &amp; recreation .....</b>	<b>389</b>	<b>1 275</b>	<b>5 676</b>	<b>25</b>	<b>15</b>	<b>4</b>	<b>3</b>	<b>1</b>	<b>1</b>	<b>1</b>	<b>—</b>	<b>—</b>	<b>—</b>
713	Amusement, gambling & recreation industries .....	364	1 187	5 134	19	12	1	3	1	1	1	—	—	—
7132	Gambling industries .....	(C)	(D)	(D)	3	2	—	—	—	—	1	—	—	—
71321	Casinos (except hotel casinos) .....	(C)	(D)	(D)	1	—	—	—	—	—	1	—	—	—
7139	Other amusement & recreation industries .....	(C)	(D)	(D)	16	10	1	3	1	1	—	—	—	—
71394	Fitness & recreational sports centers .....	(C)	(D)	(D)	4	3	—	—	—	1	—	—	—	—
<b>72</b>	<b>Accommodation &amp; food services .....</b>	<b>1 345</b>	<b>2 732</b>	<b>12 781</b>	<b>116</b>	<b>55</b>	<b>18</b>	<b>25</b>	<b>12</b>	<b>5</b>	<b>1</b>	<b>—</b>	<b>—</b>	<b>—</b>
721	Accommodation .....	297	760	4 134	31	23	1	4	1	1	1	—	—	—
7211	Traveler accommodation .....	281	712	3 682	19	11	1	4	1	1	1	—	—	—
72111	Hotels (exc casino hotels) & motels .....	281	712	3 633	15	7	1	4	1	1	1	—	—	—
721110	Hotels (exc casino hotels) & motels .....	281	712	3 633	15	7	1	4	1	1	1	—	—	—
722	Food services & drinking places .....	1 048	1 972	8 647	85	32	17	21	11	4	—	—	—	—
7221	Full-service restaurants .....	501	941	4 135	37	11	6	13	5	2	—	—	—	—
72211	Full-service restaurants .....	501	941	4 135	37	11	6	13	5	2	—	—	—	—
722110	Full-service restaurants .....	501	941	4 135	37	11	6	13	5	2	—	—	—	—
7222	Limited-service eating places .....	413	766	3 333	19	2	4	6	5	2	—	—	—	—
72221	Limited-service eating places .....	413	766	3 333	19	2	4	6	5	2	—	—	—	—

See footnotes at end of table.

**Table 6. Counties—Employees, Payroll, and Establishments by Industry: 2001—Con.**

[Excludes most government employees, railroad employees, and self-employed persons. Size class 1 to 4 includes establishments with payroll, but no employees, during mid-March pay period. (D) denotes figures withheld to avoid disclosing data for individual companies; the data are included in broader industry totals. Detailed industries with 100 or more employees are shown if industry was not a (D). For explanation of terms, abbreviations, and data reliability/comparability, see introductory text]

NAICS code	Industry	Number of employees for week including March 12	Payroll (\$1,000)		Total number of establishments	Number of establishments by employment-size class									
			First quarter	Annual		1 to 4	5 to 9	10 to 19	20 to 49	50 to 99	100 to 249	250 to 499	500 to 999	1,000 or more	
<b>ITASCA—Con.</b>															
<b>81</b>	<b>Other services (except public administration)</b>	<b>831</b>	<b>2 529</b>	<b>10 691</b>	<b>137</b>	<b>88</b>	<b>26</b>	<b>13</b>	<b>9</b>	<b>1</b>	—	—	—	—	
811	Repair & maintenance	141	685	2 967	37	26	6	5	—	—	—	—	—	—	
8111	Automotive repair & maintenance	130	621	2 671	32	22	5	5	—	—	—	—	—	—	
813	Religious, grantmaking, civic, prof & like organizations	604	1 537	6 392	81	49	16	7	8	1	—	—	—	—	
8131	Religious organizations	214	427	1 644	40	28	10	1	—	1	—	—	—	—	
81311	Religious organizations	214	427	1 644	40	28	10	1	—	1	—	—	—	—	
813110	Religious organizations	214	427	1 644	40	28	10	1	—	1	—	—	—	—	
8134	Civic & social organizations	176	238	970	18	8	2	5	3	—	—	—	—	—	
81341	Civic & social organizations	176	238	970	18	8	2	5	3	—	—	—	—	—	
813410	Civic & social organizations	176	238	970	18	8	2	5	3	—	—	—	—	—	
8139	Business, labor, political, like organizations	162	470	2 031	14	7	3	—	4	—	—	—	—	—	
81393	Labor unions & similar labor organizations	130	373	1 609	7	2	2	—	3	—	—	—	—	—	
813930	Labor unions & similar labor organizations	130	373	1 609	7	2	2	—	3	—	—	—	—	—	
<b>95</b>	<b>Auxiliaries (exc corporate, subsidiary &amp; regional mgt)</b>	<b>(A)</b>	<b>(D)</b>	<b>(D)</b>	<b>1</b>	<b>1</b>	—	—	—	—	—	—	—	—	
<b>99</b>	<b>Unclassified establishments</b>	<b>(A)</b>	<b>(D)</b>	<b>(D)</b>	<b>8</b>	<b>7</b>	<b>1</b>	—	—	—	—	—	—	—	
<b>JACKSON</b>															
	<b>Total</b>	<b>4 275</b>	<b>22 356</b>	<b>111 359</b>	<b>346</b>	<b>208</b>	<b>66</b>	<b>32</b>	<b>26</b>	<b>9</b>	<b>3</b>	—	<b>2</b>	—	
<b>11</b>	<b>Forestry, fishing, hunting, and agriculture support</b>	<b>86</b>	<b>1 361</b>	<b>4 156</b>	<b>4</b>	<b>1</b>	<b>2</b>	—	—	<b>1</b>	—	—	—	—	
<b>22</b>	<b>Utilities</b>	<b>(B)</b>	<b>(D)</b>	<b>(D)</b>	<b>1</b>	—	—	—	<b>1</b>	—	—	—	—	—	
<b>23</b>	<b>Construction</b>	<b>165</b>	<b>1 056</b>	<b>6 223</b>	<b>47</b>	<b>35</b>	<b>8</b>	<b>3</b>	<b>1</b>	—	—	—	—	—	
235	Special trade contractors	108	571	2 973	30	23	4	3	—	—	—	—	—	—	
<b>31-33</b>	<b>Manufacturing</b>	<b>948</b>	<b>6 039</b>	<b>48 643</b>	<b>14</b>	<b>4</b>	<b>4</b>	—	<b>3</b>	<b>2</b>	—	—	<b>1</b>	—	
333	Machinery mfg	808	5 372	45 813	5	1	—	—	2	1	—	—	1	—	
3331	Ag, construction & mining machinery mfg	(F)	(D)	(D)	3	1	—	—	1	—	—	—	1	—	
33311	Agricultural implement mfg	(F)	(D)	(D)	3	1	—	—	1	—	—	—	1	—	
<b>42</b>	<b>Wholesale trade</b>	<b>323</b>	<b>2 366</b>	<b>8 823</b>	<b>23</b>	<b>11</b>	<b>4</b>	<b>4</b>	<b>2</b>	<b>2</b>	—	—	—	—	
421	Wholesale trade, durable goods	150	1 053	2 984	10	5	1	2	1	1	—	—	—	—	
422	Wholesale trade, nondurable goods	173	1 313	5 839	13	6	3	2	1	1	—	—	—	—	
4229	Miscellaneous nondurable goods whse	(C)	(D)	(D)	5	2	1	1	—	1	—	—	—	—	
42291	Farm supplies whse	(C)	(D)	(D)	4	1	1	1	—	1	—	—	—	—	
<b>44-45</b>	<b>Retail trade</b>	<b>420</b>	<b>1 369</b>	<b>6 020</b>	<b>55</b>	<b>21</b>	<b>22</b>	<b>7</b>	<b>5</b>	—	—	—	—	—	
445	Food & beverage stores	116	245	1 023	9	1	5	1	2	—	—	—	—	—	
<b>48-49</b>	<b>Transportation &amp; warehousing</b>	<b>169</b>	<b>1 386</b>	<b>5 702</b>	<b>22</b>	<b>17</b>	<b>2</b>	<b>1</b>	<b>1</b>	<b>1</b>	—	—	—	—	
484	Truck transportation	(C)	(D)	(D)	19	14	2	1	1	1	—	—	—	—	
4841	General freight trucking	137	1 214	4 922	11	8	1	—	1	1	—	—	—	—	
48412	General freight trucking, long-distance	(C)	(D)	(D)	10	7	1	—	1	1	—	—	—	—	
<b>51</b>	<b>Information</b>	<b>(A)</b>	<b>(D)</b>	<b>(D)</b>	<b>2</b>	<b>1</b>	—	<b>1</b>	—	—	—	—	—	—	
<b>52</b>	<b>Finance &amp; insurance</b>	<b>269</b>	<b>1 407</b>	<b>6 188</b>	<b>23</b>	<b>12</b>	<b>6</b>	<b>3</b>	<b>1</b>	—	<b>1</b>	—	—	—	
524	Insurance carriers & related activities	173	776	3 441	12	10	—	1	—	—	1	—	—	—	
5242	Agencies & other insurance related activities	(C)	(D)	(D)	11	9	—	1	—	—	1	—	—	—	
52429	Other insurance related activities	(C)	(D)	(D)	1	—	—	—	—	—	1	—	—	—	
<b>53</b>	<b>Real estate &amp; rental &amp; leasing</b>	<b>6</b>	<b>22</b>	<b>97</b>	<b>5</b>	<b>5</b>	—	—	—	—	—	—	—	—	
<b>54</b>	<b>Professional, scientific &amp; technical services</b>	<b>79</b>	<b>358</b>	<b>1 491</b>	<b>15</b>	<b>11</b>	<b>2</b>	<b>1</b>	<b>1</b>	—	—	—	—	—	
<b>55</b>	<b>Management of companies &amp; enterprises</b>	<b>(B)</b>	<b>(D)</b>	<b>(D)</b>	<b>2</b>	—	—	—	<b>2</b>	—	—	—	—	—	
<b>56</b>	<b>Admin, support, waste mgt, remediation services</b>	<b>(B)</b>	<b>(D)</b>	<b>(D)</b>	<b>9</b>	<b>7</b>	<b>1</b>	—	<b>1</b>	—	—	—	—	—	
<b>61</b>	<b>Educational services</b>	<b>(B)</b>	<b>(D)</b>	<b>(D)</b>	<b>5</b>	<b>3</b>	—	<b>2</b>	—	—	—	—	—	—	
<b>62</b>	<b>Health care and social assistance</b>	<b>888</b>	<b>3 180</b>	<b>13 665</b>	<b>25</b>	<b>16</b>	<b>1</b>	<b>3</b>	<b>2</b>	<b>1</b>	<b>1</b>	—	<b>1</b>	—	
623	Nursing & residential care facilities	155	533	2 353	4	1	—	2	—	—	1	—	—	—	
6231	Nursing care facilities	(C)	(D)	(D)	1	—	—	—	—	—	1	—	—	—	
62311	Nursing care facilities	(C)	(D)	(D)	1	—	—	—	—	—	1	—	—	—	
624	Social assistance	(F)	(D)	(D)	7	5	—	—	1	—	—	—	1	—	
6243	Vocational rehabilitation services	(F)	(D)	(D)	1	—	—	—	—	—	—	—	1	—	
62431	Vocational rehabilitation services	(F)	(D)	(D)	1	—	—	—	—	—	—	—	1	—	
<b>71</b>	<b>Arts, entertainment &amp; recreation</b>	<b>17</b>	<b>25</b>	<b>188</b>	<b>5</b>	<b>3</b>	<b>2</b>	—	—	—	—	—	—	—	
<b>72</b>	<b>Accommodation &amp; food services</b>	<b>349</b>	<b>623</b>	<b>2 580</b>	<b>23</b>	<b>11</b>	<b>2</b>	<b>2</b>	<b>6</b>	<b>2</b>	—	—	—	—	
722	Food services & drinking places	330	585	2 429	19	8	2	1	6	2	—	—	—	—	
7221	Full-service restaurants	145	287	1 305	8	4	1	—	2	1	—	—	—	—	
72211	Full-service restaurants	145	287	1 305	8	4	1	—	2	1	—	—	—	—	
722110	Full-service restaurants	145	287	1 305	8	4	1	—	2	1	—	—	—	—	
7222	Limited-service eating places	171	273	1 006	7	1	—	1	4	1	—	—	—	—	
72221	Limited-service eating places	171	273	1 006	7	1	—	1	4	1	—	—	—	—	
722211	Limited-service restaurants	171	273	1 006	7	1	—	1	4	1	—	—	—	—	

See footnotes at end of table.



**Table 6. Counties—Employees, Payroll, and Establishments by Industry: 2001—Con.**

[Excludes most government employees, railroad employees, and self-employed persons. Size class 1 to 4 includes establishments with payroll, but no employees, during mid-March pay period. (D) denotes figures withheld to avoid disclosing data for individual companies; the data are included in broader industry totals. Detailed industries with 100 or more employees are shown if industry was not a (D). For explanation of terms, abbreviations, and data reliability/comparability, see introductory text]

NAICS code	Industry	Number of employees for week including March 12	Payroll (\$1,000)		Total number of establishments	Number of establishments by employment-size class									
			First quarter	Annual		1 to 4	5 to 9	10 to 19	20 to 49	50 to 99	100 to 249	250 to 499	500 to 999	1,000 or more	
<b>JACKSON—Con.</b>															
81	<b>Other services (except public administration)</b>	367	2 085	4 058	63	47	10	5	—	—	1	—	—	—	
811	Repair & maintenance	191	1 729	2 528	20	16	3	—	—	—	1	—	—	—	
8113	Commercial equipment (exc auto & elec) R&M	157	1 621	2 097	6	4	1	—	—	—	1	—	—	—	
81131	Commercial equipment (exc auto & elec) R&M	157	1 621	2 097	6	4	1	—	—	—	1	—	—	—	
811310	Commercial equipment (exc auto & elec) R&M	157	1 621	2 097	6	4	1	—	—	—	1	—	—	—	
813	Religious, grantmaking, civic, prof & like organizations	129	183	772	30	21	6	3	—	—	—	—	—	—	
99	<b>Unclassified establishments</b>	(A)	(D)	(D)	3	3	—	—	—	—	—	—	—	—	
<b>KANABEC</b>															
	<b>Total</b>	3 351	17 210	72 835	290	161	59	35	26	3	5	1	—	—	
11	<b>Forestry, fishing, hunting, and agriculture support</b>	10	60	220	4	3	1	—	—	—	—	—	—	—	
23	<b>Construction</b>	180	1 299	10 385	50	42	5	2	1	—	—	—	—	—	
235	Special trade contractors	134	1 028	6 926	32	25	5	1	1	—	—	—	—	—	
31-33	<b>Manufacturing</b>	594	4 158	15 727	13	2	2	6	1	1	—	1	—	—	
326	Plastics & rubber products mfg	(E)	(D)	(D)	1	—	—	—	—	—	—	1	—	—	
3261	Plastics product mfg	(E)	(D)	(D)	1	—	—	—	—	—	—	1	—	—	
32619	Other plastics product mfg	(E)	(D)	(D)	1	—	—	—	—	—	—	1	—	—	
42	<b>Wholesale trade</b>	71	447	1 540	9	4	2	2	1	—	—	—	—	—	
44-45	<b>Retail trade</b>	700	2 609	12 526	64	23	23	9	8	—	1	—	—	—	
445	Food & beverage stores	(C)	(D)	(D)	7	3	—	1	2	—	1	—	—	—	
4451	Grocery stores	174	560	2 484	4	2	—	—	1	—	1	—	—	—	
44511	Grocery (except convenience) stores	174	560	2 484	4	2	—	—	1	—	1	—	—	—	
445110	Grocery (except convenience) stores	174	560	2 484	4	2	—	—	1	—	1	—	—	—	
447	Gasoline stations	138	311	1 410	9	—	3	3	3	—	—	—	—	—	
4471	Gasoline stations	138	311	1 410	9	—	3	3	3	—	—	—	—	—	
44711	Gasoline stations with convenience stores	138	311	1 410	9	—	3	3	3	—	—	—	—	—	
447110	Gasoline stations with convenience stores	138	311	1 410	9	—	3	3	3	—	—	—	—	—	
48-49	<b>Transportation &amp; warehousing</b>	40	190	581	8	5	1	2	—	—	—	—	—	—	
51	<b>Information</b>	(B)	(D)	(D)	3	1	1	—	1	—	—	—	—	—	
52	<b>Finance &amp; insurance</b>	120	906	3 649	13	9	1	—	3	—	—	—	—	—	
522	Credit intermediation & related activities	105	828	3 344	6	3	—	—	3	—	—	—	—	—	
5221	Depository credit intermediation	(C)	(D)	(D)	5	2	—	—	3	—	—	—	—	—	
53	<b>Real estate &amp; rental &amp; leasing</b>	43	139	637	5	4	—	—	1	—	—	—	—	—	
54	<b>Professional, scientific &amp; technical services</b>	128	568	2 312	16	10	3	—	3	—	—	—	—	—	
541	Professional, scientific & technical services	128	568	2 312	16	10	3	—	3	—	—	—	—	—	
56	<b>Admin, support, waste mgt, remediation services</b>	(B)	(D)	(D)	11	10	—	—	1	—	—	—	—	—	
62	<b>Health care and social assistance</b>	710	3 739	14 669	21	10	1	4	1	2	3	—	—	—	
621	Ambulatory health care services	103	975	4 180	8	4	1	2	—	1	—	—	—	—	
622	Hospitals	(C)	(D)	(D)	1	—	—	—	—	—	1	—	—	—	
6221	General medical & surgical hospitals	(C)	(D)	(D)	1	—	—	—	—	—	1	—	—	—	
62211	General medical & surgical hospitals	(C)	(D)	(D)	1	—	—	—	—	—	1	—	—	—	
623	Nursing & residential care facilities	166	738	2 884	5	1	—	2	1	1	—	—	—	—	
624	Social assistance	(E)	(D)	(D)	7	5	—	—	—	—	2	—	—	—	
6241	Individual & family services	(C)	(D)	(D)	4	3	—	—	—	—	1	—	—	—	
62419	Other individual & family services	(C)	(D)	(D)	3	2	—	—	—	—	1	—	—	—	
6243	Vocational rehabilitation services	(C)	(D)	(D)	1	—	—	—	—	—	1	—	—	—	
62431	Vocational rehabilitation services	(C)	(D)	(D)	1	—	—	—	—	—	1	—	—	—	
71	<b>Arts, entertainment &amp; recreation</b>	(B)	(D)	(D)	4	3	—	1	—	—	—	—	—	—	
72	<b>Accommodation &amp; food services</b>	276	510	2 426	29	10	7	7	5	—	—	—	—	—	
722	Food services & drinking places	250	461	2 274	26	9	6	6	5	—	—	—	—	—	
7221	Full-service restaurants	103	228	1 268	12	6	2	1	3	—	—	—	—	—	
72211	Full-service restaurants	103	228	1 268	12	6	2	1	3	—	—	—	—	—	
722110	Full-service restaurants	103	228	1 268	12	6	2	1	3	—	—	—	—	—	
81	<b>Other services (except public administration)</b>	151	368	1 513	36	22	12	2	—	—	—	—	—	—	
95	<b>Auxiliaries (exc corporate, subsidiary &amp; regional mgt)</b>	(C)	(D)	(D)	1	—	—	—	—	—	1	—	—	—	
99	<b>Unclassified establishments</b>	(A)	(D)	(D)	3	3	—	—	—	—	—	—	—	—	

See footnotes at end of table.

**Table 6. Counties—Employees, Payroll, and Establishments by Industry: 2001—Con.**

[Excludes most government employees, railroad employees, and self-employed persons. Size class 1 to 4 includes establishments with payroll, but no employees, during mid-March pay period. (D) denotes figures withheld to avoid disclosing data for individual companies; the data are included in broader industry totals. Detailed industries with 100 or more employees are shown if industry was not a (D). For explanation of terms, abbreviations, and data reliability/comparability, see introductory text]

NAICS code	Industry	Number of employees for week including March 12	Payroll (\$1,000)		Total number of establishments	Number of establishments by employment-size class									
			First quarter	Annual		1 to 4	5 to 9	10 to 19	20 to 49	50 to 99	100 to 249	250 to 499	500 to 999	1,000 or more	
	<b>KANDIYOHI</b>														
	<b>Total .....</b>	<b>20 585</b>	<b>115 330</b>	<b>490 203</b>	<b>1 344</b>	<b>707</b>	<b>293</b>	<b>171</b>	<b>112</b>	<b>31</b>	<b>18</b>	<b>7</b>	<b>3</b>	<b>2</b>	
11	Forestry, fishing, hunting, and agriculture support .....	(B)	(D)	(D)	3	1	1	1	—	—	—	—	—	—	—
21	Mining .....	(A)	(D)	(D)	1	1	—	—	—	—	—	—	—	—	—
22	Utilities .....	(B)	(D)	(D)	3	1	—	—	2	—	—	—	—	—	—
23	Construction .....	1 397	9 761	56 473	164	116	26	11	5	4	1	1	—	—	—
233	Building, developing & general contracting .....	293	2 081	8 197	49	36	7	2	2	2	—	—	—	—	—
2332	Residential building construction .....	(C)	(D)	(D)	37	28	5	2	1	1	—	—	—	—	—
23321	Single-family housing construction .....	(C)	(D)	(D)	35	26	5	2	1	1	—	—	—	—	—
234	Heavy construction .....	470	2 845	26 316	22	15	2	3	—	1	—	1	—	—	—
2341	Highway, street, bridge & tunnel construction ...	(E)	(D)	(D)	8	5	1	1	—	—	—	1	—	—	—
23411	Highway & street construction .....	(E)	(D)	(D)	8	5	1	1	—	—	—	1	—	—	—
2349	Other heavy construction .....	(C)	(D)	(D)	14	10	1	2	—	1	—	—	—	—	—
235	Special trade contractors .....	634	4 835	21 960	93	65	17	6	3	1	1	—	—	—	—
2351	Plumbing, heating & AC contractor .....	126	1 136	4 756	14	10	2	—	1	1	—	—	—	—	—
23511	Plumbing, heating & AC contractor .....	126	1 136	4 756	14	10	2	—	1	1	—	—	—	—	—
235110	Plumbing, heating & AC contractor .....	126	1 136	4 756	14	10	2	—	1	1	—	—	—	—	—
2353	Electrical contractors .....	251	2 287	8 880	19	13	4	1	—	—	1	—	—	—	—
23531	Electrical contractors .....	251	2 287	8 880	19	13	4	1	—	—	1	—	—	—	—
235310	Electrical contractors .....	251	2 287	8 880	19	13	4	1	—	—	1	—	—	—	—
31-33	<b>Manufacturing .....</b>	<b>3 179</b>	<b>21 280</b>	<b>87 468</b>	<b>71</b>	<b>23</b>	<b>18</b>	<b>10</b>	<b>8</b>	<b>8</b>	<b>2</b>	<b>1</b>	<b>—</b>	<b>1</b>	
311	Food mfg .....	1 842	11 253	45 229	12	4	2	3	—	1	—	1	—	—	1
3116	Animal slaughtering & processing .....	(G)	(D)	(D)	3	—	1	—	—	—	—	1	—	—	1
31161	Animal slaughtering & processing .....	(G)	(D)	(D)	3	—	1	—	—	—	—	1	—	—	1
323	Printing & related support activities .....	133	894	4 055	7	1	3	1	1	1	—	—	—	—	—
3231	Printing & related support activities .....	133	894	4 055	7	1	3	1	1	1	—	—	—	—	—
32311	Printing .....	133	894	4 055	7	1	3	1	1	1	—	—	—	—	—
327	Nonmetallic mineral product mfg .....	143	717	3 378	6	1	3	—	1	1	—	—	—	—	—
332	Fabricated metal product mfg .....	149	1 254	5 356	8	3	1	1	2	1	—	—	—	—	—
333	Machinery mfg .....	459	4 156	13 679	8	2	1	—	2	2	1	—	—	—	—
3331	Ag, construction & mining machinery mfg .....	308	2 740	7 941	4	1	1	—	—	1	1	—	—	—	—
33311	Agricultural implement mfg .....	308	2 740	7 941	4	1	1	—	—	1	1	—	—	—	—
333111	Farm machinery & equipment mfg .....	308	2 740	7 941	4	1	1	—	—	1	1	—	—	—	—
339	Miscellaneous mfg .....	178	986	3 982	6	3	1	—	1	—	1	—	—	—	—
3399	Other miscellaneous mfg .....	(C)	(D)	(D)	3	2	—	—	—	—	1	—	—	—	—
33995	Sign mfg .....	(C)	(D)	(D)	2	1	—	—	—	—	1	—	—	—	—
42	<b>Wholesale trade .....</b>	<b>1 202</b>	<b>9 437</b>	<b>37 475</b>	<b>71</b>	<b>24</b>	<b>22</b>	<b>8</b>	<b>14</b>	<b>2</b>	<b>1</b>	<b>—</b>	<b>—</b>	<b>—</b>	
421	Wholesale trade, durable goods .....	599	5 271	21 088	39	10	17	2	9	1	—	—	—	—	—
4211	Motor vehicle, motor vehicle pt & supply whsle .	105	857	3 711	5	—	2	1	2	—	—	—	—	—	—
4218	Machinery, equipment & supplies whsle .....	212	1 522	6 496	17	4	8	1	4	—	—	—	—	—	—
42182	Farm & garden machinery & equipment whsle	138	940	4 330	13	2	8	1	2	—	—	—	—	—	—
421820	Farm & garden machinery & equipment whsle	138	940	4 330	13	2	8	1	2	—	—	—	—	—	—
422	Wholesale trade, nondurable goods .....	603	4 166	16 387	32	14	5	6	5	1	1	—	—	—	—
4224	Grocery & related product whsle .....	(C)	(D)	(D)	3	1	—	—	1	1	—	—	—	—	—
4229	Miscellaneous nondurable goods whsle .....	340	2 577	10 196	13	6	2	3	1	—	1	—	—	—	—
42299	Other miscellaneous nondurable goods whsle	(E)	(D)	(D)	6	4	—	1	—	—	1	—	—	—	—
44-45	<b>Retail trade .....</b>	<b>2 926</b>	<b>11 756</b>	<b>49 642</b>	<b>268</b>	<b>125</b>	<b>70</b>	<b>46</b>	<b>20</b>	<b>3</b>	<b>3</b>	<b>1</b>	<b>—</b>	<b>—</b>	
441	Motor vehicle & parts dealers .....	414	2 773	12 446	42	21	9	6	5	1	—	—	—	—	—
4411	Automobile dealers .....	232	1 803	7 331	16	10	1	1	3	1	—	—	—	—	—
44111	New car dealers .....	202	1 682	6 725	6	1	—	1	3	1	—	—	—	—	—
441110	New car dealers .....	202	1 682	6 725	6	1	—	1	3	1	—	—	—	—	—
4413	Automotive parts, accessories & tire stores .....	104	470	2 135	16	8	4	3	1	—	—	—	—	—	—
442	Furniture & home furnishing stores .....	101	508	2 186	13	6	4	2	1	—	—	—	—	—	—
444	Bldg material & garden equip & supp dealers .....	248	1 603	6 816	34	18	6	8	2	—	—	—	—	—	—
4441	Building material & supplies dealers .....	165	1 128	4 206	22	10	5	6	1	—	—	—	—	—	—
44419	Other building material dealers .....	103	828	3 056	12	4	3	4	1	—	—	—	—	—	—
444190	Other building material dealers .....	103	828	3 056	12	4	3	4	1	—	—	—	—	—	—
445	Food & beverage stores .....	532	1 488	6 292	28	13	9	3	2	—	—	1	—	—	—
4451	Grocery stores .....	(E)	(D)	(D)	11	4	3	1	2	—	—	1	—	—	—
44511	Grocery (except convenience) stores .....	420	1 174	4 877	9	3	3	1	1	—	—	1	—	—	—
445110	Grocery (except convenience) stores .....	420	1 174	4 877	9	3	3	1	1	—	—	1	—	—	—
446	Health & personal care stores .....	139	511	2 013	15	6	4	2	3	—	—	—	—	—	—
4461	Health & personal care stores .....	139	511	2 013	15	6	4	2	3	—	—	—	—	—	—
447	Gasoline stations .....	306	862	3 452	34	8	14	10	2	—	—	—	—	—	—
4471	Gasoline stations .....	306	862	3 452	34	8	14	10	2	—	—	—	—	—	—
44711	Gasoline stations with convenience stores ...	232	580	2 494	25	3	11	10	1	—	—	—	—	—	—
447110	Gasoline stations with convenience stores .	232	580	2 494	25	3	11	10	1	—	—	—	—	—	—
448	Clothing & clothing accessories stores .....	114	424	1 713	25	12	10	3	—	—	—	—	—	—	—
451	Sporting goods, hobby, book & music stores .....	112	243	1 142	19	10	2	7	—	—	—	—	—	—	—

See footnotes at end of table.

**Table 6. Counties—Employees, Payroll, and Establishments by Industry: 2001—Con.**

[Excludes most government employees, railroad employees, and self-employed persons. Size class 1 to 4 includes establishments with payroll, but no employees, during mid-March pay period. (D) denotes figures withheld to avoid disclosing data for individual companies; the data are included in broader industry totals. Detailed industries with 100 or more employees are shown if industry was not a (D). For explanation of terms, abbreviations, and data reliability/comparability, see introductory text]

NAICS code	Industry	Number of employees for week including March 12	Payroll (\$1,000)		Total number of establishments	Number of establishments by employment-size class								
			First quarter	Annual		1 to 4	5 to 9	10 to 19	20 to 49	50 to 99	100 to 249	250 to 499	500 to 999	1,000 or more
<b>KANDIYOHI—Con.</b>														
<b>44-45 Retail trade—Con.</b>														
452	General merchandise stores .....	665	2 322	9 410	10	1	2	1	1	2	3	—	—	—
4521	Department stores .....	592	2 140	8 734	5	—	—	—	—	2	3	—	—	—
45211	Department stores .....	592	2 140	8 734	5	—	—	—	—	2	3	—	—	—
452110	Department stores .....	592	2 140	8 734	5	—	—	—	—	2	3	—	—	—
453	Miscellaneous store retailers .....	157	371	1 518	24	16	4	1	3	—	—	—	—	—
<b>48-49 Transportation &amp; warehousing .....</b>														
484	Truck transportation .....	103	642	3 028	39	31	8	—	—	—	—	—	—	—
485	Transit & ground passenger transportation .....	(C)	(D)	(D)	5	1	—	1	2	1	—	—	—	—
4854	School & employee bus transportation .....	137	353	1 373	3	—	—	—	2	1	—	—	—	—
48541	School & employee bus transportation .....	137	353	1 373	3	—	—	—	2	1	—	—	—	—
485410	School & employee bus transportation .....	137	353	1 373	3	—	—	—	2	1	—	—	—	—
<b>51 Information .....</b>														
511	Publishing industries .....	(C)	(D)	(D)	5	2	1	1	—	—	1	—	—	—
5111	Newspaper, periodical, book, database publishers .....	(C)	(D)	(D)	5	2	1	1	—	—	1	—	—	—
51111	Newspaper publishers .....	(C)	(D)	(D)	5	2	1	1	—	—	1	—	—	—
513	Broadcasting & telecommunications .....	149	1 406	5 642	20	11	3	3	3	—	—	—	—	—
<b>52 Finance &amp; insurance .....</b>														
522	Credit intermediation & related activities .....	519	3 414	13 823	26	7	3	9	5	1	1	—	—	—
5221	Depository credit intermediation .....	(E)	(D)	(D)	17	3	—	9	4	1	—	—	—	—
52211	Commercial banking .....	291	2 217	9 021	16	2	—	9	4	1	—	—	—	—
522110	Commercial banking .....	291	2 217	9 021	16	2	—	9	4	1	—	—	—	—
5223	Activities related to credit intermediation .....	184	768	3 067	4	1	2	—	—	1	—	—	—	—
52232	Financial clearinghouse & reserve activities ..	(C)	(D)	(D)	2	—	1	—	—	1	—	—	—	—
524	Insurance carriers & related activities .....	115	752	3 258	42	37	4	1	—	—	—	—	—	—
<b>53 Real estate &amp; rental &amp; leasing .....</b>														
53	Real estate & rental & leasing .....	177	924	4 178	45	34	8	1	2	—	—	—	—	—
<b>54 Professional, scientific &amp; technical services .....</b>														
541	Professional, scientific & technical services .....	471	3 113	14 289	78	45	16	13	4	—	—	—	—	—
5413	Architectural, engineering & related services ...	105	781	3 490	16	8	3	4	1	—	—	—	—	—
<b>55 Management of companies &amp; enterprises .....</b>														
551	Management of companies & enterprises .....	(G)	(D)	(D)	5	2	1	—	—	1	—	—	—	1
5511	Management of companies & enterprises .....	(G)	(D)	(D)	5	2	1	—	—	1	—	—	—	1
55111	Management of companies & enterprises .....	(G)	(D)	(D)	5	2	1	—	—	1	—	—	—	1
<b>56 Admin, support, waste mgt, remediation services .....</b>														
561	Administrative & support services .....	(F)	(D)	(D)	61	29	17	9	3	1	1	1	—	—
5613	Employment services .....	358	1 156	4 848	3	—	—	1	—	1	—	1	—	—
56132	Temporary help services .....	(E)	(D)	(D)	2	—	—	1	—	—	—	1	—	—
5614	Business support services .....	(C)	(D)	(D)	5	4	—	—	—	—	1	—	—	—
56142	Telephone call centers .....	(C)	(D)	(D)	1	—	—	—	—	—	1	—	—	—
5617	Services to buildings & dwellings .....	178	415	2 337	34	19	10	4	1	—	—	—	—	—
<b>61 Educational services .....</b>														
61	Educational services .....	95	303	1 150	7	4	2	—	—	1	—	—	—	—
<b>62 Health care and social assistance .....</b>														
621	Ambulatory health care services .....	1 178	10 606	43 613	72	29	28	10	3	—	1	—	1	—
6211	Offices of physicians .....	636	7 842	30 704	8	2	3	1	1	—	—	—	1	—
62111	Offices of physicians .....	636	7 842	30 704	8	2	3	1	1	—	—	—	1	—
621111	Offices of physicians (exc mental health) ...	636	7 842	30 704	8	2	3	1	1	—	—	—	1	—
6212	Offices of dentists .....	124	939	5 311	20	8	8	4	—	—	—	—	—	—
62121	Offices of dentists .....	124	939	5 311	20	8	8	4	—	—	—	—	—	—
621210	Offices of dentists .....	124	939	5 311	20	8	8	4	—	—	—	—	—	—
6214	Outpatient care centers .....	(C)	(D)	(D)	3	1	1	—	—	—	1	—	—	—
62142	Outpatient mental health, substance abuse ctrs .....	(C)	(D)	(D)	1	—	—	—	—	—	1	—	—	—
6216	Home health care services .....	182	503	2 191	18	—	12	4	2	—	—	—	—	—
62161	Home health care services .....	182	503	2 191	18	—	12	4	2	—	—	—	—	—
621610	Home health care services .....	182	503	2 191	18	—	12	4	2	—	—	—	—	—
622	Hospitals .....	(G)	(D)	(D)	2	—	—	—	—	—	—	—	—	2
6221	General medical & surgical hospitals .....	(F)	(D)	(D)	1	—	—	—	—	—	—	—	—	1
62211	General medical & surgical hospitals .....	(F)	(D)	(D)	1	—	—	—	—	—	—	—	—	1
6222	Psychiatric & substance abuse hospitals .....	(F)	(D)	(D)	1	—	—	—	—	—	—	—	—	1
62221	Psychiatric & substance abuse hospitals .....	(F)	(D)	(D)	1	—	—	—	—	—	—	—	—	1
623	Nursing & residential care facilities .....	1 318	4 746	19 883	18	3	2	5	2	1	4	1	—	—
6231	Nursing care facilities .....	(E)	(D)	(D)	4	1	—	—	—	—	3	—	—	—
62311	Nursing care facilities .....	(E)	(D)	(D)	4	1	—	—	—	—	3	—	—	—
6232	Residential mental retardation, health facil .....	(F)	(D)	(D)	9	1	1	3	1	1	1	1	—	—
62321	Residential mental retardation facilities .....	772	2 740	11 274	8	1	1	2	1	1	1	1	—	—
623210	Residential mental retardation facilities .....	772	2 740	11 274	8	1	1	2	1	1	1	1	—	—
624	Social assistance .....	(F)	(D)	(D)	29	14	7	3	2	2	—	1	—	—
6241	Individual & family services .....	(C)	(D)	(D)	10	3	2	3	1	1	—	—	—	—
6243	Vocational rehabilitation services .....	398	722	2 918	5	3	—	—	—	1	—	1	—	—
62431	Vocational rehabilitation services .....	398	722	2 918	5	3	—	—	—	1	—	1	—	—
624310	Vocational rehabilitation services .....	398	722	2 918	5	3	—	—	—	1	—	1	—	—

See footnotes at end of table.

**Table 6. Counties—Employees, Payroll, and Establishments by Industry: 2001—Con.**

[Excludes most government employees, railroad employees, and self-employed persons. Size class 1 to 4 includes establishments with payroll, but no employees, during mid-March pay period. (D) denotes figures withheld to avoid disclosing data for individual companies; the data are included in broader industry totals. Detailed industries with 100 or more employees are shown if industry was not a (D). For explanation of terms, abbreviations, and data reliability/comparability, see introductory text]

NAICS code	Industry	Number of employees for week including March 12	Payroll (\$1,000)		Total number of establishments	Number of establishments by employment-size class								
			First quarter	Annual		1 to 4	5 to 9	10 to 19	20 to 49	50 to 99	100 to 249	250 to 499	500 to 999	1,000 or more
<b>KANDIYOHI—Con.</b>														
<b>71</b>	<b>Arts, entertainment &amp; recreation .....</b>	<b>151</b>	<b>344</b>	<b>1 547</b>	<b>18</b>	<b>12</b>	<b>2</b>	<b>1</b>	<b>2</b>	<b>1</b>	—	—	—	—
713	Amusement, gambling & recreation industries .....	142	308	1 382	14	8	2	1	2	1	—	—	—	—
7139	Other amusement & recreation industries .....	(C)	(D)	(D)	12	6	2	1	2	1	—	—	—	—
<b>72</b>	<b>Accommodation &amp; food services .....</b>	<b>1 993</b>	<b>4 257</b>	<b>17 842</b>	<b>96</b>	<b>33</b>	<b>13</b>	<b>20</b>	<b>21</b>	<b>5</b>	<b>3</b>	<b>1</b>	—	—
721	Accommodation .....	657	1 884	7 307	27	13	2	6	4	—	1	1	—	—
7211	Traveler accommodation .....	655	1 882	7 276	23	9	2	6	4	—	1	1	—	—
72111	Hotels (exc casino hotels) & motels .....	632	1 828	6 944	18	5	2	6	3	—	1	1	—	—
721110	Hotels (exc casino hotels) & motels .....	632	1 828	6 944	18	5	2	6	3	—	1	1	—	—
722	Food services & drinking places .....	1 336	2 373	10 535	69	20	11	14	17	5	2	—	—	—
7221	Full-service restaurants .....	759	1 269	5 317	29	6	4	5	9	3	2	—	—	—
72211	Full-service restaurants .....	759	1 269	5 317	29	6	4	5	9	3	2	—	—	—
722110	Full-service restaurants .....	759	1 269	5 317	29	6	4	5	9	3	2	—	—	—
7222	Limited-service eating places .....	531	1 014	4 878	32	10	5	7	8	2	—	—	—	—
72221	Limited-service eating places .....	531	1 014	4 878	32	10	5	7	8	2	—	—	—	—
722211	Limited-service restaurants .....	452	892	4 168	20	3	4	3	8	2	—	—	—	—
<b>81</b>	<b>Other services (except public administration) .....</b>	<b>898</b>	<b>2 924</b>	<b>13 678</b>	<b>160</b>	<b>96</b>	<b>36</b>	<b>16</b>	<b>12</b>	—	—	—	—	—
811	Repair & maintenance .....	147	760	3 444	47	36	8	3	—	—	—	—	—	—
8111	Automotive repair & maintenance .....	114	568	2 652	29	21	5	3	—	—	—	—	—	—
812	Personal & laundry services .....	137	461	2 096	29	18	6	4	1	—	—	—	—	—
813	Religious, grantmaking, civic, prof & like organizations .....	614	1 703	8 138	84	42	22	9	11	—	—	—	—	—
8131	Religious organizations .....	457	1 316	6 332	65	31	19	8	7	—	—	—	—	—
81311	Religious organizations .....	457	1 316	6 332	65	31	19	8	7	—	—	—	—	—
813110	Religious organizations .....	457	1 316	6 332	65	31	19	8	7	—	—	—	—	—
8134	Civic & social organizations .....	119	211	871	7	3	—	—	4	—	—	—	—	—
81341	Civic & social organizations .....	119	211	871	7	3	—	—	4	—	—	—	—	—
813410	Civic & social organizations .....	119	211	871	7	3	—	—	4	—	—	—	—	—
<b>95</b>	<b>Auxiliaries (exc corporate, subsidiary &amp; regional mgt) .....</b>	<b>(A)</b>	<b>(D)</b>	<b>(D)</b>	<b>3</b>	<b>2</b>	—	<b>1</b>	—	—	—	—	—	—
<b>99</b>	<b>Unclassified establishments .....</b>	<b>(A)</b>	<b>(D)</b>	<b>(D)</b>	<b>14</b>	<b>13</b>	<b>1</b>	—	—	—	—	—	—	—
<b>KITTSON</b>														
	<b>Total .....</b>	<b>1 091</b>	<b>5 030</b>	<b>21 523</b>	<b>154</b>	<b>97</b>	<b>31</b>	<b>14</b>	<b>9</b>	<b>2</b>	<b>1</b>	—	—	—
<b>11</b>	<b>Forestry, fishing, hunting, and agriculture support .....</b>	<b>(A)</b>	<b>(D)</b>	<b>(D)</b>	<b>2</b>	<b>1</b>	<b>1</b>	—	—	—	—	—	—	—
<b>22</b>	<b>Utilities .....</b>	<b>(A)</b>	<b>(D)</b>	<b>(D)</b>	<b>2</b>	<b>1</b>	—	<b>1</b>	—	—	—	—	—	—
<b>23</b>	<b>Construction .....</b>	<b>(A)</b>	<b>(D)</b>	<b>(D)</b>	<b>12</b>	<b>11</b>	<b>1</b>	—	—	—	—	—	—	—
<b>31-33</b>	<b>Manufacturing .....</b>	<b>29</b>	<b>189</b>	<b>932</b>	<b>6</b>	<b>4</b>	<b>1</b>	<b>1</b>	—	—	—	—	—	—
<b>42</b>	<b>Wholesale trade .....</b>	<b>128</b>	<b>697</b>	<b>3 056</b>	<b>14</b>	<b>5</b>	<b>5</b>	<b>3</b>	—	<b>1</b>	—	—	—	—
<b>44-45</b>	<b>Retail trade .....</b>	<b>225</b>	<b>754</b>	<b>3 107</b>	<b>32</b>	<b>18</b>	<b>6</b>	<b>4</b>	<b>4</b>	—	—	—	—	—
<b>48-49</b>	<b>Transportation &amp; warehousing .....</b>	<b>(B)</b>	<b>(D)</b>	<b>(D)</b>	<b>6</b>	<b>4</b>	<b>2</b>	—	—	—	—	—	—	—
<b>51</b>	<b>Information .....</b>	<b>(B)</b>	<b>(D)</b>	<b>(D)</b>	<b>4</b>	<b>3</b>	—	—	<b>1</b>	—	—	—	—	—
<b>52</b>	<b>Finance &amp; insurance .....</b>	<b>77</b>	<b>548</b>	<b>2 171</b>	<b>12</b>	<b>8</b>	<b>2</b>	—	<b>2</b>	—	—	—	—	—
<b>53</b>	<b>Real estate &amp; rental &amp; leasing .....</b>	<b>10</b>	<b>7</b>	<b>33</b>	<b>6</b>	<b>5</b>	<b>1</b>	—	—	—	—	—	—	—
<b>54</b>	<b>Professional, scientific &amp; technical services .....</b>	<b>(B)</b>	<b>(D)</b>	<b>(D)</b>	<b>5</b>	<b>2</b>	<b>2</b>	<b>1</b>	—	—	—	—	—	—
<b>56</b>	<b>Admin, support, waste mgt, remediation services .....</b>	<b>(A)</b>	<b>(D)</b>	<b>(D)</b>	<b>2</b>	<b>2</b>	—	—	—	—	—	—	—	—
<b>62</b>	<b>Health care and social assistance .....</b>	<b>336</b>	<b>1 428</b>	<b>5 479</b>	<b>14</b>	<b>6</b>	<b>5</b>	—	<b>1</b>	<b>1</b>	<b>1</b>	—	—	—
622	Hospitals .....	(C)	(D)	(D)	2	—	1	—	—	—	1	—	—	—
6221	General medical & surgical hospitals .....	(C)	(D)	(D)	2	—	1	—	—	—	1	—	—	—
62211	General medical & surgical hospitals .....	(C)	(D)	(D)	2	—	1	—	—	—	1	—	—	—
623	Nursing & residential care facilities .....	(C)	(D)	(D)	2	—	—	—	1	1	—	—	—	—
<b>71</b>	<b>Arts, entertainment &amp; recreation .....</b>	<b>(A)</b>	<b>(D)</b>	<b>(D)</b>	<b>2</b>	<b>2</b>	—	—	—	—	—	—	—	—
<b>72</b>	<b>Accommodation &amp; food services .....</b>	<b>48</b>	<b>103</b>	<b>486</b>	<b>8</b>	<b>6</b>	<b>1</b>	—	<b>1</b>	—	—	—	—	—
<b>81</b>	<b>Other services (except public administration) .....</b>	<b>102</b>	<b>243</b>	<b>979</b>	<b>25</b>	<b>17</b>	<b>4</b>	<b>4</b>	—	—	—	—	—	—
<b>99</b>	<b>Unclassified establishments .....</b>	<b>(A)</b>	<b>(D)</b>	<b>(D)</b>	<b>2</b>	<b>2</b>	—	—	—	—	—	—	—	—

See footnotes at end of table.

**Table 6. Counties—Employees, Payroll, and Establishments by Industry: 2001—Con.**

[Excludes most government employees, railroad employees, and self-employed persons. Size class 1 to 4 includes establishments with payroll, but no employees, during mid-March pay period. (D) denotes figures withheld to avoid disclosing data for individual companies; the data are included in broader industry totals. Detailed industries with 100 or more employees are shown if industry was not a (D). For explanation of terms, abbreviations, and data reliability/comparability, see introductory text]

NAICS code	Industry	Number of employees for week including March 12	Payroll (\$1,000)		Total number of establishments	Number of establishments by employment-size class									
			First quarter	Annual		1 to 4	5 to 9	10 to 19	20 to 49	50 to 99	100 to 249	250 to 499	500 to 999	1,000 or more	
	<b>KOOCHICHING</b>														
	<b>Total</b>	<b>4 753</b>	<b>30 584</b>	<b>121 018</b>	<b>466</b>	<b>262</b>	<b>104</b>	<b>65</b>	<b>22</b>	<b>9</b>	<b>3</b>				<b>1</b>
<b>11</b>	<b>Forestry, fishing, hunting, and agriculture support</b>	<b>192</b>	<b>1 644</b>	<b>4 156</b>	<b>37</b>	<b>20</b>	<b>10</b>	<b>7</b>							
113	Forestry and logging	(C)	(D)	(D)	35	18	10	7							
1133	Logging	190	1 626	4 077	34	17	10	7							
11331	Logging	190	1 626	4 077	34	17	10	7							
113310	Logging	190	1 626	4 077	34	17	10	7							
<b>22</b>	<b>Utilities</b>	<b>(B)</b>	<b>(D)</b>	<b>(D)</b>	<b>4</b>	<b>2</b>		<b>2</b>							
<b>23</b>	<b>Construction</b>	<b>164</b>	<b>1 285</b>	<b>7 445</b>	<b>32</b>	<b>22</b>	<b>6</b>	<b>2</b>	<b>1</b>	<b>1</b>					
235	Special trade contractors	113	891	4 510	24	18	4	1		1					
<b>31-33</b>	<b>Manufacturing</b>	<b>1 262</b>	<b>13 398</b>	<b>52 270</b>	<b>18</b>	<b>8</b>	<b>3</b>	<b>3</b>	<b>2</b>	<b>1</b>					<b>1</b>
321	Wood product mfg	(C)	(D)	(D)	8	2	1	2	2	1					
322	Paper mfg	(G)	(D)	(D)	1										1
3221	Pulp, paper & paperboard mills	(G)	(D)	(D)	1										1
32212	Paper mills	(G)	(D)	(D)	1										1
<b>42</b>	<b>Wholesale trade</b>	<b>57</b>	<b>228</b>	<b>1 291</b>	<b>11</b>	<b>5</b>	<b>5</b>	<b>1</b>							
<b>44-45</b>	<b>Retail trade</b>	<b>769</b>	<b>3 613</b>	<b>13 474</b>	<b>92</b>	<b>44</b>	<b>30</b>	<b>11</b>	<b>3</b>	<b>4</b>					
444	Bldg material & garden equip & supp dealers	110	538	1 970	11	5	3	2		1					
4441	Building material & supplies dealers	(C)	(D)	(D)	10	4	3	2		1					
445	Food & beverage stores	200	891	3 756	14	2	6	4		2					
4451	Grocery stores	137	673	2 776	6	2	1	1		2					
44511	Grocery (except convenience) stores	137	673	2 776	6	2	1	1		2					
445110	Grocery (except convenience) stores	137	673	2 776	6	2	1	1		2					
<b>48-49</b>	<b>Transportation &amp; warehousing</b>	<b>194</b>	<b>972</b>	<b>3 309</b>	<b>32</b>	<b>20</b>	<b>5</b>	<b>6</b>	<b>1</b>						
484	Truck transportation	126	666	2 097	18	13		4	1						
<b>51</b>	<b>Information</b>	<b>104</b>	<b>775</b>	<b>3 153</b>	<b>7</b>	<b>1</b>	<b>1</b>	<b>4</b>		<b>1</b>					
<b>52</b>	<b>Finance &amp; insurance</b>	<b>356</b>	<b>2 594</b>	<b>8 835</b>	<b>19</b>	<b>14</b>		<b>1</b>	<b>3</b>		<b>1</b>				
522	Credit intermediation & related activities	(C)	(D)	(D)	7	3		1	3						
5221	Depository credit intermediation	(C)	(D)	(D)	5	1		1	3						
524	Insurance carriers & related activities	(C)	(D)	(D)	9	8					1				
5241	Insurance carriers	(C)	(D)	(D)	1						1				
52411	Direct life, health, medical insurance carriers	(C)	(D)	(D)	1						1				
<b>53</b>	<b>Real estate &amp; rental &amp; leasing</b>	<b>(B)</b>	<b>(D)</b>	<b>(D)</b>	<b>11</b>	<b>7</b>	<b>2</b>	<b>2</b>							
<b>54</b>	<b>Professional, scientific &amp; technical services</b>	<b>55</b>	<b>347</b>	<b>1 556</b>	<b>22</b>	<b>19</b>	<b>3</b>								
<b>55</b>	<b>Management of companies &amp; enterprises</b>	<b>(A)</b>	<b>(D)</b>	<b>(D)</b>	<b>1</b>			<b>1</b>							
<b>56</b>	<b>Admin, support, waste mgt, remediation services</b>	<b>95</b>	<b>260</b>	<b>1 035</b>	<b>15</b>	<b>8</b>	<b>4</b>	<b>2</b>	<b>1</b>						
<b>61</b>	<b>Educational services</b>	<b>(B)</b>	<b>(D)</b>	<b>(D)</b>	<b>1</b>				<b>1</b>						
<b>62</b>	<b>Health care and social assistance</b>	<b>605</b>	<b>3 069</b>	<b>13 577</b>	<b>40</b>	<b>17</b>	<b>9</b>	<b>8</b>	<b>3</b>	<b>1</b>	<b>2</b>				
621	Ambulatory health care services	108	782	3 771	19	12	6		1						
622	Hospitals	(C)	(D)	(D)	1						1				
6221	General medical & surgical hospitals	(C)	(D)	(D)	1						1				
62211	General medical & surgical hospitals	(C)	(D)	(D)	1						1				
623	Nursing & residential care facilities	304	1 304	5 553	10		1	6	1	1	1				
6231	Nursing care facilities	241	1 045	4 346	4			1	1	1	1				
62311	Nursing care facilities	241	1 045	4 346	4			1	1	1	1				
623110	Nursing care facilities	241	1 045	4 346	4			1	1	1	1				
<b>71</b>	<b>Arts, entertainment &amp; recreation</b>	<b>(B)</b>	<b>(D)</b>	<b>(D)</b>	<b>11</b>	<b>8</b>	<b>3</b>								
<b>72</b>	<b>Accommodation &amp; food services</b>	<b>534</b>	<b>1 064</b>	<b>5 269</b>	<b>55</b>	<b>24</b>	<b>11</b>	<b>13</b>	<b>6</b>	<b>1</b>					
721	Accommodation	154	372	2 070	16	10	2	2	1	1					
7211	Traveler accommodation	(C)	(D)	(D)	14	9	2	1	1	1					
72111	Hotels (exc casino hotels) & motels	131	326	1 646	12	8	1	1	1	1					
721110	Hotels (exc casino hotels) & motels	131	326	1 646	12	8	1	1	1	1					
722	Food services & drinking places	380	692	3 199	39	14	9	11	5						
7221	Full-service restaurants	182	361	1 587	20	7	4	7	2						
72211	Full-service restaurants	182	361	1 587	20	7	4	7	2						
722110	Full-service restaurants	182	361	1 587	20	7	4	7	2						
7222	Limited-service eating places	151	247	1 225	9	2	2	2	3						
72221	Limited-service eating places	151	247	1 225	9	2	2	2	3						
<b>81</b>	<b>Other services (except public administration)</b>	<b>200</b>	<b>479</b>	<b>2 013</b>	<b>48</b>	<b>33</b>	<b>12</b>	<b>2</b>	<b>1</b>						
813	Religious, grantmaking, civic, prof & like organizations	140	258	1 047	30	19	9	1	1						
<b>99</b>	<b>Unclassified establishments</b>	<b>(A)</b>	<b>(D)</b>	<b>(D)</b>	<b>10</b>	<b>10</b>									

See footnotes at end of table.

**Table 6. Counties—Employees, Payroll, and Establishments by Industry: 2001—Con.**

[Excludes most government employees, railroad employees, and self-employed persons. Size class 1 to 4 includes establishments with payroll, but no employees, during mid-March pay period. (D) denotes figures withheld to avoid disclosing data for individual companies; the data are included in broader industry totals. Detailed industries with 100 or more employees are shown if industry was not a (D). For explanation of terms, abbreviations, and data reliability/comparability, see introductory text]

NAICS code	Industry	Number of employees for week including March 12	Payroll (\$1,000)		Total number of establishments	Number of establishments by employment-size class								
			First quarter	Annual		1 to 4	5 to 9	10 to 19	20 to 49	50 to 99	100 to 249	250 to 499	500 to 999	1,000 or more
<b>LAC QUI PARLE</b>														
	<b>Total</b> .....	<b>2 424</b>	<b>11 797</b>	<b>56 382</b>	<b>290</b>	<b>167</b>	<b>61</b>	<b>37</b>	<b>17</b>	<b>5</b>	<b>3</b>	-	-	-
21	<b>Mining</b> .....	(A)	(D)	(D)	1	1	-	-	-	-	-	-	-	-
23	<b>Construction</b> .....	163	1 412	9 292	34	25	6	1	1	1	-	-	-	-
31-33	<b>Manufacturing</b> .....	329	2 252	9 584	15	5	5	1	2	1	1	-	-	-
311	Food mfg .....	228	1 782	7 026	6	3	1	-	-	1	1	-	-	-
3115	Dairy product mfg .....	(C)	(D)	(D)	1	-	-	-	-	-	1	-	-	-
31151	Dairy product (exc frozen) mfg .....	(C)	(D)	(D)	1	-	-	-	-	-	1	-	-	-
42	<b>Wholesale trade</b> .....	207	1 226	5 549	18	3	4	9	2	-	-	-	-	-
422	Wholesale trade, nondurable goods .....	139	806	3 554	13	3	2	7	1	-	-	-	-	-
44-45	<b>Retail trade</b> .....	411	1 275	5 906	53	26	15	4	8	-	-	-	-	-
445	Food & beverage stores .....	161	509	2 357	9	2	2	-	5	-	-	-	-	-
48-49	<b>Transportation &amp; warehousing</b> .....	249	1 420	5 734	20	14	1	2	-	3	-	-	-	-
484	Truck transportation .....	(C)	(D)	(D)	19	13	1	2	-	3	-	-	-	-
4842	Specialized freight trucking .....	166	926	4 150	10	7	-	1	-	2	-	-	-	-
48423	Specialized freight (exc used) trucking, LDist .....	(C)	(D)	(D)	3	1	-	-	-	2	-	-	-	-
51	<b>Information</b> .....	(B)	(D)	(D)	6	1	3	2	-	-	-	-	-	-
52	<b>Finance &amp; insurance</b> .....	106	723	2 679	18	9	5	4	-	-	-	-	-	-
53	<b>Real estate &amp; rental &amp; leasing</b> .....	18	40	134	7	6	1	-	-	-	-	-	-	-
54	<b>Professional, scientific &amp; technical services</b> .....	29	104	383	16	15	1	-	-	-	-	-	-	-
56	<b>Admin, support, waste mgt, remediation services</b> .....	(B)	(D)	(D)	6	2	3	1	-	-	-	-	-	-
62	<b>Health care and social assistance</b> .....	504	2 391	12 440	18	7	2	4	3	-	2	-	-	-
622	Hospitals .....	(C)	(D)	(D)	2	-	-	-	1	-	1	-	-	-
6221	General medical & surgical hospitals .....	(C)	(D)	(D)	2	-	-	-	1	-	1	-	-	-
62211	General medical & surgical hospitals .....	(C)	(D)	(D)	2	-	-	-	1	-	1	-	-	-
623	Nursing & residential care facilities .....	208	862	3 095	4	-	1	1	1	-	1	-	-	-
6231	Nursing care facilities .....	(C)	(D)	(D)	2	-	1	-	-	-	1	-	-	-
62311	Nursing care facilities .....	(C)	(D)	(D)	2	-	1	-	-	-	1	-	-	-
71	<b>Arts, entertainment &amp; recreation</b> .....	17	26	348	7	6	1	-	-	-	-	-	-	-
72	<b>Accommodation &amp; food services</b> .....	157	210	1 015	24	11	5	7	1	-	-	-	-	-
722	Food services & drinking places .....	(C)	(D)	(D)	21	9	5	7	-	-	-	-	-	-
81	<b>Other services (except public administration)</b> .....	150	359	1 615	45	34	9	2	-	-	-	-	-	-
99	<b>Unclassified establishments</b> .....	(A)	(D)	(D)	2	2	-	-	-	-	-	-	-	-
<b>LAKE</b>														
	<b>Total</b> .....	<b>3 176</b>	<b>18 386</b>	<b>79 067</b>	<b>287</b>	<b>160</b>	<b>54</b>	<b>39</b>	<b>20</b>	<b>10</b>	<b>3</b>	<b>1</b>	-	-
11	<b>Forestry, fishing, hunting, and agriculture support</b> .....	(B)	(D)	(D)	5	1	3	1	-	-	-	-	-	-
21	<b>Mining</b> .....	(E)	(D)	(D)	2	1	-	-	-	-	-	1	-	-
212	Mining (except oil & gas) .....	(E)	(D)	(D)	2	1	-	-	-	-	-	1	-	-
2122	Metal ore mining .....	(E)	(D)	(D)	1	-	-	-	-	-	-	1	-	-
21221	Iron ore mining .....	(E)	(D)	(D)	1	-	-	-	-	-	-	1	-	-
22	<b>Utilities</b> .....	(B)	(D)	(D)	4	1	-	2	1	-	-	-	-	-
23	<b>Construction</b> .....	56	307	1 399	25	22	2	1	-	-	-	-	-	-
31-33	<b>Manufacturing</b> .....	443	3 854	18 139	13	6	1	2	1	1	2	-	-	-
321	Wood product mfg .....	(C)	(D)	(D)	3	2	-	-	-	-	1	-	-	-
3212	Veneer, plywood & engineered wood product mfg .....	(C)	(D)	(D)	1	-	-	-	-	-	1	-	-	-
32121	Veneer, plywood & engineered wood product mfg .....	(C)	(D)	(D)	1	-	-	-	-	-	1	-	-	-
333	Machinery mfg .....	(E)	(D)	(D)	4	-	-	1	1	1	1	-	-	-
3331	Ag, construction & mining machinery mfg .....	(C)	(D)	(D)	2	-	-	1	-	-	1	-	-	-
33312	Construction machinery mfg .....	(C)	(D)	(D)	1	-	-	-	-	-	1	-	-	-
42	<b>Wholesale trade</b> .....	(B)	(D)	(D)	6	4	1	-	1	-	-	-	-	-
44-45	<b>Retail trade</b> .....	422	1 647	7 479	50	24	12	8	4	2	-	-	-	-
445	Food & beverage stores .....	116	470	2 062	8	1	3	2	1	1	-	-	-	-
447	Gasoline stations .....	103	259	1 031	9	2	2	3	2	-	-	-	-	-
4471	Gasoline stations .....	103	259	1 031	9	2	2	3	2	-	-	-	-	-
48-49	<b>Transportation &amp; warehousing</b> .....	11	56	351	6	5	1	-	-	-	-	-	-	-
51	<b>Information</b> .....	(B)	(D)	(D)	8	7	1	-	-	-	-	-	-	-
52	<b>Finance &amp; insurance</b> .....	131	798	3 047	11	3	4	3	-	1	-	-	-	-
53	<b>Real estate &amp; rental &amp; leasing</b> .....	(A)	(D)	(D)	3	3	-	-	-	-	-	-	-	-
54	<b>Professional, scientific &amp; technical services</b> .....	136	525	2 340	16	10	4	-	1	1	-	-	-	-
541	Professional, scientific & technical services .....	136	525	2 340	16	10	4	-	1	1	-	-	-	-

See footnotes at end of table.

**Table 6. Counties—Employees, Payroll, and Establishments by Industry: 2001—Con.**

[Excludes most government employees, railroad employees, and self-employed persons. Size class 1 to 4 includes establishments with payroll, but no employees, during mid-March pay period. (D) denotes figures withheld to avoid disclosing data for individual companies; the data are included in broader industry totals. Detailed industries with 100 or more employees are shown if industry was not a (D). For explanation of terms, abbreviations, and data reliability/comparability, see introductory text]

NAICS code	Industry	Number of employees for week including March 12	Payroll (\$1,000)		Total number of establishments	Number of establishments by employment-size class								
			First quarter	Annual		1 to 4	5 to 9	10 to 19	20 to 49	50 to 99	100 to 249	250 to 499	500 to 999	1,000 or more
<b>LAKE—Con.</b>														
56	<b>Admin, support, waste mgt, remediation services</b> .....	64	179	742	13	8	3	2	—	—	—	—	—	—
61	<b>Educational services</b> .....	69	448	1 967	3	—	—	2	1	—	—	—	—	—
62	<b>Health care and social assistance</b> .....	561	2 949	11 519	26	10	5	4	3	3	1	—	—	—
621	Ambulatory health care services.....	(C)	(D)	(D)	12	4	3	2	2	1	—	—	—	—
6214	Outpatient care centers.....	(C)	(D)	(D)	4	1	—	1	1	—	—	—	—	—
62149	Other outpatient care centers.....	(C)	(D)	(D)	3	1	—	—	1	1	—	—	—	—
622	Hospitals.....	(C)	(D)	(D)	1	—	—	—	—	—	1	—	—	—
6221	General medical & surgical hospitals.....	(C)	(D)	(D)	1	—	—	—	—	—	1	—	—	—
62211	General medical & surgical hospitals.....	(C)	(D)	(D)	1	—	—	—	—	—	1	—	—	—
623	Nursing & residential care facilities.....	(C)	(D)	(D)	7	2	2	2	—	1	—	—	—	—
71	<b>Arts, entertainment &amp; recreation</b> .....	33	78	554	4	1	1	2	—	—	—	—	—	—
72	<b>Accommodation &amp; food services</b> .....	594	1 111	5 806	52	29	7	6	8	2	—	—	—	—
721	Accommodation.....	150	378	1 977	24	19	3	1	—	1	—	—	—	—
7211	Traveler accommodation.....	(C)	(D)	(D)	13	9	2	1	—	1	—	—	—	—
72111	Hotels (exc casino hotels) & motels.....	124	287	1 355	12	8	2	1	—	1	—	—	—	—
721110	Hotels (exc casino hotels) & motels.....	124	287	1 355	12	8	2	1	—	1	—	—	—	—
722	Food services & drinking places.....	444	733	3 829	28	10	4	5	8	1	—	—	—	—
7221	Full-service restaurants.....	279	496	2 601	15	4	3	2	5	1	—	—	—	—
72211	Full-service restaurants.....	279	496	2 601	15	4	3	2	5	1	—	—	—	—
722110	Full-service restaurants.....	279	496	2 601	15	4	3	2	5	1	—	—	—	—
7222	Limited-service eating places.....	146	205	1 090	10	4	1	2	3	—	—	—	—	—
72221	Limited-service eating places.....	146	205	1 090	10	4	1	2	3	—	—	—	—	—
81	<b>Other services (except public administration)</b> .....	188	664	2 549	39	24	9	6	—	—	—	—	—	—
813	Religious, grantmaking, civic, prof & like organizations.....	103	225	937	22	12	8	2	—	—	—	—	—	—
99	<b>Unclassified establishments</b> .....	(A)	(D)	(D)	1	1	—	—	—	—	—	—	—	—
<b>LAKE OF THE WOODS</b>														
	<b>Total</b> .....	1 213	6 682	25 020	149	95	21	19	11	1	2	—	—	—
11	<b>Forestry, fishing, hunting, and agriculture support</b> .....	(A)	(D)	(D)	1	1	—	—	—	—	—	—	—	—
22	<b>Utilities</b> .....	(A)	(D)	(D)	1	—	—	1	—	—	—	—	—	—
23	<b>Construction</b> .....	(B)	(D)	(D)	12	9	2	1	—	—	—	—	—	—
31-33	<b>Manufacturing</b> .....	251	2 953	10 275	10	5	2	1	1	—	1	—	—	—
325	Chemical mfg.....	(C)	(D)	(D)	1	—	—	—	—	—	1	—	—	—
3254	Pharmaceutical & medicine mfg.....	(C)	(D)	(D)	1	—	—	—	—	—	1	—	—	—
32541	Pharmaceutical & medicine mfg.....	(C)	(D)	(D)	1	—	—	—	—	—	1	—	—	—
42	<b>Wholesale trade</b> .....	48	198	813	9	7	—	2	—	—	—	—	—	—
44-45	<b>Retail trade</b> .....	210	732	2 993	28	16	4	4	4	—	—	—	—	—
48-49	<b>Transportation &amp; warehousing</b> .....	(B)	(D)	(D)	8	7	—	—	1	—	—	—	—	—
52	<b>Finance &amp; insurance</b> .....	(B)	(D)	(D)	3	1	1	1	—	—	—	—	—	—
53	<b>Real estate &amp; rental &amp; leasing</b> .....	18	52	148	3	2	—	1	—	—	—	—	—	—
54	<b>Professional, scientific &amp; technical services</b> .....	(A)	(D)	(D)	4	4	—	—	—	—	—	—	—	—
56	<b>Admin, support, waste mgt, remediation services</b> .....	(A)	(D)	(D)	3	2	1	—	—	—	—	—	—	—
62	<b>Health care and social assistance</b> .....	(C)	(D)	(D)	10	7	2	—	—	—	1	—	—	—
622	Hospitals.....	(C)	(D)	(D)	1	—	—	—	—	—	1	—	—	—
6221	General medical & surgical hospitals.....	(C)	(D)	(D)	1	—	—	—	—	—	1	—	—	—
62211	General medical & surgical hospitals.....	(C)	(D)	(D)	1	—	—	—	—	—	1	—	—	—
71	<b>Arts, entertainment &amp; recreation</b> .....	56	202	647	7	3	2	1	1	—	—	—	—	—
72	<b>Accommodation &amp; food services</b> .....	268	855	3 151	30	15	6	4	4	1	—	—	—	—
721	Accommodation.....	213	744	2 706	26	14	5	4	2	1	—	—	—	—
7211	Traveler accommodation.....	139	513	1 752	13	7	1	3	1	1	—	—	—	—
72111	Hotels (exc casino hotels) & motels.....	125	463	1 575	10	5	1	2	1	1	—	—	—	—
721110	Hotels (exc casino hotels) & motels.....	125	463	1 575	10	5	1	2	1	1	—	—	—	—
81	<b>Other services (except public administration)</b> .....	72	124	506	19	15	1	3	—	—	—	—	—	—
99	<b>Unclassified establishments</b> .....	(A)	(D)	(D)	1	1	—	—	—	—	—	—	—	—

See footnotes at end of table.

**Table 6. Counties—Employees, Payroll, and Establishments by Industry: 2001—Con.**

[Excludes most government employees, railroad employees, and self-employed persons. Size class 1 to 4 includes establishments with payroll, but no employees, during mid-March pay period. (D) denotes figures withheld to avoid disclosing data for individual companies; the data are included in broader industry totals. Detailed industries with 100 or more employees are shown if industry was not a (D). For explanation of terms, abbreviations, and data reliability/comparability, see introductory text]

NAICS code	Industry	Number of employees for week including March 12	Payroll (\$1,000)		Total number of establishments	Number of establishments by employment-size class								
			First quarter	Annual		1 to 4	5 to 9	10 to 19	20 to 49	50 to 99	100 to 249	250 to 499	500 to 999	1,000 or more
<b>LE SUEUR</b>														
	<b>Total</b> .....	<b>9 593</b>	<b>58 659</b>	<b>256 234</b>	<b>771</b>	<b>434</b>	<b>146</b>	<b>101</b>	<b>62</b>	<b>13</b>	<b>11</b>	<b>2</b>	<b>2</b>	<b>-</b>
11	Forestry, fishing, hunting, and agriculture support .....	(B)	(D)	(D)	5	3	1	1	-	-	-	-	-	-
21	Mining .....	(B)	(D)	(D)	2	-	-	-	2	-	-	-	-	-
22	Utilities .....	(A)	(D)	(D)	3	1	2	-	-	-	-	-	-	-
23	<b>Construction</b> .....	<b>796</b>	<b>5 696</b>	<b>33 435</b>	<b>137</b>	<b>89</b>	<b>25</b>	<b>17</b>	<b>5</b>	<b>1</b>	<b>-</b>	<b>-</b>	<b>-</b>	<b>-</b>
233	Building, developing & general contracting .....	120	556	3 382	33	25	5	3	-	-	-	-	-	-
2332	Residential building construction .....	(C)	(D)	(D)	27	20	4	3	-	-	-	-	-	-
23321	Single-family housing construction .....	101	472	2 603	25	18	4	3	-	-	-	-	-	-
233210	Single-family housing construction .....	101	472	2 603	25	18	4	3	-	-	-	-	-	-
235	Special trade contractors .....	601	4 657	23 800	89	57	14	12	5	1	-	-	-	-
2351	Plumbing, heating & AC contractor .....	251	2 500	10 638	20	8	5	4	2	1	-	-	-	-
23511	Plumbing, heating & AC contractor .....	251	2 500	10 638	20	8	5	4	2	1	-	-	-	-
235110	Plumbing, heating & AC contractor .....	251	2 500	10 638	20	8	5	4	2	1	-	-	-	-
31-33	<b>Manufacturing</b> .....	<b>2 790</b>	<b>21 966</b>	<b>96 599</b>	<b>59</b>	<b>22</b>	<b>9</b>	<b>10</b>	<b>6</b>	<b>5</b>	<b>5</b>	<b>-</b>	<b>2</b>	<b>-</b>
311	Food mfg .....	534	3 734	20 558	7	1	-	-	1	3	2	-	-	-
3114	Fruit & veg preserving & specialty food mfg .....	(C)	(D)	(D)	1	-	-	-	-	-	1	-	-	-
31142	Fruit & veg canning, pickling & drying .....	(C)	(D)	(D)	1	-	-	-	-	-	1	-	-	-
3115	Dairy product mfg .....	(C)	(D)	(D)	2	-	-	-	-	1	1	-	-	-
31151	Dairy product (exc frozen) mfg .....	(C)	(D)	(D)	2	-	-	-	-	1	1	-	-	-
326	Plastics & rubber products mfg .....	144	1 326	5 671	6	-	3	-	2	1	-	-	-	-
3261	Plastics product mfg .....	(C)	(D)	(D)	5	-	2	-	2	1	-	-	-	-
327	Nonmetallic mineral product mfg .....	423	3 694	16 007	9	2	1	2	2	-	2	-	-	-
3279	Other nonmetallic mineral product mfg .....	369	3 371	14 322	3	-	-	-	1	-	2	-	-	-
32799	All other nonmetallic mineral product mfg .....	369	3 371	14 322	3	-	-	-	1	-	2	-	-	-
327991	Cut stone & stone product mfg .....	369	3 371	14 322	3	-	-	-	1	-	2	-	-	-
331	Primary metal mfg .....	(F)	(D)	(D)	1	-	-	-	-	-	-	-	1	-
3315	Foundries .....	(F)	(D)	(D)	1	-	-	-	-	-	-	-	1	-
33152	Nonferrous metal foundries .....	(F)	(D)	(D)	1	-	-	-	-	-	-	-	1	-
332	Fabricated metal product mfg .....	329	2 414	9 876	12	6	2	2	1	-	1	-	-	-
3325	Hardware mfg .....	(C)	(D)	(D)	1	-	-	-	-	-	1	-	-	-
33251	Hardware mfg .....	(C)	(D)	(D)	1	-	-	-	-	-	1	-	-	-
334	Computer & electronic product mfg .....	(F)	(D)	(D)	2	1	-	-	-	-	-	-	1	-
3342	Communications equipment mfg .....	(F)	(D)	(D)	1	-	-	-	-	-	-	-	1	-
33421	Telephone apparatus mfg .....	(F)	(D)	(D)	1	-	-	-	-	-	-	-	1	-
42	<b>Wholesale trade</b> .....	<b>421</b>	<b>3 001</b>	<b>14 424</b>	<b>33</b>	<b>20</b>	<b>3</b>	<b>4</b>	<b>5</b>	<b>-</b>	<b>1</b>	<b>-</b>	<b>-</b>	<b>-</b>
421	Wholesale trade, durable goods .....	126	747	3 477	14	9	1	1	3	-	-	-	-	-
422	Wholesale trade, nondurable goods .....	295	2 254	10 947	19	11	2	3	2	-	1	-	-	-
4224	Grocery & related product whse .....	(C)	(D)	(D)	1	-	-	-	-	-	1	-	-	-
42241	General line grocery whse .....	(C)	(D)	(D)	1	-	-	-	-	-	1	-	-	-
44-45	<b>Retail trade</b> .....	<b>1 022</b>	<b>3 509</b>	<b>15 109</b>	<b>131</b>	<b>64</b>	<b>32</b>	<b>23</b>	<b>12</b>	<b>-</b>	<b>-</b>	<b>-</b>	<b>-</b>	<b>-</b>
441	Motor vehicle & parts dealers .....	113	600	2 549	17	10	4	2	1	-	-	-	-	-
444	Bldg material & garden equip & supp dealers .....	141	807	3 532	25	13	7	4	1	-	-	-	-	-
445	Food & beverage stores .....	241	616	2 614	25	11	6	4	4	-	-	-	-	-
4451	Grocery stores .....	146	391	1 635	10	2	3	2	3	-	-	-	-	-
44511	Grocery (except convenience) stores .....	146	391	1 635	10	2	3	2	3	-	-	-	-	-
445110	Grocery (except convenience) stores .....	146	391	1 635	10	2	3	2	3	-	-	-	-	-
446	Health & personal care stores .....	110	468	2 032	6	-	1	3	2	-	-	-	-	-
4461	Health & personal care stores .....	110	468	2 032	6	-	1	3	2	-	-	-	-	-
44611	Pharmacies & drug stores .....	110	468	2 032	6	-	1	3	2	-	-	-	-	-
446110	Pharmacies & drug stores .....	110	468	2 032	6	-	1	3	2	-	-	-	-	-
447	Gasoline stations .....	205	479	1 923	15	3	3	6	3	-	-	-	-	-
4471	Gasoline stations .....	205	479	1 923	15	3	3	6	3	-	-	-	-	-
44711	Gasoline stations with convenience stores .....	188	421	1 669	11	1	1	6	3	-	-	-	-	-
447110	Gasoline stations with convenience stores .....	188	421	1 669	11	1	1	6	3	-	-	-	-	-
48-49	<b>Transportation &amp; warehousing</b> .....	<b>280</b>	<b>772</b>	<b>4 267</b>	<b>35</b>	<b>23</b>	<b>5</b>	<b>3</b>	<b>3</b>	<b>1</b>	<b>-</b>	<b>-</b>	<b>-</b>	<b>-</b>
485	Transit & ground passenger transportation .....	(C)	(D)	(D)	7	-	2	2	2	1	-	-	-	-
4854	School & employee bus transportation .....	139	285	1 109	4	-	-	2	1	1	-	-	-	-
48541	School & employee bus transportation .....	139	285	1 109	4	-	-	2	1	1	-	-	-	-
485410	School & employee bus transportation .....	139	285	1 109	4	-	-	2	1	1	-	-	-	-
51	<b>Information</b> .....	<b>118</b>	<b>707</b>	<b>2 837</b>	<b>9</b>	<b>4</b>	<b>2</b>	<b>1</b>	<b>2</b>	<b>-</b>	<b>-</b>	<b>-</b>	<b>-</b>	<b>-</b>
52	<b>Finance &amp; insurance</b> .....	<b>248</b>	<b>1 521</b>	<b>6 532</b>	<b>35</b>	<b>21</b>	<b>5</b>	<b>4</b>	<b>5</b>	<b>-</b>	<b>-</b>	<b>-</b>	<b>-</b>	<b>-</b>
522	Credit intermediation & related activities .....	(C)	(D)	(D)	11	1	1	4	5	-	-	-	-	-
5221	Depository credit intermediation .....	(C)	(D)	(D)	11	1	1	4	5	-	-	-	-	-
52211	Commercial banking .....	(C)	(D)	(D)	11	1	1	4	5	-	-	-	-	-
53	<b>Real estate &amp; rental &amp; leasing</b> .....	<b>28</b>	<b>140</b>	<b>668</b>	<b>17</b>	<b>17</b>	<b>-</b>	<b>-</b>	<b>-</b>	<b>-</b>	<b>-</b>	<b>-</b>	<b>-</b>	<b>-</b>
54	<b>Professional, scientific &amp; technical services</b> .....	<b>850</b>	<b>10 842</b>	<b>39 693</b>	<b>53</b>	<b>33</b>	<b>7</b>	<b>7</b>	<b>4</b>	<b>-</b>	<b>1</b>	<b>1</b>	<b>-</b>	<b>-</b>
541	Professional, scientific & technical services .....	850	10 842	39 693	53	33	7	7	4	-	1	1	-	-
5415	Computer systems design & related services .....	(F)	(D)	(D)	5	2	1	-	-	-	1	1	-	-
54151	Computer systems design & related services .....	(F)	(D)	(D)	5	2	1	-	-	-	1	1	-	-
55	<b>Management of companies &amp; enterprises</b> .....	<b>(A)</b>	<b>(D)</b>	<b>(D)</b>	<b>1</b>	<b>-</b>	<b>-</b>	<b>1</b>	<b>-</b>	<b>-</b>	<b>-</b>	<b>-</b>	<b>-</b>	<b>-</b>

See footnotes at end of table.



**Table 6. Counties—Employees, Payroll, and Establishments by Industry: 2001—Con.**

[Excludes most government employees, railroad employees, and self-employed persons. Size class 1 to 4 includes establishments with payroll, but no employees, during mid-March pay period. (D) denotes figures withheld to avoid disclosing data for individual companies; the data are included in broader industry totals. Detailed industries with 100 or more employees are shown if industry was not a (D). For explanation of terms, abbreviations, and data reliability/comparability, see introductory text]

NAICS code	Industry	Number of employees for week including March 12	Payroll (\$1,000)		Total number of establishments	Number of establishments by employment-size class									
			First quarter	Annual		1 to 4	5 to 9	10 to 19	20 to 49	50 to 99	100 to 249	250 to 499	500 to 999	1,000 or more	
<b>LE SUEUR—Con.</b>															
<b>56</b>	<b>Admin, support, waste mgt, remediation services</b>	<b>242</b>	<b>944</b>	<b>4 087</b>	<b>25</b>	<b>17</b>	<b>2</b>	<b>3</b>	<b>2</b>	<b>1</b>	—	—	—	—	
561	Administrative & support services	227	852	3 699	21	14	1	3	2	1	—	—	—	—	
5613	Employment services	142	402	1 022	3	—	—	1	1	1	—	—	—	—	
56132	Temporary help services	142	402	1 022	3	—	—	1	1	1	—	—	—	—	
561320	Temporary help services	142	402	1 022	3	—	—	1	1	1	—	—	—	—	
<b>61</b>	<b>Educational services</b>	<b>155</b>	<b>672</b>	<b>2 763</b>	<b>8</b>	<b>2</b>	<b>4</b>	—	<b>1</b>	<b>1</b>	—	—	—	—	
611	Educational services	155	672	2 763	8	2	4	—	1	1	—	—	—	—	
6111	Elementary & secondary schools	127	636	2 666	3	—	1	—	1	1	—	—	—	—	
61111	Elementary & secondary schools	127	636	2 666	3	—	1	—	1	1	—	—	—	—	
611110	Elementary & secondary schools	127	636	2 666	3	—	1	—	1	1	—	—	—	—	
<b>62</b>	<b>Health care and social assistance</b>	<b>814</b>	<b>3 270</b>	<b>13 875</b>	<b>55</b>	<b>24</b>	<b>12</b>	<b>13</b>	<b>2</b>	<b>2</b>	<b>2</b>	—	—	—	
621	Ambulatory health care services	152	846	4 279	27	17	6	3	1	—	—	—	—	—	
622	Hospitals	(C)	(D)	(D)	1	—	—	—	—	—	1	—	—	—	
6221	General medical & surgical hospitals	(C)	(D)	(D)	1	—	—	—	—	—	1	—	—	—	
62211	General medical & surgical hospitals	(C)	(D)	(D)	1	—	—	—	—	—	1	—	—	—	
623	Nursing & residential care facilities	290	1 251	5 000	13	—	3	7	1	2	—	—	—	—	
6231	Nursing care facilities	177	794	3 113	4	—	1	1	—	2	—	—	—	—	
62311	Nursing care facilities	177	794	3 113	4	—	1	1	—	2	—	—	—	—	
623110	Nursing care facilities	177	794	3 113	4	—	1	1	—	2	—	—	—	—	
6232	Residential mental retardation, health facil	113	457	1 887	9	—	2	6	1	—	—	—	—	—	
62321	Residential mental retardation facilities	113	457	1 887	9	—	2	6	1	—	—	—	—	—	
623210	Residential mental retardation facilities	113	457	1 887	9	—	2	6	1	—	—	—	—	—	
624	Social assistance	(C)	(D)	(D)	14	7	3	3	—	—	1	—	—	—	
6241	Individual & family services	(C)	(D)	(D)	5	1	1	2	—	—	1	—	—	—	
62412	Services for elderly & disabled persons	169	191	895	3	—	—	2	—	—	1	—	—	—	
624120	Services for elderly & disabled persons	169	191	895	3	—	—	2	—	—	1	—	—	—	
<b>71</b>	<b>Arts, entertainment &amp; recreation</b>	<b>253</b>	<b>568</b>	<b>1 823</b>	<b>18</b>	<b>13</b>	<b>3</b>	<b>1</b>	—	—	<b>1</b>	—	—	—	
713	Amusement, gambling & recreation industries	(C)	(D)	(D)	13	9	3	—	—	—	1	—	—	—	
7139	Other amusement & recreation industries	(C)	(D)	(D)	12	8	3	—	—	—	1	—	—	—	
71392	Skiing facilities	(C)	(D)	(D)	1	—	—	—	—	—	1	—	—	—	
<b>72</b>	<b>Accommodation &amp; food services</b>	<b>874</b>	<b>1 541</b>	<b>6 730</b>	<b>51</b>	<b>26</b>	<b>9</b>	<b>5</b>	<b>7</b>	<b>2</b>	<b>1</b>	<b>1</b>	—	—	
722	Food services & drinking places	862	1 510	6 508	45	21	8	5	7	2	1	1	—	—	
7221	Full-service restaurants	319	658	2 885	18	8	2	2	4	2	—	—	—	—	
72211	Full-service restaurants	319	658	2 885	18	8	2	2	4	2	—	—	—	—	
722110	Full-service restaurants	319	658	2 885	18	8	2	2	4	2	—	—	—	—	
7222	Limited-service eating places	216	369	1 569	12	4	3	1	3	—	1	—	—	—	
72221	Limited-service eating places	216	369	1 569	12	4	3	1	3	—	1	—	—	—	
722211	Limited-service restaurants	181	315	1 296	8	4	—	—	3	—	1	—	—	—	
7223	Special food services	(E)	(D)	(D)	1	—	—	—	—	—	—	—	1	—	
72231	Food service contractors	(E)	(D)	(D)	1	—	—	—	—	—	—	—	1	—	
<b>81</b>	<b>Other services (except public administration)</b>	<b>565</b>	<b>1 801</b>	<b>6 834</b>	<b>89</b>	<b>51</b>	<b>24</b>	<b>8</b>	<b>6</b>	—	—	—	—	—	
813	Religious, grantmaking, civic, prof & like organizations	409	1 017	4 092	51	26	15	4	6	—	—	—	—	—	
8131	Religious organizations	172	404	1 540	32	19	9	3	1	—	—	—	—	—	
81311	Religious organizations	172	404	1 540	32	19	9	3	1	—	—	—	—	—	
813110	Religious organizations	172	404	1 540	32	19	9	3	1	—	—	—	—	—	
8134	Civic & social organizations	151	122	539	8	—	4	1	3	—	—	—	—	—	
81341	Civic & social organizations	151	122	539	8	—	4	1	3	—	—	—	—	—	
813410	Civic & social organizations	151	122	539	8	—	4	1	3	—	—	—	—	—	
<b>95</b>	<b>Auxiliaries (exc corporate, subsidiary &amp; regional mgt)</b>	<b>(A)</b>	<b>(D)</b>	<b>(D)</b>	<b>1</b>	—	<b>1</b>	—	—	—	—	—	—	—	
<b>99</b>	<b>Unclassified establishments</b>	<b>(A)</b>	<b>(D)</b>	<b>(D)</b>	<b>4</b>	<b>4</b>	—	—	—	—	—	—	—	—	
<b>LINCOLN</b>															
	<b>Total</b>	<b>1 310</b>	<b>5 299</b>	<b>23 756</b>	<b>179</b>	<b>114</b>	<b>29</b>	<b>28</b>	<b>5</b>	—	<b>3</b>	—	—	—	
<b>11</b>	<b>Forestry, fishing, hunting, and agriculture support</b>	<b>(A)</b>	<b>(D)</b>	<b>(D)</b>	<b>1</b>	<b>1</b>	—	—	—	—	—	—	—	—	
<b>22</b>	<b>Utilities</b>	<b>(B)</b>	<b>(D)</b>	<b>(D)</b>	<b>3</b>	—	<b>1</b>	<b>2</b>	—	—	—	—	—	—	
<b>23</b>	<b>Construction</b>	<b>73</b>	<b>394</b>	<b>2 117</b>	<b>25</b>	<b>21</b>	<b>2</b>	<b>1</b>	<b>1</b>	—	—	—	—	—	
<b>31-33</b>	<b>Manufacturing</b>	<b>20</b>	<b>114</b>	<b>630</b>	<b>5</b>	<b>3</b>	<b>2</b>	—	—	—	—	—	—	—	
<b>42</b>	<b>Wholesale trade</b>	<b>114</b>	<b>510</b>	<b>2 096</b>	<b>11</b>	<b>4</b>	<b>1</b>	<b>5</b>	<b>1</b>	—	—	—	—	—	
<b>44-45</b>	<b>Retail trade</b>	<b>198</b>	<b>563</b>	<b>2 504</b>	<b>27</b>	<b>12</b>	<b>4</b>	<b>11</b>	—	—	—	—	—	—	
<b>48-49</b>	<b>Transportation &amp; warehousing</b>	<b>74</b>	<b>375</b>	<b>1 675</b>	<b>13</b>	<b>10</b>	<b>1</b>	<b>1</b>	<b>1</b>	—	—	—	—	—	
<b>51</b>	<b>Information</b>	<b>12</b>	<b>60</b>	<b>264</b>	<b>4</b>	<b>3</b>	<b>1</b>	—	—	—	—	—	—	—	
<b>52</b>	<b>Finance &amp; insurance</b>	<b>48</b>	<b>221</b>	<b>1 053</b>	<b>13</b>	<b>8</b>	<b>5</b>	—	—	—	—	—	—	—	
<b>53</b>	<b>Real estate &amp; rental &amp; leasing</b>	<b>(A)</b>	<b>(D)</b>	<b>(D)</b>	<b>2</b>	<b>2</b>	—	—	—	—	—	—	—	—	
<b>54</b>	<b>Professional, scientific &amp; technical services</b>	<b>29</b>	<b>127</b>	<b>546</b>	<b>7</b>	<b>3</b>	<b>4</b>	—	—	—	—	—	—	—	
<b>56</b>	<b>Admin, support, waste mgt, remediation services</b>	<b>(A)</b>	<b>(D)</b>	<b>(D)</b>	<b>5</b>	<b>4</b>	<b>1</b>	—	—	—	—	—	—	—	
<b>61</b>	<b>Educational services</b>	<b>(A)</b>	<b>(D)</b>	<b>(D)</b>	<b>1</b>	<b>1</b>	—	—	—	—	—	—	—	—	

See footnotes at end of table.

**Table 6. Counties—Employees, Payroll, and Establishments by Industry: 2001—Con.**

[Excludes most government employees, railroad employees, and self-employed persons. Size class 1 to 4 includes establishments with payroll, but no employees, during mid-March pay period. (D) denotes figures withheld to avoid disclosing data for individual companies; the data are included in broader industry totals. Detailed industries with 100 or more employees are shown if industry was not a (D). For explanation of terms, abbreviations, and data reliability/comparability, see introductory text]

NAICS code	Industry	Number of employees for week including March 12	Payroll (\$1,000)		Total number of establishments	Number of establishments by employment-size class									
			First quarter	Annual		1 to 4	5 to 9	10 to 19	20 to 49	50 to 99	100 to 249	250 to 499	500 to 999	1,000 or more	
<b>LINCOLN—Con.</b>															
<b>62</b>	<b>Health care and social assistance . . . . .</b>	<b>534</b>	<b>2 317</b>	<b>9 892</b>	<b>15</b>	<b>4</b>	<b>3</b>	<b>4</b>	<b>1</b>	—	<b>3</b>	—	—	—	
622	Hospitals . . . . .	418	1 766	7 646	3	—	—	—	—	—	3	—	—	—	
6221	General medical & surgical hospitals . . . . .	418	1 766	7 646	3	—	—	—	—	—	3	—	—	—	
62211	General medical & surgical hospitals . . . . .	418	1 766	7 646	3	—	—	—	—	—	3	—	—	—	
622110	General medical & surgical hospitals . . . . .	418	1 766	7 646	3	—	—	—	—	—	3	—	—	—	
<b>71</b>	<b>Arts, entertainment &amp; recreation . . . . .</b>	<b>(A)</b>	<b>(D)</b>	<b>(D)</b>	<b>4</b>	<b>4</b>	—	—	—	—	—	—	—	—	
<b>72</b>	<b>Accommodation &amp; food services . . . . .</b>	<b>88</b>	<b>89</b>	<b>475</b>	<b>17</b>	<b>11</b>	<b>2</b>	<b>3</b>	<b>1</b>	—	—	—	—	—	
<b>81</b>	<b>Other services (except public administration) . . . . .</b>	<b>57</b>	<b>108</b>	<b>530</b>	<b>21</b>	<b>18</b>	<b>2</b>	<b>1</b>	—	—	—	—	—	—	
<b>99</b>	<b>Unclassified establishments . . . . .</b>	<b>(A)</b>	<b>(D)</b>	<b>(D)</b>	<b>5</b>	<b>5</b>	—	—	—	—	—	—	—	—	
<b>LYON</b>															
	<b>Total . . . . .</b>	<b>13 292</b>	<b>88 608</b>	<b>335 575</b>	<b>780</b>	<b>415</b>	<b>157</b>	<b>102</b>	<b>62</b>	<b>20</b>	<b>16</b>	<b>7</b>	—	<b>1</b>	
<b>11</b>	<b>Forestry, fishing, hunting, and agriculture support . . . . .</b>	<b>(A)</b>	<b>(D)</b>	<b>(D)</b>	<b>2</b>	<b>1</b>	<b>1</b>	—	—	—	—	—	—	—	
<b>22</b>	<b>Utilities . . . . .</b>	<b>(A)</b>	<b>(D)</b>	<b>(D)</b>	<b>2</b>	<b>1</b>	<b>1</b>	—	—	—	—	—	—	—	
<b>23</b>	<b>Construction . . . . .</b>	<b>527</b>	<b>3 746</b>	<b>25 360</b>	<b>92</b>	<b>60</b>	<b>19</b>	<b>6</b>	<b>6</b>	<b>1</b>	—	—	—	—	
233	Building, developing & general contracting . . . . .	203	1 341	4 983	26	13	9	1	2	1	—	—	—	—	
2333	Nonresidential building construction . . . . .	135	1 097	3 744	8	2	3	—	2	1	—	—	—	—	
234	Heavy construction . . . . .	114	1 080	13 510	11	6	1	2	2	—	—	—	—	—	
235	Special trade contractors . . . . .	210	1 325	6 867	55	41	9	3	2	—	—	—	—	—	
<b>31-33</b>	<b>Manufacturing . . . . .</b>	<b>2 094</b>	<b>15 208</b>	<b>57 287</b>	<b>35</b>	<b>12</b>	<b>6</b>	<b>3</b>	<b>6</b>	—	<b>4</b>	<b>4</b>	—	—	
311	Food mfg . . . . .	986	8 019	30 426	6	1	1	—	1	—	—	3	—	—	
3112	Grain & oilseed milling . . . . .	(E)	(D)	(D)	1	—	—	—	—	—	—	1	—	—	
31122	Starch & vegetable fats & oils mfg . . . . .	(E)	(D)	(D)	1	—	—	—	—	—	—	1	—	—	
3115	Dairy product mfg . . . . .	(E)	(D)	(D)	1	—	—	—	—	—	—	1	—	—	
31151	Dairy product (exc frozen) mfg . . . . .	(E)	(D)	(D)	1	—	—	—	—	—	—	1	—	—	
3116	Animal slaughtering & processing . . . . .	(E)	(D)	(D)	1	—	—	—	—	—	—	1	—	—	
31161	Animal slaughtering & processing . . . . .	(E)	(D)	(D)	1	—	—	—	—	—	—	1	—	—	
321	Wood product mfg . . . . .	182	793	4 390	5	—	1	2	1	—	1	—	—	—	
3212	Veneer, plywood & engineered wood product mfg . . . . .	(C)	(D)	(D)	2	—	—	—	1	—	1	—	—	—	
32121	Veneer, plywood & engineered wood product mfg . . . . .	(C)	(D)	(D)	2	—	—	—	1	—	1	—	—	—	
334	Computer & electronic product mfg . . . . .	508	3 636	9 717	4	—	—	—	1	—	3	—	—	—	
3344	Semiconductor & oth electronic component mfg . . . . .	508	3 636	9 717	4	—	—	—	1	—	3	—	—	—	
33441	Semiconductor & oth electronic component mfg . . . . .	508	3 636	9 717	4	—	—	—	1	—	3	—	—	—	
337	Furniture & related product mfg . . . . .	(E)	(D)	(D)	1	—	—	—	—	—	—	1	—	—	
3371	HH & institutional furniture & kitchen cabinet mfg . . . . .	(E)	(D)	(D)	1	—	—	—	—	—	—	1	—	—	
33711	Wood kitchen cabinet & countertop mfg . . . . .	(E)	(D)	(D)	1	—	—	—	—	—	—	1	—	—	
<b>42</b>	<b>Wholesale trade . . . . .</b>	<b>860</b>	<b>8 528</b>	<b>31 025</b>	<b>49</b>	<b>18</b>	<b>9</b>	<b>11</b>	<b>9</b>	—	<b>2</b>	—	—	—	
421	Wholesale trade, durable goods . . . . .	251	2 032	8 858	25	11	6	3	5	—	—	—	—	—	
422	Wholesale trade, nondurable goods . . . . .	609	6 496	22 167	24	7	3	8	4	—	2	—	—	—	
4224	Grocery & related product whse . . . . .	348	5 133	16 395	5	—	—	3	—	—	2	—	—	—	
42242	Packaged frozen food whse . . . . .	(E)	(D)	(D)	2	—	—	—	—	—	2	—	—	—	
4225	Farm product raw material whse . . . . .	(C)	(D)	(D)	7	3	1	—	3	—	—	—	—	—	
42251	Grain & field bean whse . . . . .	(C)	(D)	(D)	5	1	1	—	3	—	—	—	—	—	
<b>44-45</b>	<b>Retail trade . . . . .</b>	<b>2 012</b>	<b>7 252</b>	<b>31 128</b>	<b>144</b>	<b>60</b>	<b>44</b>	<b>25</b>	<b>7</b>	<b>4</b>	<b>3</b>	<b>1</b>	—	—	
441	Motor vehicle & parts dealers . . . . .	166	943	4 225	16	5	6	3	2	—	—	—	—	—	
4411	Automobile dealers . . . . .	(C)	(D)	(D)	8	3	2	1	2	—	—	—	—	—	
44111	New car dealers . . . . .	103	598	2 618	5	—	2	1	2	—	—	—	—	—	
441110	New car dealers . . . . .	103	598	2 618	5	—	2	1	2	—	—	—	—	—	
444	Bldg material & garden equip & supp dealers . . . . .	230	1 177	5 119	19	7	8	1	2	1	—	—	—	—	
4441	Building material & supplies dealers . . . . .	128	676	2 952	9	3	4	1	—	1	—	—	—	—	
4442	Lawn & garden equip & supplies stores . . . . .	102	501	2 167	10	4	4	—	2	—	—	—	—	—	
445	Food & beverage stores . . . . .	512	1 383	6 176	18	6	3	6	1	1	—	1	—	—	
4451	Grocery stores . . . . .	444	1 197	5 391	10	4	1	3	—	1	—	1	—	—	
44511	Grocery (except convenience) stores . . . . .	(E)	(D)	(D)	5	1	1	1	—	1	—	1	—	—	
447	Gasoline stations . . . . .	151	334	1 241	16	3	8	5	—	—	—	—	—	—	
4471	Gasoline stations . . . . .	151	334	1 241	16	3	8	5	—	—	—	—	—	—	
44711	Gasoline stations with convenience stores . . . . .	124	257	961	10	—	5	5	—	—	—	—	—	—	
447110	Gasoline stations with convenience stores . . . . .	124	257	961	10	—	5	5	—	—	—	—	—	—	
452	General merchandise stores . . . . .	(E)	(D)	(D)	4	1	—	—	—	—	3	—	—	—	
4521	Department stores . . . . .	(E)	(D)	(D)	3	—	—	—	—	—	3	—	—	—	
45211	Department stores . . . . .	(E)	(D)	(D)	3	—	—	—	—	—	3	—	—	—	
454	Nonstore retailers . . . . .	142	914	3 674	9	6	—	1	—	2	—	—	—	—	
4543	Direct selling establishments . . . . .	133	872	3 531	6	3	—	1	—	2	—	—	—	—	

See footnotes at end of table.

**Table 6. Counties—Employees, Payroll, and Establishments by Industry: 2001—Con.**

[Excludes most government employees, railroad employees, and self-employed persons. Size class 1 to 4 includes establishments with payroll, but no employees, during mid-March pay period. (D) denotes figures withheld to avoid disclosing data for individual companies; the data are included in broader industry totals. Detailed industries with 100 or more employees are shown if industry was not a (D). For explanation of terms, abbreviations, and data reliability/comparability, see introductory text]

NAICS code	Industry	Number of employees for week including March 12	Payroll (\$1,000)		Total number of establishments	Number of establishments by employment-size class								
			First quarter	Annual		1 to 4	5 to 9	10 to 19	20 to 49	50 to 99	100 to 249	250 to 499	500 to 999	1,000 or more
<b>LYON—Con.</b>														
<b>48-49</b>	<b>Transportation &amp; warehousing</b>	<b>466</b>	<b>2 511</b>	<b>11 025</b>	<b>31</b>	<b>18</b>	<b>5</b>	<b>2</b>	<b>3</b>	<b>2</b>	<b>1</b>	—	—	—
484	Truck transportation	337	1 841	7 951	24	16	3	1	2	1	1	—	—	—
4841	General freight trucking	144	1 047	4 423	12	8	1	—	2	1	—	—	—	—
48412	General freight trucking, long-distance	144	1 047	4 423	12	8	1	—	2	1	—	—	—	—
484121	General freight trucking, long-distance, TL	144	1 047	4 423	12	8	1	—	2	1	—	—	—	—
4842	Specialized freight trucking	193	794	3 528	12	8	2	1	—	—	1	—	—	—
48423	Specialized freight (exc used) trucking, LDist	(C)	(D)	(D)	2	—	1	—	—	—	1	—	—	—
<b>51</b>	<b>Information</b>	<b>280</b>	<b>1 541</b>	<b>5 528</b>	<b>24</b>	<b>12</b>	<b>5</b>	<b>5</b>	—	<b>2</b>	—	—	—	—
511	Publishing industries	191	891	2 809	7	2	2	1	—	2	—	—	—	—
5111	Newspaper, periodical, book, database publishers	191	891	2 809	7	2	2	1	—	2	—	—	—	—
51111	Newspaper publishers	(C)	(D)	(D)	5	1	1	1	—	2	—	—	—	—
<b>52</b>	<b>Finance &amp; insurance</b>	<b>768</b>	<b>9 066</b>	<b>33 252</b>	<b>62</b>	<b>40</b>	<b>9</b>	<b>7</b>	<b>4</b>	—	<b>1</b>	<b>1</b>	—	—
522	Credit intermediation & related activities	520	7 242	26 118	21	7	2	7	4	—	—	1	—	—
5221	Depository credit intermediation	(C)	(D)	(D)	16	4	2	6	4	—	—	—	—	—
52211	Commercial banking	(C)	(D)	(D)	15	3	2	6	4	—	—	—	—	—
5222	Nondepository credit intermediation	(E)	(D)	(D)	4	2	—	1	—	—	—	1	—	—
52222	Sales financing	(E)	(D)	(D)	1	—	—	—	—	—	—	1	—	—
524	Insurance carriers & related activities	230	1 671	6 541	33	25	7	—	—	—	1	—	—	—
5241	Insurance carriers	(C)	(D)	(D)	4	2	1	—	—	—	1	—	—	—
52412	Other direct insurance carriers	(C)	(D)	(D)	4	2	1	—	—	—	1	—	—	—
<b>53</b>	<b>Real estate &amp; rental &amp; leasing</b>	<b>(C)</b>	<b>(D)</b>	<b>(D)</b>	<b>26</b>	<b>22</b>	<b>2</b>	—	<b>2</b>	—	—	—	—	—
<b>54</b>	<b>Professional, scientific &amp; technical services</b>	<b>176</b>	<b>1 190</b>	<b>5 106</b>	<b>39</b>	<b>26</b>	<b>7</b>	<b>6</b>	—	—	—	—	—	—
541	Professional, scientific & technical services	176	1 190	5 106	39	26	7	6	—	—	—	—	—	—
<b>55</b>	<b>Management of companies &amp; enterprises</b>	<b>(G)</b>	<b>(D)</b>	<b>(D)</b>	<b>4</b>	—	<b>1</b>	—	<b>1</b>	—	<b>1</b>	—	—	<b>1</b>
551	Management of companies & enterprises	(G)	(D)	(D)	4	—	1	—	1	—	1	—	—	1
5511	Management of companies & enterprises	(G)	(D)	(D)	4	—	1	—	1	—	1	—	—	1
55111	Management of companies & enterprises	(G)	(D)	(D)	4	—	1	—	1	—	1	—	—	1
<b>56</b>	<b>Admin, support, waste mgt, remediation services</b>	<b>207</b>	<b>725</b>	<b>2 596</b>	<b>26</b>	<b>15</b>	<b>6</b>	<b>2</b>	<b>3</b>	—	—	—	—	—
561	Administrative & support services	(C)	(D)	(D)	23	13	6	2	2	—	—	—	—	—
<b>61</b>	<b>Educational services</b>	<b>205</b>	<b>842</b>	<b>3 290</b>	<b>4</b>	—	<b>1</b>	—	<b>1</b>	<b>1</b>	<b>1</b>	—	—	—
611	Educational services	205	842	3 290	4	—	1	—	1	1	1	—	—	—
6111	Elementary & secondary schools	205	842	3 290	4	—	1	—	1	1	1	—	—	—
61111	Elementary & secondary schools	205	842	3 290	4	—	1	—	1	1	1	—	—	—
611110	Elementary & secondary schools	205	842	3 290	4	—	1	—	1	1	1	—	—	—
<b>62</b>	<b>Health care and social assistance</b>	<b>1 731</b>	<b>8 865</b>	<b>36 825</b>	<b>78</b>	<b>33</b>	<b>15</b>	<b>15</b>	<b>6</b>	<b>5</b>	<b>3</b>	<b>1</b>	—	—
621	Ambulatory health care services	476	2 999	13 263	43	18	13	8	2	1	1	—	—	—
6211	Offices of physicians	(C)	(D)	(D)	6	4	—	—	1	1	—	—	—	—
62111	Offices of physicians	(C)	(D)	(D)	6	4	—	—	1	1	—	—	—	—
6214	Outpatient care centers	(C)	(D)	(D)	3	—	1	1	—	—	1	—	—	—
62142	Outpatient mental health, substance abuse ctrs	(C)	(D)	(D)	2	—	—	1	—	—	1	—	—	—
622	Hospitals	(E)	(D)	(D)	2	—	—	—	—	1	—	1	—	—
6221	General medical & surgical hospitals	(E)	(D)	(D)	2	—	—	—	—	1	—	1	—	—
62211	General medical & surgical hospitals	(E)	(D)	(D)	2	—	—	—	—	1	—	1	—	—
623	Nursing & residential care facilities	421	1 717	6 945	12	1	1	5	2	2	1	—	—	—
6231	Nursing care facilities	267	1 213	4 895	3	—	—	—	—	2	1	—	—	—
62311	Nursing care facilities	267	1 213	4 895	3	—	—	—	—	2	1	—	—	—
623110	Nursing care facilities	267	1 213	4 895	3	—	—	—	—	2	1	—	—	—
6232	Residential mental retardation, health facil	(C)	(D)	(D)	6	1	1	2	2	—	—	—	—	—
62321	Residential mental retardation facilities	(C)	(D)	(D)	6	1	1	2	2	—	—	—	—	—
624	Social assistance	(E)	(D)	(D)	21	14	1	2	2	1	1	—	—	—
6241	Individual & family services	209	744	3 156	7	4	—	1	1	—	1	—	—	—
62419	Other individual & family services	(C)	(D)	(D)	4	2	—	1	—	—	1	—	—	—
<b>71</b>	<b>Arts, entertainment &amp; recreation</b>	<b>(B)</b>	<b>(D)</b>	<b>(D)</b>	<b>11</b>	<b>8</b>	<b>2</b>	—	<b>1</b>	—	—	—	—	—
<b>72</b>	<b>Accommodation &amp; food services</b>	<b>1 033</b>	<b>1 825</b>	<b>7 746</b>	<b>51</b>	<b>14</b>	<b>9</b>	<b>11</b>	<b>12</b>	<b>5</b>	—	—	—	—
721	Accommodation	111	273	1 083	6	1	1	3	—	1	—	—	—	—
7211	Traveler accommodation	111	273	1 083	6	1	1	3	—	1	—	—	—	—
72111	Hotels (exc casino hotels) & motels	111	273	1 083	6	1	1	3	—	1	—	—	—	—
721110	Hotels (exc casino hotels) & motels	111	273	1 083	6	1	1	3	—	1	—	—	—	—
722	Food services & drinking places	922	1 552	6 663	45	13	8	8	12	4	—	—	—	—
7221	Full-service restaurants	392	673	2 793	17	4	3	3	5	2	—	—	—	—
72211	Full-service restaurants	392	673	2 793	17	4	3	3	5	2	—	—	—	—
722110	Full-service restaurants	392	673	2 793	17	4	3	3	5	2	—	—	—	—
7222	Limited-service eating places	383	657	3 123	19	4	3	5	6	1	—	—	—	—
72221	Limited-service eating places	383	657	3 123	19	4	3	5	6	1	—	—	—	—
722211	Limited-service restaurants	372	628	2 990	15	1	2	5	6	1	—	—	—	—
7223	Special food services	(C)	(D)	(D)	3	2	—	—	—	1	—	—	—	—

See footnotes at end of table.

**Table 6. Counties—Employees, Payroll, and Establishments by Industry: 2001—Con.**

[Excludes most government employees, railroad employees, and self-employed persons. Size class 1 to 4 includes establishments with payroll, but no employees, during mid-March pay period. (D) denotes figures withheld to avoid disclosing data for individual companies; the data are included in broader industry totals. Detailed industries with 100 or more employees are shown if industry was not a (D). For explanation of terms, abbreviations, and data reliability/comparability, see introductory text]

NAICS code	Industry	Number of employees for week including March 12	Payroll (\$1,000)		Total number of establishments	Number of establishments by employment-size class								
			First quarter	Annual		1 to 4	5 to 9	10 to 19	20 to 49	50 to 99	100 to 249	250 to 499	500 to 999	1,000 or more
<b>LYON—Con.</b>														
<b>81</b>	<b>Other services (except public administration)</b>	<b>359</b>	<b>1 025</b>	<b>4 350</b>	<b>96</b>	<b>71</b>	<b>15</b>	<b>9</b>	<b>1</b>	—	—	—	—	—
813	Religious, grantmaking, civic, prof & like organizations	186	415	1 674	45	32	8	5	—	—	—	—	—	—
8131	Religious organizations	126	268	1 059	27	18	5	4	—	—	—	—	—	—
81311	Religious organizations	126	268	1 059	27	18	5	4	—	—	—	—	—	—
813110	Religious organizations	126	268	1 059	27	18	5	4	—	—	—	—	—	—
<b>99</b>	<b>Unclassified establishments</b>	<b>(A)</b>	<b>(D)</b>	<b>(D)</b>	<b>4</b>	<b>4</b>	—	—	—	—	—	—	—	—
<b>MCLEOD</b>														
	<b>Total</b>	<b>15 642</b>	<b>111 006</b>	<b>478 788</b>	<b>881</b>	<b>447</b>	<b>186</b>	<b>127</b>	<b>76</b>	<b>24</b>	<b>15</b>	<b>3</b>	<b>1</b>	<b>2</b>
<b>11</b>	<b>Forestry, fishing, hunting, and agriculture support</b>	<b>(A)</b>	<b>(D)</b>	<b>(D)</b>	<b>2</b>	<b>1</b>	<b>1</b>	—	—	—	—	—	—	—
<b>21</b>	<b>Mining</b>	<b>(A)</b>	<b>(D)</b>	<b>(D)</b>	<b>1</b>	—	<b>1</b>	—	—	—	—	—	—	—
<b>22</b>	<b>Utilities</b>	<b>(B)</b>	<b>(D)</b>	<b>(D)</b>	<b>1</b>	—	—	—	<b>1</b>	—	—	—	—	—
<b>23</b>	<b>Construction</b>	<b>536</b>	<b>3 732</b>	<b>18 070</b>	<b>112</b>	<b>76</b>	<b>23</b>	<b>7</b>	<b>6</b>	—	—	—	—	—
233	Building, developing & general contracting	157	739	3 665	32	22	6	2	2	—	—	—	—	—
2332	Residential building construction	(C)	(D)	(D)	26	19	3	2	2	—	—	—	—	—
23321	Single-family housing construction	119	543	2 505	25	19	3	1	2	—	—	—	—	—
233210	Single-family housing construction	119	543	2 505	25	19	3	1	2	—	—	—	—	—
235	Special trade contractors	358	2 800	12 566	74	50	15	5	4	—	—	—	—	—
2351	Plumbing, heating & AC contractor	107	892	4 246	14	7	5	—	2	—	—	—	—	—
23511	Plumbing, heating & AC contractor	107	892	4 246	14	7	5	—	2	—	—	—	—	—
235110	Plumbing, heating & AC contractor	107	892	4 246	14	7	5	—	2	—	—	—	—	—
<b>31-33</b>	<b>Manufacturing</b>	<b>6 926</b>	<b>67 311</b>	<b>286 763</b>	<b>66</b>	<b>18</b>	<b>8</b>	<b>12</b>	<b>11</b>	<b>4</b>	<b>9</b>	<b>2</b>	—	<b>2</b>
311	Food mfg	331	2 470	15 826	8	2	2	1	1	1	1	—	—	—
3114	Fruit & veg preserving & specialty food mfg	(C)	(D)	(D)	1	—	—	—	—	—	1	—	—	—
31142	Fruit & veg canning, pickling & drying	(C)	(D)	(D)	1	—	—	—	—	—	1	—	—	—
321	Wood product mfg	529	4 232	24 471	5	1	1	1	—	—	1	1	—	—
3212	Veneer, plywood & engineered wood product mfg	(C)	(D)	(D)	1	—	—	—	—	—	1	—	—	—
32121	Veneer, plywood & engineered wood product mfg	(C)	(D)	(D)	1	—	—	—	—	—	1	—	—	—
3219	Other wood product mfg	(E)	(D)	(D)	4	1	—	1	—	—	—	—	1	—
32199	All other wood product mfg	(E)	(D)	(D)	2	—	—	1	—	—	—	—	1	—
322	Paper mfg	(G)	(D)	(D)	2	—	—	—	1	—	—	—	—	1
3222	Converted paper product mfg	(G)	(D)	(D)	2	—	—	—	1	—	—	—	—	1
32222	Paper bag & coated & treated paper mfg	(G)	(D)	(D)	1	—	—	—	—	—	—	—	—	1
323	Printing & related support activities	130	714	2 923	5	1	1	1	1	1	—	—	—	—
3231	Printing & related support activities	130	714	2 923	5	1	1	1	1	1	—	—	—	—
32311	Printing	(C)	(D)	(D)	4	1	—	1	1	1	—	—	—	—
332	Fabricated metal product mfg	403	3 888	15 847	14	4	1	4	3	—	2	—	—	—
3323	Architectural & structural metals mfg	147	1 383	5 629	3	—	1	—	1	—	1	—	—	—
33231	Plate work & fabricated structural prod mfg	(C)	(D)	(D)	2	—	1	—	—	—	1	—	—	—
3324	Boiler, tank & shipping container mfg	(C)	(D)	(D)	2	—	—	1	—	—	1	—	—	—
33241	Power boiler & heat exchanger mfg	(C)	(D)	(D)	1	—	—	—	—	—	1	—	—	—
333	Machinery mfg	159	1 452	5 857	8	2	1	2	2	1	—	—	—	—
334	Computer & electronic product mfg	2 851	26 573	106 539	5	—	1	1	—	—	1	1	—	1
3341	Computer & peripheral equipment mfg	(G)	(D)	(D)	1	—	—	—	—	—	—	—	—	1
33411	Computer & peripheral equipment mfg	(G)	(D)	(D)	1	—	—	—	—	—	—	—	—	1
3342	Communications equipment mfg	(C)	(D)	(D)	1	—	—	—	—	—	1	—	—	—
33422	Radio, TV broadcast & wireless comm equip mfg	(C)	(D)	(D)	1	—	—	—	—	—	1	—	—	—
3345	Nav, measuring, medical, control instruments mfg	(E)	(D)	(D)	2	—	—	1	—	—	—	1	—	—
33451	Nav, measuring, medical, control instruments mfg	(E)	(D)	(D)	2	—	—	1	—	—	—	1	—	—
335	Electrical equip, appliance & component mfg	(E)	(D)	(D)	3	—	1	—	—	—	2	—	—	—
3351	Electric lighting equipment mfg	(C)	(D)	(D)	1	—	—	—	—	—	1	—	—	—
33512	Lighting fixture mfg	(C)	(D)	(D)	1	—	—	—	—	—	1	—	—	—
3353	Electrical equipment mfg	(C)	(D)	(D)	2	—	1	—	—	—	1	—	—	—
33531	Electrical equipment mfg	(C)	(D)	(D)	2	—	1	—	—	—	1	—	—	—
337	Furniture & related product mfg	292	2 560	11 944	4	1	—	—	1	—	2	—	—	—
3371	HH & institutional furniture & kitchen cabinet mfg	(C)	(D)	(D)	3	1	—	—	1	—	1	—	—	—
33711	Wood kitchen cabinet & countertop mfg	(C)	(D)	(D)	2	1	—	—	—	—	1	—	—	—
3372	Office furniture (including fixtures) mfg	(C)	(D)	(D)	1	—	—	—	—	—	1	—	—	—
33721	Office furniture (including fixtures) mfg	(C)	(D)	(D)	1	—	—	—	—	—	1	—	—	—
<b>42</b>	<b>Wholesale trade</b>	<b>463</b>	<b>4 133</b>	<b>18 522</b>	<b>39</b>	<b>21</b>	<b>7</b>	<b>3</b>	<b>6</b>	<b>2</b>	—	—	—	—
421	Wholesale trade, durable goods	220	1 871	6 898	19	9	4	2	3	1	—	—	—	—
422	Wholesale trade, nondurable goods	243	2 262	11 624	20	12	3	1	3	1	—	—	—	—
4229	Miscellaneous nondurable goods whsle	116	1 047	5 774	7	4	1	1	—	1	—	—	—	—
42291	Farm supplies whsle	(C)	(D)	(D)	5	2	1	1	—	1	—	—	—	—

See footnotes at end of table.

**Table 6. Counties—Employees, Payroll, and Establishments by Industry: 2001—Con.**

[Excludes most government employees, railroad employees, and self-employed persons. Size class 1 to 4 includes establishments with payroll, but no employees, during mid-March pay period. (D) denotes figures withheld to avoid disclosing data for individual companies; the data are included in broader industry totals. Detailed industries with 100 or more employees are shown if industry was not a (D). For explanation of terms, abbreviations, and data reliability/comparability, see introductory text]

NAICS code	Industry	Number of employees for week including March 12	Payroll (\$1,000)		Total number of establishments	Number of establishments by employment-size class								
			First quarter	Annual		1 to 4	5 to 9	10 to 19	20 to 49	50 to 99	100 to 249	250 to 499	500 to 999	1,000 or more
<b>MCLEOD—Con.</b>														
<b>44-45</b>	<b>Retail trade</b> .....	<b>2 299</b>	<b>8 188</b>	<b>35 724</b>	<b>173</b>	<b>64</b>	<b>48</b>	<b>41</b>	<b>10</b>	<b>7</b>	<b>3</b>	—	—	—
441	Motor vehicle & parts dealers .....	163	1 060	5 014	22	11	5	4	2	—	—	—	—	—
4411	Automobile dealers .....	105	797	3 831	8	3	—	3	2	—	—	—	—	—
44111	New car dealers .....	101	778	3 726	5	—	—	3	2	—	—	—	—	—
441110	New car dealers .....	101	778	3 726	5	—	—	3	2	—	—	—	—	—
444	Bldg material & garden equip & supp dealers .....	209	1 131	4 661	17	2	6	5	4	—	—	—	—	—
4441	Building material & supplies dealers .....	109	626	2 765	11	2	3	4	2	—	—	—	—	—
4442	Lawn & garden equip & supplies stores .....	100	505	1 896	6	—	3	1	2	—	—	—	—	—
44422	Nursery & garden centers .....	100	505	1 896	6	—	3	1	2	—	—	—	—	—
444220	Nursery & garden centers .....	100	505	1 896	6	—	3	1	2	—	—	—	—	—
445	Food & beverage stores .....	559	1 653	6 620	17	5	4	3	1	3	1	—	—	—
4451	Grocery stores .....	512	1 523	6 021	9	1	2	1	1	3	1	—	—	—
44511	Grocery (except convenience) stores .....	512	1 523	6 021	9	1	2	1	1	3	1	—	—	—
445110	Grocery (except convenience) stores .....	512	1 523	6 021	9	1	2	1	1	3	1	—	—	—
447	Gasoline stations .....	276	750	2 913	24	4	5	14	—	1	—	—	—	—
4471	Gasoline stations .....	276	750	2 913	24	4	5	14	—	1	—	—	—	—
44711	Gasoline stations with convenience stores .....	178	505	1 910	18	1	5	12	—	—	—	—	—	—
447110	Gasoline stations with convenience stores .....	178	505	1 910	18	1	5	12	—	—	—	—	—	—
448	Clothing & clothing accessories stores .....	180	476	1 799	23	11	8	3	—	1	—	—	—	—
4481	Clothing stores .....	135	347	1 322	12	4	4	3	—	1	—	—	—	—
452	General merchandise stores .....	563	1 663	8 656	12	1	4	2	1	2	2	—	—	—
4521	Department stores .....	472	1 435	7 671	4	—	—	—	—	2	2	—	—	—
45211	Department stores .....	472	1 435	7 671	4	—	—	—	—	2	2	—	—	—
452110	Department stores .....	472	1 435	7 671	4	—	—	—	—	2	2	—	—	—
<b>48-49</b>	<b>Transportation &amp; warehousing</b> .....	<b>209</b>	<b>1 482</b>	<b>6 169</b>	<b>28</b>	<b>20</b>	<b>2</b>	<b>1</b>	<b>5</b>	—	—	—	—	—
484	Truck transportation .....	(C)	(D)	(D)	23	18	1	—	4	—	—	—	—	—
4841	General freight trucking .....	148	1 301	5 252	17	12	1	—	4	—	—	—	—	—
48412	General freight trucking, long-distance .....	138	1 248	5 002	9	4	1	—	4	—	—	—	—	—
<b>51</b>	<b>Information</b> .....	<b>217</b>	<b>1 796</b>	<b>6 543</b>	<b>17</b>	<b>8</b>	<b>5</b>	<b>1</b>	<b>2</b>	<b>1</b>	—	—	—	—
511	Publishing industries .....	(C)	(D)	(D)	9	5	1	1	2	—	—	—	—	—
5111	Newspaper, periodical, book, database publishers .....	(C)	(D)	(D)	9	5	1	1	2	—	—	—	—	—
<b>52</b>	<b>Finance &amp; insurance</b> .....	<b>387</b>	<b>2 923</b>	<b>12 953</b>	<b>60</b>	<b>41</b>	<b>8</b>	<b>7</b>	<b>3</b>	<b>1</b>	—	—	—	—
522	Credit intermediation & related activities .....	294	2 325	10 328	23	7	6	6	3	1	—	—	—	—
5221	Depository credit intermediation .....	(E)	(D)	(D)	18	4	5	5	3	1	—	—	—	—
52211	Commercial banking .....	192	1 371	5 858	14	4	3	4	3	—	—	—	—	—
522110	Commercial banking .....	192	1 371	5 858	14	4	3	4	3	—	—	—	—	—
<b>53</b>	<b>Real estate &amp; rental &amp; leasing</b> .....	<b>42</b>	<b>150</b>	<b>860</b>	<b>23</b>	<b>22</b>	<b>1</b>	—	—	—	—	—	—	—
<b>54</b>	<b>Professional, scientific &amp; technical services</b> .....	<b>207</b>	<b>1 196</b>	<b>5 380</b>	<b>56</b>	<b>41</b>	<b>11</b>	<b>3</b>	<b>1</b>	—	—	—	—	—
541	Professional, scientific & technical services .....	207	1 196	5 380	56	41	11	3	1	—	—	—	—	—
<b>56</b>	<b>Admin, support, waste mgt, remediation services</b> .....	<b>368</b>	<b>1 926</b>	<b>8 955</b>	<b>38</b>	<b>23</b>	<b>5</b>	<b>4</b>	<b>3</b>	<b>3</b>	—	—	—	—
561	Administrative & support services .....	244	968	4 413	29	19	3	3	2	2	—	—	—	—
5619	Other support services .....	111	454	1 875	8	3	2	1	1	1	—	—	—	—
562	Waste management & remediation services .....	124	958	4 542	9	4	2	1	1	1	—	—	—	—
5621	Waste collection .....	109	865	4 105	5	1	1	1	1	1	—	—	—	—
56211	Waste collection .....	109	865	4 105	5	1	1	1	1	1	—	—	—	—
<b>61</b>	<b>Educational services</b> .....	<b>135</b>	<b>392</b>	<b>1 665</b>	<b>5</b>	<b>1</b>	<b>1</b>	<b>1</b>	<b>1</b>	<b>1</b>	—	—	—	—
611	Educational services .....	135	392	1 665	5	1	1	1	1	1	—	—	—	—
6111	Elementary & secondary schools .....	(C)	(D)	(D)	3	—	—	1	1	1	—	—	—	—
61111	Elementary & secondary schools .....	(C)	(D)	(D)	3	—	—	1	1	1	—	—	—	—
<b>62</b>	<b>Health care and social assistance</b> .....	<b>1 965</b>	<b>12 204</b>	<b>52 056</b>	<b>72</b>	<b>26</b>	<b>20</b>	<b>16</b>	<b>4</b>	<b>1</b>	<b>3</b>	<b>1</b>	<b>1</b>	—
621	Ambulatory health care services .....	338	2 766	12 930	33	16	10	5	1	—	1	—	—	—
6211	Offices of physicians .....	164	1 684	7 996	4	1	1	1	—	—	1	—	—	—
62111	Offices of physicians .....	164	1 684	7 996	4	1	1	1	—	—	1	—	—	—
621111	Offices of physicians (exc mental health) .....	164	1 684	7 996	4	1	1	1	—	—	1	—	—	—
6212	Offices of dentists .....	108	788	3 526	15	5	7	3	—	—	—	—	—	—
62121	Offices of dentists .....	108	788	3 526	15	5	7	3	—	—	—	—	—	—
621210	Offices of dentists .....	108	788	3 526	15	5	7	3	—	—	—	—	—	—
622	Hospitals .....	(F)	(D)	(D)	2	—	—	—	—	—	—	1	1	—
6221	General medical & surgical hospitals .....	(F)	(D)	(D)	1	—	—	—	—	—	—	—	1	—
62211	General medical & surgical hospitals .....	(F)	(D)	(D)	1	—	—	—	—	—	—	—	1	—
6222	Psychiatric & substance abuse hospitals .....	(E)	(D)	(D)	1	—	—	—	—	—	—	1	—	—
62221	Psychiatric & substance abuse hospitals .....	(E)	(D)	(D)	1	—	—	—	—	—	—	1	—	—
623	Nursing & residential care facilities .....	404	1 565	6 524	20	1	6	9	2	1	1	—	—	—
6231	Nursing care facilities .....	178	772	3 142	3	—	—	1	1	—	1	—	—	—
62311	Nursing care facilities .....	178	772	3 142	3	—	—	1	1	—	1	—	—	—
623110	Nursing care facilities .....	178	772	3 142	3	—	—	1	1	—	1	—	—	—
6232	Residential mental retardation, health facil .....	138	468	1 870	13	—	6	6	1	—	—	—	—	—
62321	Residential mental retardation facilities .....	138	468	1 870	13	—	6	6	1	—	—	—	—	—
623210	Residential mental retardation facilities .....	138	468	1 870	13	—	6	6	1	—	—	—	—	—

See footnotes at end of table.

**Table 6. Counties—Employees, Payroll, and Establishments by Industry: 2001—Con.**

[Excludes most government employees, railroad employees, and self-employed persons. Size class 1 to 4 includes establishments with payroll, but no employees, during mid-March pay period. (D) denotes figures withheld to avoid disclosing data for individual companies; the data are included in broader industry totals. Detailed industries with 100 or more employees are shown if industry was not a (D). For explanation of terms, abbreviations, and data reliability/comparability, see introductory text]

NAICS code	Industry	Number of employees for week including March 12	Payroll (\$1,000)		Total number of establishments	Number of establishments by employment-size class								
			First quarter	Annual		1 to 4	5 to 9	10 to 19	20 to 49	50 to 99	100 to 249	250 to 499	500 to 999	1,000 or more
<b>MCLEOD—Con.</b>														
<b>62 Health care and social assistance—Con.</b>														
624	Social assistance .....	(E)	(D)	(D)	17	9	4	2	1	—	1	—	—	—
6241	Individual & family services .....	(C)	(D)	(D)	6	3	1	—	1	—	1	—	—	—
62412	Services for elderly & disabled persons .....	(C)	(D)	(D)	3	—	1	—	1	—	1	—	—	—
<b>71</b>	<b>Arts, entertainment &amp; recreation .....</b>	<b>93</b>	<b>225</b>	<b>1 313</b>	<b>16</b>	<b>7</b>	<b>6</b>	<b>2</b>	<b>1</b>	<b>—</b>	<b>—</b>	<b>—</b>	<b>—</b>	<b>—</b>
<b>72</b>	<b>Accommodation &amp; food services .....</b>	<b>976</b>	<b>1 833</b>	<b>8 229</b>	<b>58</b>	<b>20</b>	<b>7</b>	<b>11</b>	<b>17</b>	<b>3</b>	<b>—</b>	<b>—</b>	<b>—</b>	<b>—</b>
721	Accommodation .....	125	243	1 032	7	2	1	2	1	1	—	—	—	—
7211	Traveler accommodation .....	125	243	1 032	7	2	1	2	1	1	—	—	—	—
72111	Hotels (exc casino hotels) & motels .....	125	243	1 032	7	2	1	2	1	1	—	—	—	—
721110	Hotels (exc casino hotels) & motels .....	125	243	1 032	7	2	1	2	1	1	—	—	—	—
722	Food services & drinking places .....	851	1 590	7 197	51	18	6	9	16	2	—	—	—	—
7221	Full-service restaurants .....	408	754	3 361	22	9	2	3	6	2	—	—	—	—
72211	Full-service restaurants .....	408	754	3 361	22	9	2	3	6	2	—	—	—	—
722110	Full-service restaurants .....	408	754	3 361	22	9	2	3	6	2	—	—	—	—
7222	Limited-service eating places .....	341	583	2 885	17	4	1	4	8	—	—	—	—	—
72221	Limited-service eating places .....	341	583	2 885	17	4	1	4	8	—	—	—	—	—
<b>81</b>	<b>Other services (except public administration) .....</b>	<b>742</b>	<b>2 916</b>	<b>12 089</b>	<b>103</b>	<b>48</b>	<b>32</b>	<b>17</b>	<b>5</b>	<b>1</b>	<b>—</b>	<b>—</b>	<b>—</b>	<b>—</b>
811	Repair & maintenance .....	206	1 391	5 944	34	17	10	5	2	—	—	—	—	—
8111	Automotive repair & maintenance .....	120	777	3 069	21	10	8	2	1	—	—	—	—	—
812	Personal & laundry services .....	106	393	1 702	21	12	5	4	—	—	—	—	—	—
813	Religious, grantmaking, civic, prof & like organizations .....	430	1 132	4 443	48	19	17	8	3	1	—	—	—	—
8131	Religious organizations .....	270	768	2 923	30	11	12	6	—	1	—	—	—	—
81311	Religious organizations .....	270	768	2 923	30	11	12	6	—	1	—	—	—	—
813110	Religious organizations .....	270	768	2 923	30	11	12	6	—	1	—	—	—	—
8134	Civic & social organizations .....	135	202	836	14	6	4	1	3	—	—	—	—	—
81341	Civic & social organizations .....	135	202	836	14	6	4	1	3	—	—	—	—	—
813410	Civic & social organizations .....	135	202	836	14	6	4	1	3	—	—	—	—	—
<b>95</b>	<b>Auxiliaries (exc corporate, subsidiary &amp; regional mgt) .....</b>	<b>(A)</b>	<b>(D)</b>	<b>(D)</b>	<b>2</b>	<b>1</b>	<b>—</b>	<b>1</b>	<b>—</b>	<b>—</b>	<b>—</b>	<b>—</b>	<b>—</b>	<b>—</b>
<b>99</b>	<b>Unclassified establishments .....</b>	<b>(A)</b>	<b>(D)</b>	<b>(D)</b>	<b>9</b>	<b>9</b>	<b>—</b>	<b>—</b>	<b>—</b>	<b>—</b>	<b>—</b>	<b>—</b>	<b>—</b>	<b>—</b>
<b>MAHNOMEN</b>														
	<b>Total .....</b>	<b>980</b>	<b>4 545</b>	<b>20 734</b>	<b>138</b>	<b>82</b>	<b>27</b>	<b>19</b>	<b>9</b>	<b>—</b>	<b>1</b>	<b>—</b>	<b>—</b>	<b>—</b>
<b>11</b>	<b>Forestry, fishing, hunting, and agriculture support .....</b>	<b>3</b>	<b>15</b>	<b>102</b>	<b>4</b>	<b>4</b>	<b>—</b>	<b>—</b>	<b>—</b>	<b>—</b>	<b>—</b>	<b>—</b>	<b>—</b>	<b>—</b>
<b>22</b>	<b>Utilities .....</b>	<b>(B)</b>	<b>(D)</b>	<b>(D)</b>	<b>1</b>	<b>—</b>	<b>—</b>	<b>—</b>	<b>1</b>	<b>—</b>	<b>—</b>	<b>—</b>	<b>—</b>	<b>—</b>
<b>23</b>	<b>Construction .....</b>	<b>96</b>	<b>534</b>	<b>3 632</b>	<b>19</b>	<b>14</b>	<b>3</b>	<b>1</b>	<b>1</b>	<b>—</b>	<b>—</b>	<b>—</b>	<b>—</b>	<b>—</b>
<b>31-33</b>	<b>Manufacturing .....</b>	<b>(B)</b>	<b>(D)</b>	<b>(D)</b>	<b>3</b>	<b>1</b>	<b>1</b>	<b>—</b>	<b>1</b>	<b>—</b>	<b>—</b>	<b>—</b>	<b>—</b>	<b>—</b>
<b>42</b>	<b>Wholesale trade .....</b>	<b>50</b>	<b>269</b>	<b>1 221</b>	<b>7</b>	<b>4</b>	<b>—</b>	<b>3</b>	<b>—</b>	<b>—</b>	<b>—</b>	<b>—</b>	<b>—</b>	<b>—</b>
<b>44-45</b>	<b>Retail trade .....</b>	<b>257</b>	<b>809</b>	<b>3 471</b>	<b>28</b>	<b>12</b>	<b>7</b>	<b>6</b>	<b>3</b>	<b>—</b>	<b>—</b>	<b>—</b>	<b>—</b>	<b>—</b>
<b>48-49</b>	<b>Transportation &amp; warehousing .....</b>	<b>44</b>	<b>301</b>	<b>1 397</b>	<b>11</b>	<b>9</b>	<b>—</b>	<b>1</b>	<b>1</b>	<b>—</b>	<b>—</b>	<b>—</b>	<b>—</b>	<b>—</b>
<b>51</b>	<b>Information .....</b>	<b>19</b>	<b>90</b>	<b>405</b>	<b>3</b>	<b>1</b>	<b>2</b>	<b>—</b>	<b>—</b>	<b>—</b>	<b>—</b>	<b>—</b>	<b>—</b>	<b>—</b>
<b>52</b>	<b>Finance &amp; insurance .....</b>	<b>65</b>	<b>506</b>	<b>2 108</b>	<b>8</b>	<b>5</b>	<b>—</b>	<b>2</b>	<b>1</b>	<b>—</b>	<b>—</b>	<b>—</b>	<b>—</b>	<b>—</b>
<b>53</b>	<b>Real estate &amp; rental &amp; leasing .....</b>	<b>(A)</b>	<b>(D)</b>	<b>(D)</b>	<b>1</b>	<b>1</b>	<b>—</b>	<b>—</b>	<b>—</b>	<b>—</b>	<b>—</b>	<b>—</b>	<b>—</b>	<b>—</b>
<b>54</b>	<b>Professional, scientific &amp; technical services .....</b>	<b>16</b>	<b>57</b>	<b>220</b>	<b>4</b>	<b>3</b>	<b>1</b>	<b>—</b>	<b>—</b>	<b>—</b>	<b>—</b>	<b>—</b>	<b>—</b>	<b>—</b>
<b>56</b>	<b>Admin, support, waste mgt, remediation services .....</b>	<b>(B)</b>	<b>(D)</b>	<b>(D)</b>	<b>8</b>	<b>5</b>	<b>3</b>	<b>—</b>	<b>—</b>	<b>—</b>	<b>—</b>	<b>—</b>	<b>—</b>	<b>—</b>
<b>61</b>	<b>Educational services .....</b>	<b>(A)</b>	<b>(D)</b>	<b>(D)</b>	<b>2</b>	<b>1</b>	<b>—</b>	<b>1</b>	<b>—</b>	<b>—</b>	<b>—</b>	<b>—</b>	<b>—</b>	<b>—</b>
<b>62</b>	<b>Health care and social assistance .....</b>	<b>190</b>	<b>948</b>	<b>3 600</b>	<b>12</b>	<b>4</b>	<b>5</b>	<b>2</b>	<b>—</b>	<b>1</b>	<b>—</b>	<b>—</b>	<b>—</b>	<b>—</b>
622	Hospitals .....	(C)	(D)	(D)	1	—	—	—	—	1	—	—	—	—
6221	General medical & surgical hospitals .....	(C)	(D)	(D)	1	—	—	—	—	1	—	—	—	—
62211	General medical & surgical hospitals .....	(C)	(D)	(D)	1	—	—	—	—	1	—	—	—	—
<b>71</b>	<b>Arts, entertainment &amp; recreation .....</b>	<b>(A)</b>	<b>(D)</b>	<b>(D)</b>	<b>2</b>	<b>1</b>	<b>—</b>	<b>1</b>	<b>—</b>	<b>—</b>	<b>—</b>	<b>—</b>	<b>—</b>	<b>—</b>
<b>72</b>	<b>Accommodation &amp; food services .....</b>	<b>59</b>	<b>127</b>	<b>551</b>	<b>11</b>	<b>6</b>	<b>4</b>	<b>—</b>	<b>1</b>	<b>—</b>	<b>—</b>	<b>—</b>	<b>—</b>	<b>—</b>
<b>81</b>	<b>Other services (except public administration) .....</b>	<b>53</b>	<b>121</b>	<b>481</b>	<b>12</b>	<b>9</b>	<b>1</b>	<b>2</b>	<b>—</b>	<b>—</b>	<b>—</b>	<b>—</b>	<b>—</b>	<b>—</b>
<b>95</b>	<b>Auxiliaries (exc corporate, subsidiary &amp; regional mgt) .....</b>	<b>(A)</b>	<b>(D)</b>	<b>(D)</b>	<b>1</b>	<b>1</b>	<b>—</b>	<b>—</b>	<b>—</b>	<b>—</b>	<b>—</b>	<b>—</b>	<b>—</b>	<b>—</b>
<b>99</b>	<b>Unclassified establishments .....</b>	<b>(A)</b>	<b>(D)</b>	<b>(D)</b>	<b>1</b>	<b>1</b>	<b>—</b>	<b>—</b>	<b>—</b>	<b>—</b>	<b>—</b>	<b>—</b>	<b>—</b>	<b>—</b>

See footnotes at end of table.

**Table 6. Counties—Employees, Payroll, and Establishments by Industry: 2001—Con.**

[Excludes most government employees, railroad employees, and self-employed persons. Size class 1 to 4 includes establishments with payroll, but no employees, during mid-March pay period. (D) denotes figures withheld to avoid disclosing data for individual companies; the data are included in broader industry totals. Detailed industries with 100 or more employees are shown if industry was not a (D). For explanation of terms, abbreviations, and data reliability/comparability, see introductory text]

NAICS code	Industry	Number of employees for week including March 12	Payroll (\$1,000)		Total number of establishments	Number of establishments by employment-size class								
			First quarter	Annual		1 to 4	5 to 9	10 to 19	20 to 49	50 to 99	100 to 249	250 to 499	500 to 999	1,000 or more
<b>MARSHALL</b>														
	<b>Total</b> .....	<b>2 338</b>	<b>11 789</b>	<b>52 751</b>	<b>359</b>	<b>218</b>	<b>74</b>	<b>43</b>	<b>19</b>	<b>3</b>	<b>2</b>			
11	Forestry, fishing, hunting, and agriculture support .....	(B)	(D)	(D)	8	7	—	—	1	—	—	—	—	—
21	Mining .....	(A)	(D)	(D)	1	1	—	—	—	—	—	—	—	—
22	Utilities .....	(B)	(D)	(D)	1	—	—	—	1	—	—	—	—	—
23	Construction .....	259	1 966	10 474	57	42	8	5	2	—	—	—	—	—
234	Heavy construction .....	102	858	5 756	8	3	3	—	2	—	—	—	—	—
235	Special trade contractors .....	131	944	3 802	38	29	5	4	—	—	—	—	—	—
31-33	<b>Manufacturing</b> .....	<b>261</b>	<b>1 960</b>	<b>7 569</b>	<b>21</b>	<b>10</b>	<b>4</b>	<b>3</b>	<b>2</b>	<b>2</b>	—	—	—	—
42	Wholesale trade .....	293	1 848	7 427	29	12	10	5	1	—	1	—	—	—
421	Wholesale trade, durable goods .....	176	1 139	4 320	10	5	2	1	1	—	1	—	—	—
4218	Machinery, equipment & supplies whsle .....	161	1 080	4 003	5	1	1	1	1	—	1	—	—	—
42183	Industrial machinery & equipment whsle .....	(C)	(D)	(D)	1	—	—	—	—	—	1	—	—	—
422	Wholesale trade, nondurable goods .....	117	709	3 107	19	7	8	4	—	—	—	—	—	—
44-45	<b>Retail trade</b> .....	<b>385</b>	<b>1 691</b>	<b>8 228</b>	<b>51</b>	<b>20</b>	<b>18</b>	<b>9</b>	<b>4</b>	—	—	—	—	—
444	Bldg material & garden equip & supp dealers .....	109	635	3 088	10	2	3	3	2	—	—	—	—	—
48-49	<b>Transportation &amp; warehousing</b> .....	<b>95</b>	<b>459</b>	<b>2 353</b>	<b>18</b>	<b>12</b>	<b>3</b>	<b>2</b>	<b>1</b>	—	—	—	—	—
51	Information .....	18	114	485	5	4	1	—	—	—	—	—	—	—
52	Finance & insurance .....	134	1 041	3 801	27	15	8	3	1	—	—	—	—	—
53	Real estate & rental & leasing .....	(A)	(D)	(D)	3	3	—	—	—	—	—	—	—	—
54	Professional, scientific & technical services .....	19	91	369	8	7	1	—	—	—	—	—	—	—
56	Admin, support, waste mgt, remediation services .....	(B)	(D)	(D)	8	5	1	2	—	—	—	—	—	—
61	Educational services .....	(A)	(D)	(D)	1	—	1	—	—	—	—	—	—	—
62	Health care and social assistance .....	345	1 396	6 201	19	6	3	6	2	1	1	—	—	—
623	Nursing & residential care facilities .....	212	756	3 434	8	—	2	4	1	—	1	—	—	—
6231	Nursing care facilities .....	(C)	(D)	(D)	1	—	—	—	—	—	1	—	—	—
62311	Nursing care facilities .....	(C)	(D)	(D)	1	—	—	—	—	—	1	—	—	—
71	Arts, entertainment & recreation .....	7	24	219	5	5	—	—	—	—	—	—	—	—
72	Accommodation & food services .....	177	249	1 170	27	13	7	5	2	—	—	—	—	—
722	Food services & drinking places .....	(C)	(D)	(D)	26	12	7	5	2	—	—	—	—	—
7221	Full-service restaurants .....	103	137	579	13	6	4	1	2	—	—	—	—	—
72211	Full-service restaurants .....	103	137	579	13	6	4	1	2	—	—	—	—	—
722110	Full-service restaurants .....	103	137	579	13	6	4	1	2	—	—	—	—	—
81	Other services (except public administration) .....	226	487	2 159	62	48	9	3	2	—	—	—	—	—
813	Religious, grantmaking, civic, prof & like organizations .....	150	225	888	37	30	3	2	2	—	—	—	—	—
99	Unclassified establishments .....	(A)	(D)	(D)	8	8	—	—	—	—	—	—	—	—
<b>MARTIN</b>														
	<b>Total</b> .....	<b>9 031</b>	<b>54 006</b>	<b>227 694</b>	<b>707</b>	<b>371</b>	<b>159</b>	<b>96</b>	<b>48</b>	<b>15</b>	<b>14</b>	<b>4</b>		
11	Forestry, fishing, hunting, and agriculture support .....	(B)	(D)	(D)	5	1	3	1	—	—	—	—	—	—
22	Utilities .....	(B)	(D)	(D)	3	1	—	2	—	—	—	—	—	—
23	Construction .....	314	2 252	13 034	68	44	15	6	3	—	—	—	—	—
235	Special trade contractors .....	215	1 329	6 057	50	31	14	4	1	—	—	—	—	—
31-33	<b>Manufacturing</b> .....	<b>2 489</b>	<b>20 384</b>	<b>77 950</b>	<b>51</b>	<b>16</b>	<b>15</b>	<b>5</b>	<b>4</b>	<b>2</b>	<b>6</b>	<b>3</b>		
311	Food mfg .....	(E)	(D)	(D)	5	2	2	—	—	—	—	1	—	—
3114	Fruit & veg preserving & specialty food mfg .....	(E)	(D)	(D)	1	—	—	—	—	—	—	1	—	—
31141	Frozen food mfg .....	(E)	(D)	(D)	1	—	—	—	—	—	—	1	—	—
326	Plastics & rubber products mfg .....	564	4 478	17 492	8	2	1	1	—	1	3	—	—	—
3261	Plastics product mfg .....	(E)	(D)	(D)	6	1	1	1	—	1	2	—	—	—
32611	Unsupported plastics film, sheet, & bag mfg .....	(E)	(D)	(D)	3	—	—	1	—	—	2	—	—	—
3262	Rubber product mfg .....	(C)	(D)	(D)	2	1	—	—	—	—	1	—	—	—
32629	Other rubber product mfg .....	(C)	(D)	(D)	2	1	—	—	—	—	1	—	—	—
333	Machinery mfg .....	(F)	(D)	(D)	6	1	2	1	—	1	—	1	—	—
3339	Other general purpose machinery mfg .....	(F)	(D)	(D)	3	—	1	—	—	1	—	1	—	—
33399	All other general purpose machinery mfg .....	(F)	(D)	(D)	3	—	1	—	—	1	—	1	—	—
334	Computer & electronic product mfg .....	(C)	(D)	(D)	2	—	—	1	—	—	1	—	—	—
3344	Semiconductor & oth electronic component mfg .....	(C)	(D)	(D)	1	—	—	—	—	—	1	—	—	—
33441	Semiconductor & oth electronic component mfg .....	(C)	(D)	(D)	1	—	—	—	—	—	1	—	—	—
336	Transportation equipment mfg .....	724	7 147	23 610	6	—	2	—	1	—	2	1	—	—
3362	Motor vehicle body & trailer mfg .....	(E)	(D)	(D)	4	—	1	—	1	—	2	—	—	—
33621	Motor vehicle body & trailer mfg .....	(E)	(D)	(D)	4	—	1	—	1	—	2	—	—	—
3365	Railroad rolling stock mfg .....	(E)	(D)	(D)	1	—	—	—	—	—	—	1	—	—
33651	Railroad rolling stock mfg .....	(E)	(D)	(D)	1	—	—	—	—	—	—	1	—	—

See footnotes at end of table.

**Table 6. Counties—Employees, Payroll, and Establishments by Industry: 2001—Con.**

[Excludes most government employees, railroad employees, and self-employed persons. Size class 1 to 4 includes establishments with payroll, but no employees, during mid-March pay period. (D) denotes figures withheld to avoid disclosing data for individual companies; the data are included in broader industry totals. Detailed industries with 100 or more employees are shown if industry was not a (D). For explanation of terms, abbreviations, and data reliability/comparability, see introductory text]

NAICS code	Industry	Number of employees for week including March 12	Payroll (\$1,000)		Total number of establishments	Number of establishments by employment-size class									
			First quarter	Annual		1 to 4	5 to 9	10 to 19	20 to 49	50 to 99	100 to 249	250 to 499	500 to 999	1,000 or more	
<b>MARTIN—Con.</b>															
<b>42</b>	<b>Wholesale trade</b> .....	<b>467</b>	<b>3 590</b>	<b>17 899</b>	<b>56</b>	<b>37</b>	<b>8</b>	<b>7</b>	<b>2</b>	<b>1</b>	<b>1</b>				
421	Wholesale trade, durable goods .....	150	1 050	4 744	24	14	4	5	1						
422	Wholesale trade, nondurable goods .....	317	2 540	13 155	32	23	4	2	1	1	1				
4229	Miscellaneous nondurable goods whse .....	214	1 764	10 060	19	13	3	1	1		1				
42291	Farm supplies whse .....	(C)	(D)	(D)	17	12	2	1	1		1				
<b>44-45</b>	<b>Retail trade</b> .....	<b>1 501</b>	<b>6 117</b>	<b>26 527</b>	<b>120</b>	<b>55</b>	<b>35</b>	<b>14</b>	<b>10</b>	<b>3</b>	<b>3</b>				
441	Motor vehicle & parts dealers .....	168	1 017	4 451	16	4	7	2	3						
4411	Automobile dealers .....	(C)	(D)	(D)	7	2	1	1	3						
44111	New car dealers .....	104	684	3 075	5	1		1	3						
441110	New car dealers .....	104	684	3 075	5	1		1	3						
444	Bldg material & garden equip & supp dealers .....	108	668	2 759	17	9	6	1	1						
445	Food & beverage stores .....	492	1 937	8 905	13	5	1	3	1	1	1	2			
4451	Grocery stores .....	(E)	(D)	(D)	7	2	1	1	1	1	1	1			
44511	Grocery (except convenience) stores .....	290	797	3 471	6	1	1	1	1	1	1	1			
445110	Grocery (except convenience) stores .....	290	797	3 471	6	1	1	1	1	1	1	1			
4453	Beer, wine & liquor stores .....	(C)	(D)	(D)	5	2		2			1				
44531	Beer, wine & liquor stores .....	(C)	(D)	(D)	5	2		2			1				
447	Gasoline stations .....	156	386	1 850	14	4	5	4	1						
4471	Gasoline stations .....	156	386	1 850	14	4	5	4	1						
452	General merchandise stores .....	274	893	3 786	5	1			1	2	1				
4521	Department stores .....	(C)	(D)	(D)	2					1	1				
45211	Department stores .....	(C)	(D)	(D)	2					1	1				
<b>48-49</b>	<b>Transportation &amp; warehousing</b> .....	<b>221</b>	<b>1 272</b>	<b>4 695</b>	<b>39</b>	<b>25</b>	<b>7</b>	<b>4</b>	<b>3</b>						
484	Truck transportation .....	117	504	2 084	27	21	2	2	2						
<b>51</b>	<b>Information</b> .....	<b>135</b>	<b>703</b>	<b>2 789</b>	<b>12</b>	<b>6</b>	<b>1</b>	<b>2</b>	<b>3</b>						
<b>52</b>	<b>Finance &amp; insurance</b> .....	<b>326</b>	<b>2 300</b>	<b>10 383</b>	<b>44</b>	<b>21</b>	<b>11</b>	<b>9</b>	<b>3</b>						
522	Credit intermediation & related activities .....	(C)	(D)	(D)	15	1	5	6	3						
5221	Depository credit intermediation .....	(C)	(D)	(D)	14	1	5	5	3						
52211	Commercial banking .....	193	1 461	6 669	12		4	5	3						
522110	Commercial banking .....	193	1 461	6 669	12		4	5	3						
<b>53</b>	<b>Real estate &amp; rental &amp; leasing</b> .....	<b>73</b>	<b>332</b>	<b>1 562</b>	<b>22</b>	<b>17</b>	<b>3</b>	<b>2</b>							
<b>54</b>	<b>Professional, scientific &amp; technical services</b> .....	<b>256</b>	<b>2 161</b>	<b>8 297</b>	<b>37</b>	<b>16</b>	<b>15</b>	<b>5</b>		<b>1</b>					
541	Professional, scientific & technical services .....	256	2 161	8 297	37	16	15	5		1					
<b>55</b>	<b>Management of companies &amp; enterprises</b> .....	<b>(B)</b>	<b>(D)</b>	<b>(D)</b>	<b>3</b>	<b>1</b>		<b>1</b>	<b>1</b>						
<b>56</b>	<b>Admin, support, waste mgt, remediation services</b> .....	<b>109</b>	<b>306</b>	<b>1 977</b>	<b>15</b>	<b>7</b>	<b>4</b>	<b>3</b>	<b>1</b>						
561	Administrative & support services .....	(C)	(D)	(D)	14	7	3	3	1						
<b>61</b>	<b>Educational services</b> .....	<b>55</b>	<b>193</b>	<b>738</b>	<b>5</b>	<b>2</b>		<b>2</b>	<b>1</b>						
<b>62</b>	<b>Health care and social assistance</b> .....	<b>1 624</b>	<b>9 878</b>	<b>40 626</b>	<b>62</b>	<b>21</b>	<b>16</b>	<b>13</b>	<b>4</b>	<b>3</b>	<b>4</b>	<b>1</b>			
621	Ambulatory health care services .....	534	4 416	18 643	41	15	15	6	3	1	1				
6211	Offices of physicians .....	282	3 230	13 850	9	1	4	1	2		1				
62111	Offices of physicians .....	282	3 230	13 850	9	1	4	1	2		1				
621111	Offices of physicians (exc mental health) .....	282	3 230	13 850	9	1	4	1	2		1				
6216	Home health care services .....	(C)	(D)	(D)	7	1	3	2		1					
62161	Home health care services .....	(C)	(D)	(D)	7	1	3	2		1					
622	Hospitals .....	(E)	(D)	(D)	1							1			
6221	General medical & surgical hospitals .....	(E)	(D)	(D)	1							1			
62211	General medical & surgical hospitals .....	(E)	(D)	(D)	1							1			
623	Nursing & residential care facilities .....	488	2 084	8 383	14	4		7		1	2				
6231	Nursing care facilities .....	(E)	(D)	(D)	2						2				
62311	Nursing care facilities .....	(E)	(D)	(D)	2						2				
6232	Residential mental retardation, health facil .....	155	675	2 646	10	3		6		1					
62321	Residential mental retardation facilities .....	(C)	(D)	(D)	9	3		5		1					
624	Social assistance .....	(E)	(D)	(D)	6	2	1		1	1	1				
6243	Vocational rehabilitation services .....	(C)	(D)	(D)	2					1	1				
62431	Vocational rehabilitation services .....	(C)	(D)	(D)	2					1	1				
<b>71</b>	<b>Arts, entertainment &amp; recreation</b> .....	<b>117</b>	<b>203</b>	<b>1 022</b>	<b>15</b>	<b>8</b>	<b>3</b>	<b>1</b>	<b>3</b>						
713	Amusement, gambling & recreation industries .....	109	177	898	9	3	2	1	3						
7139	Other amusement & recreation industries .....	109	177	898	9	3	2	1	3						
<b>72</b>	<b>Accommodation &amp; food services</b> .....	<b>804</b>	<b>1 488</b>	<b>6 149</b>	<b>52</b>	<b>17</b>	<b>11</b>	<b>11</b>	<b>8</b>	<b>5</b>					
721	Accommodation .....	138	332	1 273	7	3	1	1	1	1					
7211	Traveler accommodation .....	(C)	(D)	(D)	6	2	1	1	1	1					
72111	Hotels (exc casino hotels) & motels .....	(C)	(D)	(D)	6	2	1	1	1	1					
722	Food services & drinking places .....	666	1 156	4 876	45	14	10	10	7	4					
7221	Full-service restaurants .....	329	552	2 288	22	6	7	5	1	3					
72211	Full-service restaurants .....	329	552	2 288	22	6	7	5	1	3					
722110	Full-service restaurants .....	329	552	2 288	22	6	7	5	1	3					
7222	Limited-service eating places .....	258	415	1 838	13	4		3	5	1					
72221	Limited-service eating places .....	258	415	1 838	13	4		3	5	1					

See footnotes at end of table.



**Table 6. Counties—Employees, Payroll, and Establishments by Industry: 2001—Con.**

[Excludes most government employees, railroad employees, and self-employed persons. Size class 1 to 4 includes establishments with payroll, but no employees, during mid-March pay period. (D) denotes figures withheld to avoid disclosing data for individual companies; the data are included in broader industry totals. Detailed industries with 100 or more employees are shown if industry was not a (D). For explanation of terms, abbreviations, and data reliability/comparability, see introductory text]

NAICS code	Industry	Number of employees for week including March 12	Payroll (\$1,000)		Total number of establishments	Number of establishments by employment-size class									
			First quarter	Annual		1 to 4	5 to 9	10 to 19	20 to 49	50 to 99	100 to 249	250 to 499	500 to 999	1,000 or more	
<b>MARTIN—Con.</b>															
<b>81</b>	<b>Other services (except public administration)</b>	<b>407</b>	<b>958</b>	<b>4 083</b>	<b>96</b>	<b>74</b>	<b>12</b>	<b>8</b>	<b>2</b>	—	—	—	—	—	
813	Religious, grantmaking, civic, prof & like organizations	282	488	2 013	54	38	8	6	2	—	—	—	—	—	
8131	Religious organizations	169	354	1 450	34	26	3	4	1	—	—	—	—	—	
81311	Religious organizations	169	354	1 450	34	26	3	4	1	—	—	—	—	—	
813110	Religious organizations	169	354	1 450	34	26	3	4	1	—	—	—	—	—	
<b>95</b>	<b>Auxiliaries (exc corporate, subsidiary &amp; regional mgt)</b>	<b>(A)</b>	<b>(D)</b>	<b>(D)</b>	<b>1</b>	<b>1</b>	—	—	—	—	—	—	—	—	
<b>99</b>	<b>Unclassified establishments</b>	<b>(A)</b>	<b>(D)</b>	<b>(D)</b>	<b>1</b>	<b>1</b>	—	—	—	—	—	—	—	—	
<b>MEEKER</b>															
	<b>Total</b>	<b>6 216</b>	<b>34 635</b>	<b>148 433</b>	<b>599</b>	<b>354</b>	<b>109</b>	<b>67</b>	<b>47</b>	<b>15</b>	<b>5</b>	<b>2</b>	—	—	
<b>11</b>	<b>Forestry, fishing, hunting, and agriculture support</b>	<b>(A)</b>	<b>(D)</b>	<b>(D)</b>	<b>1</b>	<b>1</b>	—	—	—	—	—	—	—	—	
<b>21</b>	<b>Mining</b>	<b>(A)</b>	<b>(D)</b>	<b>(D)</b>	<b>2</b>	<b>1</b>	<b>1</b>	—	—	—	—	—	—	—	
<b>22</b>	<b>Utilities</b>	<b>(B)</b>	<b>(D)</b>	<b>(D)</b>	<b>1</b>	—	—	—	<b>1</b>	—	—	—	—	—	
<b>23</b>	<b>Construction</b>	<b>773</b>	<b>6 843</b>	<b>31 371</b>	<b>83</b>	<b>64</b>	<b>12</b>	<b>4</b>	<b>2</b>	—	—	<b>1</b>	—	—	
234	Heavy construction	(E)	(D)	(D)	8	5	2	—	—	—	—	<b>1</b>	—	—	
2341	Highway, street, bridge & tunnel construction	(E)	(D)	(D)	3	2	—	—	—	—	—	<b>1</b>	—	—	
23412	Bridge & tunnel construction	(E)	(D)	(D)	1	—	—	—	—	—	—	<b>1</b>	—	—	
235	Special trade contractors	213	1 327	7 134	58	47	8	1	2	—	—	—	—	—	
<b>31-33</b>	<b>Manufacturing</b>	<b>1 714</b>	<b>11 772</b>	<b>45 679</b>	<b>55</b>	<b>13</b>	<b>11</b>	<b>9</b>	<b>12</b>	<b>7</b>	<b>2</b>	<b>1</b>	—	—	
311	Food mfg	197	1 799	6 978	6	—	4	—	1	—	1	—	—	—	
3115	Dairy product mfg	(C)	(D)	(D)	2	—	1	—	—	—	1	—	—	—	
31151	Dairy product (exc frozen) mfg	(C)	(D)	(D)	2	—	1	—	—	—	1	—	—	—	
326	Plastics & rubber products mfg	153	1 185	4 779	4	—	—	1	2	1	—	—	—	—	
332	Fabricated metal product mfg	133	772	3 156	12	5	2	3	2	—	—	—	—	—	
333	Machinery mfg	326	2 063	8 125	12	4	—	3	3	1	1	—	—	—	
3331	Ag, construction & mining machinery mfg	192	1 258	5 064	6	2	—	1	2	—	1	—	—	—	
33311	Agricultural implement mfg	192	1 258	5 064	6	2	—	1	2	—	1	—	—	—	
333111	Farm machinery & equipment mfg	192	1 258	5 064	6	2	—	1	2	—	1	—	—	—	
334	Computer & electronic product mfg	447	2 957	12 414	4	1	—	—	—	2	—	1	—	—	
3342	Communications equipment mfg	(E)	(D)	(D)	3	1	—	—	—	1	—	1	—	—	
33422	Radio, TV broadcast & wireless comm equip mfg	(E)	(D)	(D)	1	—	—	—	—	—	—	1	—	—	
336	Transportation equipment mfg	267	1 916	5 634	4	1	—	—	—	3	—	—	—	—	
3362	Motor vehicle body & trailer mfg	267	1 916	5 634	4	1	—	—	—	3	—	—	—	—	
33621	Motor vehicle body & trailer mfg	267	1 916	5 634	4	1	—	—	—	3	—	—	—	—	
<b>42</b>	<b>Wholesale trade</b>	<b>218</b>	<b>1 343</b>	<b>6 462</b>	<b>21</b>	<b>7</b>	<b>8</b>	<b>4</b>	<b>2</b>	—	—	—	—	—	
421	Wholesale trade, durable goods	121	797	4 296	13	5	4	3	1	—	—	—	—	—	
<b>44-45</b>	<b>Retail trade</b>	<b>848</b>	<b>3 306</b>	<b>14 926</b>	<b>104</b>	<b>48</b>	<b>30</b>	<b>17</b>	<b>8</b>	<b>1</b>	—	—	—	—	
441	Motor vehicle & parts dealers	148	930	4 426	19	10	4	2	3	—	—	—	—	—	
444	Bldg material & garden equip & supp dealers	170	830	4 043	23	10	8	4	1	—	—	—	—	—	
445	Food & beverage stores	218	623	2 565	15	5	5	2	2	1	—	—	—	—	
4451	Grocery stores	156	457	1 836	7	2	2	1	1	1	—	—	—	—	
44511	Grocery (except convenience) stores	156	457	1 836	7	2	2	1	1	1	—	—	—	—	
445110	Grocery (except convenience) stores	156	457	1 836	7	2	2	1	1	1	—	—	—	—	
447	Gasoline stations	160	442	1 978	17	4	4	8	1	—	—	—	—	—	
4471	Gasoline stations	160	442	1 978	17	4	4	8	1	—	—	—	—	—	
44711	Gasoline stations with convenience stores	128	301	1 334	12	2	3	6	1	—	—	—	—	—	
447110	Gasoline stations with convenience stores	128	301	1 334	12	2	3	6	1	—	—	—	—	—	
<b>48-49</b>	<b>Transportation &amp; warehousing</b>	<b>186</b>	<b>958</b>	<b>3 943</b>	<b>34</b>	<b>24</b>	<b>5</b>	<b>2</b>	<b>3</b>	—	—	—	—	—	
484	Truck transportation	100	643	2 420	25	20	3	1	1	—	—	—	—	—	
<b>51</b>	<b>Information</b>	<b>52</b>	<b>271</b>	<b>1 265</b>	<b>8</b>	<b>5</b>	—	<b>2</b>	<b>1</b>	—	—	—	—	—	
<b>52</b>	<b>Finance &amp; insurance</b>	<b>188</b>	<b>1 271</b>	<b>5 547</b>	<b>44</b>	<b>31</b>	<b>8</b>	<b>4</b>	<b>1</b>	—	—	—	—	—	
522	Credit intermediation & related activities	(C)	(D)	(D)	13	3	5	4	1	—	—	—	—	—	
5221	Depository credit intermediation	(C)	(D)	(D)	10	1	4	4	1	—	—	—	—	—	
52211	Commercial banking	105	855	3 328	9	1	3	4	1	—	—	—	—	—	
522110	Commercial banking	105	855	3 328	9	1	3	4	1	—	—	—	—	—	
<b>53</b>	<b>Real estate &amp; rental &amp; leasing</b>	<b>47</b>	<b>84</b>	<b>400</b>	<b>17</b>	<b>15</b>	<b>1</b>	—	<b>1</b>	—	—	—	—	—	
<b>54</b>	<b>Professional, scientific &amp; technical services</b>	<b>176</b>	<b>870</b>	<b>3 845</b>	<b>42</b>	<b>30</b>	<b>8</b>	<b>3</b>	<b>1</b>	—	—	—	—	—	
541	Professional, scientific & technical services	176	870	3 845	42	30	8	3	1	—	—	—	—	—	
<b>55</b>	<b>Management of companies &amp; enterprises</b>	<b>76</b>	<b>1 227</b>	<b>5 064</b>	<b>4</b>	<b>1</b>	<b>1</b>	—	<b>2</b>	—	—	—	—	—	
<b>56</b>	<b>Admin, support, waste mgt, remediation services</b>	<b>88</b>	<b>551</b>	<b>2 018</b>	<b>24</b>	<b>19</b>	<b>2</b>	<b>3</b>	—	—	—	—	—	—	
<b>61</b>	<b>Educational services</b>	<b>(A)</b>	<b>(D)</b>	<b>(D)</b>	<b>1</b>	<b>1</b>	—	—	—	—	—	—	—	—	

See footnotes at end of table.

**Table 6. Counties—Employees, Payroll, and Establishments by Industry: 2001—Con.**

[Excludes most government employees, railroad employees, and self-employed persons. Size class 1 to 4 includes establishments with payroll, but no employees, during mid-March pay period. (D) denotes figures withheld to avoid disclosing data for individual companies; the data are included in broader industry totals. Detailed industries with 100 or more employees are shown if industry was not a (D). For explanation of terms, abbreviations, and data reliability/comparability, see introductory text]

NAICS code	Industry	Number of employees for week including March 12	Payroll (\$1,000)		Total number of establishments	Number of establishments by employment-size class								
			First quarter	Annual		1 to 4	5 to 9	10 to 19	20 to 49	50 to 99	100 to 249	250 to 499	500 to 999	1,000 or more
<b>MEEKER—Con.</b>														
<b>62</b>	<b>Health care and social assistance</b> . . . . .	<b>973</b>	<b>4 072</b>	<b>17 719</b>	<b>42</b>	<b>21</b>	<b>4</b>	<b>6</b>	<b>5</b>	<b>3</b>	<b>3</b>			
621	Ambulatory health care services . . . . .	116	1 084	4 573	15	8	3	3	1					
622	Hospitals . . . . .	(C)	(D)	(D)	1						1			
6221	General medical & surgical hospitals . . . . .	(C)	(D)	(D)	1						1			
62211	General medical & surgical hospitals . . . . .	(C)	(D)	(D)	1						1			
623	Nursing & residential care facilities . . . . .	475	1 634	7 465	10	2	1	2	2	2	1			
6231	Nursing care facilities . . . . .	382	1 352	6 118	4				1	2	1			
62311	Nursing care facilities . . . . .	382	1 352	6 118	4				1	2	1			
623110	Nursing care facilities . . . . .	382	1 352	6 118	4				1	2	1			
624	Social assistance . . . . .	(E)	(D)	(D)	16	11		1	2	1	1			
6243	Vocational rehabilitation services . . . . .	(C)	(D)	(D)	1						1			
62431	Vocational rehabilitation services . . . . .	(C)	(D)	(D)	1						1			
<b>71</b>	<b>Arts, entertainment &amp; recreation</b> . . . . .	<b>(B)</b>	<b>(D)</b>	<b>(D)</b>	<b>9</b>	<b>7</b>	<b>2</b>	<b>8</b>	<b>—</b>	<b>—</b>	<b>—</b>	<b>—</b>	<b>—</b>	<b>—</b>
<b>72</b>	<b>Accommodation &amp; food services</b> . . . . .	<b>445</b>	<b>664</b>	<b>3 125</b>	<b>36</b>	<b>13</b>	<b>7</b>	<b>8</b>	<b>6</b>	<b>2</b>	<b>—</b>	<b>—</b>	<b>—</b>	<b>—</b>
722	Food services & drinking places . . . . .	435	639	2 956	32	10	6	8	6	2				
7221	Full-service restaurants . . . . .	259	364	1 743	20	7	4	4	4	1				
72211	Full-service restaurants . . . . .	259	364	1 743	20	7	4	4	4	1				
722110	Full-service restaurants . . . . .	259	364	1 743	20	7	4	4	4	1				
7222	Limited-service eating places . . . . .	155	243	1 035	7		1	3	2	1				
72221	Limited-service eating places . . . . .	155	243	1 035	7		1	3	2	1				
<b>81</b>	<b>Other services (except public administration)</b> . . . . .	<b>295</b>	<b>631</b>	<b>2 756</b>	<b>63</b>	<b>46</b>	<b>9</b>	<b>5</b>	<b>2</b>	<b>1</b>	<b>—</b>	<b>—</b>	<b>—</b>	<b>—</b>
813	Religious, grantmaking, civic, prof & like organizations . . . . .	250	491	2 152	41	26	8	4	2	1				
8131	Religious organizations . . . . .	170	351	1 534	26	15	8	1	1	1				
81311	Religious organizations . . . . .	170	351	1 534	26	15	8	1	1	1				
813110	Religious organizations . . . . .	170	351	1 534	26	15	8	1	1	1				
<b>95</b>	<b>Auxiliaries (exc corporate, subsidiary &amp; regional mgt)</b> . . . . .	<b>(B)</b>	<b>(D)</b>	<b>(D)</b>	<b>2</b>	<b>1</b>	<b>—</b>	<b>—</b>	<b>—</b>	<b>1</b>	<b>—</b>	<b>—</b>	<b>—</b>	<b>—</b>
<b>99</b>	<b>Unclassified establishments</b> . . . . .	<b>(A)</b>	<b>(D)</b>	<b>(D)</b>	<b>6</b>	<b>6</b>	<b>—</b>	<b>—</b>	<b>—</b>	<b>—</b>	<b>—</b>	<b>—</b>	<b>—</b>	<b>—</b>
<b>MILLE LACS</b>														
	<b>Total</b> . . . . .	<b>9 289</b>	<b>48 116</b>	<b>208 189</b>	<b>627</b>	<b>341</b>	<b>124</b>	<b>93</b>	<b>47</b>	<b>12</b>	<b>7</b>	<b>1</b>	<b>—</b>	<b>2</b>
<b>11</b>	<b>Forestry, fishing, hunting, and agriculture support</b> . . . . .	<b>(A)</b>	<b>(D)</b>	<b>(D)</b>	<b>6</b>	<b>4</b>	<b>2</b>	<b>—</b>	<b>—</b>	<b>—</b>	<b>—</b>	<b>—</b>	<b>—</b>	<b>—</b>
<b>21</b>	<b>Mining</b> . . . . .	<b>(A)</b>	<b>(D)</b>	<b>(D)</b>	<b>1</b>	<b>—</b>	<b>1</b>	<b>—</b>	<b>—</b>	<b>—</b>	<b>—</b>	<b>—</b>	<b>—</b>	<b>—</b>
<b>22</b>	<b>Utilities</b> . . . . .	<b>(A)</b>	<b>(D)</b>	<b>(D)</b>	<b>2</b>	<b>1</b>	<b>—</b>	<b>1</b>	<b>—</b>	<b>—</b>	<b>—</b>	<b>—</b>	<b>—</b>	<b>—</b>
<b>23</b>	<b>Construction</b> . . . . .	<b>370</b>	<b>2 409</b>	<b>14 141</b>	<b>93</b>	<b>66</b>	<b>16</b>	<b>8</b>	<b>3</b>	<b>—</b>	<b>—</b>	<b>—</b>	<b>—</b>	<b>—</b>
235	Special trade contractors . . . . .	265	1 866	10 938	66	45	14	4	3					
<b>31-33</b>	<b>Manufacturing</b> . . . . .	<b>910</b>	<b>6 212</b>	<b>25 592</b>	<b>44</b>	<b>19</b>	<b>5</b>	<b>8</b>	<b>7</b>	<b>4</b>	<b>1</b>	<b>—</b>	<b>—</b>	<b>—</b>
321	Wood product mfg . . . . .	220	1 662	7 411	6	2	1	1	1		1			
3219	Other wood product mfg . . . . .	(C)	(D)	(D)	5	2	1	1			1			
32191	Millwork . . . . .	(C)	(D)	(D)	4	1	1	1			1			
334	Computer & electronic product mfg . . . . .	148	869	3 064	4		1	1	1	1				
339	Miscellaneous mfg . . . . .	(C)	(D)	(D)	5	2	1	1		1				
3399	Other miscellaneous mfg . . . . .	(C)	(D)	(D)	5	2	1	1		1				
33992	Sporting & athletic goods mfg . . . . .	(C)	(D)	(D)	2			1		1				
<b>42</b>	<b>Wholesale trade</b> . . . . .	<b>237</b>	<b>1 362</b>	<b>5 841</b>	<b>25</b>	<b>11</b>	<b>6</b>	<b>4</b>	<b>4</b>	<b>—</b>	<b>—</b>	<b>—</b>	<b>—</b>	<b>—</b>
421	Wholesale trade, durable goods . . . . .	166	1 032	4 332	16	7	4	2	3					
<b>44-45</b>	<b>Retail trade</b> . . . . .	<b>1 115</b>	<b>3 891</b>	<b>16 722</b>	<b>122</b>	<b>56</b>	<b>31</b>	<b>24</b>	<b>8</b>	<b>2</b>	<b>1</b>	<b>—</b>	<b>—</b>	<b>—</b>
444	Bldg material & garden equip & supp dealers . . . . .	116	435	2 307	17	8	4	4	1					
445	Food & beverage stores . . . . .	403	1 313	4 961	20	9	3	3	2	2	1			
4451	Grocery stores . . . . .	(E)	(D)	(D)	10	4	1		2	2	1			
44511	Grocery (except convenience) stores . . . . .	329	1 157	4 193	7	2			2	2	1			
445110	Grocery (except convenience) stores . . . . .	329	1 157	4 193	7	2			2	2	1			
447	Gasoline stations . . . . .	240	737	3 073	23	4	6	11	2					
4471	Gasoline stations . . . . .	240	737	3 073	23	4	6	11	2					
44711	Gasoline stations with convenience stores . . . . .	229	687	2 842	20	2	5	11	2					
447110	Gasoline stations with convenience stores . . . . .	229	687	2 842	20	2	5	11	2					
<b>48-49</b>	<b>Transportation &amp; warehousing</b> . . . . .	<b>164</b>	<b>618</b>	<b>2 494</b>	<b>18</b>	<b>9</b>	<b>3</b>	<b>4</b>	<b>1</b>	<b>1</b>	<b>—</b>	<b>—</b>	<b>—</b>	<b>—</b>
<b>51</b>	<b>Information</b> . . . . .	<b>61</b>	<b>542</b>	<b>2 232</b>	<b>11</b>	<b>6</b>	<b>3</b>	<b>2</b>	<b>—</b>	<b>—</b>	<b>—</b>	<b>—</b>	<b>—</b>	<b>—</b>
<b>52</b>	<b>Finance &amp; insurance</b> . . . . .	<b>195</b>	<b>1 370</b>	<b>6 139</b>	<b>26</b>	<b>11</b>	<b>8</b>	<b>5</b>	<b>2</b>	<b>—</b>	<b>—</b>	<b>—</b>	<b>—</b>	<b>—</b>
522	Credit intermediation & related activities . . . . .	(C)	(D)	(D)	14	2	6	4	2					
5221	Depository credit intermediation . . . . .	122	873	3 912	10	1	4	3	2					
<b>53</b>	<b>Real estate &amp; rental &amp; leasing</b> . . . . .	<b>21</b>	<b>78</b>	<b>467</b>	<b>12</b>	<b>11</b>	<b>1</b>	<b>—</b>	<b>—</b>	<b>—</b>	<b>—</b>	<b>—</b>	<b>—</b>	<b>—</b>
<b>54</b>	<b>Professional, scientific &amp; technical services</b> . . . . .	<b>85</b>	<b>516</b>	<b>2 160</b>	<b>28</b>	<b>23</b>	<b>4</b>	<b>—</b>	<b>1</b>	<b>—</b>	<b>—</b>	<b>—</b>	<b>—</b>	<b>—</b>
<b>55</b>	<b>Management of companies &amp; enterprises</b> . . . . .	<b>(C)</b>	<b>(D)</b>	<b>(D)</b>	<b>3</b>	<b>1</b>	<b>—</b>	<b>—</b>	<b>1</b>	<b>—</b>	<b>1</b>	<b>—</b>	<b>—</b>	<b>—</b>
551	Management of companies & enterprises . . . . .	(C)	(D)	(D)	3	1			1		1			
5511	Management of companies & enterprises . . . . .	(C)	(D)	(D)	3	1			1		1			
55111	Management of companies & enterprises . . . . .	(C)	(D)	(D)	3	1			1		1			

See footnotes at end of table.

**Table 6. Counties—Employees, Payroll, and Establishments by Industry: 2001—Con.**

[Excludes most government employees, railroad employees, and self-employed persons. Size class 1 to 4 includes establishments with payroll, but no employees, during mid-March pay period. (D) denotes figures withheld to avoid disclosing data for individual companies; the data are included in broader industry totals. Detailed industries with 100 or more employees are shown if industry was not a (D). For explanation of terms, abbreviations, and data reliability/comparability, see introductory text]

NAICS code	Industry	Number of employees for week including March 12	Payroll (\$1,000)		Total number of establishments	Number of establishments by employment-size class									
			First quarter	Annual		1 to 4	5 to 9	10 to 19	20 to 49	50 to 99	100 to 249	250 to 499	500 to 999	1,000 or more	
<b>MILLE LACS—Con.</b>															
<b>56</b>	<b>Admin, support, waste mgmt, remediation services</b>	<b>56</b>	<b>258</b>	<b>1 689</b>	<b>23</b>	<b>19</b>	<b>2</b>	<b>2</b>	—	—	—	—	—	—	
<b>61</b>	<b>Educational services</b>	<b>(B)</b>	<b>(D)</b>	<b>(D)</b>	<b>5</b>	<b>2</b>	<b>2</b>	<b>1</b>	—	—	—	—	—	—	
<b>62</b>	<b>Health care and social assistance</b>	<b>1 447</b>	<b>8 117</b>	<b>34 937</b>	<b>43</b>	<b>11</b>	<b>14</b>	<b>9</b>	<b>3</b>	<b>1</b>	<b>4</b>	<b>1</b>	—	—	
621	Ambulatory health care services	224	2 064	8 970	22	6	10	4	1	1	—	—	—	—	
622	Hospitals	(E)	(D)	(D)	1	—	—	—	—	—	—	—	—	—	
6221	General medical & surgical hospitals	(E)	(D)	(D)	1	—	—	—	—	—	—	—	1	—	
62211	General medical & surgical hospitals	(E)	(D)	(D)	1	—	—	—	—	—	—	—	1	—	
623	Nursing & residential care facilities	529	2 383	9 340	9	1	2	2	1	—	3	—	—	—	
6231	Nursing care facilities	(E)	(D)	(D)	2	—	—	—	—	—	2	—	—	—	
62311	Nursing care facilities	(E)	(D)	(D)	2	—	—	—	—	—	2	—	—	—	
6239	Other residential care facilities	(C)	(D)	(D)	2	—	1	—	—	—	1	—	—	—	
62399	Other residential care facilities	(C)	(D)	(D)	2	—	1	—	—	—	1	—	—	—	
624	Social assistance	(C)	(D)	(D)	11	4	2	3	1	—	1	—	—	—	
6241	Individual & family services	(C)	(D)	(D)	6	3	1	—	1	—	1	—	—	—	
62412	Services for elderly & disabled persons	127	177	816	3	2	—	—	—	—	1	—	—	—	
624120	Services for elderly & disabled persons	127	177	816	3	2	—	—	—	—	1	—	—	—	
<b>71</b>	<b>Arts, entertainment &amp; recreation</b>	<b>218</b>	<b>1 890</b>	<b>9 090</b>	<b>15</b>	<b>9</b>	—	<b>4</b>	—	<b>2</b>	—	—	—	—	
713	Amusement, gambling & recreation industries	(C)	(D)	(D)	12	8	—	3	—	1	—	—	—	—	
7139	Other amusement & recreation industries	(C)	(D)	(D)	12	8	—	3	—	1	—	—	—	—	
<b>72</b>	<b>Accommodation &amp; food services</b>	<b>3 730</b>	<b>18 108</b>	<b>74 495</b>	<b>55</b>	<b>17</b>	<b>9</b>	<b>11</b>	<b>14</b>	<b>2</b>	—	—	—	<b>2</b>	
721	Accommodation	(H)	(D)	(D)	8	2	2	1	—	1	—	—	—	2	
7211	Traveler accommodation	(H)	(D)	(D)	6	—	2	1	—	1	—	—	—	2	
72112	Casino hotels	(H)	(D)	(D)	2	—	—	—	—	—	—	—	—	2	
722	Food services & drinking places	(F)	(D)	(D)	47	15	7	10	14	1	—	—	—	—	
7221	Full-service restaurants	(E)	(D)	(D)	21	6	2	3	10	—	—	—	—	—	
72211	Full-service restaurants	(E)	(D)	(D)	21	6	2	3	10	—	—	—	—	—	
7222	Limited-service eating places	(E)	(D)	(D)	15	3	3	4	4	1	—	—	—	—	
72221	Limited-service eating places	(E)	(D)	(D)	15	3	3	4	4	1	—	—	—	—	
<b>81</b>	<b>Other services (except public administration)</b>	<b>425</b>	<b>1 304</b>	<b>5 793</b>	<b>87</b>	<b>58</b>	<b>16</b>	<b>10</b>	<b>3</b>	—	—	—	—	—	
811	Repair & maintenance	110	601	2 802	20	14	2	2	2	—	—	—	—	—	
813	Religious, grantmaking, civic, prof & like organizations	278	548	2 378	48	26	13	8	1	—	—	—	—	—	
8131	Religious organizations	161	365	1 618	29	16	8	4	1	—	—	—	—	—	
81311	Religious organizations	161	365	1 618	29	16	8	4	1	—	—	—	—	—	
813110	Religious organizations	161	365	1 618	29	16	8	4	1	—	—	—	—	—	
8134	Civic & social organizations	108	167	703	13	4	5	4	—	—	—	—	—	—	
81341	Civic & social organizations	108	167	703	13	4	5	4	—	—	—	—	—	—	
813410	Civic & social organizations	108	167	703	13	4	5	4	—	—	—	—	—	—	
<b>99</b>	<b>Unclassified establishments</b>	<b>(A)</b>	<b>(D)</b>	<b>(D)</b>	<b>8</b>	<b>7</b>	<b>1</b>	—	—	—	—	—	—	—	
<b>MORRISON</b>															
	<b>Total</b>	<b>8 881</b>	<b>43 860</b>	<b>193 675</b>	<b>843</b>	<b>477</b>	<b>175</b>	<b>110</b>	<b>54</b>	<b>16</b>	<b>7</b>	<b>3</b>	<b>1</b>	—	
<b>11</b>	<b>Forestry, fishing, hunting, and agriculture support</b>	<b>(A)</b>	<b>(D)</b>	<b>(D)</b>	<b>6</b>	<b>6</b>	—	—	—	—	—	—	—	—	
<b>21</b>	<b>Mining</b>	<b>(A)</b>	<b>(D)</b>	<b>(D)</b>	<b>2</b>	<b>2</b>	—	—	—	—	—	—	—	—	
<b>22</b>	<b>Utilities</b>	<b>(B)</b>	<b>(D)</b>	<b>(D)</b>	<b>4</b>	<b>2</b>	—	<b>1</b>	—	<b>1</b>	—	—	—	—	
<b>23</b>	<b>Construction</b>	<b>457</b>	<b>2 958</b>	<b>17 926</b>	<b>115</b>	<b>83</b>	<b>21</b>	<b>8</b>	<b>3</b>	—	—	—	—	—	
233	Building, developing & general contracting	125	736	3 576	36	30	3	2	1	—	—	—	—	—	
235	Special trade contractors	282	1 709	8 704	70	47	17	5	1	—	—	—	—	—	
<b>31-33</b>	<b>Manufacturing</b>	<b>1 958</b>	<b>12 303</b>	<b>54 747</b>	<b>51</b>	<b>24</b>	<b>7</b>	<b>7</b>	<b>6</b>	<b>3</b>	<b>1</b>	<b>2</b>	<b>1</b>	—	
311	Food mfg	504	2 717	11 736	9	3	1	1	2	1	—	1	—	—	
3117	Seafood product preparation & packaging	(E)	(D)	(D)	2	—	—	—	—	1	—	1	—	—	
31171	Seafood product preparation & packaging	(E)	(D)	(D)	2	—	—	—	—	1	—	1	—	—	
332	Fabricated metal product mfg	161	1 051	3 906	9	4	2	1	1	—	1	—	—	—	
3323	Architectural & structural metals mfg	(C)	(D)	(D)	2	—	1	—	—	—	1	—	—	—	
33232	Ornamental & architectural metal prod mfg	(C)	(D)	(D)	1	—	—	—	—	—	1	—	—	—	
333	Machinery mfg	164	1 265	5 194	6	1	1	2	1	1	—	—	—	—	
336	Transportation equipment mfg	(F)	(D)	(D)	5	1	1	—	—	1	—	1	1	—	
3366	Ship & boat building	(F)	(D)	(D)	2	—	—	—	—	—	—	1	1	—	
33661	Ship & boat building	(F)	(D)	(D)	2	—	—	—	—	—	—	1	1	—	
<b>42</b>	<b>Wholesale trade</b>	<b>259</b>	<b>1 234</b>	<b>5 077</b>	<b>33</b>	<b>13</b>	<b>10</b>	<b>8</b>	<b>2</b>	—	—	—	—	—	
421	Wholesale trade, durable goods	130	782	3 274	20	9	6	4	1	—	—	—	—	—	
422	Wholesale trade, nondurable goods	129	452	1 803	13	4	4	4	1	—	—	—	—	—	

See footnotes at end of table.

**Table 6. Counties—Employees, Payroll, and Establishments by Industry: 2001—Con.**

[Excludes most government employees, railroad employees, and self-employed persons. Size class 1 to 4 includes establishments with payroll, but no employees, during mid-March pay period. (D) denotes figures withheld to avoid disclosing data for individual companies; the data are included in broader industry totals. Detailed industries with 100 or more employees are shown if industry was not a (D). For explanation of terms, abbreviations, and data reliability/comparability, see introductory text]

NAICS code	Industry	Number of employees for week including March 12	Payroll (\$1,000)		Total number of establishments	Number of establishments by employment-size class								
			First quarter	Annual		1 to 4	5 to 9	10 to 19	20 to 49	50 to 99	100 to 249	250 to 499	500 to 999	1,000 or more
<b>MORRISON—Con.</b>														
<b>44-45</b>	<b>Retail trade</b> .....	<b>1 747</b>	<b>7 037</b>	<b>29 812</b>	<b>146</b>	<b>59</b>	<b>43</b>	<b>27</b>	<b>13</b>	<b>1</b>	<b>3</b>	—	—	—
441	Motor vehicle & parts dealers .....	271	2 004	8 397	15	2	5	3	4	1	—	—	—	—
4412	Other motor vehicle dealers .....	(C)	(D)	(D)	4	1	1	—	1	1	—	—	—	—
44122	Motorcycle & boat & other MV dealers .....	(C)	(D)	(D)	3	1	—	—	1	1	—	—	—	—
444	Bldg material & garden equip & supp dealers .....	183	703	3 503	28	9	13	5	1	—	—	—	—	—
4441	Building material & supplies dealers .....	109	399	1 781	17	4	9	4	—	—	—	—	—	—
445	Food & beverage stores .....	656	2 140	8 888	34	12	8	6	6	—	2	—	—	—
4451	Grocery stores .....	497	1 544	6 480	15	4	3	2	4	—	2	—	—	—
44511	Grocery (except convenience) stores .....	429	1 386	5 696	12	4	2	1	3	—	2	—	—	—
445110	Grocery (except convenience) stores .....	429	1 386	5 696	12	4	2	1	3	—	2	—	—	—
447	Gasoline stations .....	184	572	2 327	20	7	3	9	1	—	—	—	—	—
4471	Gasoline stations .....	184	572	2 327	20	7	3	9	1	—	—	—	—	—
44711	Gasoline stations with convenience stores .....	127	359	1 450	15	5	2	8	—	—	—	—	—	—
447110	Gasoline stations with convenience stores .....	127	359	1 450	15	5	2	8	—	—	—	—	—	—
452	General merchandise stores .....	(C)	(D)	(D)	3	1	1	—	—	—	1	—	—	—
4521	Department stores .....	(C)	(D)	(D)	1	—	—	—	—	—	1	—	—	—
45211	Department stores .....	(C)	(D)	(D)	1	—	—	—	—	—	1	—	—	—
<b>48-49</b>	<b>Transportation &amp; warehousing</b> .....	<b>215</b>	<b>717</b>	<b>3 418</b>	<b>53</b>	<b>38</b>	<b>8</b>	<b>5</b>	<b>2</b>	—	—	—	—	—
484	Truck transportation .....	103	489	2 519	42	34	6	2	—	—	—	—	—	—
485	Transit & ground passenger transportation .....	(C)	(D)	(D)	9	3	1	3	2	—	—	—	—	—
<b>51</b>	<b>Information</b> .....	<b>97</b>	<b>328</b>	<b>1 421</b>	<b>7</b>	<b>3</b>	<b>1</b>	<b>2</b>	<b>1</b>	—	—	—	—	—
<b>52</b>	<b>Finance &amp; insurance</b> .....	<b>296</b>	<b>2 069</b>	<b>8 598</b>	<b>48</b>	<b>28</b>	<b>12</b>	<b>3</b>	<b>5</b>	—	—	—	—	—
522	Credit intermediation & related activities .....	193	1 489	6 028	14	1	6	2	5	—	—	—	—	—
5221	Depository credit intermediation .....	(C)	(D)	(D)	13	1	5	2	5	—	—	—	—	—
52211	Commercial banking .....	151	1 179	4 764	10	1	3	2	4	—	—	—	—	—
522110	Commercial banking .....	151	1 179	4 764	10	1	3	2	4	—	—	—	—	—
<b>53</b>	<b>Real estate &amp; rental &amp; leasing</b> .....	<b>(B)</b>	<b>(D)</b>	<b>(D)</b>	<b>12</b>	<b>9</b>	<b>1</b>	<b>2</b>	—	—	—	—	—	—
<b>54</b>	<b>Professional, scientific &amp; technical services</b> .....	<b>104</b>	<b>766</b>	<b>2 656</b>	<b>29</b>	<b>19</b>	<b>8</b>	<b>2</b>	—	—	—	—	—	—
541	Professional, scientific & technical services .....	104	766	2 656	29	19	8	2	—	—	—	—	—	—
<b>55</b>	<b>Management of companies &amp; enterprises</b> .....	<b>(A)</b>	<b>(D)</b>	<b>(D)</b>	<b>1</b>	<b>1</b>	—	—	—	—	—	—	—	—
<b>56</b>	<b>Admin, support, waste mgt, remediation services</b> .....	<b>223</b>	<b>845</b>	<b>3 261</b>	<b>33</b>	<b>22</b>	<b>7</b>	<b>2</b>	—	<b>2</b>	—	—	—	—
561	Administrative & support services .....	192	726	2 727	24	16	4	2	—	2	—	—	—	—
<b>61</b>	<b>Educational services</b> .....	<b>217</b>	<b>1 015</b>	<b>3 997</b>	<b>8</b>	<b>3</b>	<b>1</b>	<b>1</b>	<b>2</b>	—	<b>1</b>	—	—	—
611	Educational services .....	217	1 015	3 997	8	3	1	1	2	—	1	—	—	—
6111	Elementary & secondary schools .....	209	972	3 759	5	1	—	1	2	—	1	—	—	—
61111	Elementary & secondary schools .....	209	972	3 759	5	1	—	1	2	—	1	—	—	—
611110	Elementary & secondary schools .....	209	972	3 759	5	1	—	1	2	—	1	—	—	—
<b>62</b>	<b>Health care and social assistance</b> .....	<b>1 596</b>	<b>9 320</b>	<b>39 950</b>	<b>66</b>	<b>24</b>	<b>16</b>	<b>13</b>	<b>5</b>	<b>5</b>	<b>2</b>	<b>1</b>	—	—
621	Ambulatory health care services .....	327	2 673	13 610	27	9	8	7	2	1	—	—	—	—
6211	Offices of physicians .....	171	1 582	7 293	7	1	2	2	1	1	—	—	—	—
62111	Offices of physicians .....	171	1 582	7 293	7	1	2	2	1	1	—	—	—	—
621111	Offices of physicians (exc mental health) .....	171	1 582	7 293	7	1	2	2	1	1	—	—	—	—
622	Hospitals .....	(E)	(D)	(D)	1	—	—	—	—	—	—	1	—	—
6221	General medical & surgical hospitals .....	(E)	(D)	(D)	1	—	—	—	—	—	—	1	—	—
62211	General medical & surgical hospitals .....	(E)	(D)	(D)	1	—	—	—	—	—	—	1	—	—
623	Nursing & residential care facilities .....	670	3 167	12 479	19	2	8	3	1	3	2	—	—	—
6231	Nursing care facilities .....	550	2 743	10 662	5	—	—	—	—	3	2	—	—	—
62311	Nursing care facilities .....	550	2 743	10 662	5	—	—	—	—	3	2	—	—	—
623110	Nursing care facilities .....	550	2 743	10 662	5	—	—	—	—	3	2	—	—	—
624	Social assistance .....	(C)	(D)	(D)	19	13	—	3	2	1	—	—	—	—
6243	Vocational rehabilitation services .....	143	304	1 401	3	—	—	1	1	1	—	—	—	—
62431	Vocational rehabilitation services .....	143	304	1 401	3	—	—	1	1	1	—	—	—	—
624310	Vocational rehabilitation services .....	143	304	1 401	3	—	—	1	1	1	—	—	—	—
<b>71</b>	<b>Arts, entertainment &amp; recreation</b> .....	<b>(B)</b>	<b>(D)</b>	<b>(D)</b>	<b>17</b>	<b>12</b>	<b>5</b>	—	—	—	—	—	—	—
<b>72</b>	<b>Accommodation &amp; food services</b> .....	<b>899</b>	<b>1 731</b>	<b>8 398</b>	<b>79</b>	<b>38</b>	<b>11</b>	<b>13</b>	<b>14</b>	<b>3</b>	—	—	—	—
721	Accommodation .....	118	261	1 405	11	6	—	2	3	—	—	—	—	—
722	Food services & drinking places .....	781	1 470	6 993	68	32	11	11	11	3	—	—	—	—
7221	Full-service restaurants .....	311	556	2 683	22	7	4	4	6	1	—	—	—	—
72211	Full-service restaurants .....	311	556	2 683	22	7	4	4	6	1	—	—	—	—
722110	Full-service restaurants .....	311	556	2 683	22	7	4	4	6	1	—	—	—	—
7222	Limited-service eating places .....	317	655	3 092	18	8	1	3	4	2	—	—	—	—
72221	Limited-service eating places .....	317	655	3 092	18	8	1	3	4	2	—	—	—	—
722211	Limited-service restaurants .....	268	494	2 334	12	5	—	2	3	2	—	—	—	—

See footnotes at end of table.

**Table 6. Counties—Employees, Payroll, and Establishments by Industry: 2001—Con.**

[Excludes most government employees, railroad employees, and self-employed persons. Size class 1 to 4 includes establishments with payroll, but no employees, during mid-March pay period. (D) denotes figures withheld to avoid disclosing data for individual companies; the data are included in broader industry totals. Detailed industries with 100 or more employees are shown if industry was not a (D). For explanation of terms, abbreviations, and data reliability/comparability, see introductory text]

NAICS code	Industry	Number of employees for week including March 12	Payroll (\$1,000)		Total number of establishments	Number of establishments by employment-size class								
			First quarter	Annual		1 to 4	5 to 9	10 to 19	20 to 49	50 to 99	100 to 249	250 to 499	500 to 999	1,000 or more
<b>MORRISON—Con.</b>														
<b>81</b>	<b>Other services (except public administration)</b>	<b>608</b>	<b>2 051</b>	<b>8 813</b>	<b>118</b>	<b>76</b>	<b>24</b>	<b>16</b>	<b>1</b>	<b>1</b>	—	—	—	—
811	Repair & maintenance	133	616	2 562	36	25	8	2	1	—	—	—	—	—
8111	Automotive repair & maintenance	107	485	2 078	27	18	7	1	1	—	—	—	—	—
813	Religious, grantmaking, civic, prof & like organizations	417	1 203	4 993	64	37	15	11	—	1	—	—	—	—
8131	Religious organizations	244	898	3 673	33	22	6	4	—	1	—	—	—	—
81311	Religious organizations	244	898	3 673	33	22	6	4	—	1	—	—	—	—
813110	Religious organizations	244	898	3 673	33	22	6	4	—	1	—	—	—	—
8134	Civic & social organizations	101	128	541	16	6	6	4	—	—	—	—	—	—
81341	Civic & social organizations	101	128	541	16	6	6	4	—	—	—	—	—	—
813410	Civic & social organizations	101	128	541	16	6	6	4	—	—	—	—	—	—
<b>99</b>	<b>Unclassified establishments</b>	<b>(A)</b>	<b>(D)</b>	<b>(D)</b>	<b>15</b>	<b>15</b>	—	—	—	—	—	—	—	—
<b>MOWER</b>														
	<b>Total</b>	<b>13 409</b>	<b>86 338</b>	<b>375 957</b>	<b>920</b>	<b>459</b>	<b>226</b>	<b>123</b>	<b>74</b>	<b>22</b>	<b>12</b>	<b>1</b>	<b>2</b>	<b>1</b>
<b>11</b>	<b>Forestry, fishing, hunting, and agriculture support</b>	<b>(B)</b>	<b>(D)</b>	<b>(D)</b>	<b>3</b>	<b>2</b>	—	—	—	<b>1</b>	—	—	—	—
<b>21</b>	<b>Mining</b>	<b>(A)</b>	<b>(D)</b>	<b>(D)</b>	<b>2</b>	—	<b>2</b>	—	—	—	—	—	—	—
<b>22</b>	<b>Utilities</b>	<b>(A)</b>	<b>(D)</b>	<b>(D)</b>	<b>2</b>	<b>1</b>	<b>1</b>	—	—	—	—	—	—	—
<b>23</b>	<b>Construction</b>	<b>534</b>	<b>4 268</b>	<b>17 427</b>	<b>90</b>	<b>50</b>	<b>24</b>	<b>9</b>	<b>7</b>	—	—	—	—	—
233	Building, developing & general contracting	157	1 001	4 049	25	13	6	4	2	—	—	—	—	—
235	Special trade contractors	341	3 068	11 777	57	32	16	4	5	—	—	—	—	—
2351	Plumbing, heating & AC contractor	120	1 169	4 217	16	7	5	2	2	—	—	—	—	—
23511	Plumbing, heating & AC contractor	120	1 169	4 217	16	7	5	2	2	—	—	—	—	—
235110	Plumbing, heating & AC contractor	120	1 169	4 217	16	7	5	2	2	—	—	—	—	—
<b>31-33</b>	<b>Manufacturing</b>	<b>3 238</b>	<b>30 548</b>	<b>134 832</b>	<b>35</b>	<b>16</b>	<b>4</b>	<b>4</b>	<b>6</b>	<b>1</b>	<b>3</b>	—	—	<b>1</b>
311	Food mfg	(G)	(D)	(D)	5	1	—	2	1	—	—	—	—	1
3116	Animal slaughtering & processing	(G)	(D)	(D)	3	1	—	1	—	—	—	—	—	1
31161	Animal slaughtering & processing	(G)	(D)	(D)	3	1	—	1	—	—	—	—	—	1
322	Paper mfg	(E)	(D)	(D)	2	—	—	—	—	—	2	—	—	—
3222	Converted paper product mfg	(E)	(D)	(D)	2	—	—	—	—	—	2	—	—	—
32221	Paperboard container mfg	(C)	(D)	(D)	1	—	—	—	—	—	1	—	—	—
32222	Paper bag & coated & treated paper mfg	(C)	(D)	(D)	1	—	—	—	—	—	1	—	—	—
323	Printing & related support activities	114	811	3 149	3	—	1	—	1	1	—	—	—	—
3231	Printing & related support activities	114	811	3 149	3	—	1	—	1	1	—	—	—	—
32311	Printing	114	811	3 149	3	—	1	—	1	1	—	—	—	—
333	Machinery mfg	280	1 347	5 411	6	2	—	1	2	—	1	—	—	—
3332	Industrial machinery mfg	(C)	(D)	(D)	2	1	—	—	—	—	1	—	—	—
33329	Other industrial machinery mfg	(C)	(D)	(D)	2	1	—	—	—	—	1	—	—	—
<b>42</b>	<b>Wholesale trade</b>	<b>289</b>	<b>1 735</b>	<b>7 877</b>	<b>41</b>	<b>16</b>	<b>11</b>	<b>14</b>	—	—	—	—	—	—
421	Wholesale trade, durable goods	115	602	2 683	18	7	6	5	—	—	—	—	—	—
422	Wholesale trade, nondurable goods	174	1 133	5 194	23	9	5	9	—	—	—	—	—	—
<b>44-45</b>	<b>Retail trade</b>	<b>1 912</b>	<b>7 089</b>	<b>29 950</b>	<b>176</b>	<b>77</b>	<b>53</b>	<b>28</b>	<b>12</b>	<b>2</b>	<b>3</b>	<b>1</b>	—	—
441	Motor vehicle & parts dealers	236	1 420	6 535	18	5	5	4	3	1	—	—	—	—
4411	Automobile dealers	155	919	4 327	8	2	—	3	2	1	—	—	—	—
44111	New car dealers	113	686	3 079	3	—	—	—	2	1	—	—	—	—
441110	New car dealers	113	686	3 079	3	—	—	—	2	1	—	—	—	—
444	Bldg material & garden equip & supp dealers	119	699	2 551	23	13	5	4	1	—	—	—	—	—
4441	Building material & supplies dealers	105	633	2 103	17	8	4	4	1	—	—	—	—	—
445	Food & beverage stores	665	2 031	8 687	34	12	11	6	2	1	1	1	—	—
4451	Grocery stores	546	1 699	7 196	17	5	5	3	1	1	1	1	—	—
44511	Grocery (except convenience) stores	511	1 617	6 918	12	4	2	2	1	1	1	1	—	—
445110	Grocery (except convenience) stores	511	1 617	6 918	12	4	2	2	1	1	1	1	—	—
447	Gasoline stations	224	527	2 403	26	4	13	8	1	—	—	—	—	—
4471	Gasoline stations	224	527	2 403	26	4	13	8	1	—	—	—	—	—
44711	Gasoline stations with convenience stores	201	477	2 003	21	2	10	8	1	—	—	—	—	—
447110	Gasoline stations with convenience stores	201	477	2 003	21	2	10	8	1	—	—	—	—	—
448	Clothing & clothing accessories stores	125	289	1 221	21	12	7	—	2	—	—	—	—	—
452	General merchandise stores	264	961	4 002	4	—	1	—	1	—	2	—	—	—
4521	Department stores	(C)	(D)	(D)	2	—	—	—	—	—	2	—	—	—
45211	Department stores	(C)	(D)	(D)	2	—	—	—	—	—	2	—	—	—
<b>48-49</b>	<b>Transportation &amp; warehousing</b>	<b>343</b>	<b>1 729</b>	<b>7 187</b>	<b>38</b>	<b>23</b>	<b>6</b>	<b>6</b>	—	<b>3</b>	—	—	—	—
484	Truck transportation	205	1 308	5 672	22	16	1	3	—	2	—	—	—	—
4841	General freight trucking	142	929	4 355	12	7	1	3	—	1	—	—	—	—
485	Transit & ground passenger transportation	107	251	867	10	5	2	2	—	1	—	—	—	—
<b>51</b>	<b>Information</b>	<b>165</b>	<b>1 095</b>	<b>4 681</b>	<b>19</b>	<b>10</b>	<b>3</b>	<b>4</b>	<b>1</b>	<b>1</b>	—	—	—	—

See footnotes at end of table.

**Table 6. Counties—Employees, Payroll, and Establishments by Industry: 2001—Con.**

[Excludes most government employees, railroad employees, and self-employed persons. Size class 1 to 4 includes establishments with payroll, but no employees, during mid-March pay period. (D) denotes figures withheld to avoid disclosing data for individual companies; the data are included in broader industry totals. Detailed industries with 100 or more employees are shown if industry was not a (D). For explanation of terms, abbreviations, and data reliability/comparability, see introductory text]

NAICS code	Industry	Number of employees for week including March 12	Payroll (\$1,000)		Total number of establishments	Number of establishments by employment-size class								
			First quarter	Annual		1 to 4	5 to 9	10 to 19	20 to 49	50 to 99	100 to 249	250 to 499	500 to 999	1,000 or more
<b>MOWER—Con.</b>														
<b>52</b>	<b>Finance &amp; insurance</b> .....	<b>473</b>	<b>4 005</b>	<b>16 934</b>	<b>64</b>	<b>43</b>	<b>9</b>	<b>6</b>	<b>5</b>	—	<b>1</b>	—	—	—
522	Credit intermediation & related activities .....	267	2 074	8 593	28	12	6	6	4	—	—	—	—	—
5221	Depository credit intermediation .....	(C)	(D)	(D)	24	9	6	5	4	—	—	—	—	—
52211	Commercial banking .....	194	1 501	6 270	18	6	4	5	3	—	—	—	—	—
522110	Commercial banking .....	194	1 501	6 270	18	6	4	5	3	—	—	—	—	—
523	Security, commodity contracts & like activity .....	156	1 631	7 068	12	10	—	—	1	—	1	—	—	—
5239	Other financial investment activities .....	(C)	(D)	(D)	6	4	—	—	1	—	1	—	—	—
52391	Miscellaneous intermediation .....	(C)	(D)	(D)	1	—	—	—	—	—	1	—	—	—
<b>53</b>	<b>Real estate &amp; rental &amp; leasing</b> .....	<b>(B)</b>	<b>(D)</b>	<b>(D)</b>	<b>16</b>	<b>12</b>	<b>4</b>	—	—	—	—	—	—	—
<b>54</b>	<b>Professional, scientific &amp; technical services</b> .....	<b>208</b>	<b>1 488</b>	<b>6 109</b>	<b>38</b>	<b>26</b>	<b>8</b>	<b>2</b>	<b>2</b>	—	—	—	—	—
541	Professional, scientific & technical services .....	208	1 488	6 109	38	26	8	2	2	—	—	—	—	—
5412	Accounting, tax prep, bookkeep, payroll services .....	105	831	3 289	8	4	1	1	2	—	—	—	—	—
54121	Accounting, tax prep, bookkeep, payroll services .....	105	831	3 289	8	4	1	1	2	—	—	—	—	—
<b>55</b>	<b>Management of companies &amp; enterprises</b> .....	<b>(F)</b>	<b>(D)</b>	<b>(D)</b>	<b>5</b>	—	<b>2</b>	<b>1</b>	<b>1</b>	—	—	—	<b>1</b>	—
551	Management of companies & enterprises .....	(F)	(D)	(D)	5	—	2	1	1	—	—	—	1	—
5511	Management of companies & enterprises .....	(F)	(D)	(D)	5	—	2	1	1	—	—	—	1	—
55111	Management of companies & enterprises .....	(F)	(D)	(D)	5	—	2	1	1	—	—	—	1	—
<b>56</b>	<b>Admin, support, waste mgmt, remediation services</b> .....	<b>335</b>	<b>2 487</b>	<b>10 815</b>	<b>31</b>	<b>20</b>	<b>5</b>	<b>2</b>	<b>2</b>	<b>1</b>	<b>1</b>	—	—	—
561	Administrative & support services .....	(C)	(D)	(D)	30	20	5	2	2	1	—	—	—	—
562	Waste management & remediation services .....	(C)	(D)	(D)	1	—	—	—	—	—	1	—	—	—
5629	Remediation & oth waste management services .....	(C)	(D)	(D)	1	—	—	—	—	—	1	—	—	—
56299	All other waste management services .....	(C)	(D)	(D)	1	—	—	—	—	—	1	—	—	—
<b>61</b>	<b>Educational services</b> .....	<b>83</b>	<b>347</b>	<b>1 425</b>	<b>7</b>	<b>4</b>	<b>1</b>	<b>1</b>	—	<b>1</b>	—	—	—	—
<b>62</b>	<b>Health care and social assistance</b> .....	<b>2 837</b>	<b>15 708</b>	<b>64 480</b>	<b>125</b>	<b>31</b>	<b>57</b>	<b>17</b>	<b>9</b>	<b>7</b>	<b>3</b>	—	<b>1</b>	—
621	Ambulatory health care services .....	310	1 870	8 264	49	19	22	6	2	—	—	—	—	—
6212	Offices of dentists .....	105	853	3 724	17	8	6	2	1	—	—	—	—	—
62121	Offices of dentists .....	105	853	3 724	17	8	6	2	1	—	—	—	—	—
621210	Offices of dentists .....	105	853	3 724	17	8	6	2	1	—	—	—	—	—
622	Hospitals .....	(F)	(D)	(D)	1	—	—	—	—	—	—	—	1	—
6221	General medical & surgical hospitals .....	(F)	(D)	(D)	1	—	—	—	—	—	—	—	1	—
62211	General medical & surgical hospitals .....	(F)	(D)	(D)	1	—	—	—	—	—	—	—	1	—
623	Nursing & residential care facilities .....	1 288	5 209	22 421	53	1	31	10	3	6	2	—	—	—
6231	Nursing care facilities .....	727	3 041	12 746	7	—	—	—	—	5	2	—	—	—
62311	Nursing care facilities .....	727	3 041	12 746	7	—	—	—	—	5	2	—	—	—
623110	Nursing care facilities .....	727	3 041	12 746	7	—	—	—	—	5	2	—	—	—
6232	Residential mental retardation, health facil .....	(E)	(D)	(D)	43	1	31	9	2	—	—	—	—	—
62321	Residential mental retardation facilities .....	244	934	3 999	22	1	11	8	2	—	—	—	—	—
623210	Residential mental retardation facilities .....	244	934	3 999	22	1	11	8	2	—	—	—	—	—
62322	Residential mental health, subst abuse facil ..	(C)	(D)	(D)	21	—	20	1	—	—	—	—	—	—
6239	Other residential care facilities .....	(C)	(D)	(D)	2	—	—	—	1	1	—	—	—	—
62399	Other residential care facilities .....	(C)	(D)	(D)	2	—	—	—	1	1	—	—	—	—
624	Social assistance .....	(E)	(D)	(D)	22	11	4	1	4	1	1	—	—	—
6241	Individual & family services .....	(E)	(D)	(D)	14	4	3	1	4	1	1	—	—	—
62412	Services for elderly & disabled persons .....	(C)	(D)	(D)	8	3	1	—	3	1	—	—	—	—
62419	Other individual & family services .....	217	529	2 366	4	1	2	—	—	—	1	—	—	—
624190	Other individual & family services .....	217	529	2 366	4	1	2	—	—	—	1	—	—	—
<b>71</b>	<b>Arts, entertainment &amp; recreation</b> .....	<b>60</b>	<b>214</b>	<b>1 138</b>	<b>9</b>	<b>6</b>	<b>2</b>	—	<b>1</b>	—	—	—	—	—
<b>72</b>	<b>Accommodation &amp; food services</b> .....	<b>1 220</b>	<b>2 453</b>	<b>10 093</b>	<b>76</b>	<b>32</b>	<b>10</b>	<b>9</b>	<b>20</b>	<b>5</b>	—	—	—	—
721	Accommodation .....	142	383	1 535	7	3	1	2	—	1	—	—	—	—
7211	Traveler accommodation .....	(C)	(D)	(D)	6	2	1	2	—	1	—	—	—	—
72111	Hotels (exc casino hotels) & motels .....	(C)	(D)	(D)	6	2	1	2	—	1	—	—	—	—
722	Food services & drinking places .....	1 078	2 070	8 558	69	29	9	7	20	4	—	—	—	—
7221	Full-service restaurants .....	488	952	3 961	22	6	1	4	9	2	—	—	—	—
72211	Full-service restaurants .....	488	952	3 961	22	6	1	4	9	2	—	—	—	—
722110	Full-service restaurants .....	488	952	3 961	22	6	1	4	9	2	—	—	—	—
7222	Limited-service eating places .....	450	855	3 513	27	10	4	2	9	2	—	—	—	—
72221	Limited-service eating places .....	450	855	3 513	27	10	4	2	9	2	—	—	—	—
722211	Limited-service restaurants .....	386	789	3 150	20	7	2	2	7	2	—	—	—	—

See footnotes at end of table.

**Table 6. Counties—Employees, Payroll, and Establishments by Industry: 2001—Con.**

[Excludes most government employees, railroad employees, and self-employed persons. Size class 1 to 4 includes establishments with payroll, but no employees, during mid-March pay period. (D) denotes figures withheld to avoid disclosing data for individual companies; the data are included in broader industry totals. Detailed industries with 100 or more employees are shown if industry was not a (D). For explanation of terms, abbreviations, and data reliability/comparability, see introductory text]

NAICS code	Industry	Number of employees for week including March 12	Payroll (\$1,000)		Total number of establishments	Number of establishments by employment-size class								
			First quarter	Annual		1 to 4	5 to 9	10 to 19	20 to 49	50 to 99	100 to 249	250 to 499	500 to 999	1,000 or more
<b>MOWER—Con.</b>														
<b>81</b>	<b>Other services (except public administration) .....</b>	<b>925</b>	<b>2 779</b>	<b>11 392</b>	<b>133</b>	<b>81</b>	<b>23</b>	<b>20</b>	<b>8</b>	—	<b>1</b>	—	—	—
811	Repair & maintenance .....	227	1 008	3 989	44	32	5	4	3	—	—	—	—	—
8111	Automotive repair & maintenance .....	152	686	2 727	34	27	3	2	2	—	—	—	—	—
812	Personal & laundry services .....	127	492	2 098	24	13	6	5	—	—	—	—	—	—
813	Religious, grantmaking, civic, prof & like organizations .....	571	1 279	5 305	65	36	12	11	5	—	<b>1</b>	—	—	—
8131	Religious organizations .....	239	578	2 400	40	24	8	7	1	—	—	—	—	—
81311	Religious organizations .....	239	578	2 400	40	24	8	7	1	—	—	—	—	—
813110	Religious organizations .....	239	578	2 400	40	24	8	7	1	—	—	—	—	—
8134	Civic & social organizations .....	222	340	1 345	16	8	2	4	1	—	<b>1</b>	—	—	—
81341	Civic & social organizations .....	222	340	1 345	16	8	2	4	1	—	<b>1</b>	—	—	—
813410	Civic & social organizations .....	222	340	1 345	16	8	2	4	1	—	<b>1</b>	—	—	—
8139	Business, labor, political, like organizations .....	(C)	(D)	(D)	7	2	2	—	3	—	—	—	—	—
<b>95</b>	<b>Auxiliaries (exc corporate, subsidiary &amp; regional mgt) .....</b>	<b>(A)</b>	<b>(D)</b>	<b>(D)</b>	<b>1</b>	—	<b>1</b>	—	—	—	—	—	—	—
<b>99</b>	<b>Unclassified establishments .....</b>	<b>(A)</b>	<b>(D)</b>	<b>(D)</b>	<b>9</b>	<b>9</b>	—	—	—	—	—	—	—	—
<b>MURRAY</b>														
	<b>Total .....</b>	<b>2 265</b>	<b>9 698</b>	<b>45 048</b>	<b>295</b>	<b>176</b>	<b>66</b>	<b>34</b>	<b>14</b>	<b>4</b>	—	<b>1</b>	—	—
<b>11</b>	<b>Forestry, fishing, hunting, and agriculture support .....</b>	<b>(A)</b>	<b>(D)</b>	<b>(D)</b>	<b>2</b>	<b>2</b>	—	—	—	—	—	—	—	—
<b>21</b>	<b>Mining .....</b>	<b>(A)</b>	<b>(D)</b>	<b>(D)</b>	<b>2</b>	<b>1</b>	<b>1</b>	—	—	—	—	—	—	—
<b>22</b>	<b>Utilities .....</b>	<b>(A)</b>	<b>(D)</b>	<b>(D)</b>	<b>3</b>	<b>2</b>	<b>1</b>	—	—	—	—	—	—	—
<b>23</b>	<b>Construction .....</b>	<b>222</b>	<b>960</b>	<b>7 179</b>	<b>53</b>	<b>38</b>	<b>9</b>	<b>3</b>	<b>3</b>	—	—	—	—	—
235	Special trade contractors .....	104	469	3 278	26	19	4	2	1	—	—	—	—	—
<b>31-33</b>	<b>Manufacturing .....</b>	<b>432</b>	<b>2 215</b>	<b>9 495</b>	<b>10</b>	<b>6</b>	<b>1</b>	<b>1</b>	<b>1</b>	—	—	<b>1</b>	—	—
311	Food mfg .....	(E)	(D)	(D)	5	4	—	—	—	—	—	<b>1</b>	—	—
3116	Animal slaughtering & processing .....	(E)	(D)	(D)	2	1	—	—	—	—	—	<b>1</b>	—	—
31161	Animal slaughtering & processing .....	(E)	(D)	(D)	2	1	—	—	—	—	—	<b>1</b>	—	—
<b>42</b>	<b>Wholesale trade .....</b>	<b>135</b>	<b>777</b>	<b>3 356</b>	<b>15</b>	<b>2</b>	<b>8</b>	<b>4</b>	<b>1</b>	—	—	—	—	—
422	Wholesale trade, nondurable goods .....	103	593	2 594	11	2	5	3	1	—	—	—	—	—
<b>44-45</b>	<b>Retail trade .....</b>	<b>349</b>	<b>1 265</b>	<b>5 449</b>	<b>47</b>	<b>20</b>	<b>12</b>	<b>13</b>	<b>2</b>	—	—	—	—	—
445	Food & beverage stores .....	125	393	1 817	10	1	3	5	1	—	—	—	—	—
<b>48-49</b>	<b>Transportation &amp; warehousing .....</b>	<b>77</b>	<b>390</b>	<b>1 535</b>	<b>19</b>	<b>15</b>	<b>2</b>	<b>2</b>	—	—	—	—	—	—
<b>51</b>	<b>Information .....</b>	<b>43</b>	<b>148</b>	<b>584</b>	<b>6</b>	<b>4</b>	<b>1</b>	—	<b>1</b>	—	—	—	—	—
<b>52</b>	<b>Finance &amp; insurance .....</b>	<b>144</b>	<b>986</b>	<b>3 858</b>	<b>19</b>	<b>7</b>	<b>7</b>	<b>4</b>	<b>1</b>	—	—	—	—	—
522	Credit intermediation & related activities .....	112	804	2 872	10	1	4	4	1	—	—	—	—	—
5221	Depository credit intermediation .....	(C)	(D)	(D)	9	1	3	4	1	—	—	—	—	—
<b>53</b>	<b>Real estate &amp; rental &amp; leasing .....</b>	<b>17</b>	<b>38</b>	<b>157</b>	<b>6</b>	<b>5</b>	—	<b>1</b>	—	—	—	—	—	—
<b>54</b>	<b>Professional, scientific &amp; technical services .....</b>	<b>100</b>	<b>536</b>	<b>2 436</b>	<b>14</b>	<b>8</b>	<b>5</b>	—	—	<b>1</b>	—	—	—	—
541	Professional, scientific & technical services .....	100	536	2 436	14	8	5	—	—	<b>1</b>	—	—	—	—
<b>55</b>	<b>Management of companies &amp; enterprises .....</b>	<b>(A)</b>	<b>(D)</b>	<b>(D)</b>	<b>1</b>	<b>1</b>	—	—	—	—	—	—	—	—
<b>56</b>	<b>Admin, support, waste mgt, remediation services .....</b>	<b>(B)</b>	<b>(D)</b>	<b>(D)</b>	<b>7</b>	<b>4</b>	<b>2</b>	<b>1</b>	—	—	—	—	—	—
<b>62</b>	<b>Health care and social assistance .....</b>	<b>434</b>	<b>1 585</b>	<b>7 027</b>	<b>19</b>	<b>4</b>	<b>8</b>	<b>2</b>	<b>2</b>	<b>3</b>	—	—	—	—
623	Nursing & residential care facilities .....	267	958	4 374	8	—	3	2	1	2	—	—	—	—
<b>71</b>	<b>Arts, entertainment &amp; recreation .....</b>	<b>15</b>	<b>17</b>	<b>193</b>	<b>7</b>	<b>7</b>	—	—	—	—	—	—	—	—
<b>72</b>	<b>Accommodation &amp; food services .....</b>	<b>118</b>	<b>170</b>	<b>875</b>	<b>19</b>	<b>11</b>	<b>4</b>	<b>1</b>	<b>3</b>	—	—	—	—	—
722	Food services & drinking places .....	(C)	(D)	(D)	16	8	4	1	3	—	—	—	—	—
7221	Full-service restaurants .....	102	152	785	12	5	3	1	3	—	—	—	—	—
72211	Full-service restaurants .....	102	152	785	12	5	3	1	3	—	—	—	—	—
722110	Full-service restaurants .....	102	152	785	12	5	3	1	3	—	—	—	—	—
<b>81</b>	<b>Other services (except public administration) .....</b>	<b>124</b>	<b>341</b>	<b>1 313</b>	<b>43</b>	<b>36</b>	<b>5</b>	<b>2</b>	—	—	—	—	—	—
813	Religious, grantmaking, civic, prof & like organizations .....	101	172	801	30	24	4	2	—	—	—	—	—	—
<b>99</b>	<b>Unclassified establishments .....</b>	<b>(A)</b>	<b>(D)</b>	<b>(D)</b>	<b>3</b>	<b>3</b>	—	—	—	—	—	—	—	—

See footnotes at end of table.

**Table 6. Counties—Employees, Payroll, and Establishments by Industry: 2001—Con.**

[Excludes most government employees, railroad employees, and self-employed persons. Size class 1 to 4 includes establishments with payroll, but no employees, during mid-March pay period. (D) denotes figures withheld to avoid disclosing data for individual companies; the data are included in broader industry totals. Detailed industries with 100 or more employees are shown if industry was not a (D). For explanation of terms, abbreviations, and data reliability/comparability, see introductory text]

NAICS code	Industry	Number of employees for week including March 12	Payroll (\$1,000)		Total number of establishments	Number of establishments by employment-size class								
			First quarter	Annual		1 to 4	5 to 9	10 to 19	20 to 49	50 to 99	100 to 249	250 to 499	500 to 999	1,000 or more
<b>NICOLLET</b>														
	<b>Total</b> .....	<b>13 596</b>	<b>82 941</b>	<b>340 227</b>	<b>712</b>	<b>374</b>	<b>137</b>	<b>85</b>	<b>73</b>	<b>17</b>	<b>18</b>	<b>5</b>	<b>2</b>	<b>1</b>
<b>21</b>	<b>Mining</b> .....	<b>(A)</b>	<b>(D)</b>	<b>(D)</b>	<b>1</b>	—	<b>1</b>	—	—	—	—	—	—	—
<b>23</b>	<b>Construction</b> .....	<b>493</b>	<b>3 348</b>	<b>17 423</b>	<b>88</b>	<b>59</b>	<b>15</b>	<b>9</b>	<b>5</b>	—	—	—	—	—
233	Building, developing & general contracting .....	(C)	(D)	(D)	27	20	3	3	1	—	—	—	—	—
234	Heavy construction .....	(C)	(D)	(D)	9	3	3	2	1	—	—	—	—	—
235	Special trade contractors .....	258	1 616	7 209	52	36	9	4	3	—	—	—	—	—
<b>31-33</b>	<b>Manufacturing</b> .....	<b>5 144</b>	<b>32 174</b>	<b>122 411</b>	<b>44</b>	<b>13</b>	<b>5</b>	<b>5</b>	<b>4</b>	<b>2</b>	<b>10</b>	<b>4</b>	—	<b>1</b>
312	Beverage & tobacco product mfg .....	(C)	(D)	(D)	2	1	—	—	—	—	1	—	—	—
3121	Beverage mfg .....	(C)	(D)	(D)	2	1	—	—	—	—	1	—	—	—
31211	Soft drink & ice mfg .....	(C)	(D)	(D)	1	—	—	—	—	—	1	—	—	—
322	Paper mfg .....	(C)	(D)	(D)	1	—	—	—	—	—	1	—	—	—
3222	Converted paper product mfg .....	(C)	(D)	(D)	1	—	—	—	—	—	1	—	—	—
32223	Stationery product mfg .....	(C)	(D)	(D)	1	—	—	—	—	—	1	—	—	—
323	Printing & related support activities .....	(H)	(D)	(D)	9	—	—	2	—	—	3	3	—	1
3231	Printing & related support activities .....	(H)	(D)	(D)	9	—	—	2	—	—	3	3	—	1
32311	Printing .....	(H)	(D)	(D)	9	—	—	2	—	—	3	3	—	1
332	Fabricated metal product mfg .....	123	782	2 597	7	4	1	—	1	1	—	—	—	—
333	Machinery mfg .....	166	1 383	6 468	3	—	—	1	1	—	1	—	—	—
3339	Other general purpose machinery mfg .....	166	1 383	6 468	3	—	—	1	1	—	1	—	—	—
33392	Material handling equipment mfg .....	(C)	(D)	(D)	2	—	—	—	1	—	1	—	—	—
334	Computer & electronic product mfg .....	406	3 873	12 029	6	2	1	—	—	—	3	—	—	—
3344	Semiconductor & oth electronic component mfg .....	395	3 798	11 753	3	—	—	—	—	—	3	—	—	—
33441	Semiconductor & oth electronic component mfg .....	395	3 798	11 753	3	—	—	—	—	—	3	—	—	—
335	Electrical equip, appliance & component mfg .....	(E)	(D)	(D)	1	—	—	—	—	—	—	1	—	—
3353	Electrical equipment mfg .....	(E)	(D)	(D)	1	—	—	—	—	—	—	1	—	—
33531	Electrical equipment mfg .....	(E)	(D)	(D)	1	—	—	—	—	—	—	1	—	—
336	Transportation equipment mfg .....	(C)	(D)	(D)	1	—	—	—	—	—	1	—	—	—
3366	Ship & boat building .....	(C)	(D)	(D)	1	—	—	—	—	—	1	—	—	—
33661	Ship & boat building .....	(C)	(D)	(D)	1	—	—	—	—	—	1	—	—	—
<b>42</b>	<b>Wholesale trade</b> .....	<b>463</b>	<b>3 543</b>	<b>15 919</b>	<b>39</b>	<b>21</b>	<b>8</b>	<b>4</b>	<b>4</b>	—	<b>2</b>	—	—	—
421	Wholesale trade, durable goods .....	293	2 285	10 054	20	8	4	3	4	—	1	—	—	—
4218	Machinery, equipment & supplies whsle .....	217	1 706	7 707	9	1	3	2	2	—	1	—	—	—
42183	Industrial machinery & equipment whsle .....	(C)	(D)	(D)	1	—	—	—	—	—	1	—	—	—
422	Wholesale trade, nondurable goods .....	170	1 258	5 865	19	13	4	1	—	—	1	—	—	—
4224	Grocery & related product whsle .....	(C)	(D)	(D)	3	2	—	—	—	—	1	—	—	—
42249	Other grocery & related products whsle .....	(C)	(D)	(D)	3	2	—	—	—	—	1	—	—	—
<b>44-45</b>	<b>Retail trade</b> .....	<b>932</b>	<b>3 350</b>	<b>15 731</b>	<b>93</b>	<b>43</b>	<b>17</b>	<b>17</b>	<b>14</b>	<b>2</b>	—	—	—	—
441	Motor vehicle & parts dealers .....	129	697	3 653	15	7	3	2	3	—	—	—	—	—
444	Bldg material & garden equip & supp dealers .....	156	822	3 959	14	7	1	2	4	—	—	—	—	—
4441	Building material & supplies dealers .....	(C)	(D)	(D)	10	4	—	2	4	—	—	—	—	—
44419	Other building material dealers .....	106	657	3 157	8	3	—	2	3	—	—	—	—	—
444190	Other building material dealers .....	106	657	3 157	8	3	—	2	3	—	—	—	—	—
445	Food & beverage stores .....	246	808	3 578	15	7	2	2	3	1	—	—	—	—
4451	Grocery stores .....	133	475	1 930	5	3	—	—	1	1	—	—	—	—
44511	Grocery (except convenience) stores .....	133	475	1 930	5	3	—	—	1	1	—	—	—	—
445110	Grocery (except convenience) stores .....	133	475	1 930	5	3	—	—	1	1	—	—	—	—
447	Gasoline stations .....	232	537	2 192	16	4	1	8	2	1	—	—	—	—
4471	Gasoline stations .....	232	537	2 192	16	4	1	8	2	1	—	—	—	—
44711	Gasoline stations with convenience stores .....	(C)	(D)	(D)	14	2	1	8	2	1	—	—	—	—
<b>48-49</b>	<b>Transportation &amp; warehousing</b> .....	<b>300</b>	<b>1 402</b>	<b>6 024</b>	<b>26</b>	<b>16</b>	<b>3</b>	<b>1</b>	<b>5</b>	<b>1</b>	—	—	—	—
484	Truck transportation .....	173	832	3 648	20	15	2	1	1	1	—	—	—	—
4842	Specialized freight trucking .....	(C)	(D)	(D)	5	3	1	—	—	1	—	—	—	—
<b>51</b>	<b>Information</b> .....	<b>179</b>	<b>1 053</b>	<b>5 120</b>	<b>16</b>	<b>7</b>	<b>3</b>	<b>3</b>	<b>3</b>	—	—	—	—	—
513	Broadcasting & telecommunications .....	116	807	3 303	12	6	2	2	2	—	—	—	—	—
5131	Radio & television broadcasting .....	100	637	2 565	7	3	—	2	2	—	—	—	—	—
<b>52</b>	<b>Finance &amp; insurance</b> .....	<b>203</b>	<b>1 407</b>	<b>5 888</b>	<b>47</b>	<b>35</b>	<b>8</b>	<b>1</b>	<b>3</b>	—	—	—	—	—
522	Credit intermediation & related activities .....	131	968	3 729	11	5	2	1	3	—	—	—	—	—
5221	Depository credit intermediation .....	(C)	(D)	(D)	10	4	2	1	3	—	—	—	—	—
52211	Commercial banking .....	(C)	(D)	(D)	7	2	1	1	3	—	—	—	—	—
<b>53</b>	<b>Real estate &amp; rental &amp; leasing</b> .....	<b>210</b>	<b>800</b>	<b>3 325</b>	<b>26</b>	<b>19</b>	<b>2</b>	<b>3</b>	<b>1</b>	—	<b>1</b>	—	—	—
531	Real estate .....	137	396	1 657	18	15	1	1	—	—	1	—	—	—
5311	Lessors of real estate .....	119	349	1 402	9	7	—	1	—	—	1	—	—	—
53112	Lessors of nonres bldg (exc miniwarehouses) .....	(C)	(D)	(D)	3	2	—	—	—	—	1	—	—	—

See footnotes at end of table.



**Table 6. Counties—Employees, Payroll, and Establishments by Industry: 2001—Con.**

[Excludes most government employees, railroad employees, and self-employed persons. Size class 1 to 4 includes establishments with payroll, but no employees, during mid-March pay period. (D) denotes figures withheld to avoid disclosing data for individual companies; the data are included in broader industry totals. Detailed industries with 100 or more employees are shown if industry was not a (D). For explanation of terms, abbreviations, and data reliability/comparability, see introductory text]

NAICS code	Industry	Number of employees for week including March 12	Payroll (\$1,000)		Total number of establishments	Number of establishments by employment-size class								
			First quarter	Annual		1 to 4	5 to 9	10 to 19	20 to 49	50 to 99	100 to 249	250 to 499	500 to 999	1,000 or more
<b>NICOLLET—Con.</b>														
<b>54</b>	<b>Professional, scientific &amp; technical services</b>	<b>490</b>	<b>4 228</b>	<b>17 547</b>	<b>50</b>	<b>35</b>	<b>6</b>	<b>3</b>	<b>3</b>	<b>2</b>	<b>1</b>	—	—	—
541	Professional, scientific & technical services	490	4 228	17 547	50	35	6	3	3	2	1	—	—	—
5412	Accounting, tax prep, bookkeep, payroll services	109	977	4 569	13	10	1	1	—	1	—	—	—	—
54121	Accounting, tax prep, bookkeep, payroll services	109	977	4 569	13	10	1	1	—	1	—	—	—	—
5414	Specialized design services	110	1 140	4 493	4	1	2	—	—	1	—	—	—	—
54143	Graphic design services	(C)	(D)	(D)	3	—	2	—	—	1	—	—	—	—
5415	Computer systems design & related services	(C)	(D)	(D)	7	6	—	—	—	—	1	—	—	—
54151	Computer systems design & related services	(C)	(D)	(D)	7	6	—	—	—	—	1	—	—	—
<b>55</b>	<b>Management of companies &amp; enterprises</b>	<b>(E)</b>	<b>(D)</b>	<b>(D)</b>	<b>4</b>	<b>2</b>	<b>1</b>	—	—	—	—	<b>1</b>	—	—
551	Management of companies & enterprises	(E)	(D)	(D)	4	2	1	—	—	—	—	1	—	—
5511	Management of companies & enterprises	(E)	(D)	(D)	4	2	1	—	—	—	—	1	—	—
55111	Management of companies & enterprises	(E)	(D)	(D)	4	2	1	—	—	—	—	1	—	—
<b>56</b>	<b>Admin, support, waste mgmt, remediation services</b>	<b>425</b>	<b>2 028</b>	<b>8 163</b>	<b>31</b>	<b>14</b>	<b>7</b>	<b>5</b>	<b>2</b>	<b>3</b>	—	—	—	—
561	Administrative & support services	(E)	(D)	(D)	28	13	6	5	2	2	—	—	—	—
<b>61</b>	<b>Educational services</b>	<b>(F)</b>	<b>(D)</b>	<b>(D)</b>	<b>9</b>	<b>4</b>	<b>2</b>	<b>1</b>	—	<b>1</b>	—	—	<b>1</b>	—
611	Educational services	(F)	(D)	(D)	9	4	2	1	—	1	—	—	1	—
6111	Elementary & secondary schools	117	598	2 455	4	—	2	1	—	1	—	—	—	—
61111	Elementary & secondary schools	117	598	2 455	4	—	2	1	—	1	—	—	—	—
611110	Elementary & secondary schools	117	598	2 455	4	—	2	1	—	1	—	—	—	—
6113	Colleges, universities & professional schools	(F)	(D)	(D)	1	—	—	—	—	—	—	—	1	—
61131	Colleges, universities & professional schools	(F)	(D)	(D)	1	—	—	—	—	—	—	—	1	—
<b>62</b>	<b>Health care and social assistance</b>	<b>1 753</b>	<b>14 153</b>	<b>56 380</b>	<b>59</b>	<b>19</b>	<b>20</b>	<b>9</b>	<b>6</b>	<b>2</b>	<b>2</b>	—	<b>1</b>	—
621	Ambulatory health care services	314	2 451	9 473	32	12	11	5	3	1	—	—	—	—
6212	Offices of dentists	101	744	3 343	12	4	4	3	1	—	—	—	—	—
62121	Offices of dentists	101	744	3 343	12	4	4	3	1	—	—	—	—	—
621210	Offices of dentists	101	744	3 343	12	4	4	3	1	—	—	—	—	—
622	Hospitals	(G)	(D)	(D)	2	—	—	—	—	—	1	—	1	—
6221	General medical & surgical hospitals	(C)	(D)	(D)	1	—	—	—	—	—	1	—	—	—
62211	General medical & surgical hospitals	(C)	(D)	(D)	1	—	—	—	—	—	1	—	—	—
6222	Psychiatric & substance abuse hospitals	(F)	(D)	(D)	1	—	—	—	—	—	—	—	1	—
62221	Psychiatric & substance abuse hospitals	(F)	(D)	(D)	1	—	—	—	—	—	—	—	1	—
623	Nursing & residential care facilities	(E)	(D)	(D)	11	—	5	3	1	1	1	—	—	—
6231	Nursing care facilities	(C)	(D)	(D)	2	—	—	1	—	—	1	—	—	—
62311	Nursing care facilities	(C)	(D)	(D)	2	—	—	1	—	—	1	—	—	—
6233	Community care facilities for the elderly	(C)	(D)	(D)	3	—	—	1	1	1	—	—	—	—
62331	Community care facilities for the elderly	(C)	(D)	(D)	3	—	—	1	1	1	—	—	—	—
624	Social assistance	109	378	1 612	14	7	4	1	2	—	—	—	—	—
<b>71</b>	<b>Arts, entertainment &amp; recreation</b>	<b>125</b>	<b>550</b>	<b>2 850</b>	<b>17</b>	<b>10</b>	<b>3</b>	<b>1</b>	<b>3</b>	—	—	—	—	—
713	Amusement, gambling & recreation industries	113	509	2 636	11	5	2	1	3	—	—	—	—	—
7139	Other amusement & recreation industries	113	509	2 636	11	5	2	1	3	—	—	—	—	—
<b>72</b>	<b>Accommodation &amp; food services</b>	<b>945</b>	<b>1 708</b>	<b>7 557</b>	<b>50</b>	<b>11</b>	<b>8</b>	<b>12</b>	<b>15</b>	<b>3</b>	<b>1</b>	—	—	—
721	Accommodation	178	396	1 883	8	3	—	2	2	—	1	—	—	—
7211	Traveler accommodation	(C)	(D)	(D)	7	2	—	2	2	—	1	—	—	—
72111	Hotels (exc casino hotels) & motels	(C)	(D)	(D)	7	2	—	2	2	—	1	—	—	—
722	Food services & drinking places	767	1 312	5 674	42	8	8	10	13	3	—	—	—	—
7221	Full-service restaurants	347	666	2 893	16	2	3	1	9	1	—	—	—	—
72211	Full-service restaurants	347	666	2 893	16	2	3	1	9	1	—	—	—	—
722110	Full-service restaurants	347	666	2 893	16	2	3	1	9	1	—	—	—	—
7222	Limited-service eating places	340	471	2 058	14	2	1	5	4	2	—	—	—	—
72221	Limited-service eating places	340	471	2 058	14	2	1	5	4	2	—	—	—	—
<b>81</b>	<b>Other services (except public administration)</b>	<b>756</b>	<b>3 070</b>	<b>12 717</b>	<b>105</b>	<b>61</b>	<b>26</b>	<b>11</b>	<b>5</b>	<b>1</b>	<b>1</b>	—	—	—
811	Repair & maintenance	156	779	3 315	42	25	16	1	—	—	—	—	—	—
8111	Automotive repair & maintenance	138	683	2 965	33	17	15	1	—	—	—	—	—	—
813	Religious, grantmaking, civic, prof & like organizations	508	2 143	8 807	45	21	9	9	4	1	1	—	—	—
8131	Religious organizations	272	787	3 296	26	11	5	6	3	1	—	—	—	—
81311	Religious organizations	272	787	3 296	26	11	5	6	3	1	—	—	—	—
813110	Religious organizations	272	787	3 296	26	11	5	6	3	1	—	—	—	—
8132	Grantmaking & giving services	(C)	(D)	(D)	3	2	—	—	—	—	1	—	—	—
81321	Grantmaking & giving services	(C)	(D)	(D)	3	2	—	—	—	—	1	—	—	—
<b>95</b>	<b>Auxiliaries (exc corporate, subsidiary &amp; regional mgt)</b>	<b>(A)</b>	<b>(D)</b>	<b>(D)</b>	<b>2</b>	—	<b>2</b>	—	—	—	—	—	—	—
<b>99</b>	<b>Unclassified establishments</b>	<b>5</b>	<b>14</b>	<b>54</b>	<b>5</b>	<b>5</b>	—	—	—	—	—	—	—	—

See footnotes at end of table.

**Table 6. Counties—Employees, Payroll, and Establishments by Industry: 2001—Con.**

[Excludes most government employees, railroad employees, and self-employed persons. Size class 1 to 4 includes establishments with payroll, but no employees, during mid-March pay period. (D) denotes figures withheld to avoid disclosing data for individual companies; the data are included in broader industry totals. Detailed industries with 100 or more employees are shown if industry was not a (D). For explanation of terms, abbreviations, and data reliability/comparability, see introductory text]

NAICS code	Industry	Number of employees for week including March 12	Payroll (\$1,000)		Total number of establishments	Number of establishments by employment-size class								
			First quarter	Annual		1 to 4	5 to 9	10 to 19	20 to 49	50 to 99	100 to 249	250 to 499	500 to 999	1,000 or more
<b>NOBLES</b>														
	<b>Total .....</b>	<b>8 361</b>	<b>43 317</b>	<b>180 741</b>	<b>632</b>	<b>334</b>	<b>135</b>	<b>98</b>	<b>44</b>	<b>9</b>	<b>8</b>	<b>3</b>	<b>-</b>	<b>1</b>
11	<b>Forestry, fishing, hunting, and agriculture support .....</b>	(A)	(D)	(D)	2	1	1	-	-	-	-	-	-	-
21	<b>Mining .....</b>	(A)	(D)	(D)	1	1	-	-	-	-	-	-	-	-
22	<b>Utilities .....</b>	(B)	(D)	(D)	2	-	1	1	-	-	-	-	-	-
23	<b>Construction .....</b>	189	979	5 676	74	63	5	6	-	-	-	-	-	-
235	Special trade contractors .....	133	625	3 425	51	44	3	4	-	-	-	-	-	-
31-33	<b>Manufacturing .....</b>	<b>2 378</b>	<b>16 158</b>	<b>66 550</b>	<b>23</b>	<b>10</b>	<b>3</b>	<b>3</b>	<b>2</b>	<b>1</b>	<b>3</b>	<b>-</b>	<b>-</b>	<b>1</b>
311	Food mfg .....	(G)	(D)	(D)	4	-	1	1	1	-	-	-	-	1
3116	Animal slaughtering & processing .....	(G)	(D)	(D)	1	-	-	-	-	-	-	-	-	1
31161	Animal slaughtering & processing .....	(G)	(D)	(D)	1	-	-	-	-	-	-	-	-	1
321	Wood product mfg .....	(C)	(D)	(D)	2	-	-	-	-	1	1	-	-	-
3219	Other wood product mfg .....	(C)	(D)	(D)	2	-	-	-	-	1	1	-	-	-
32199	All other wood product mfg .....	(C)	(D)	(D)	2	-	-	-	-	1	1	-	-	-
325	Chemical mfg .....	(C)	(D)	(D)	2	-	-	1	-	-	1	-	-	-
3254	Pharmaceutical & medicine mfg .....	(C)	(D)	(D)	2	-	-	1	-	-	1	-	-	-
32541	Pharmaceutical & medicine mfg .....	(C)	(D)	(D)	2	-	-	1	-	-	1	-	-	-
326	Plastics & rubber products mfg .....	(C)	(D)	(D)	2	-	-	1	-	-	1	-	-	-
3261	Plastics product mfg .....	(C)	(D)	(D)	2	-	-	1	-	-	1	-	-	-
32619	Other plastics product mfg .....	(C)	(D)	(D)	2	-	-	1	-	-	1	-	-	-
42	<b>Wholesale trade .....</b>	<b>655</b>	<b>4 103</b>	<b>17 174</b>	<b>32</b>	<b>11</b>	<b>7</b>	<b>8</b>	<b>5</b>	<b>-</b>	<b>-</b>	<b>1</b>	<b>-</b>	<b>-</b>
421	Wholesale trade, durable goods .....	194	1 267	5 730	17	6	4	4	3	-	-	-	-	-
4218	Machinery, equipment & supplies whse .....	120	760	3 696	10	2	3	3	2	-	-	-	-	-
422	Wholesale trade, nondurable goods .....	461	2 836	11 444	15	5	3	4	2	-	-	1	-	-
4224	Grocery & related product whse .....	(E)	(D)	(D)	1	-	-	-	-	-	-	1	-	-
42245	Confectionery whse .....	(E)	(D)	(D)	1	-	-	-	-	-	-	1	-	-
44-45	<b>Retail trade .....</b>	<b>1 480</b>	<b>5 266</b>	<b>22 755</b>	<b>135</b>	<b>58</b>	<b>44</b>	<b>20</b>	<b>9</b>	<b>1</b>	<b>2</b>	<b>1</b>	<b>-</b>	<b>-</b>
441	Motor vehicle & parts dealers .....	170	1 012	4 587	18	6	8	1	3	-	-	-	-	-
444	Bldg material & garden equip & supp dealers .....	150	682	2 994	26	12	8	4	2	-	-	-	-	-
4441	Building material & supplies dealers .....	126	579	2 448	15	3	6	4	2	-	-	-	-	-
445	Food & beverage stores .....	350	938	3 940	24	8	9	4	1	1	1	-	-	-
4451	Grocery stores .....	(E)	(D)	(D)	10	3	2	3	-	1	1	-	-	-
44511	Grocery (except convenience) stores .....	254	764	3 178	9	3	1	3	-	1	1	-	-	-
445110	Grocery (except convenience) stores .....	254	764	3 178	9	3	1	3	-	1	1	-	-	-
448	Clothing & clothing accessories stores .....	134	354	1 394	19	8	8	2	1	-	-	-	-	-
4481	Clothing stores .....	103	266	1 027	10	1	6	2	1	-	-	-	-	-
452	General merchandise stores .....	(E)	(D)	(D)	3	-	1	-	-	-	1	1	-	-
4521	Department stores .....	(C)	(D)	(D)	1	-	-	-	-	-	1	-	-	-
45211	Department stores .....	(C)	(D)	(D)	1	-	-	-	-	-	1	-	-	-
4529	Other general merchandise stores .....	(E)	(D)	(D)	2	-	1	-	-	-	-	1	-	-
45291	Warehouse clubs & superstores .....	(E)	(D)	(D)	1	-	-	-	-	-	-	1	-	-
48-49	<b>Transportation &amp; warehousing .....</b>	<b>327</b>	<b>1 821</b>	<b>7 240</b>	<b>45</b>	<b>26</b>	<b>7</b>	<b>7</b>	<b>5</b>	<b>-</b>	<b>-</b>	<b>-</b>	<b>-</b>	<b>-</b>
484	Truck transportation .....	219	1 414	5 624	37	24	6	4	3	-	-	-	-	-
4841	General freight trucking .....	(C)	(D)	(D)	20	15	1	1	3	-	-	-	-	-
48412	General freight trucking, long-distance .....	111	901	3 713	16	12	1	1	2	-	-	-	-	-
484121	General freight trucking, long-distance, TL .....	111	901	3 713	16	12	1	1	2	-	-	-	-	-
51	<b>Information .....</b>	<b>136</b>	<b>607</b>	<b>2 666</b>	<b>11</b>	<b>8</b>	<b>-</b>	<b>1</b>	<b>1</b>	<b>1</b>	<b>-</b>	<b>-</b>	<b>-</b>	<b>-</b>
52	<b>Finance &amp; insurance .....</b>	<b>294</b>	<b>2 189</b>	<b>8 183</b>	<b>48</b>	<b>29</b>	<b>8</b>	<b>8</b>	<b>3</b>	<b>-</b>	<b>-</b>	<b>-</b>	<b>-</b>	<b>-</b>
522	Credit intermediation & related activities .....	214	1 641	6 362	17	2	5	7	3	-	-	-	-	-
5221	Depository credit intermediation .....	(C)	(D)	(D)	14	1	4	7	2	-	-	-	-	-
52211	Commercial banking .....	166	1 109	4 435	13	1	4	6	2	-	-	-	-	-
522110	Commercial banking .....	166	1 109	4 435	13	1	4	6	2	-	-	-	-	-
53	<b>Real estate &amp; rental &amp; leasing .....</b>	<b>(B)</b>	<b>(D)</b>	<b>(D)</b>	<b>14</b>	<b>12</b>	<b>1</b>	<b>-</b>	<b>1</b>	<b>-</b>	<b>-</b>	<b>-</b>	<b>-</b>	<b>-</b>
54	<b>Professional, scientific &amp; technical services .....</b>	<b>185</b>	<b>1 419</b>	<b>4 917</b>	<b>27</b>	<b>16</b>	<b>4</b>	<b>4</b>	<b>3</b>	<b>-</b>	<b>-</b>	<b>-</b>	<b>-</b>	<b>-</b>
541	Professional, scientific & technical services .....	185	1 419	4 917	27	16	4	4	3	-	-	-	-	-
55	<b>Management of companies &amp; enterprises .....</b>	<b>(B)</b>	<b>(D)</b>	<b>(D)</b>	<b>1</b>	<b>-</b>	<b>-</b>	<b>-</b>	<b>1</b>	<b>-</b>	<b>-</b>	<b>-</b>	<b>-</b>	<b>-</b>
56	<b>Admin, support, waste mgt, remediation services .....</b>	<b>103</b>	<b>348</b>	<b>1 536</b>	<b>17</b>	<b>8</b>	<b>6</b>	<b>2</b>	<b>1</b>	<b>-</b>	<b>-</b>	<b>-</b>	<b>-</b>	<b>-</b>
61	<b>Educational services .....</b>	<b>(B)</b>	<b>(D)</b>	<b>(D)</b>	<b>4</b>	<b>2</b>	<b>-</b>	<b>2</b>	<b>-</b>	<b>-</b>	<b>-</b>	<b>-</b>	<b>-</b>	<b>-</b>

See footnotes at end of table.

**Table 6. Counties—Employees, Payroll, and Establishments by Industry: 2001—Con.**

[Excludes most government employees, railroad employees, and self-employed persons. Size class 1 to 4 includes establishments with payroll, but no employees, during mid-March pay period. (D) denotes figures withheld to avoid disclosing data for individual companies; the data are included in broader industry totals. Detailed industries with 100 or more employees are shown if industry was not a (D). For explanation of terms, abbreviations, and data reliability/comparability, see introductory text]

NAICS code	Industry	Number of employees for week including March 12	Payroll (\$1,000)		Total number of establishments	Number of establishments by employment-size class								
			First quarter	Annual		1 to 4	5 to 9	10 to 19	20 to 49	50 to 99	100 to 249	250 to 499	500 to 999	1,000 or more
<b>NOBLES—Con.</b>														
<b>62</b>	<b>Health care and social assistance</b> .....	<b>1 387</b>	<b>6 989</b>	<b>29 685</b>	<b>55</b>	<b>11</b>	<b>20</b>	<b>14</b>	<b>2</b>	<b>4</b>	<b>3</b>	<b>1</b>	—	—
621	Ambulatory health care services .....	252	2 611	11 247	20	4	11	4	—	—	1	—	—	—
6211	Offices of physicians .....	145	1 875	8 121	4	—	2	1	—	—	1	—	—	—
62111	Offices of physicians .....	145	1 875	8 121	4	—	2	1	—	—	1	—	—	—
621111	Offices of physicians (exc mental health) ...	145	1 875	8 121	4	—	2	1	—	—	1	—	—	—
622	Hospitals .....	(E)	(D)	(D)	2	—	—	—	—	1	—	1	—	—
6221	General medical & surgical hospitals .....	(E)	(D)	(D)	2	—	—	—	—	1	—	1	—	—
62211	General medical & surgical hospitals .....	(E)	(D)	(D)	2	—	—	—	—	1	—	1	—	—
623	Nursing & residential care facilities .....	321	1 258	5 063	17	1	6	7	1	2	—	—	—	—
6231	Nursing care facilities .....	(C)	(D)	(D)	2	—	—	—	—	2	—	—	—	—
62311	Nursing care facilities .....	(C)	(D)	(D)	2	—	—	—	—	2	—	—	—	—
6232	Residential mental retardation, health facil .....	(C)	(D)	(D)	14	1	5	7	1	—	—	—	—	—
62321	Residential mental retardation facilities .....	(C)	(D)	(D)	12	1	5	5	1	—	—	—	—	—
624	Social assistance .....	(E)	(D)	(D)	16	6	3	3	1	1	2	—	—	—
6241	Individual & family services .....	174	493	2 167	7	3	1	2	—	—	1	—	—	—
62419	Other individual & family services .....	166	474	2 091	4	—	1	2	—	—	1	—	—	—
624190	Other individual & family services .....	166	474	2 091	4	—	1	2	—	—	1	—	—	—
6243	Vocational rehabilitation services .....	(C)	(D)	(D)	4	1	—	—	1	1	1	—	—	—
62431	Vocational rehabilitation services .....	(C)	(D)	(D)	4	1	—	—	1	1	1	—	—	—
<b>71</b>	<b>Arts, entertainment &amp; recreation</b> .....	<b>60</b>	<b>152</b>	<b>669</b>	<b>10</b>	<b>5</b>	<b>3</b>	<b>2</b>	—	—	—	—	—	—
<b>72</b>	<b>Accommodation &amp; food services</b> .....	<b>589</b>	<b>1 198</b>	<b>5 054</b>	<b>41</b>	<b>16</b>	<b>2</b>	<b>13</b>	<b>8</b>	<b>2</b>	—	—	—	—
721	Accommodation .....	131	320	988	9	3	1	3	2	—	—	—	—	—
7211	Traveler accommodation .....	131	320	988	9	3	1	3	2	—	—	—	—	—
72111	Hotels (exc casino hotels) & motels .....	131	320	988	9	3	1	3	2	—	—	—	—	—
721110	Hotels (exc casino hotels) & motels .....	131	320	988	9	3	1	3	2	—	—	—	—	—
722	Food services & drinking places .....	458	878	4 066	32	13	1	10	6	2	—	—	—	—
7221	Full-service restaurants .....	177	388	1 811	13	6	1	3	2	1	—	—	—	—
72211	Full-service restaurants .....	177	388	1 811	13	6	1	3	2	1	—	—	—	—
722110	Full-service restaurants .....	177	388	1 811	13	6	1	3	2	1	—	—	—	—
7222	Limited-service eating places .....	229	386	1 848	15	6	—	4	4	1	—	—	—	—
72221	Limited-service eating places .....	229	386	1 848	15	6	—	4	4	1	—	—	—	—
722211	Limited-service restaurants .....	204	350	1 694	11	4	—	2	4	1	—	—	—	—
<b>81</b>	<b>Other services (except public administration)</b> .....	<b>425</b>	<b>1 185</b>	<b>5 016</b>	<b>86</b>	<b>53</b>	<b>23</b>	<b>7</b>	<b>3</b>	—	—	—	—	—
813	Religious, grantmaking, civic, prof & like organizations .....	261	596	2 477	49	29	11	7	2	—	—	—	—	—
8131	Religious organizations .....	169	399	1 626	36	23	8	4	1	—	—	—	—	—
81311	Religious organizations .....	169	399	1 626	36	23	8	4	1	—	—	—	—	—
813110	Religious organizations .....	169	399	1 626	36	23	8	4	1	—	—	—	—	—
<b>99</b>	<b>Unclassified establishments</b> .....	<b>(A)</b>	<b>(D)</b>	<b>(D)</b>	<b>4</b>	<b>4</b>	—	—	—	—	—	—	—	—
<b>NORMAN</b>														
	<b>Total</b> .....	<b>1 397</b>	<b>7 174</b>	<b>30 462</b>	<b>211</b>	<b>141</b>	<b>32</b>	<b>26</b>	<b>8</b>	<b>2</b>	<b>2</b>	—	—	—
<b>11</b>	<b>Forestry, fishing, hunting, and agriculture support</b> .....	<b>(A)</b>	<b>(D)</b>	<b>(D)</b>	<b>2</b>	<b>2</b>	—	—	—	—	—	—	—	—
<b>21</b>	<b>Mining</b> .....	<b>(A)</b>	<b>(D)</b>	<b>(D)</b>	<b>2</b>	<b>2</b>	—	—	—	—	—	—	—	—
<b>22</b>	<b>Utilities</b> .....	<b>(B)</b>	<b>(D)</b>	<b>(D)</b>	<b>1</b>	—	—	—	<b>1</b>	—	—	—	—	—
<b>23</b>	<b>Construction</b> .....	<b>59</b>	<b>220</b>	<b>1 237</b>	<b>27</b>	<b>25</b>	<b>1</b>	<b>1</b>	—	—	—	—	—	—
<b>31-33</b>	<b>Manufacturing</b> .....	<b>(A)</b>	<b>(D)</b>	<b>(D)</b>	<b>1</b>	<b>1</b>	—	—	—	—	—	—	—	—
<b>42</b>	<b>Wholesale trade</b> .....	<b>174</b>	<b>884</b>	<b>3 851</b>	<b>15</b>	<b>7</b>	<b>3</b>	<b>4</b>	—	<b>1</b>	—	—	—	—
422	Wholesale trade, nondurable goods .....	126	619	2 542	7	2	1	3	—	1	—	—	—	—
<b>44-45</b>	<b>Retail trade</b> .....	<b>221</b>	<b>861</b>	<b>3 493</b>	<b>33</b>	<b>17</b>	<b>8</b>	<b>6</b>	<b>2</b>	—	—	—	—	—
<b>48-49</b>	<b>Transportation &amp; warehousing</b> .....	<b>(A)</b>	<b>(D)</b>	<b>(D)</b>	<b>4</b>	<b>3</b>	<b>1</b>	—	—	—	—	—	—	—
<b>51</b>	<b>Information</b> .....	<b>112</b>	<b>723</b>	<b>3 241</b>	<b>10</b>	<b>2</b>	<b>3</b>	<b>3</b>	<b>2</b>	—	—	—	—	—
<b>52</b>	<b>Finance &amp; insurance</b> .....	<b>102</b>	<b>716</b>	<b>2 723</b>	<b>24</b>	<b>15</b>	<b>5</b>	<b>4</b>	—	—	—	—	—	—
<b>53</b>	<b>Real estate &amp; rental &amp; leasing</b> .....	<b>5</b>	<b>9</b>	<b>40</b>	<b>3</b>	<b>3</b>	—	—	—	—	—	—	—	—
<b>54</b>	<b>Professional, scientific &amp; technical services</b> .....	<b>65</b>	<b>515</b>	<b>2 748</b>	<b>10</b>	<b>7</b>	<b>1</b>	<b>1</b>	<b>1</b>	—	—	—	—	—
<b>56</b>	<b>Admin, support, waste mgt, remediation services</b> .....	<b>(A)</b>	<b>(D)</b>	<b>(D)</b>	<b>4</b>	<b>4</b>	—	—	—	—	—	—	—	—
<b>62</b>	<b>Health care and social assistance</b> .....	<b>440</b>	<b>2 356</b>	<b>9 296</b>	<b>17</b>	<b>6</b>	<b>3</b>	<b>4</b>	<b>1</b>	<b>1</b>	<b>2</b>	—	—	—
622	Hospitals .....	(C)	(D)	(D)	1	—	—	—	—	—	1	—	—	—
6221	General medical & surgical hospitals .....	(C)	(D)	(D)	1	—	—	—	—	—	1	—	—	—
62211	General medical & surgical hospitals .....	(C)	(D)	(D)	1	—	—	—	—	—	1	—	—	—
623	Nursing & residential care facilities .....	(E)	(D)	(D)	6	—	—	3	1	1	—	—	—	—
6231	Nursing care facilities .....	(C)	(D)	(D)	3	—	—	1	—	1	—	—	—	—
62311	Nursing care facilities .....	(C)	(D)	(D)	3	—	—	1	—	1	—	—	—	—
<b>71</b>	<b>Arts, entertainment &amp; recreation</b> .....	<b>2</b>	<b>6</b>	<b>54</b>	<b>3</b>	<b>3</b>	—	—	—	—	—	—	—	—
<b>72</b>	<b>Accommodation &amp; food services</b> .....	<b>44</b>	<b>58</b>	<b>272</b>	<b>15</b>	<b>13</b>	—	<b>2</b>	—	—	—	—	—	—
<b>81</b>	<b>Other services (except public administration)</b> .....	<b>131</b>	<b>341</b>	<b>1 679</b>	<b>38</b>	<b>29</b>	<b>7</b>	<b>1</b>	<b>1</b>	—	—	—	—	—
<b>99</b>	<b>Unclassified establishments</b> .....	<b>(A)</b>	<b>(D)</b>	<b>(D)</b>	<b>2</b>	<b>2</b>	—	—	—	—	—	—	—	—

See footnotes at end of table.

**Table 6. Counties—Employees, Payroll, and Establishments by Industry: 2001—Con.**

[Excludes most government employees, railroad employees, and self-employed persons. Size class 1 to 4 includes establishments with payroll, but no employees, during mid-March pay period. (D) denotes figures withheld to avoid disclosing data for individual companies; the data are included in broader industry totals. Detailed industries with 100 or more employees are shown if industry was not a (D). For explanation of terms, abbreviations, and data reliability/comparability, see introductory text]

NAICS code	Industry	Number of employees for week including March 12	Payroll (\$1,000)		Total number of establishments	Number of establishments by employment-size class								
			First quarter	Annual		1 to 4	5 to 9	10 to 19	20 to 49	50 to 99	100 to 249	250 to 499	500 to 999	1,000 or more
<b>OLMSTED</b>														
	<b>Total</b> .....	<b>78 480</b>	<b>678 776</b>	<b>2 784 670</b>	<b>3 032</b>	<b>1 473</b>	<b>586</b>	<b>469</b>	<b>318</b>	<b>99</b>	<b>61</b>	<b>16</b>	<b>5</b>	<b>5</b>
<b>11</b>	<b>Forestry, fishing, hunting, and agriculture support</b> .....	(B)	(D)	(D)	<b>6</b>	<b>5</b>	—	—	<b>1</b>	—	—	—	—	—
<b>21</b>	<b>Mining</b> .....	(A)	(D)	(D)	<b>3</b>	<b>2</b>	<b>1</b>	—	—	—	—	—	—	—
<b>22</b>	<b>Utilities</b> .....	<b>150</b>	<b>2 215</b>	<b>7 920</b>	<b>5</b>	<b>1</b>	—	—	<b>3</b>	<b>1</b>	—	—	—	—
221	Utilities .....	150	2 215	7 920	5	1	—	—	3	1	—	—	—	—
<b>23</b>	<b>Construction</b> .....	<b>3 332</b>	<b>32 820</b>	<b>146 049</b>	<b>360</b>	<b>237</b>	<b>49</b>	<b>36</b>	<b>27</b>	<b>7</b>	<b>3</b>	<b>1</b>	—	—
233	Building, developing & general contracting .....	983	11 444	43 128	99	71	14	7	5	—	1	1	—	—
2332	Residential building construction .....	289	2 761	10 534	80	61	13	3	3	—	—	—	—	—
23321	Single-family housing construction .....	277	2 693	10 141	73	55	12	3	3	—	—	—	—	—
233210	Single-family housing construction .....	277	2 693	10 141	73	55	12	3	3	—	—	—	—	—
2333	Nonresidential building construction .....	678	8 152	31 692	14	6	1	3	2	—	1	1	—	—
23332	Commercial & institutional bldg construction ..	678	8 152	31 692	14	6	1	3	2	—	1	1	—	—
233320	Commercial & institutional bldg construction ..	678	8 152	31 692	14	6	1	3	2	—	1	1	—	—
234	Heavy construction .....	141	1 581	9 732	13	7	2	2	2	—	—	—	—	—
2349	Other heavy construction .....	118	1 077	5 680	9	5	1	1	2	—	—	—	—	—
23491	Water, sewer & pipeline construction .....	112	1 028	5 116	6	2	1	1	2	—	—	—	—	—
234910	Water, sewer & pipeline construction .....	112	1 028	5 116	6	2	1	1	2	—	—	—	—	—
235	Special trade contractors .....	2 208	19 795	93 189	248	159	33	27	20	7	2	—	—	—
2351	Plumbing, heating & AC contractor .....	666	6 657	27 998	39	20	4	7	4	3	1	—	—	—
23511	Plumbing, heating & AC contractor .....	666	6 657	27 998	39	20	4	7	4	3	1	—	—	—
235110	Plumbing, heating & AC contractor .....	666	6 657	27 998	39	20	4	7	4	3	1	—	—	—
2352	Painting & wall covering contractors .....	137	1 087	5 392	23	15	5	2	—	1	—	—	—	—
23521	Painting & wall covering contractors .....	137	1 087	5 392	23	15	5	2	—	1	—	—	—	—
235210	Painting & wall covering contractors .....	137	1 087	5 392	23	15	5	2	—	1	—	—	—	—
2353	Electrical contractors .....	365	4 086	19 596	31	20	2	3	5	—	1	—	—	—
23531	Electrical contractors .....	365	4 086	19 596	31	20	2	3	5	—	1	—	—	—
235310	Electrical contractors .....	365	4 086	19 596	31	20	2	3	5	—	1	—	—	—
2354	Masonry, drywall, insulation, tile contractors ....	327	2 977	14 324	36	25	4	2	4	1	—	—	—	—
23542	Drywall, acoustical & insulation contractors ...	270	2 557	11 693	18	11	1	1	4	1	—	—	—	—
235420	Drywall, acoustical & insulation contractors ...	270	2 557	11 693	18	11	1	1	4	1	—	—	—	—
2355	Carpentry & floor contractors .....	(C)	(D)	(D)	33	23	5	3	1	1	—	—	—	—
23551	Carpentry contractors .....	144	889	4 178	25	18	3	2	1	1	—	—	—	—
235510	Carpentry contractors .....	144	889	4 178	25	18	3	2	1	1	—	—	—	—
2356	Roofing, siding, & sheet metal contractors .....	187	1 191	5 920	29	20	2	4	3	—	—	—	—	—
23561	Roofing, siding, & sheet metal contractors ...	187	1 191	5 920	29	20	2	4	3	—	—	—	—	—
235610	Roofing, siding, & sheet metal contractors ...	187	1 191	5 920	29	20	2	4	3	—	—	—	—	—
2357	Concrete contractors .....	102	778	4 942	21	14	4	1	2	—	—	—	—	—
23571	Concrete contractors .....	102	778	4 942	21	14	4	1	2	—	—	—	—	—
235710	Concrete contractors .....	102	778	4 942	21	14	4	1	2	—	—	—	—	—
2359	Other special trade contractors .....	222	1 766	8 915	35	22	7	4	1	1	—	—	—	—
23599	All other special trade contractors .....	119	897	4 781	13	7	3	2	—	1	—	—	—	—
235990	All other special trade contractors .....	119	897	4 781	13	7	3	2	—	1	—	—	—	—
<b>31-33</b>	<b>Manufacturing</b> .....	<b>13 328</b>	<b>191 372</b>	<b>679 638</b>	<b>84</b>	<b>26</b>	<b>12</b>	<b>8</b>	<b>20</b>	<b>4</b>	<b>8</b>	<b>2</b>	<b>2</b>	<b>2</b>
311	Food mfg .....	1 190	12 005	49 805	13	3	1	1	2	1	4	1	—	—
3114	Fruit & veg preserving & specialty food mfg ....	(C)	(D)	(D)	1	—	—	—	—	—	1	—	—	—
31142	Fruit & veg canning, pickling & drying .....	(C)	(D)	(D)	1	—	—	—	—	—	1	—	—	—
3115	Dairy product mfg .....	677	7 808	30 220	5	1	—	—	—	1	2	1	—	—
31151	Dairy product (exc frozen) mfg .....	(E)	(D)	(D)	4	1	—	—	—	1	2	—	—	—
31152	Ice cream & frozen dessert mfg .....	(E)	(D)	(D)	1	—	—	—	—	—	—	1	—	—
3116	Animal slaughtering & processing .....	(C)	(D)	(D)	2	—	1	—	—	—	1	—	—	—
31161	Animal slaughtering & processing .....	(C)	(D)	(D)	2	—	1	—	—	—	1	—	—	—
323	Printing & related support activities .....	646	5 076	19 614	10	1	—	3	4	—	1	1	—	—
3231	Printing & related support activities .....	646	5 076	19 614	10	1	—	3	4	—	1	1	—	—
32311	Printing .....	646	5 076	19 614	10	1	—	3	4	—	1	1	—	—
327	Nonmetallic mineral product mfg .....	138	1 233	7 371	3	—	—	—	2	1	—	—	—	—
3273	Cement & concrete product mfg .....	138	1 233	7 371	3	—	—	—	2	1	—	—	—	—
332	Fabricated metal product mfg .....	1 367	12 946	46 769	10	3	1	—	3	1	1	—	—	1
3321	Forging & stamping .....	(G)	(D)	(D)	2	1	—	—	—	—	—	—	—	1
33211	Forging & stamping .....	(G)	(D)	(D)	2	1	—	—	—	—	—	—	—	1
3328	Coating, engrave, heat treating & oth activity ...	(C)	(D)	(D)	2	—	—	—	1	—	1	—	—	—
33281	Coating, engrave, heat treating & oth activity .	(C)	(D)	(D)	2	—	—	—	1	—	1	—	—	—
334	Computer & electronic product mfg .....	9 289	154 359	533 600	8	2	—	—	2	—	1	—	2	1
3341	Computer & peripheral equipment mfg .....	9 010	152 916	528 054	3	—	—	—	—	—	—	—	2	1
33411	Computer & peripheral equipment mfg .....	9 010	152 916	528 054	3	—	—	—	—	—	—	—	2	1
3345	Nav, measuring, medical, control instruments mfg .....	(C)	(D)	(D)	2	1	—	—	—	—	1	—	—	—
33451	Nav, measuring, medical, control instruments mfg .....	(C)	(D)	(D)	2	1	—	—	—	—	1	—	—	—
337	Furniture & related product mfg .....	275	1 796	6 759	12	7	3	1	—	—	1	—	—	—
3372	Office furniture (including fixtures) mfg .....	(C)	(D)	(D)	1	—	—	—	—	—	1	—	—	—
33721	Office furniture (including fixtures) mfg .....	(C)	(D)	(D)	1	—	—	—	—	—	1	—	—	—

See footnotes at end of table.

**Table 6. Counties—Employees, Payroll, and Establishments by Industry: 2001—Con.**

[Excludes most government employees, railroad employees, and self-employed persons. Size class 1 to 4 includes establishments with payroll, but no employees, during mid-March pay period. (D) denotes figures withheld to avoid disclosing data for individual companies; the data are included in broader industry totals. Detailed industries with 100 or more employees are shown if industry was not a (D). For explanation of terms, abbreviations, and data reliability/comparability, see introductory text]

NAICS code	Industry	Number of employees for week including March 12	Payroll (\$1,000)		Total number of establishments	Number of establishments by employment-size class																		
			First quarter	Annual		1 to 4	5 to 9	10 to 19	20 to 49	50 to 99	100 to 249	250 to 499	500 to 999	1,000 or more										
<b>OLMSTED—Con.</b>																								
<b>42</b>	<b>Wholesale trade</b>	<b>1 385</b>	<b>11 060</b>	<b>48 870</b>	<b>132</b>	<b>62</b>	<b>31</b>	<b>25</b>	<b>10</b>	<b>2</b>	<b>2</b>													
421	Wholesale trade, durable goods	926	7 433	34 241	92	41	24	19	5	2	1													
4211	Motor vehicle, motor vehicle pt & supply whlse	214	1 281	6 315	12	3	1	5	2	1														
42111	Automobile & other motor vehicle whlse	114	805	4 433	3			1	1	1														
421110	Automobile & other motor vehicle whlse	114	805	4 433	3			1	1	1														
4214	Professional & commercial equip & supp whlse	376	3 352	15 854	29	12	11	4		1	1													
42143	Computer & peripheral equip & software whlse	119	1 117	5 436	6	3	1	1		1														
421430	Computer & peripheral equip & software whlse	119	1 117	5 436	6	3	1	1		1														
42145	Medical, dental, hospital equip & supp whlse	(C)	(D)	(D)	9	6	2																	
4218	Machinery, equipment & supplies whlse	117	951	4 199	16	8	3	4	1															
422	Wholesale trade, nondurable goods	459	3 627	14 629	40	21	7	6	5		1													
4224	Grocery & related product whlse	203	1 493	6 181	12	4	3	4			1													
42249	Other grocery & related products whlse	166	1 186	4 891	7	3	1	2			1													
422490	Other grocery & related products whlse	166	1 186	4 891	7	3	1	2			1													
<b>44-45</b>	<b>Retail trade</b>	<b>10 160</b>	<b>46 738</b>	<b>199 858</b>	<b>571</b>	<b>203</b>	<b>139</b>	<b>127</b>	<b>63</b>	<b>15</b>	<b>20</b>	<b>4</b>												
441	Motor vehicle & parts dealers	1 057	7 787	37 187	62	25	10	18	3	3	3													
4411	Automobile dealers	667	5 684	26 893	19	9	1	2	1	3	3													
44111	New car dealers	638	5 552	26 205	10	2		1	1	3	3													
441110	New car dealers	638	5 552	26 205	10	2		1	1	3	3													
4412	Other motor vehicle dealers	118	633	3 639	15	8	3	2	2															
4413	Automotive parts, accessories & tire stores	272	1 470	6 655	28	8	6	14																
44131	Automotive parts, accessories & tire stores	191	958	4 059	18	4	4	10																
441310	Automotive parts, accessories & tire stores	191	958	4 059	18	4	4	10																
442	Furniture & home furnishings stores	442	3 951	14 241	37	10	11	9	6	1														
4421	Furniture stores	223	1 644	6 889	17	5	5	3	3	1														
44211	Furniture stores	223	1 644	6 889	17	5	5	3	3	1														
442110	Furniture stores	223	1 644	6 889	17	5	5	3	3	1														
4422	Home furnishings stores	219	2 307	7 352	20	5	6	6	3															
44229	Other home furnishings stores	138	722	2 608	16	5	5	5	1															
442299	All other home furnishings stores	138	722	2 608	16	5	5	5	1															
443	Electronics & appliance stores	286	1 148	4 780	17	6	3	3	4		1													
4431	Electronics & appliance stores	286	1 148	4 780	17	6	3	3	4		1													
44311	Appliance, TV & all other electronics stores	211	923	3 797	9	3	1	2	2		1													
443112	Radio, television & other electronics stores	164	785	3 120	4	1	1		1		1													
444	Bldg material & garden equip & supp dealers	1 148	7 797	32 229	63	18	18	14	8	2	3													
4441	Building material & supplies dealers	1 046	7 304	29 473	50	12	14	12	7	2	3													
44411	Home centers	(E)	(D)	(D)	4			1			3													
44419	Other building material dealers	489	4 112	17 503	34	9	10	6	7	2														
444190	Other building material dealers	489	4 112	17 503	34	9	10	6	7	2														
4442	Lawn & garden equip & supplies stores	102	493	2 756	13	6	4	2	1															
445	Food & beverage stores	1 471	5 157	21 424	46	21	6	6	6	3	3	1												
4451	Grocery stores	(G)	(D)	(D)	20	8	1	1	3	3	3	1												
44511	Grocery (except convenience) stores	1 236	4 498	18 812	17	5	1	1	3	3	3	1												
445110	Grocery (except convenience) stores	1 236	4 498	18 812	17	5	1	1	3	3	3	1												
4453	Beer, wine & liquor stores	209	573	2 257	18	7	3	5	3															
44531	Beer, wine & liquor stores	209	573	2 257	18	7	3	5	3															
445310	Beer, wine & liquor stores	209	573	2 257	18	7	3	5	3															
446	Health & personal care stores	433	2 275	8 926	37	12	11	7	6	1														
4461	Health & personal care stores	433	2 275	8 926	37	12	11	7	6	1														
44611	Pharmacies & drug stores	243	1 137	4 325	12		4	3	4	1														
446110	Pharmacies & drug stores	243	1 137	4 325	12		4	3	4	1														
447	Gasoline stations	495	1 963	8 687	52	10	14	25	3															
4471	Gasoline stations	495	1 963	8 687	52	10	14	25	3															
44711	Gasoline stations with convenience stores	439	1 630	7 101	44	8	10	23	3															
447110	Gasoline stations with convenience stores	439	1 630	7 101	44	8	10	23	3															
448	Clothing & clothing accessories stores	835	2 858	11 168	90	33	29	17	10	1														
4481	Clothing stores	582	1 698	6 958	56	20	18	8	9	1														
44812	Women's clothing stores	164	429	1 740	25	12	9	2	2															
448120	Women's clothing stores	164	429	1 740	25	12	9	2	2															
44814	Family clothing stores	215	630	2 567	10	3		2	4	1														
448140	Family clothing stores	215	630	2 567	10	3		2	4	1														
44819	Other clothing stores	105	387	1 619	9	3	4		2															
448190	Other clothing stores	105	387	1 619	9	3	4		2															
4482	Shoe stores	123	424	1 736	19	8	6	5																
44821	Shoe stores	123	424	1 736	19	8	6	5																
448210	Shoe stores	123	424	1 736	19	8	6	5																
4483	Jewelry, luggage & leather goods stores	130	736	2 474	15	5	5	4	1															
44831	Jewelry stores	(C)	(D)	(D)	14	4	5	4	1															
451	Sporting goods, hobby, book & music stores	579	1 439	6 396	53	19	14	11	8	1														
4511	Sporting goods, hobby, musical instrument stores	417	1 091	4 897	42	17	10	9	6															
45111	Sporting goods stores	123	403	2 148	18	10	5	1	2															
451110	Sporting goods stores	123	403	2 148	18	10	5	1	2															
45112	Hobby, toy & game stores	162	358	1 491	9	2	1	3	3															
451120	Hobby, toy & game stores	162	358	1 491	9	2	1	3	3															
45113	Sewing, needlework & piece goods stores	103	213	818	10	3	2	4	1															
451130	Sewing, needlework & piece goods stores	103	213	818	10	3	2	4	1															
4512	Book, periodical & music stores	162	348	1 499	11	2	4	2	1															
45121	Book stores & news dealers	(C)	(D)	(D)	7	1	2	1	2															

See footnotes at end of table.

**Table 6. Counties—Employees, Payroll, and Establishments by Industry: 2001—Con.**

[Excludes most government employees, railroad employees, and self-employed persons. Size class 1 to 4 includes establishments with payroll, but no employees, during mid-March pay period. (D) denotes figures withheld to avoid disclosing data for individual companies; the data are included in broader industry totals. Detailed industries with 100 or more employees are shown if industry was not a (D). For explanation of terms, abbreviations, and data reliability/comparability, see introductory text]

NAICS code	Industry	Number of employees for week including March 12	Payroll (\$1,000)		Total number of establishments	Number of establishments by employment-size class																					
			First quarter	Annual		1 to 4	5 to 9	10 to 19	20 to 49	50 to 99	100 to 249	250 to 499	500 to 999	1,000 or more													
<b>OLMSTED—Con.</b>																											
<b>44-45 Retail trade—Con.</b>																											
452	General merchandise stores .....	2 600	9 757	43 958	18	—	—	2	2	2	9	3	—	—													
4521	Department stores .....	1 857	6 747	30 762	11	—	—	—	—	1	8	2	—	—													
45211	Department stores .....	1 857	6 747	30 762	11	—	—	—	—	1	8	2	—	—													
452110	Department stores .....	1 857	6 747	30 762	11	—	—	—	—	1	8	2	—	—													
4529	Other general merchandise stores .....	743	3 010	13 196	7	—	—	2	2	1	1	1	—	—													
45291	Warehouse clubs & superstores .....	(F)	(D)	(D)	2	—	—	—	—	—	1	1	—	—													
45299	All other general merchandise stores .....	(C)	(D)	(D)	5	—	—	2	2	1	—	—	—	—													
453	Miscellaneous store retailers .....	595	1 539	6 383	71	32	22	9	7	1	—	—	—	—													
4531	Florists .....	151	356	1 453	8	3	1	1	2	1	—	—	—	—													
45311	Florists .....	151	356	1 453	8	3	1	1	2	1	—	—	—	—													
453110	Florists .....	151	356	1 453	8	3	1	1	2	1	—	—	—	—													
4532	Office supplies, stationery & gift stores .....	195	392	1 682	24	9	9	4	2	—	—	—	—	—													
45322	Gift, novelty & souvenir stores .....	(C)	(D)	(D)	22	9	9	3	1	—	—	—	—	—													
4539	Other miscellaneous store retailers .....	173	601	2 389	24	9	10	3	2	—	—	—	—	—													
454	Nonstore retailers .....	219	1 067	4 479	25	17	1	6	—	—	1	—	—	—													
4542	Vending machine operators .....	(C)	(D)	(D)	3	2	—	—	—	—	1	—	—	—													
45421	Vending machine operators .....	(C)	(D)	(D)	3	2	—	—	—	—	1	—	—	—													
<b>48-49 Transportation &amp; warehousing</b>														<b>1 853</b>	<b>12 155</b>	<b>45 269</b>	<b>99</b>	<b>47</b>	<b>14</b>	<b>14</b>	<b>16</b>	<b>3</b>	<b>4</b>	<b>1</b>	—	—	
484	Truck transportation .....	753	6 824	24 006	59	36	6	9	6	—	1	1	—	—													
4841	General freight trucking .....	464	4 236	13 788	30	20	2	4	3	—	—	1	—	—													
48412	General freight trucking, long-distance .....	384	3 733	11 740	23	16	2	3	1	—	—	1	—	—													
484121	General freight trucking, long-distance, TL .....	321	3 212	9 491	17	13	1	2	—	—	—	1	—	—													
4842	Specialized freight trucking .....	289	2 588	10 218	29	16	4	5	3	—	1	—	—	—													
48423	Specialized freight (exc used) trucking, LDist .....	155	1 406	5 721	8	5	1	—	—	1	—	—	—	—													
484230	Specialized freight (exc used) trucking, LDist .....	155	1 406	5 721	8	5	1	—	—	1	—	—	—	—													
485	Transit & ground passenger transportation .....	668	2 581	9 979	17	4	3	2	3	3	2	—	—	—													
4853	Taxi & limousine service .....	153	596	2 331	4	1	1	1	—	—	1	—	—	—													
48531	Taxi service .....	(C)	(D)	(D)	1	—	—	—	—	—	1	—	—	—													
4854	School & employee bus transportation .....	230	793	3 118	5	2	—	1	—	1	1	—	—	—													
48541	School & employee bus transportation .....	230	793	3 118	5	2	—	1	—	1	1	—	—	—													
485410	School & employee bus transportation .....	230	793	3 118	5	2	—	1	—	1	1	—	—	—													
4859	Oth transit & ground passenger transportation .....	112	531	1 994	4	1	1	—	1	1	—	—	—	—													
48599	Oth transit & ground passenger transportation .....	112	531	1 994	4	1	1	—	1	1	—	—	—	—													
488	Transportation support activities .....	120	977	3 983	9	4	—	2	3	—	—	—	—	—													
492	Couriers & messengers .....	(C)	(D)	(D)	6	—	3	—	3	—	—	—	—	—													
4921	Couriers .....	122	876	3 571	5	—	2	—	3	—	—	—	—	—													
49211	Couriers .....	122	876	3 571	5	—	2	—	3	—	—	—	—	—													
492110	Couriers .....	122	876	3 571	5	—	2	—	3	—	—	—	—	—													
493	Warehousing & storage .....	(C)	(D)	(D)	3	1	1	—	—	—	1	—	—	—													
4931	Warehousing & storage .....	(C)	(D)	(D)	3	1	1	—	—	—	1	—	—	—													
49311	General warehousing & storage .....	(C)	(D)	(D)	2	1	—	—	—	—	1	—	—	—													
<b>51 Information</b>														<b>1 240</b>	<b>14 538</b>	<b>43 030</b>	<b>56</b>	<b>18</b>	<b>15</b>	<b>10</b>	<b>8</b>	<b>3</b>	<b>1</b>	<b>1</b>	—	—	
511	Publishing industries .....	(F)	(D)	(D)	15	5	4	2	2	—	1	1	—	—													
5111	Newspaper, periodical, book, database publishers .....	(E)	(D)	(D)	8	3	3	—	1	—	—	1	—	—													
51111	Newspaper publishers .....	(E)	(D)	(D)	5	3	1	—	—	—	—	1	—	—													
5112	Software publishers .....	281	5 736	8 435	7	2	1	2	1	—	1	—	—	—													
51121	Software publishers .....	281	5 736	8 435	7	2	1	2	1	—	1	—	—	—													
511210	Software publishers .....	281	5 736	8 435	7	2	1	2	1	—	1	—	—	—													
513	Broadcasting & telecommunications .....	554	5 275	21 527	31	8	10	6	4	3	—	—	—	—													
5131	Radio & television broadcasting .....	(E)	(D)	(D)	11	—	4	3	2	2	—	—	—	—													
51311	Radio broadcasting .....	159	892	3 694	9	—	4	3	2	—	—	—	—	—													
513112	Radio stations .....	159	892	3 694	9	—	4	3	2	—	—	—	—	—													
51312	Television broadcasting .....	(C)	(D)	(D)	2	—	—	—	—	2	—	—	—	—													
5132	Cable networks & program distribution .....	(C)	(D)	(D)	3	1	—	—	1	1	—	—	—	—													
51322	Cable & other program distribution .....	(C)	(D)	(D)	3	1	—	—	1	1	—	—	—	—													
5133	Telecommunications .....	(C)	(D)	(D)	17	7	6	3	1	—	—	—	—	—													
<b>52 Finance &amp; insurance</b>														<b>1 736</b>	<b>18 964</b>	<b>72 889</b>	<b>195</b>	<b>113</b>	<b>35</b>	<b>22</b>	<b>18</b>	<b>7</b>	—	—	—	—	
522	Credit intermediation & related activities .....	1 143	11 232	45 883	81	26	25	12	12	6	—	—	—	—													
5221	Depository credit intermediation .....	882	8 415	32 327	56	16	14	12	10	4	—	—	—	—													
52211	Commercial banking .....	532	5 510	19 892	41	12	12	9	7	1	—	—	—	—													
522110	Commercial banking .....	532	5 510	19 892	41	12	12	9	7	1	—	—	—	—													
52213	Credit unions .....	(E)	(D)	(D)	10	3	1	1	3	2	—	—	—	—													
5222	Nondepository credit intermediation .....	169	2 132	9 565	22	10	10	—	1	1	—	—	—	—													
52229	Other nondepository credit intermediation .....	(C)	(D)	(D)	21	9	10	—	1	1	—	—	—	—													
523	Security, commodity contracts & like activity .....	163	3 752	11 694	28	20	2	4	2	—	—	—	—	—													
5231	Scrt'y & comdty contracts intermed & brokerage .....	(C)	(D)	(D)	21	14	2	4	1	—	—	—	—	—													
52312	Securities brokerage .....	104	2 404	7 332	20	14	2	4	—	—	—	—	—	—													
523120	Securities brokerage .....	104	2 404	7 332	20	14	2	4	—	—	—	—	—	—													
524	Insurance carriers & related activities .....	430	3 980	15 312	86	67	8	6	4	1	—	—	—	—													
5241	Insurance carriers .....	133	1 546	5 612	14	8	2	2	2	—	—	—	—	—													
5242	Agencies & other insurance related activities .....	297	2 434	9 700	72	59	6	4	2	1	—	—	—	—													
52421	Insurance agencies & brokerages .....	267	2 223	8 870	67	57	5	2	2	1	—	—	—	—													
524210	Insurance agencies & brokerages .....	267	2 223	8 870	67	57	5	2	2	1	—	—	—	—													

See footnotes at end of table.

**Table 6. Counties—Employees, Payroll, and Establishments by Industry: 2001—Con.**

[Excludes most government employees, railroad employees, and self-employed persons. Size class 1 to 4 includes establishments with payroll, but no employees, during mid-March pay period. (D) denotes figures withheld to avoid disclosing data for individual companies; the data are included in broader industry totals. Detailed industries with 100 or more employees are shown if industry was not a (D). For explanation of terms, abbreviations, and data reliability/comparability, see introductory text]

NAICS code	Industry	Number of employees for week including March 12	Payroll (\$1,000)		Total number of establishments	Number of establishments by employment-size class								
			First quarter	Annual		1 to 4	5 to 9	10 to 19	20 to 49	50 to 99	100 to 249	250 to 499	500 to 999	1,000 or more
<b>OLMSTED—Con.</b>														
<b>53</b>	<b>Real estate &amp; rental &amp; leasing</b>	<b>628</b>	<b>3 527</b>	<b>15 591</b>	<b>126</b>	<b>86</b>	<b>23</b>	<b>12</b>	<b>4</b>	<b>1</b>	—	—	—	—
531	Real estate	398	2 462	11 112	96	76	13	3	3	1	—	—	—	—
5311	Lessors of real estate	112	600	2 742	40	33	6	—	1	—	—	—	—	—
5313	Activities related to real estate	217	1 421	6 394	25	16	3	3	2	1	—	—	—	—
53131	Real estate property managers	157	1 002	4 047	10	5	1	2	1	1	—	—	—	—
531311	Residential property managers	112	529	2 461	6	3	1	1	—	1	—	—	—	—
532	Rental & leasing services	230	1 065	4 479	30	10	10	9	1	—	—	—	—	—
5322	Consumer goods rental	134	449	1 904	16	3	7	5	1	—	—	—	—	—
<b>54</b>	<b>Professional, scientific &amp; technical services</b>	<b>1 869</b>	<b>18 994</b>	<b>79 429</b>	<b>241</b>	<b>154</b>	<b>47</b>	<b>20</b>	<b>11</b>	<b>8</b>	<b>1</b>	—	—	—
541	Professional, scientific & technical services	1 869	18 994	79 429	241	154	47	20	11	8	1	—	—	—
5411	Legal services	293	2 585	11 915	53	31	16	5	—	1	—	—	—	—
54111	Offices of lawyers	248	2 304	10 583	48	30	14	3	—	1	—	—	—	—
541110	Offices of lawyers	248	2 304	10 583	48	30	14	3	—	1	—	—	—	—
5412	Accounting, tax prep, bookkeep, payroll services	202	1 468	5 910	40	26	7	5	2	—	—	—	—	—
54121	Accounting, tax prep, bookkeep, payroll services	202	1 468	5 910	40	26	7	5	2	—	—	—	—	—
541211	Offices of certified public accountants	122	1 030	4 291	17	10	2	3	2	—	—	—	—	—
5413	Architectural, engineering & related services	372	3 651	19 085	30	11	8	7	1	3	—	—	—	—
54131	Architectural services	137	1 323	6 037	5	—	2	1	—	2	—	—	—	—
541310	Architectural services	137	1 323	6 037	5	—	2	1	—	2	—	—	—	—
54133	Engineering services	229	2 288	12 868	22	8	6	6	1	1	—	—	—	—
541330	Engineering services	229	2 288	12 868	22	8	6	6	1	1	—	—	—	—
5415	Computer systems design & related services	618	7 945	28 179	50	38	4	1	3	3	1	—	—	—
54151	Computer systems design & related services	618	7 945	28 179	50	38	4	1	3	3	1	—	—	—
541511	Custom computer programming services	280	3 746	13 194	21	16	—	—	2	3	—	—	—	—
541512	Computer systems design services	305	3 920	13 938	12	7	2	1	1	—	1	—	—	—
5416	Management, sci & tech consulting services	128	1 473	6 493	20	15	3	1	—	1	—	—	—	—
<b>55</b>	<b>Management of companies &amp; enterprises</b>	<b>72</b>	<b>829</b>	<b>3 302</b>	<b>8</b>	<b>4</b>	—	<b>4</b>	—	—	—	—	—	—
<b>56</b>	<b>Admin, support, waste mgt, remediation services</b>	<b>3 607</b>	<b>17 909</b>	<b>70 602</b>	<b>154</b>	<b>89</b>	<b>22</b>	<b>13</b>	<b>14</b>	<b>9</b>	<b>3</b>	<b>2</b>	<b>2</b>	—
561	Administrative & support services	3 499	17 059	67 094	142	82	19	13	13	8	3	2	2	—
5611	Office administrative services	(C)	(D)	(D)	9	6	1	1	—	1	—	—	—	—
56111	Office administrative services	(C)	(D)	(D)	9	6	1	1	—	1	—	—	—	—
5613	Employment services	2 032	11 273	42 052	24	9	1	—	6	3	3	—	2	—
56131	Employment placement agencies	(C)	(D)	(D)	5	2	—	—	1	—	1	—	—	—
56132	Temporary help services	1 821	10 274	38 052	17	6	—	—	4	3	2	—	2	—
561320	Temporary help services	1 821	10 274	38 052	17	6	—	—	4	3	2	—	2	—
5615	Travel arrangement & reservation services	126	768	3 129	18	8	6	4	—	—	—	—	—	—
5616	Investigation & security services	191	1 013	4 263	9	3	1	1	2	2	—	—	—	—
56161	Investigation, guard & armored car services	120	442	1 937	6	2	—	1	2	1	—	—	—	—
5617	Services to buildings & dwellings	619	2 585	12 011	64	45	7	5	1	—	1	—	—	—
56172	Janitorial services	439	1 478	6 715	23	14	4	—	3	1	—	1	—	—
561720	Janitorial services	439	1 478	6 715	23	14	4	—	3	1	—	1	—	—
56173	Landscaping services	146	1 000	4 818	33	26	1	4	2	—	—	—	—	—
561730	Landscaping services	146	1 000	4 818	33	26	1	4	2	—	—	—	—	—
5619	Other support services	305	424	1 618	10	6	2	1	—	—	—	1	—	—
56199	All other support services	(E)	(D)	(D)	9	5	2	1	—	—	—	1	—	—
562	Waste management & remediation services	108	850	3 508	12	7	3	—	1	1	—	—	—	—
<b>61</b>	<b>Educational services</b>	<b>705</b>	<b>2 606</b>	<b>10 279</b>	<b>37</b>	<b>15</b>	<b>4</b>	<b>9</b>	<b>7</b>	<b>1</b>	—	<b>1</b>	—	—
611	Educational services	705	2 606	10 279	37	15	4	9	7	1	—	1	—	—
6111	Elementary & secondary schools	454	1 929	7 360	8	—	1	2	3	1	—	1	—	—
61111	Elementary & secondary schools	454	1 929	7 360	8	—	1	2	3	1	—	1	—	—
611110	Elementary & secondary schools	454	1 929	7 360	8	—	1	2	3	1	—	1	—	—
6116	Other schools & instruction	200	402	1 792	21	9	2	3	—	—	—	—	—	—
<b>62</b>	<b>Health care and social assistance</b>	<b>29 225</b>	<b>273 133</b>	<b>1 232 239</b>	<b>295</b>	<b>111</b>	<b>70</b>	<b>59</b>	<b>28</b>	<b>10</b>	<b>10</b>	<b>4</b>	—	<b>3</b>
621	Ambulatory health care services	(J)	(D)	(D)	117	37	36	24	10	6	2	1	—	1
6211	Offices of physicians	506	5 991	26 172	16	7	2	4	1	1	—	1	—	—
62111	Offices of physicians	506	5 991	26 172	16	7	2	4	1	1	—	1	—	—
6212	Offices of dentists	433	3 587	16 769	52	12	26	12	2	—	—	—	—	—
62121	Offices of dentists	433	3 587	16 769	52	12	26	12	2	—	—	—	—	—
621210	Offices of dentists	433	3 587	16 769	52	12	26	12	2	—	—	—	—	—
6213	Offices of other health practitioners	(C)	(D)	(D)	27	14	6	6	1	—	—	—	—	—
6214	Outpatient care centers	(J)	(D)	(D)	10	2	1	1	4	—	1	—	—	1
62142	Outpatient mental health, substance abuse ctrs	(C)	(D)	(D)	7	2	—	—	1	4	—	—	—	—
62149	Other outpatient care centers	(J)	(D)	(D)	2	—	—	—	—	—	1	—	—	1
6216	Home health care services	515	1 857	7 913	9	1	—	1	2	4	1	—	—	—
62161	Home health care services	515	1 857	7 913	9	1	—	1	2	4	1	—	—	—
621610	Home health care services	515	1 857	7 913	9	1	—	1	2	4	1	—	—	—
622	Hospitals	(I)	(D)	(D)	3	—	—	—	—	—	—	—	1	—
6221	General medical & surgical hospitals	(I)	(D)	(D)	3	—	—	—	—	—	—	—	1	—
62211	General medical & surgical hospitals	(I)	(D)	(D)	3	—	—	—	—	—	—	—	1	—

See footnotes at end of table.

**Table 6. Counties—Employees, Payroll, and Establishments by Industry: 2001—Con.**

[Excludes most government employees, railroad employees, and self-employed persons. Size class 1 to 4 includes establishments with payroll, but no employees, during mid-March pay period. (D) denotes figures withheld to avoid disclosing data for individual companies; the data are included in broader industry totals. Detailed industries with 100 or more employees are shown if industry was not a (D). For explanation of terms, abbreviations, and data reliability/comparability, see introductory text]

NAICS code	Industry	Number of employees for week including March 12	Payroll (\$1,000)		Total number of establishments	Number of establishments by employment-size class									
			First quarter	Annual		1 to 4	5 to 9	10 to 19	20 to 49	50 to 99	100 to 249	250 to 499	500 to 999	1,000 or more	
<b>62</b>	<b>OLMSTED—Con.</b>														
	<b>Health care and social assistance—Con.</b>														
623	Nursing & residential care facilities . . . . .	(G)	(D)	(D)	84	22	25	25	4	2	5	1	—	—	
6231	Nursing care facilities . . . . .	(F)	(D)	(D)	8	2	—	—	—	1	5	—	—	—	
62311	Nursing care facilities . . . . .	(F)	(D)	(D)	8	2	—	—	—	1	5	—	—	—	
6232	Residential mental retardation, health facil . . . . .	(F)	(D)	(D)	60	12	24	20	3	1	—	—	—	—	
62321	Residential mental retardation facilities . . . . .	(F)	(D)	(D)	57	12	23	19	2	1	—	—	—	—	
6233	Community care facilities for the elderly . . . . .	(E)	(D)	(D)	13	6	1	4	1	—	—	1	—	—	
62331	Community care facilities for the elderly . . . . .	(E)	(D)	(D)	13	6	1	4	1	—	—	1	—	—	
624	Social assistance . . . . .	(G)	(D)	(D)	91	52	9	10	14	2	3	1	—	—	
6241	Individual & family services . . . . .	(F)	(D)	(D)	30	18	4	2	2	2	—	—	—	—	
62412	Services for elderly & disabled persons . . . . .	(C)	(D)	(D)	11	6	3	1	—	1	—	—	—	—	
62419	Other individual & family services . . . . .	(E)	(D)	(D)	14	10	—	—	2	—	2	—	—	—	
6242	Community, emergency & other relief services . . . . .	(C)	(D)	(D)	11	6	—	3	2	—	—	—	—	—	
6243	Vocational rehabilitation services . . . . .	518	1 755	7 192	8	3	1	2	—	—	1	1	—	—	
62431	Vocational rehabilitation services . . . . .	518	1 755	7 192	8	3	1	2	—	—	1	1	—	—	
624310	Vocational rehabilitation services . . . . .	518	1 755	7 192	8	3	1	2	—	—	1	1	—	—	
6244	Child day care services . . . . .	(E)	(D)	(D)	42	25	4	3	10	—	—	—	—	—	
62441	Child day care services . . . . .	(E)	(D)	(D)	42	25	4	3	10	—	—	—	—	—	
<b>71</b>	<b>Arts, entertainment &amp; recreation . . . . .</b>	<b>646</b>	<b>2 201</b>	<b>9 619</b>	<b>39</b>	<b>24</b>	<b>3</b>	<b>5</b>	<b>3</b>	<b>2</b>	<b>2</b>	<b>—</b>	<b>—</b>	<b>—</b>	
713	Amusement, gambling & recreation industries . . . . .	572	1 956	8 450	22	12	1	2	3	2	2	—	—	—	
7139	Other amusement & recreation industries . . . . .	572	1 956	8 450	22	12	1	2	3	2	2	—	—	—	
71394	Fitness & recreational sports centers . . . . .	322	765	3 235	9	4	—	2	1	1	1	—	—	—	
713940	Fitness & recreational sports centers . . . . .	322	765	3 235	9	4	—	2	1	1	1	—	—	—	
71399	All other amusement & recreation industries . . . . .	(C)	(D)	(D)	6	4	—	—	1	—	1	—	—	—	
<b>72</b>	<b>Accommodation &amp; food services . . . . .</b>	<b>5 996</b>	<b>18 470</b>	<b>73 867</b>	<b>251</b>	<b>68</b>	<b>41</b>	<b>46</b>	<b>65</b>	<b>24</b>	<b>6</b>	<b>—</b>	<b>1</b>	<b>—</b>	
721	Accommodation . . . . .	1 764	7 689	28 557	55	19	8	13	8	2	4	—	1	—	
7211	Traveler accommodation . . . . .	1 756	7 661	28 430	51	16	7	13	8	2	4	—	1	—	
72111	Hotels (exc casino hotels) & motels . . . . .	1 756	7 661	28 430	51	16	7	13	8	2	4	—	1	—	
721110	Hotels (exc casino hotels) & motels . . . . .	1 756	7 661	28 430	51	16	7	13	8	2	4	—	1	—	
722	Food services & drinking places . . . . .	4 232	10 781	45 310	196	49	33	33	57	22	2	—	—	—	
7221	Full-service restaurants . . . . .	2 323	6 276	26 164	68	10	9	6	23	18	2	—	—	—	
72211	Full-service restaurants . . . . .	2 323	6 276	26 164	68	10	9	6	23	18	2	—	—	—	
722110	Full-service restaurants . . . . .	2 323	6 276	26 164	68	10	9	6	23	18	2	—	—	—	
7222	Limited-service eating places . . . . .	1 674	3 749	15 784	98	25	14	24	31	4	—	—	—	—	
72221	Limited-service eating places . . . . .	1 674	3 749	15 784	98	25	14	24	31	4	—	—	—	—	
722211	Limited-service restaurants . . . . .	1 464	3 320	12 696	72	11	11	18	28	4	—	—	—	—	
722213	Snack & nonalcoholic beverage bars . . . . .	179	378	2 042	22	12	3	5	2	—	—	—	—	—	
7223	Special food services . . . . .	139	521	2 438	16	7	6	1	2	—	—	—	—	—	
72231	Food service contractors . . . . .	116	466	2 179	10	4	3	1	2	—	—	—	—	—	
722310	Food service contractors . . . . .	116	466	2 179	10	4	3	1	2	—	—	—	—	—	
<b>81</b>	<b>Other services (except public administration) . . . . .</b>	<b>2 462</b>	<b>10 865</b>	<b>44 427</b>	<b>338</b>	<b>178</b>	<b>79</b>	<b>59</b>	<b>19</b>	<b>2</b>	<b>1</b>	<b>—</b>	<b>—</b>	<b>—</b>	
811	Repair & maintenance . . . . .	471	2 705	12 022	90	58	18	12	2	—	—	—	—	—	
8111	Automotive repair & maintenance . . . . .	358	2 034	9 096	68	43	15	9	1	—	—	—	—	—	
81111	Automotive mechanical & electrical R&M . . . . .	158	991	4 462	40	25	14	1	—	—	—	—	—	—	
811111	General automotive repair . . . . .	128	813	3 546	33	21	11	1	—	—	—	—	—	—	
81112	Automotive body, paint, interior & glass repair . . . . .	100	725	3 313	19	14	1	4	—	—	—	—	—	—	
81119	Other automotive R&M . . . . .	100	318	1 321	9	4	—	4	1	—	—	—	—	—	
812	Personal & laundry services . . . . .	962	3 987	15 184	92	44	24	12	9	2	1	—	—	—	
8121	Personal care services . . . . .	490	1 708	7 121	52	21	14	10	6	1	—	—	—	—	
81211	Hair, nail & skin care services . . . . .	366	1 401	5 951	40	15	13	8	3	1	—	—	—	—	
812112	Beauty salons . . . . .	352	1 348	5 761	35	12	11	8	3	1	—	—	—	—	
81219	Other personal care services . . . . .	124	307	1 170	12	6	1	2	3	—	—	—	—	—	
8123	Drycleaning & laundry services . . . . .	355	1 715	6 083	11	2	5	1	1	1	1	—	—	—	
81232	Drycleaning & laundry services (exc coin-op) . . . . .	330	1 679	5 919	6	—	2	1	1	1	1	—	—	—	
812320	Drycleaning & laundry services (exc coin-op) . . . . .	330	1 679	5 919	6	—	2	1	1	1	1	—	—	—	
813	Religious, grantmaking, civic, prof & like organizations . . . . .	1 029	4 173	17 221	156	76	37	35	8	—	—	—	—	—	
8131	Religious organizations . . . . .	578	2 145	8 733	79	30	24	21	4	—	—	—	—	—	
81311	Religious organizations . . . . .	578	2 145	8 733	79	30	24	21	4	—	—	—	—	—	
813110	Religious organizations . . . . .	578	2 145	8 733	79	30	24	21	4	—	—	—	—	—	
8134	Civic & social organizations . . . . .	229	688	2 897	23	7	4	10	2	—	—	—	—	—	
81341	Civic & social organizations . . . . .	229	688	2 897	23	7	4	10	2	—	—	—	—	—	
813410	Civic & social organizations . . . . .	229	688	2 897	23	7	4	10	2	—	—	—	—	—	
8139	Business, labor, political, like organizations . . . . .	161	932	3 938	37	28	4	3	2	—	—	—	—	—	
<b>95</b>	<b>Auxiliaries (exc corporate, subsidiary &amp; regional mgt) . . . . .</b>	<b>(B)</b>	<b>(D)</b>	<b>(D)</b>	<b>2</b>	<b>1</b>	<b>—</b>	<b>—</b>	<b>1</b>	<b>—</b>	<b>—</b>	<b>—</b>	<b>—</b>	<b>—</b>	
<b>99</b>	<b>Unclassified establishments . . . . .</b>	<b>15</b>	<b>37</b>	<b>358</b>	<b>30</b>	<b>29</b>	<b>1</b>	<b>—</b>	<b>—</b>	<b>—</b>	<b>—</b>	<b>—</b>	<b>—</b>	<b>—</b>	

See footnotes at end of table.



**Table 6. Counties—Employees, Payroll, and Establishments by Industry: 2001—Con.**

[Excludes most government employees, railroad employees, and self-employed persons. Size class 1 to 4 includes establishments with payroll, but no employees, during mid-March pay period. (D) denotes figures withheld to avoid disclosing data for individual companies; the data are included in broader industry totals. Detailed industries with 100 or more employees are shown if industry was not a (D). For explanation of terms, abbreviations, and data reliability/comparability, see introductory text]

NAICS code	Industry	Number of employees for week including March 12	Payroll (\$1,000)		Total number of establishments	Number of establishments by employment-size class								
			First quarter	Annual		1 to 4	5 to 9	10 to 19	20 to 49	50 to 99	100 to 249	250 to 499	500 to 999	1,000 or more
	<b>OTTER TAIL</b>													
	<b>Total</b> .....	<b>17 673</b>	<b>93 381</b>	<b>395 368</b>	<b>1 600</b>	<b>927</b>	<b>330</b>	<b>167</b>	<b>119</b>	<b>30</b>	<b>18</b>	<b>6</b>	<b>3</b>	<b>-</b>
11	<b>Forestry, fishing, hunting, and agriculture support</b> .....	(B)	(D)	(D)	6	3	3	-	-	-	-	-	-	-
21	<b>Mining</b> .....	(B)	(D)	(D)	3	-	1	2	-	-	-	-	-	-
22	<b>Utilities</b> .....	(F)	(D)	(D)	9	2	1	1	3	1	-	1	-	-
221	Utilities .....	(F)	(D)	(D)	9	2	1	1	3	1	-	1	-	-
2211	Elec pwr generation, transmsn & distribution ...	(E)	(D)	(D)	6	-	1	1	2	1	-	1	-	-
22112	Electric pwr transmsn, control & distribution ..	(E)	(D)	(D)	4	-	1	-	1	1	-	1	-	-
23	<b>Construction</b> .....	<b>705</b>	<b>3 860</b>	<b>24 272</b>	<b>192</b>	<b>147</b>	<b>28</b>	<b>10</b>	<b>7</b>	<b>-</b>	<b>-</b>	<b>-</b>	<b>-</b>	<b>-</b>
233	Building, developing & general contracting .....	302	1 650	8 137	54	34	13	3	4	-	-	-	-	-
2333	Nonresidential building construction .....	215	1 302	6 061	21	9	5	3	4	-	-	-	-	-
23332	Commercial & institutional bldg construction ..	189	1 172	5 231	18	9	3	2	4	-	-	-	-	-
233320	Commercial & institutional bldg construction .....	189	1 172	5 231	18	9	3	2	4	-	-	-	-	-
235	Special trade contractors .....	349	1 874	9 330	121	99	14	6	2	-	-	-	-	-
2351	Plumbing, heating & AC contractor .....	113	730	3 112	22	14	4	3	1	-	-	-	-	-
23511	Plumbing, heating & AC contractor .....	113	730	3 112	22	14	4	3	1	-	-	-	-	-
235110	Plumbing, heating & AC contractor .....	113	730	3 112	22	14	4	3	1	-	-	-	-	-
31-33	<b>Manufacturing</b> .....	<b>3 848</b>	<b>25 622</b>	<b>104 518</b>	<b>91</b>	<b>34</b>	<b>14</b>	<b>15</b>	<b>14</b>	<b>3</b>	<b>7</b>	<b>2</b>	<b>2</b>	<b>-</b>
311	Food mfg .....	1 887	12 169	46 173	17	4	3	2	1	-	4	2	1	-
3111	Animal food mfg .....	197	1 754	3 288	4	2	1	-	-	-	1	-	-	-
31111	Animal food mfg .....	197	1 754	3 288	4	2	1	-	-	-	1	-	-	-
3113	Sugar & confectionery product mfg .....	(C)	(D)	(D)	2	-	-	1	-	-	1	-	-	-
31134	Nonchocolate confectionery mfg .....	(C)	(D)	(D)	1	-	-	-	-	-	1	-	-	-
3115	Dairy product mfg .....	(E)	(D)	(D)	2	-	-	-	-	-	2	-	-	-
31151	Dairy product (exc frozen) mfg .....	(E)	(D)	(D)	2	-	-	-	-	-	2	-	-	-
3116	Animal slaughtering & processing .....	(F)	(D)	(D)	2	1	-	-	-	-	-	-	1	-
31161	Animal slaughtering & processing .....	(F)	(D)	(D)	2	1	-	-	-	-	-	-	1	-
3118	Bakeries & tortilla mfg .....	(E)	(D)	(D)	4	1	2	-	-	-	-	1	-	-
31181	Bread & bakery product mfg .....	(E)	(D)	(D)	4	1	2	-	-	-	-	1	-	-
3119	Other food mfg .....	(E)	(D)	(D)	2	-	-	-	1	-	-	1	-	-
31191	Snack food mfg .....	(E)	(D)	(D)	1	-	-	-	-	-	-	1	-	-
314	Textile product mills .....	129	557	2 414	6	-	3	-	3	-	-	-	-	-
3149	Other textile product mills .....	(C)	(D)	(D)	5	-	3	-	2	-	-	-	-	-
321	Wood product mfg .....	(C)	(D)	(D)	6	4	-	-	1	-	1	-	-	-
3219	Other wood product mfg .....	(C)	(D)	(D)	4	2	-	-	1	-	1	-	-	-
32191	Millwork .....	(C)	(D)	(D)	2	-	-	-	1	-	1	-	-	-
332	Fabricated metal product mfg .....	355	2 147	9 655	18	8	3	1	4	1	1	-	-	-
3323	Architectural & structural metals mfg .....	121	853	3 757	4	1	1	-	1	1	-	-	-	-
33231	Plate work & fabricated structural prod mfg ...	(C)	(D)	(D)	3	-	1	-	1	1	-	-	-	-
3328	Coating, engrave, heat treating & oth activity ...	(C)	(D)	(D)	2	1	-	-	-	-	1	-	-	-
33281	Coating, engrave, heat treating & oth activity .	(C)	(D)	(D)	2	1	-	-	-	-	1	-	-	-
333	Machinery mfg .....	134	1 010	4 191	8	5	1	-	1	1	-	-	-	-
334	Computer & electronic product mfg .....	143	1 621	6 592	3	-	-	2	-	-	1	-	-	-
3344	Semiconductor & oth electronic component mfg .....	(C)	(D)	(D)	1	-	-	-	-	-	1	-	-	-
33441	Semiconductor & oth electronic component mfg .....	(C)	(D)	(D)	1	-	-	-	-	-	1	-	-	-
335	Electrical equip, appliance & component mfg .....	(C)	(D)	(D)	2	1	-	-	-	1	-	-	-	-
3353	Electrical equipment mfg .....	(C)	(D)	(D)	2	1	-	-	-	1	-	-	-	-
33531	Electrical equipment mfg .....	(C)	(D)	(D)	2	1	-	-	-	1	-	-	-	-
336	Transportation equipment mfg .....	(F)	(D)	(D)	2	-	-	1	-	-	-	-	1	-
3366	Ship & boat building .....	(F)	(D)	(D)	1	-	-	-	-	-	-	-	1	-
33661	Ship & boat building .....	(F)	(D)	(D)	1	-	-	-	-	-	-	-	1	-
42	<b>Wholesale trade</b> .....	<b>586</b>	<b>2 897</b>	<b>13 096</b>	<b>70</b>	<b>42</b>	<b>13</b>	<b>8</b>	<b>5</b>	<b>2</b>	<b>-</b>	<b>-</b>	<b>-</b>	<b>-</b>
421	Wholesale trade, durable goods .....	268	1 550	6 830	39	24	9	4	1	1	-	-	-	-
4211	Motor vehicle, motor vehicle pt & supply whsle .	116	500	2 185	7	4	1	1	-	1	-	-	-	-
4218	Machinery, equipment & supplies whsle .....	106	825	3 775	14	5	6	2	1	-	-	-	-	-
422	Wholesale trade, nondurable goods .....	318	1 347	6 266	31	18	4	4	4	1	-	-	-	-
4229	Miscellaneous nondurable goods whsle .....	100	474	2 241	9	7	-	1	-	1	-	-	-	-

See footnotes at end of table.

**Table 6. Counties—Employees, Payroll, and Establishments by Industry: 2001—Con.**

[Excludes most government employees, railroad employees, and self-employed persons. Size class 1 to 4 includes establishments with payroll, but no employees, during mid-March pay period. (D) denotes figures withheld to avoid disclosing data for individual companies; the data are included in broader industry totals. Detailed industries with 100 or more employees are shown if industry was not a (D). For explanation of terms, abbreviations, and data reliability/comparability, see introductory text]

NAICS code	Industry	Number of employees for week including March 12	Payroll (\$1,000)		Total number of establishments	Number of establishments by employment-size class									
			First quarter	Annual		1 to 4	5 to 9	10 to 19	20 to 49	50 to 99	100 to 249	250 to 499	500 to 999	1,000 or more	
<b>OTTER TAIL—Con.</b>															
<b>44-45</b>	<b>Retail trade</b> .....	<b>3 057</b>	<b>11 668</b>	<b>49 938</b>	<b>309</b>	<b>130</b>	<b>99</b>	<b>45</b>	<b>25</b>	<b>7</b>	<b>3</b>	—	—	—	
441	Motor vehicle & parts dealers .....	403	2 242	10 408	39	15	12	7	3	2	—	—	—	—	
4411	Automobile dealers .....	241	1 697	7 961	18	6	6	2	2	2	—	—	—	—	
44111	New car dealers .....	191	1 326	6 039	8	1	2	2	1	2	—	—	—	—	
441110	New car dealers .....	191	1 326	6 039	8	1	2	2	1	2	—	—	—	—	
443	Electronics & appliance stores .....	104	584	2 362	15	8	3	3	1	—	—	—	—	—	
4431	Electronics & appliance stores .....	104	584	2 362	15	8	3	3	1	—	—	—	—	—	
444	Bldg material & garden equip & supp dealers .....	322	1 545	6 861	51	26	14	7	4	—	—	—	—	—	
4441	Building material & supplies dealers .....	217	905	3 931	36	20	9	4	3	—	—	—	—	—	
44419	Other building material dealers .....	129	673	2 926	23	14	6	1	2	—	—	—	—	—	
444190	Other building material dealers .....	129	673	2 926	23	14	6	1	2	—	—	—	—	—	
4442	Lawn & garden equip & supplies stores .....	105	640	2 930	15	6	5	3	1	—	—	—	—	—	
44422	Nursery & garden centers .....	105	640	2 930	15	6	5	3	1	—	—	—	—	—	
444220	Nursery & garden centers .....	105	640	2 930	15	6	5	3	1	—	—	—	—	—	
445	Food & beverage stores .....	767	1 999	8 474	47	12	19	7	5	2	2	—	—	—	
4451	Grocery stores .....	671	1 729	7 339	28	6	8	5	5	2	2	—	—	—	
44511	Grocery (except convenience) stores .....	602	1 562	6 604	21	5	5	2	5	2	2	—	—	—	
445110	Grocery (except convenience) stores .....	602	1 562	6 604	21	5	5	2	5	2	2	—	—	—	
446	Health & personal care stores .....	133	511	2 159	13	4	5	2	2	—	—	—	—	—	
4461	Health & personal care stores .....	133	511	2 159	13	4	5	2	2	—	—	—	—	—	
44611	Pharmacies & drug stores .....	108	435	1 833	9	3	3	1	2	—	—	—	—	—	
446110	Pharmacies & drug stores .....	108	435	1 833	9	3	3	1	2	—	—	—	—	—	
447	Gasoline stations .....	404	1 037	4 411	53	17	22	9	5	—	—	—	—	—	
4471	Gasoline stations .....	404	1 037	4 411	53	17	22	9	5	—	—	—	—	—	
44711	Gasoline stations with convenience stores .....	301	738	3 154	38	10	18	7	3	—	—	—	—	—	
447110	Gasoline stations with convenience stores .....	301	738	3 154	38	10	18	7	3	—	—	—	—	—	
44719	Other gasoline stations .....	103	299	1 257	15	7	4	2	2	—	—	—	—	—	
447190	Other gasoline stations .....	103	299	1 257	15	7	4	2	2	—	—	—	—	—	
452	General merchandise stores .....	520	2 133	9 146	10	1	1	1	3	3	1	—	—	—	
4521	Department stores .....	(C)	(D)	(D)	2	—	—	—	—	1	1	—	—	—	
45211	Department stores .....	(C)	(D)	(D)	2	—	—	—	—	1	1	—	—	—	
4529	Other general merchandise stores .....	(E)	(D)	(D)	8	1	1	1	3	2	—	—	—	—	
45299	All other general merchandise stores .....	(E)	(D)	(D)	7	1	—	1	3	2	—	—	—	—	
453	Miscellaneous store retailers .....	112	471	1 694	23	12	7	4	—	—	—	—	—	—	
454	Nonstore retailers .....	120	617	2 198	18	11	3	2	2	—	—	—	—	—	
<b>48-49</b>	<b>Transportation &amp; warehousing</b> .....	<b>437</b>	<b>1 905</b>	<b>8 303</b>	<b>60</b>	<b>39</b>	<b>11</b>	<b>3</b>	<b>5</b>	<b>2</b>	—	—	—	—	
484	Truck transportation .....	241	1 243	5 473	50	39	7	1	2	1	—	—	—	—	
4841	General freight trucking .....	177	1 035	4 352	31	25	3	—	2	1	—	—	—	—	
48412	General freight trucking, long-distance .....	167	980	4 152	26	20	3	—	2	1	—	—	—	—	
484121	General freight trucking, long-distance, TL .....	167	980	4 152	26	20	3	—	2	1	—	—	—	—	
485	Transit & ground passenger transportation .....	(C)	(D)	(D)	5	—	—	2	2	1	—	—	—	—	
4854	School & employee bus transportation .....	124	331	1 377	4	—	—	1	2	1	—	—	—	—	
48541	School & employee bus transportation .....	124	331	1 377	4	—	—	1	2	1	—	—	—	—	
485410	School & employee bus transportation .....	124	331	1 377	4	—	—	1	2	1	—	—	—	—	
<b>51</b>	<b>Information</b> .....	<b>409</b>	<b>3 206</b>	<b>13 484</b>	<b>31</b>	<b>14</b>	<b>5</b>	<b>5</b>	<b>6</b>	<b>1</b>	—	—	—	—	
511	Publishing industries .....	109	544	2 285	10	5	1	2	2	—	—	—	—	—	
5111	Newspaper, periodical, book, database publishers .....	(C)	(D)	(D)	9	4	1	2	2	—	—	—	—	—	
513	Broadcasting & telecommunications .....	278	2 556	10 728	15	5	3	2	4	1	—	—	—	—	
5133	Telecommunications .....	229	2 252	9 510	11	3	2	2	3	1	—	—	—	—	
51331	Wired telecommunications carriers .....	222	2 188	9 241	8	1	1	2	3	1	—	—	—	—	
513310	Wired telecommunications carriers .....	222	2 188	9 241	8	1	1	2	3	1	—	—	—	—	
<b>52</b>	<b>Finance &amp; insurance</b> .....	<b>450</b>	<b>3 218</b>	<b>13 735</b>	<b>95</b>	<b>71</b>	<b>6</b>	<b>15</b>	<b>3</b>	—	—	—	—	—	
522	Credit intermediation & related activities .....	292	2 107	9 068	29	11	2	13	3	—	—	—	—	—	
5221	Depository credit intermediation .....	276	1 765	7 717	24	7	2	12	3	—	—	—	—	—	
52211	Commercial banking .....	242	1 510	6 697	18	3	1	11	3	—	—	—	—	—	
522110	Commercial banking .....	242	1 510	6 697	18	3	1	11	3	—	—	—	—	—	
524	Insurance carriers & related activities .....	129	759	3 389	54	50	3	1	—	—	—	—	—	—	
5242	Agencies & other insurance related activities .....	(C)	(D)	(D)	50	46	3	1	—	—	—	—	—	—	
52421	Insurance agencies & brokerages .....	113	694	3 103	48	44	3	1	—	—	—	—	—	—	
524210	Insurance agencies & brokerages .....	113	694	3 103	48	44	3	1	—	—	—	—	—	—	
<b>53</b>	<b>Real estate &amp; rental &amp; leasing</b> .....	<b>130</b>	<b>488</b>	<b>2 052</b>	<b>56</b>	<b>48</b>	<b>6</b>	<b>2</b>	—	—	—	—	—	—	
<b>54</b>	<b>Professional, scientific &amp; technical services</b> .....	<b>340</b>	<b>2 133</b>	<b>9 452</b>	<b>74</b>	<b>47</b>	<b>21</b>	<b>4</b>	<b>2</b>	—	—	—	—	—	
541	Professional, scientific & technical services .....	340	2 133	9 452	74	47	21	4	2	—	—	—	—	—	
<b>55</b>	<b>Management of companies &amp; enterprises</b> .....	<b>(B)</b>	<b>(D)</b>	<b>(D)</b>	<b>2</b>	<b>1</b>	—	—	—	<b>1</b>	—	—	—	—	
<b>56</b>	<b>Admin, support, waste mgt, remediation services</b> .....	<b>1 005</b>	<b>3 348</b>	<b>15 111</b>	<b>54</b>	<b>39</b>	<b>7</b>	<b>1</b>	<b>2</b>	<b>2</b>	<b>1</b>	<b>2</b>	—	—	
561	Administrative & support services .....	978	3 236	14 589	46	34	4	1	2	2	1	2	—	—	
5613	Employment services .....	156	478	3 749	5	2	—	1	1	—	1	—	—	—	
56131	Employment placement agencies .....	(C)	(D)	(D)	3	2	—	—	—	—	1	—	—	—	
5614	Business support services .....	665	2 072	7 176	7	3	—	—	1	1	—	2	—	—	
56142	Telephone call centers .....	(F)	(D)	(D)	3	—	—	—	—	1	—	2	—	—	
5617	Services to buildings & dwellings .....	126	576	3 183	23	21	1	—	—	1	—	—	—	—	
56173	Landscaping services .....	111	560	3 111	16	15	—	—	—	1	—	—	—	—	
561730	Landscaping services .....	111	560	3 111	16	15	—	—	—	1	—	—	—	—	

See footnotes at end of table.

**Table 6. Counties—Employees, Payroll, and Establishments by Industry: 2001—Con.**

[Excludes most government employees, railroad employees, and self-employed persons. Size class 1 to 4 includes establishments with payroll, but no employees, during mid-March pay period. (D) denotes figures withheld to avoid disclosing data for individual companies; the data are included in broader industry totals. Detailed industries with 100 or more employees are shown if industry was not a (D). For explanation of terms, abbreviations, and data reliability/comparability, see introductory text]

NAICS code	Industry	Number of employees for week including March 12	Payroll (\$1,000)		Total number of establishments	Number of establishments by employment-size class								
			First quarter	Annual		1 to 4	5 to 9	10 to 19	20 to 49	50 to 99	100 to 249	250 to 499	500 to 999	1,000 or more
<b>OTTER TAIL—Con.</b>														
<b>61</b>	<b>Educational services . . . . .</b>	<b>175</b>	<b>794</b>	<b>3 170</b>	<b>10</b>	<b>6</b>	<b>1</b>	<b>1</b>	<b>1</b>	<b>—</b>	<b>1</b>	<b>—</b>	<b>—</b>	<b>—</b>
611	Educational services . . . . .	175	794	3 170	10	6	1	1	1	—	1	—	—	—
6111	Elementary & secondary schools . . . . .	157	712	2 837	6	3	1	—	1	—	1	—	—	—
61111	Elementary & secondary schools . . . . .	157	712	2 837	6	3	1	—	1	—	1	—	—	—
611110	Elementary & secondary schools . . . . .	157	712	2 837	6	3	1	—	1	—	1	—	—	—
<b>62</b>	<b>Health care and social assistance . . . . .</b>	<b>3 270</b>	<b>18 145</b>	<b>73 744</b>	<b>127</b>	<b>56</b>	<b>27</b>	<b>16</b>	<b>12</b>	<b>8</b>	<b>6</b>	<b>1</b>	<b>1</b>	<b>—</b>
621	Ambulatory health care services . . . . .	817	5 849	24 631	63	29	17	9	5	1	2	—	—	—
6211	Offices of physicians . . . . .	(E)	(D)	(D)	6	1	2	1	1	—	1	—	—	—
62111	Offices of physicians . . . . .	(E)	(D)	(D)	6	1	2	1	1	—	1	—	—	—
6212	Offices of dentists . . . . .	167	806	3 631	24	7	11	5	1	—	—	—	—	—
62121	Offices of dentists . . . . .	167	806	3 631	24	7	11	5	1	—	—	—	—	—
621210	Offices of dentists . . . . .	167	806	3 631	24	7	11	5	1	—	—	—	—	—
6216	Home health care services . . . . .	214	681	2 839	5	1	—	—	3	—	1	—	—	—
62161	Home health care services . . . . .	214	681	2 839	5	1	—	—	3	—	1	—	—	—
621610	Home health care services . . . . .	214	681	2 839	5	1	—	—	3	—	1	—	—	—
622	Hospitals . . . . .	(F)	(D)	(D)	3	1	—	—	—	—	—	1	1	—
6221	General medical & surgical hospitals . . . . .	(F)	(D)	(D)	3	1	—	—	—	—	—	1	1	—
62211	General medical & surgical hospitals . . . . .	(F)	(D)	(D)	3	1	—	—	—	—	—	1	1	—
623	Nursing & residential care facilities . . . . .	1 131	4 702	19 611	29	6	8	4	3	4	4	—	—	—
6231	Nursing care facilities . . . . .	671	2 979	12 079	7	—	—	—	—	4	3	—	—	—
62311	Nursing care facilities . . . . .	671	2 979	12 079	7	—	—	—	—	4	3	—	—	—
623110	Nursing care facilities . . . . .	671	2 979	12 079	7	—	—	—	—	4	3	—	—	—
6232	Residential mental retardation, health facil . . . . .	(E)	(D)	(D)	16	4	8	2	1	—	1	—	—	—
62321	Residential mental retardation facilities . . . . .	354	1 322	5 922	15	4	7	2	1	—	1	—	—	—
623210	Residential mental retardation facilities . . . . .	354	1 322	5 922	15	4	7	2	1	—	1	—	—	—
624	Social assistance . . . . .	(E)	(D)	(D)	32	20	2	3	4	3	—	—	—	—
6241	Individual & family services . . . . .	(C)	(D)	(D)	14	7	2	2	1	2	—	—	—	—
62419	Other individual & family services . . . . .	193	704	2 737	6	2	—	1	1	2	—	—	—	—
624190	Other individual & family services . . . . .	193	704	2 737	6	2	—	1	1	2	—	—	—	—
6243	Vocational rehabilitation services . . . . .	151	633	2 568	3	—	—	—	2	1	—	—	—	—
62431	Vocational rehabilitation services . . . . .	151	633	2 568	3	—	—	—	2	1	—	—	—	—
624310	Vocational rehabilitation services . . . . .	151	633	2 568	3	—	—	—	2	1	—	—	—	—
<b>71</b>	<b>Arts, entertainment &amp; recreation . . . . .</b>	<b>243</b>	<b>535</b>	<b>2 740</b>	<b>36</b>	<b>22</b>	<b>7</b>	<b>3</b>	<b>3</b>	<b>1</b>	<b>—</b>	<b>—</b>	<b>—</b>	<b>—</b>
713	Amusement, gambling & recreation industries . . . . .	225	477	2 427	28	17	4	3	3	1	—	—	—	—
7139	Other amusement & recreation industries . . . . .	(C)	(D)	(D)	25	15	3	3	3	1	—	—	—	—
71394	Fitness & recreational sports centers . . . . .	139	239	928	7	2	1	1	2	1	—	—	—	—
713940	Fitness & recreational sports centers . . . . .	139	239	928	7	2	1	1	2	1	—	—	—	—
<b>72</b>	<b>Accommodation &amp; food services . . . . .</b>	<b>1 310</b>	<b>2 340</b>	<b>11 640</b>	<b>138</b>	<b>70</b>	<b>25</b>	<b>19</b>	<b>22</b>	<b>2</b>	<b>—</b>	<b>—</b>	<b>—</b>	<b>—</b>
721	Accommodation . . . . .	166	312	1 562	36	25	6	3	2	—	—	—	—	—
7211	Traveler accommodation . . . . .	148	266	1 278	28	19	4	3	2	—	—	—	—	—
72111	Hotels (exc casino hotels) & motels . . . . .	143	261	1 200	23	15	3	3	2	—	—	—	—	—
721110	Hotels (exc casino hotels) & motels . . . . .	143	261	1 200	23	15	3	3	2	—	—	—	—	—
722	Food services & drinking places . . . . .	1 144	2 028	10 078	102	45	19	16	20	2	—	—	—	—
7221	Full-service restaurants . . . . .	621	1 083	4 984	40	13	5	8	13	1	—	—	—	—
72211	Full-service restaurants . . . . .	621	1 083	4 984	40	13	5	8	13	1	—	—	—	—
722110	Full-service restaurants . . . . .	621	1 083	4 984	40	13	5	8	13	1	—	—	—	—
7222	Limited-service eating places . . . . .	387	740	3 917	37	18	6	6	6	1	—	—	—	—
72221	Limited-service eating places . . . . .	387	740	3 917	37	18	6	6	6	1	—	—	—	—
722211	Limited-service restaurants . . . . .	364	713	3 631	28	10	6	5	6	1	—	—	—	—
<b>81</b>	<b>Other services (except public administration) . . . . .</b>	<b>1 056</b>	<b>2 979</b>	<b>12 611</b>	<b>211</b>	<b>131</b>	<b>54</b>	<b>17</b>	<b>9</b>	<b>—</b>	<b>—</b>	<b>—</b>	<b>—</b>	<b>—</b>
811	Repair & maintenance . . . . .	153	675	2 869	57	45	11	1	—	—	—	—	—	—
8111	Automotive repair & maintenance . . . . .	107	503	2 144	40	30	10	—	—	—	—	—	—	—
812	Personal & laundry services . . . . .	132	426	1 793	34	22	10	2	—	—	—	—	—	—
813	Religious, grantmaking, civic, prof & like organizations . . . . .	771	1 878	7 949	120	64	33	14	9	—	—	—	—	—
8131	Religious organizations . . . . .	430	877	3 660	80	44	25	8	3	—	—	—	—	—
81311	Religious organizations . . . . .	430	877	3 660	80	44	25	8	3	—	—	—	—	—
813110	Religious organizations . . . . .	430	877	3 660	80	44	25	8	3	—	—	—	—	—
8134	Civic & social organizations . . . . .	261	409	1 627	25	9	7	4	5	—	—	—	—	—
81341	Civic & social organizations . . . . .	261	409	1 627	25	9	7	4	5	—	—	—	—	—
813410	Civic & social organizations . . . . .	261	409	1 627	25	9	7	4	5	—	—	—	—	—
<b>95</b>	<b>Auxiliaries (exc corporate, subsidiary &amp; regional mgt) . . . . .</b>	<b>(A)</b>	<b>(D)</b>	<b>(D)</b>	<b>1</b>	<b>1</b>	<b>—</b>	<b>—</b>	<b>—</b>	<b>—</b>	<b>—</b>	<b>—</b>	<b>—</b>	<b>—</b>
<b>99</b>	<b>Unclassified establishments . . . . .</b>	<b>(A)</b>	<b>(D)</b>	<b>(D)</b>	<b>25</b>	<b>24</b>	<b>1</b>	<b>—</b>	<b>—</b>	<b>—</b>	<b>—</b>	<b>—</b>	<b>—</b>	<b>—</b>

See footnotes at end of table.

**Table 6. Counties—Employees, Payroll, and Establishments by Industry: 2001—Con.**

[Excludes most government employees, railroad employees, and self-employed persons. Size class 1 to 4 includes establishments with payroll, but no employees, during mid-March pay period. (D) denotes figures withheld to avoid disclosing data for individual companies; the data are included in broader industry totals. Detailed industries with 100 or more employees are shown if industry was not a (D). For explanation of terms, abbreviations, and data reliability/comparability, see introductory text]

NAICS code	Industry	Number of employees for week including March 12	Payroll (\$1,000)		Total number of establishments	Number of establishments by employment-size class									
			First quarter	Annual		1 to 4	5 to 9	10 to 19	20 to 49	50 to 99	100 to 249	250 to 499	500 to 999	1,000 or more	
<b>PENNINGTON</b>															
	<b>Total</b> .....	<b>6 052</b>	<b>33 616</b>	<b>159 793</b>	<b>325</b>	<b>152</b>	<b>84</b>	<b>42</b>	<b>29</b>	<b>11</b>	<b>4</b>	<b>1</b>	<b>1</b>	<b>1</b>	
<b>11</b>	<b>Forestry, fishing, hunting, and agriculture support</b> .....	(A)	(D)	(D)	1	—	1	—	—	—	—	—	—	—	
<b>22</b>	<b>Utilities</b> .....	(A)	(D)	(D)	1	—	1	—	—	—	—	—	—	—	
<b>23</b>	<b>Construction</b> .....	<b>108</b>	<b>472</b>	<b>2 194</b>	<b>20</b>	<b>11</b>	<b>8</b>	<b>—</b>	<b>1</b>	<b>—</b>	<b>—</b>	<b>—</b>	<b>—</b>	<b>—</b>	
<b>31-33</b>	<b>Manufacturing</b> .....	<b>1 299</b>	<b>9 502</b>	<b>55 659</b>	<b>15</b>	<b>3</b>	<b>2</b>	<b>1</b>	<b>5</b>	<b>2</b>	<b>1</b>	<b>—</b>	<b>1</b>	<b>—</b>	
311	Food mfg .....	154	1 454	8 225	3	—	—	1	1	—	1	—	—	—	
3115	Dairy product mfg .....	(C)	(D)	(D)	1	—	—	—	—	—	1	—	—	—	
31151	Dairy product (exc frozen) mfg .....	(C)	(D)	(D)	1	—	—	—	—	—	1	—	—	—	
336	Transportation equipment mfg .....	(F)	(D)	(D)	1	—	—	—	—	—	—	—	1	—	
3369	Other transportation equipment mfg .....	(F)	(D)	(D)	1	—	—	—	—	—	—	—	1	—	
33699	Other transportation equipment mfg .....	(F)	(D)	(D)	1	—	—	—	—	—	—	—	1	—	
<b>42</b>	<b>Wholesale trade</b> .....	<b>1 296</b>	<b>8 918</b>	<b>33 450</b>	<b>19</b>	<b>6</b>	<b>7</b>	<b>4</b>	<b>1</b>	<b>—</b>	<b>—</b>	<b>—</b>	<b>—</b>	<b>1</b>	
421	Wholesale trade, durable goods .....	1 245	8 585	32 209	13	4	5	2	1	—	—	—	—	1	
4216	Electrical goods whsle .....	(G)	(D)	(D)	1	—	—	—	—	—	—	—	—	1	
42169	Other electronic parts & equipment whsle .....	(G)	(D)	(D)	1	—	—	—	—	—	—	—	—	1	
<b>44-45</b>	<b>Retail trade</b> .....	<b>938</b>	<b>3 789</b>	<b>16 219</b>	<b>76</b>	<b>28</b>	<b>24</b>	<b>13</b>	<b>7</b>	<b>3</b>	<b>1</b>	<b>—</b>	<b>—</b>	<b>—</b>	
441	Motor vehicle & parts dealers .....	123	813	3 955	13	4	5	2	2	—	—	—	—	—	
445	Food & beverage stores .....	231	707	3 032	10	3	4	1	—	1	1	—	—	—	
4451	Grocery stores .....	(C)	(D)	(D)	4	1	1	—	—	1	1	—	—	—	
44511	Grocery (except convenience) stores .....	(C)	(D)	(D)	2	—	—	—	—	1	1	—	—	—	
447	Gasoline stations .....	154	401	1 715	12	5	1	4	1	1	—	—	—	—	
4471	Gasoline stations .....	154	401	1 715	12	5	1	4	1	1	—	—	—	—	
44711	Gasoline stations with convenience stores .....	131	285	1 190	6	—	1	3	1	1	—	—	—	—	
447110	Gasoline stations with convenience stores .....	131	285	1 190	6	—	1	3	1	1	—	—	—	—	
452	General merchandise stores .....	152	536	2 278	4	—	1	1	1	1	—	—	—	—	
<b>48-49</b>	<b>Transportation &amp; warehousing</b> .....	<b>58</b>	<b>294</b>	<b>1 229</b>	<b>10</b>	<b>6</b>	<b>1</b>	<b>3</b>	<b>—</b>	<b>—</b>	<b>—</b>	<b>—</b>	<b>—</b>	<b>—</b>	
<b>51</b>	<b>Information</b> .....	<b>63</b>	<b>386</b>	<b>2 126</b>	<b>7</b>	<b>3</b>	<b>1</b>	<b>2</b>	<b>1</b>	<b>—</b>	<b>—</b>	<b>—</b>	<b>—</b>	<b>—</b>	
<b>52</b>	<b>Finance &amp; insurance</b> .....	<b>138</b>	<b>851</b>	<b>3 863</b>	<b>23</b>	<b>19</b>	<b>1</b>	<b>1</b>	<b>1</b>	<b>1</b>	<b>—</b>	<b>—</b>	<b>—</b>	<b>—</b>	
<b>53</b>	<b>Real estate &amp; rental &amp; leasing</b> .....	<b>30</b>	<b>112</b>	<b>540</b>	<b>9</b>	<b>7</b>	<b>1</b>	<b>1</b>	<b>—</b>	<b>—</b>	<b>—</b>	<b>—</b>	<b>—</b>	<b>—</b>	
<b>54</b>	<b>Professional, scientific &amp; technical services</b> .....	<b>70</b>	<b>441</b>	<b>2 042</b>	<b>18</b>	<b>13</b>	<b>4</b>	<b>1</b>	<b>—</b>	<b>—</b>	<b>—</b>	<b>—</b>	<b>—</b>	<b>—</b>	
<b>55</b>	<b>Management of companies &amp; enterprises</b> .....	(A)	(D)	(D)	2	—	2	—	—	—	—	—	—	—	
<b>56</b>	<b>Admin, support, waste mgt, remediation services</b> .....	(B)	(D)	(D)	6	3	2	1	—	—	—	—	—	—	
<b>62</b>	<b>Health care and social assistance</b> .....	<b>957</b>	<b>5 572</b>	<b>27 755</b>	<b>32</b>	<b>11</b>	<b>10</b>	<b>4</b>	<b>2</b>	<b>3</b>	<b>1</b>	<b>1</b>	<b>—</b>	<b>—</b>	
621	Ambulatory health care services .....	230	2 059	11 846	13	3	8	—	1	—	1	—	—	—	
6211	Offices of physicians .....	(C)	(D)	(D)	3	1	—	—	1	—	1	—	—	—	
62111	Offices of physicians .....	(C)	(D)	(D)	3	1	—	—	1	—	1	—	—	—	
622	Hospitals .....	(E)	(D)	(D)	1	—	—	—	—	—	—	1	—	—	
6221	General medical & surgical hospitals .....	(E)	(D)	(D)	1	—	—	—	—	—	—	1	—	—	
62211	General medical & surgical hospitals .....	(E)	(D)	(D)	1	—	—	—	—	—	—	1	—	—	
623	Nursing & residential care facilities .....	(C)	(D)	(D)	6	1	2	2	—	1	—	—	—	—	
624	Social assistance .....	(C)	(D)	(D)	12	7	—	2	1	2	—	—	—	—	
6243	Vocational rehabilitation services .....	(C)	(D)	(D)	2	—	—	—	—	2	—	—	—	—	
62431	Vocational rehabilitation services .....	(C)	(D)	(D)	2	—	—	—	—	2	—	—	—	—	
<b>71</b>	<b>Arts, entertainment &amp; recreation</b> .....	(A)	(D)	(D)	5	5	—	—	—	—	—	—	—	—	
<b>72</b>	<b>Accommodation &amp; food services</b> .....	<b>744</b>	<b>2 058</b>	<b>9 835</b>	<b>32</b>	<b>10</b>	<b>5</b>	<b>8</b>	<b>6</b>	<b>2</b>	<b>1</b>	<b>—</b>	<b>—</b>	<b>—</b>	
721	Accommodation .....	364	1 316	6 897	6	2	—	2	—	1	1	—	—	—	
7211	Traveler accommodation .....	364	1 316	6 897	6	2	—	2	—	1	1	—	—	—	
72111	Hotels (exc casino hotels) & motels .....	(C)	(D)	(D)	5	2	—	2	—	1	—	—	—	—	
72112	Casino hotels .....	(C)	(D)	(D)	1	—	—	—	—	—	1	—	—	—	
722	Food services & drinking places .....	380	742	2 938	26	8	5	6	6	1	—	—	—	—	
7221	Full-service restaurants .....	148	315	1 311	10	2	2	3	3	—	—	—	—	—	
72211	Full-service restaurants .....	148	315	1 311	10	2	2	3	3	—	—	—	—	—	
722110	Full-service restaurants .....	148	315	1 311	10	2	2	3	3	—	—	—	—	—	
7222	Limited-service eating places .....	179	356	1 383	12	5	2	2	2	1	—	—	—	—	
72221	Limited-service eating places .....	179	356	1 383	12	5	2	2	2	1	—	—	—	—	
722211	Limited-service restaurants .....	175	351	1 354	9	2	2	2	2	1	—	—	—	—	
<b>81</b>	<b>Other services (except public administration)</b> .....	<b>289</b>	<b>786</b>	<b>3 135</b>	<b>46</b>	<b>24</b>	<b>14</b>	<b>3</b>	<b>5</b>	<b>—</b>	<b>—</b>	<b>—</b>	<b>—</b>	<b>—</b>	
813	Religious, grantmaking, civic, prof & like organizations .....	210	444	1 785	26	14	4	3	5	—	—	—	—	—	
<b>95</b>	<b>Auxiliaries (exc corporate, subsidiary &amp; regional mgt)</b> .....	(A)	(D)	(D)	2	2	—	—	—	—	—	—	—	—	
<b>99</b>	<b>Unclassified establishments</b> .....	(A)	(D)	(D)	1	1	—	—	—	—	—	—	—	—	

See footnotes at end of table.

**Table 6. Counties—Employees, Payroll, and Establishments by Industry: 2001—Con.**

[Excludes most government employees, railroad employees, and self-employed persons. Size class 1 to 4 includes establishments with payroll, but no employees, during mid-March pay period. (D) denotes figures withheld to avoid disclosing data for individual companies; the data are included in broader industry totals. Detailed industries with 100 or more employees are shown if industry was not a (D). For explanation of terms, abbreviations, and data reliability/comparability, see introductory text]

NAICS code	Industry	Number of employees for week including March 12	Payroll (\$1,000)		Total number of establishments	Number of establishments by employment-size class										
			First quarter	Annual		1 to 4	5 to 9	10 to 19	20 to 49	50 to 99	100 to 249	250 to 499	500 to 999	1,000 or more		
	<b>PINE</b>															
	<b>Total</b> .....	<b>5 106</b>	<b>23 547</b>	<b>107 504</b>	<b>669</b>	<b>417</b>	<b>124</b>	<b>71</b>	<b>43</b>	<b>9</b>	<b>5</b>	-	-	-	-	-
<b>11</b>	<b>Forestry, fishing, hunting, and agriculture support</b> .....	(A)	(D)	(D)	<b>6</b>	<b>5</b>	<b>1</b>	-	-	-	-	-	-	-	-	-
<b>22</b>	<b>Utilities</b> .....	<b>140</b>	<b>1 506</b>	<b>7 330</b>	<b>6</b>	<b>1</b>	<b>2</b>	<b>1</b>	<b>1</b>	<b>1</b>	<b>1</b>	-	-	-	-	-
221	Utilities .....	140	1 506	7 330	6	1	2	1	1	1	1	-	-	-	-	-
2211	Elec pwr generation, transmsn & distribution ...	(C)	(D)	(D)	4	-	2	-	1	1	-	-	-	-	-	-
22112	Electric pwr transmsn, control & distribution ..	(C)	(D)	(D)	3	-	1	-	1	1	-	-	-	-	-	-
<b>23</b>	<b>Construction</b> .....	<b>367</b>	<b>2 361</b>	<b>15 923</b>	<b>115</b>	<b>91</b>	<b>19</b>	<b>3</b>	<b>1</b>	<b>1</b>	<b>1</b>	-	-	-	-	-
235	Special trade contractors .....	232	1 461	8 047	75	59	13	2	-	1	-	-	-	-	-	-
<b>31-33</b>	<b>Manufacturing</b> .....	<b>440</b>	<b>2 797</b>	<b>12 035</b>	<b>35</b>	<b>16</b>	<b>8</b>	<b>6</b>	<b>3</b>	<b>2</b>	<b>2</b>	-	-	-	-	-
332	Fabricated metal product mfg .....	146	1 001	4 356	6	3	-	1	1	1	-	-	-	-	-	-
<b>42</b>	<b>Wholesale trade</b> .....	<b>118</b>	<b>685</b>	<b>2 732</b>	<b>20</b>	<b>13</b>	<b>4</b>	<b>-</b>	<b>3</b>	<b>-</b>	<b>-</b>	<b>-</b>	<b>-</b>	<b>-</b>	<b>-</b>	<b>-</b>
<b>44-45</b>	<b>Retail trade</b> .....	<b>1 096</b>	<b>4 406</b>	<b>19 037</b>	<b>127</b>	<b>60</b>	<b>34</b>	<b>24</b>	<b>6</b>	<b>2</b>	<b>1</b>	-	-	-	-	-
441	Motor vehicle & parts dealers .....	144	1 067	4 759	20	11	3	4	2	-	-	-	-	-	-	-
4411	Automobile dealers .....	(C)	(D)	(D)	9	2	1	4	2	-	-	-	-	-	-	-
44111	New car dealers .....	110	894	3 980	7	-	1	4	2	-	-	-	-	-	-	-
441110	New car dealers .....	110	894	3 980	7	-	1	4	2	-	-	-	-	-	-	-
444	Bldg material & garden equip & supp dealers .....	113	437	1 764	15	3	7	5	-	-	-	-	-	-	-	-
445	Food & beverage stores .....	259	911	3 981	18	4	7	4	1	2	-	-	-	-	-	-
4451	Grocery stores .....	(C)	(D)	(D)	8	-	4	1	1	2	-	-	-	-	-	-
44511	Grocery (except convenience) stores .....	(C)	(D)	(D)	7	-	3	1	1	2	-	-	-	-	-	-
447	Gasoline stations .....	216	689	2 904	23	6	8	7	2	-	-	-	-	-	-	-
4471	Gasoline stations .....	216	689	2 904	23	6	8	7	2	-	-	-	-	-	-	-
44711	Gasoline stations with convenience stores ...	166	490	2 110	15	3	4	6	2	-	-	-	-	-	-	-
447110	Gasoline stations with convenience stores ...	166	490	2 110	15	3	4	6	2	-	-	-	-	-	-	-
452	General merchandise stores .....	248	767	3 314	6	-	1	3	1	-	1	-	-	-	-	-
4521	Department stores .....	(C)	(D)	(D)	1	-	-	-	-	-	1	-	-	-	-	-
45211	Department stores .....	(C)	(D)	(D)	1	-	-	-	-	-	1	-	-	-	-	-
<b>48-49</b>	<b>Transportation &amp; warehousing</b> .....	<b>98</b>	<b>377</b>	<b>1 525</b>	<b>18</b>	<b>14</b>	<b>2</b>	<b>1</b>	<b>1</b>	<b>-</b>	<b>-</b>	<b>-</b>	<b>-</b>	<b>-</b>	<b>-</b>	<b>-</b>
<b>51</b>	<b>Information</b> .....	<b>102</b>	<b>725</b>	<b>3 190</b>	<b>12</b>	<b>6</b>	<b>3</b>	<b>2</b>	<b>1</b>	<b>-</b>	<b>-</b>	<b>-</b>	<b>-</b>	<b>-</b>	<b>-</b>	<b>-</b>
<b>52</b>	<b>Finance &amp; insurance</b> .....	<b>239</b>	<b>1 663</b>	<b>6 110</b>	<b>27</b>	<b>12</b>	<b>5</b>	<b>6</b>	<b>4</b>	<b>-</b>	<b>-</b>	<b>-</b>	<b>-</b>	<b>-</b>	<b>-</b>	<b>-</b>
522	Credit intermediation & related activities .....	200	1 371	5 044	19	6	4	6	3	-	-	-	-	-	-	-
5221	Depository credit intermediation .....	(C)	(D)	(D)	14	4	3	5	2	-	-	-	-	-	-	-
52211	Commercial banking .....	112	779	2 854	10	3	2	3	2	-	-	-	-	-	-	-
522110	Commercial banking .....	112	779	2 854	10	3	2	3	2	-	-	-	-	-	-	-
<b>53</b>	<b>Real estate &amp; rental &amp; leasing</b> .....	<b>63</b>	<b>184</b>	<b>1 029</b>	<b>29</b>	<b>23</b>	<b>6</b>	<b>-</b>	<b>-</b>	<b>-</b>	<b>-</b>	<b>-</b>	<b>-</b>	<b>-</b>	<b>-</b>	<b>-</b>
<b>54</b>	<b>Professional, scientific &amp; technical services</b> .....	<b>95</b>	<b>470</b>	<b>1 971</b>	<b>31</b>	<b>23</b>	<b>8</b>	<b>-</b>	<b>-</b>	<b>-</b>	<b>-</b>	<b>-</b>	<b>-</b>	<b>-</b>	<b>-</b>	<b>-</b>
<b>56</b>	<b>Admin, support, waste mgt, remediation services</b> .....	<b>78</b>	<b>386</b>	<b>1 657</b>	<b>19</b>	<b>15</b>	<b>3</b>	<b>-</b>	<b>1</b>	<b>-</b>	<b>-</b>	<b>-</b>	<b>-</b>	<b>-</b>	<b>-</b>	<b>-</b>
<b>61</b>	<b>Educational services</b> .....	<b>150</b>	<b>331</b>	<b>1 316</b>	<b>6</b>	<b>3</b>	<b>-</b>	<b>1</b>	<b>1</b>	<b>-</b>	<b>1</b>	<b>-</b>	<b>-</b>	<b>-</b>	<b>-</b>	<b>-</b>
611	Educational services .....	150	331	1 316	6	3	-	1	1	-	1	-	-	-	-	-
6111	Elementary & secondary schools .....	(C)	(D)	(D)	3	1	-	1	-	-	1	-	-	-	-	-
61111	Elementary & secondary schools .....	(C)	(D)	(D)	3	1	-	1	-	-	1	-	-	-	-	-
<b>62</b>	<b>Health care and social assistance</b> .....	<b>878</b>	<b>4 693</b>	<b>19 655</b>	<b>49</b>	<b>25</b>	<b>5</b>	<b>8</b>	<b>7</b>	<b>2</b>	<b>2</b>	<b>-</b>	<b>-</b>	<b>-</b>	<b>-</b>	<b>-</b>
621	Ambulatory health care services .....	197	1 350	6 066	22	14	2	3	3	-	-	-	-	-	-	-
623	Nursing & residential care facilities .....	622	3 165	12 863	14	2	-	4	4	2	2	-	-	-	-	-
6231	Nursing care facilities .....	361	1 796	6 951	3	-	-	-	-	1	2	-	-	-	-	-
62311	Nursing care facilities .....	361	1 796	6 951	3	-	-	-	-	1	2	-	-	-	-	-
623110	Nursing care facilities .....	361	1 796	6 951	3	-	-	-	-	1	2	-	-	-	-	-
6232	Residential mental retardation, health facil .....	168	741	3 126	6	-	-	2	4	-	-	-	-	-	-	-
62321	Residential mental retardation facilities .....	(C)	(D)	(D)	5	-	-	1	4	-	-	-	-	-	-	-
<b>71</b>	<b>Arts, entertainment &amp; recreation</b> .....	<b>(B)</b>	<b>(D)</b>	<b>(D)</b>	<b>11</b>	<b>8</b>	<b>2</b>	<b>1</b>	<b>-</b>	<b>-</b>	<b>-</b>	<b>-</b>	<b>-</b>	<b>-</b>	<b>-</b>	<b>-</b>
<b>72</b>	<b>Accommodation &amp; food services</b> .....	<b>914</b>	<b>2 065</b>	<b>9 851</b>	<b>68</b>	<b>30</b>	<b>9</b>	<b>13</b>	<b>14</b>	<b>1</b>	<b>1</b>	<b>-</b>	<b>-</b>	<b>-</b>	<b>-</b>	<b>-</b>
722	Food services & drinking places .....	832	1 895	8 958	55	22	8	10	13	1	1	-	-	-	-	-
7221	Full-service restaurants .....	553	1 367	6 339	21	3	3	6	7	1	1	-	-	-	-	-
72211	Full-service restaurants .....	553	1 367	6 339	21	3	3	6	7	1	1	-	-	-	-	-
722110	Full-service restaurants .....	553	1 367	6 339	21	3	3	6	7	1	1	-	-	-	-	-
7222	Limited-service eating places .....	215	377	1 997	20	8	4	3	5	-	-	-	-	-	-	-
72221	Limited-service eating places .....	215	377	1 997	20	8	4	3	5	-	-	-	-	-	-	-
722211	Limited-service restaurants .....	203	357	1 804	13	3	2	3	5	-	-	-	-	-	-	-
<b>81</b>	<b>Other services (except public administration)</b> .....	<b>270</b>	<b>766</b>	<b>3 475</b>	<b>81</b>	<b>63</b>	<b>13</b>	<b>5</b>	<b>-</b>	<b>-</b>	<b>-</b>	<b>-</b>	<b>-</b>	<b>-</b>	<b>-</b>	<b>-</b>
813	Religious, grantmaking, civic, prof & like organizations .....	175	406	1 869	47	36	8	3	-	-	-	-	-	-	-	-
<b>99</b>	<b>Unclassified establishments</b> .....	<b>(A)</b>	<b>(D)</b>	<b>(D)</b>	<b>9</b>	<b>9</b>	<b>-</b>	<b>-</b>	<b>-</b>	<b>-</b>	<b>-</b>	<b>-</b>	<b>-</b>	<b>-</b>	<b>-</b>	<b>-</b>

See footnotes at end of table.

**Table 6. Counties—Employees, Payroll, and Establishments by Industry: 2001—Con.**

[Excludes most government employees, railroad employees, and self-employed persons. Size class 1 to 4 includes establishments with payroll, but no employees, during mid-March pay period. (D) denotes figures withheld to avoid disclosing data for individual companies; the data are included in broader industry totals. Detailed industries with 100 or more employees are shown if industry was not a (D). For explanation of terms, abbreviations, and data reliability/comparability, see introductory text]

NAICS code	Industry	Number of employees for week including March 12	Payroll (\$1,000)		Total number of establishments	Number of establishments by employment-size class									
			First quarter	Annual		1 to 4	5 to 9	10 to 19	20 to 49	50 to 99	100 to 249	250 to 499	500 to 999	1,000 or more	
<b>PIPESTONE</b>															
	<b>Total</b> .....	<b>3 830</b>	<b>16 125</b>	<b>69 984</b>	<b>299</b>	<b>172</b>	<b>59</b>	<b>30</b>	<b>25</b>	<b>6</b>	<b>4</b>	<b>3</b>	—	—	
11	Forestry, fishing, hunting, and agriculture support .....	(A)	(D)	(D)	2	2	—	—	—	—	—	—	—	—	
21	Mining .....	(A)	(D)	(D)	1	1	—	—	—	—	—	—	—	—	
22	Utilities .....	(A)	(D)	(D)	2	1	—	1	—	—	—	—	—	—	
23	Construction .....	111	398	3 269	39	30	8	—	1	—	—	—	—	—	
31-33	Manufacturing .....	728	4 164	16 414	13	5	1	5	—	—	—	2	—	—	
323	Printing & related support activities .....	(E)	(D)	(D)	2	1	—	—	—	—	—	1	—	—	
3231	Printing & related support activities .....	(E)	(D)	(D)	2	1	—	—	—	—	—	1	—	—	
32311	Printing .....	(E)	(D)	(D)	2	1	—	—	—	—	—	1	—	—	
336	Transportation equipment mfg .....	(E)	(D)	(D)	2	—	1	—	—	—	—	1	—	—	
3366	Ship & boat building .....	(E)	(D)	(D)	1	—	—	—	—	—	—	1	—	—	
33661	Ship & boat building .....	(E)	(D)	(D)	1	—	—	—	—	—	—	1	—	—	
42	Wholesale trade .....	510	2 357	9 982	21	9	1	4	4	2	1	—	—	—	
422	Wholesale trade, nondurable goods .....	474	2 140	9 135	17	7	1	2	4	2	1	—	—	—	
4224	Grocery & related product whse .....	(C)	(D)	(D)	4	1	—	1	1	—	1	—	—	—	
42247	Meat & meat product whse .....	(C)	(D)	(D)	1	—	—	—	—	—	1	—	—	—	
4225	Farm product raw material whse .....	173	765	3 123	10	4	1	1	3	1	—	—	—	—	
42251	Grain & field bean whse .....	109	586	2 331	6	2	—	1	3	—	—	—	—	—	
422510	Grain & field bean whse .....	109	586	2 331	6	2	—	1	3	—	—	—	—	—	
44-45	Retail trade .....	518	1 718	7 743	48	21	11	9	6	1	—	—	—	—	
445	Food & beverage stores .....	192	521	2 334	9	3	1	2	2	1	—	—	—	—	
4451	Grocery stores .....	118	298	1 373	5	2	1	—	1	1	—	—	—	—	
44511	Grocery (except convenience) stores .....	118	298	1 373	5	2	1	—	1	1	—	—	—	—	
445110	Grocery (except convenience) stores .....	118	298	1 373	5	2	1	—	1	1	—	—	—	—	
48-49	Transportation & warehousing .....	98	286	1 234	22	11	10	1	—	—	—	—	—	—	
51	Information .....	79	441	1 867	11	7	3	—	1	—	—	—	—	—	
52	Finance & insurance .....	118	747	3 010	15	8	3	3	1	—	—	—	—	—	
53	Real estate & rental & leasing .....	150	277	1 030	7	3	2	—	—	2	—	—	—	—	
54	Professional, scientific & technical services .....	(E)	(D)	(D)	14	11	1	1	—	—	—	1	—	—	
541	Professional, scientific & technical services .....	(E)	(D)	(D)	14	11	1	1	—	—	—	1	—	—	
5412	Accounting, tax prep, bookkeep, payroll services .....	(E)	(D)	(D)	9	7	—	1	—	—	—	1	—	—	
54121	Accounting, tax prep, bookkeep, payroll services .....	(E)	(D)	(D)	9	7	—	1	—	—	—	1	—	—	
56	Admin, support, waste mgt, remediation services .....	21	81	362	8	6	2	—	—	—	—	—	—	—	
61	Educational services .....	(B)	(D)	(D)	2	1	—	—	1	—	—	—	—	—	
62	Health care and social assistance .....	590	2 400	10 671	23	10	5	2	3	—	3	—	—	—	
622	Hospitals .....	(C)	(D)	(D)	1	—	—	—	—	—	1	—	—	—	
6221	General medical & surgical hospitals .....	(C)	(D)	(D)	1	—	—	—	—	—	1	—	—	—	
62211	General medical & surgical hospitals .....	(C)	(D)	(D)	1	—	—	—	—	—	1	—	—	—	
623	Nursing & residential care facilities .....	268	929	4 167	3	—	—	—	1	—	2	—	—	—	
6231	Nursing care facilities .....	(C)	(D)	(D)	2	—	—	—	—	—	2	—	—	—	
62311	Nursing care facilities .....	(C)	(D)	(D)	2	—	—	—	—	—	2	—	—	—	
71	Arts, entertainment & recreation .....	20	43	189	4	2	2	—	—	—	—	—	—	—	
72	Accommodation & food services .....	348	571	2 499	21	8	1	3	8	1	—	—	—	—	
722	Food services & drinking places .....	(E)	(D)	(D)	17	6	1	2	7	1	—	—	—	—	
7221	Full-service restaurants .....	181	286	1 132	7	—	—	2	5	—	—	—	—	—	
72211	Full-service restaurants .....	181	286	1 132	7	—	—	2	5	—	—	—	—	—	
722110	Full-service restaurants .....	181	286	1 132	7	—	—	2	5	—	—	—	—	—	
7222	Limited-service eating places .....	104	158	817	6	3	—	—	2	1	—	—	—	—	
72221	Limited-service eating places .....	104	158	817	6	3	—	—	2	1	—	—	—	—	
81	Other services (except public administration) .....	144	430	1 901	44	34	9	1	—	—	—	—	—	—	
99	Unclassified establishments .....	(A)	(D)	(D)	2	2	—	—	—	—	—	—	—	—	
<b>POLK</b>															
	<b>Total</b> .....	<b>8 753</b>	<b>41 606</b>	<b>182 583</b>	<b>817</b>	<b>454</b>	<b>161</b>	<b>110</b>	<b>61</b>	<b>19</b>	<b>9</b>	<b>3</b>	—	—	
11	Forestry, fishing, hunting, and agriculture support .....	50	272	1 307	11	7	3	1	—	—	—	—	—	—	
21	Mining .....	(A)	(D)	(D)	3	3	—	—	—	—	—	—	—	—	
22	Utilities .....	(B)	(D)	(D)	3	—	1	1	1	—	—	—	—	—	
23	Construction .....	318	1 991	12 925	73	64	3	3	2	—	1	—	—	—	
233	Building, developing & general contracting .....	154	1 082	5 827	16	14	—	—	1	—	1	—	—	—	
2333	Nonresidential building construction .....	(C)	(D)	(D)	3	1	—	—	1	—	1	—	—	—	
23331	Mfg & industrial building construction .....	(C)	(D)	(D)	1	—	—	—	—	—	1	—	—	—	
235	Special trade contractors .....	115	572	3 465	48	43	3	2	—	—	—	—	—	—	

See footnotes at end of table.

**Table 6. Counties—Employees, Payroll, and Establishments by Industry: 2001—Con.**

[Excludes most government employees, railroad employees, and self-employed persons. Size class 1 to 4 includes establishments with payroll, but no employees, during mid-March pay period. (D) denotes figures withheld to avoid disclosing data for individual companies; the data are included in broader industry totals. Detailed industries with 100 or more employees are shown if industry was not a (D). For explanation of terms, abbreviations, and data reliability/comparability, see introductory text]

NAICS code	Industry	Number of employees for week including March 12	Payroll (\$1,000)		Total number of establishments	Number of establishments by employment-size class								
			First quarter	Annual		1 to 4	5 to 9	10 to 19	20 to 49	50 to 99	100 to 249	250 to 499	500 to 999	1,000 or more
<b>POLK—Con.</b>														
<b>31-33</b>	<b>Manufacturing</b>	<b>1 375</b>	<b>10 372</b>	<b>40 902</b>	<b>42</b>	<b>16</b>	<b>8</b>	<b>5</b>	<b>6</b>	<b>4</b>	<b>2</b>	<b>1</b>		
311	Food mfg	671	5 891	22 892	7	—	2	1	—	—	1	—	—	—
3113	Sugar & confectionery product mfg	(E)	(D)	(D)	1	—	—	—	—	—	—	1	—	—
31131	Sugar mfg	(E)	(D)	(D)	1	—	—	—	—	—	—	1	—	—
3119	Other food mfg	(C)	(D)	(D)	1	—	—	—	—	—	—	1	—	—
31191	Snack food mfg	(C)	(D)	(D)	1	—	—	—	—	—	—	1	—	—
331	Primary metal mfg	(C)	(D)	(D)	3	1	—	—	—	1	1	—	—	—
3315	Foundries	(C)	(D)	(D)	2	—	—	—	—	1	1	—	—	—
33152	Nonferrous metal foundries	(C)	(D)	(D)	1	—	—	—	—	—	1	—	—	—
333	Machinery mfg	164	946	3 687	6	2	1	—	1	2	—	—	—	—
<b>42</b>	<b>Wholesale trade</b>	<b>391</b>	<b>2 473</b>	<b>10 692</b>	<b>52</b>	<b>27</b>	<b>11</b>	<b>11</b>	<b>2</b>	<b>1</b>				
421	Wholesale trade, durable goods	115	729	3 260	15	7	4	3	1	—	—	—	—	—
422	Wholesale trade, nondurable goods	276	1 744	7 432	37	20	7	8	1	1	—	—	—	—
<b>44-45</b>	<b>Retail trade</b>	<b>1 433</b>	<b>5 406</b>	<b>22 798</b>	<b>144</b>	<b>68</b>	<b>37</b>	<b>19</b>	<b>16</b>	<b>2</b>	<b>2</b>			
441	Motor vehicle & parts dealers	157	809	3 338	21	11	5	2	3	—	—	—	—	—
444	Bldg material & garden equip & supp dealers	215	1 233	6 024	24	11	5	4	4	—	—	—	—	—
4441	Building material & supplies dealers	123	667	3 067	13	6	2	4	1	—	—	—	—	—
445	Food & beverage stores	386	1 099	4 833	17	7	3	2	2	2	1	—	—	—
4451	Grocery stores	(E)	(D)	(D)	10	4	1	1	1	2	1	—	—	—
44511	Grocery (except convenience) stores	331	993	4 361	8	2	1	1	1	2	1	—	—	—
445110	Grocery (except convenience) stores	331	993	4 361	8	2	1	1	1	2	1	—	—	—
447	Gasoline stations	144	384	1 557	23	10	7	5	1	—	—	—	—	—
4471	Gasoline stations	144	384	1 557	23	10	7	5	1	—	—	—	—	—
44711	Gasoline stations with convenience stores	131	339	1 356	15	2	7	5	1	—	—	—	—	—
447110	Gasoline stations with convenience stores	131	339	1 356	15	2	7	5	1	—	—	—	—	—
451	Sporting goods, hobby, book & music stores	(C)	(D)	(D)	5	3	—	—	1	—	1	—	—	—
4511	Sporting goods, hobby, musical instrument stores	(C)	(D)	(D)	4	2	—	—	1	—	1	—	—	—
45111	Sporting goods stores	(C)	(D)	(D)	2	1	—	—	—	—	1	—	—	—
<b>48-49</b>	<b>Transportation &amp; warehousing</b>	<b>284</b>	<b>1 689</b>	<b>5 402</b>	<b>36</b>	<b>28</b>	<b>3</b>	<b>3</b>	<b>1</b>		<b>1</b>			
484	Truck transportation	231	1 414	4 368	24	19	2	1	1	—	1	—	—	—
4842	Specialized freight trucking	212	1 278	3 707	17	13	2	—	1	—	1	—	—	—
48422	Specialized freight (exc used) trucking, local	198	1 160	3 105	13	10	1	—	1	—	1	—	—	—
484220	Specialized freight (exc used) trucking, local	198	1 160	3 105	13	10	1	—	1	—	1	—	—	—
<b>51</b>	<b>Information</b>	<b>145</b>	<b>1 246</b>	<b>5 427</b>	<b>10</b>	<b>6</b>	<b>1</b>	<b>2</b>		<b>1</b>				
513	Broadcasting & telecommunications	(C)	(D)	(D)	4	2	—	1	—	1	—	—	—	—
5133	Telecommunications	(C)	(D)	(D)	3	2	—	—	—	1	—	—	—	—
<b>52</b>	<b>Finance &amp; insurance</b>	<b>275</b>	<b>1 856</b>	<b>8 562</b>	<b>49</b>	<b>29</b>	<b>11</b>	<b>7</b>	<b>2</b>					
522	Credit intermediation & related activities	205	1 453	6 779	20	5	6	7	2	—	—	—	—	—
5221	Depository credit intermediation	(C)	(D)	(D)	18	4	5	7	2	—	—	—	—	—
52211	Commercial banking	149	995	5 276	13	3	3	5	2	—	—	—	—	—
522110	Commercial banking	149	995	5 276	13	3	3	5	2	—	—	—	—	—
<b>53</b>	<b>Real estate &amp; rental &amp; leasing</b>	<b>101</b>	<b>328</b>	<b>1 263</b>	<b>15</b>	<b>9</b>	<b>2</b>	<b>3</b>	<b>1</b>					
<b>54</b>	<b>Professional, scientific &amp; technical services</b>	<b>245</b>	<b>1 958</b>	<b>8 876</b>	<b>39</b>	<b>22</b>	<b>11</b>	<b>3</b>	<b>3</b>					
541	Professional, scientific & technical services	245	1 958	8 876	39	22	11	3	3	—	—	—	—	—
<b>55</b>	<b>Management of companies &amp; enterprises</b>	<b>(A)</b>	<b>(D)</b>	<b>(D)</b>	<b>1</b>	<b>1</b>								
<b>56</b>	<b>Admin, support, waste mgt, remediation services</b>	<b>73</b>	<b>285</b>	<b>1 431</b>	<b>22</b>	<b>16</b>	<b>4</b>	<b>2</b>						
<b>61</b>	<b>Educational services</b>	<b>93</b>	<b>347</b>	<b>1 278</b>	<b>6</b>	<b>4</b>	<b>1</b>			<b>1</b>				
<b>62</b>	<b>Health care and social assistance</b>	<b>1 956</b>	<b>8 536</b>	<b>40 428</b>	<b>88</b>	<b>27</b>	<b>23</b>	<b>22</b>	<b>8</b>	<b>3</b>	<b>3</b>	<b>2</b>		
621	Ambulatory health care services	(E)	(D)	(D)	30	11	9	6	3	1	—	—	—	—
622	Hospitals	(F)	(D)	(D)	2	—	—	—	—	—	1	1	—	—
6221	General medical & surgical hospitals	(F)	(D)	(D)	2	—	—	—	—	—	1	1	—	—
62211	General medical & surgical hospitals	(F)	(D)	(D)	2	—	—	—	—	—	1	1	—	—
623	Nursing & residential care facilities	655	2 517	10 683	35	7	11	11	3	1	2	—	—	—
6231	Nursing care facilities	308	1 348	5 632	5	—	—	2	1	—	2	—	—	—
62311	Nursing care facilities	308	1 348	5 632	5	—	—	2	1	—	2	—	—	—
623110	Nursing care facilities	308	1 348	5 632	5	—	—	2	1	—	2	—	—	—
6233	Community care facilities for the elderly	(C)	(D)	(D)	6	5	—	—	—	1	—	—	—	—
62331	Community care facilities for the elderly	(C)	(D)	(D)	6	5	—	—	—	1	—	—	—	—
6239	Other residential care facilities	(C)	(D)	(D)	14	—	5	7	2	—	—	—	—	—
62399	Other residential care facilities	(C)	(D)	(D)	14	—	5	7	2	—	—	—	—	—
624	Social assistance	512	1 597	9 542	21	9	3	5	2	1	—	1	—	—
6241	Individual & family services	(E)	(D)	(D)	6	4	—	1	—	—	—	1	—	—
62419	Other individual & family services	(E)	(D)	(D)	2	1	—	—	—	—	—	1	—	—
6243	Vocational rehabilitation services	(C)	(D)	(D)	3	—	—	1	1	1	—	—	—	—
62431	Vocational rehabilitation services	(C)	(D)	(D)	3	—	—	1	1	1	—	—	—	—
<b>71</b>	<b>Arts, entertainment &amp; recreation</b>	<b>(B)</b>	<b>(D)</b>	<b>(D)</b>	<b>15</b>	<b>11</b>	<b>1</b>	<b>3</b>						

See footnotes at end of table.

**Table 6. Counties—Employees, Payroll, and Establishments by Industry: 2001—Con.**

[Excludes most government employees, railroad employees, and self-employed persons. Size class 1 to 4 includes establishments with payroll, but no employees, during mid-March pay period. (D) denotes figures withheld to avoid disclosing data for individual companies; the data are included in broader industry totals. Detailed industries with 100 or more employees are shown if industry was not a (D). For explanation of terms, abbreviations, and data reliability/comparability, see introductory text]

NAICS code	Industry	Number of employees for week including March 12	Payroll (\$1,000)		Total number of establishments	Number of establishments by employment-size class								
			First quarter	Annual		1 to 4	5 to 9	10 to 19	20 to 49	50 to 99	100 to 249	250 to 499	500 to 999	1,000 or more
<b>POLK—Con.</b>														
<b>72</b>	<b>Accommodation &amp; food services</b>	<b>1 190</b>	<b>2 041</b>	<b>9 270</b>	<b>70</b>	<b>24</b>	<b>14</b>	<b>14</b>	<b>11</b>	<b>7</b>				
721	Accommodation	118	203	895	11	6	1	3	—	1	—	—	—	—
7211	Traveler accommodation	(C)	(D)	(D)	9	5	—	3	—	1	—	—	—	—
72111	Hotels (exc casino hotels) & motels	(C)	(D)	(D)	9	5	—	3	—	1	—	—	—	—
722	Food services & drinking places	1 072	1 838	8 375	59	18	13	11	11	6	—	—	—	—
7221	Full-service restaurants	618	1 084	4 807	25	6	5	4	6	4	—	—	—	—
72211	Full-service restaurants	618	1 084	4 807	25	6	5	4	6	4	—	—	—	—
722110	Full-service restaurants	618	1 084	4 807	25	6	5	4	6	4	—	—	—	—
7222	Limited-service eating places	317	467	2 273	20	5	6	4	3	2	—	—	—	—
72221	Limited-service eating places	317	467	2 273	20	5	6	4	3	2	—	—	—	—
<b>81</b>	<b>Other services (except public administration)</b>	<b>673</b>	<b>1 938</b>	<b>8 350</b>	<b>126</b>	<b>84</b>	<b>25</b>	<b>9</b>	<b>8</b>					
811	Repair & maintenance	140	637	2 957	35	26	5	3	1	—	—	—	—	—
813	Religious, grantmaking, civic, prof & like organizations	468	1 103	4 541	68	40	16	5	7	—	—	—	—	—
8131	Religious organizations	232	680	2 736	45	28	12	2	3	—	—	—	—	—
81311	Religious organizations	232	680	2 736	45	28	12	2	3	—	—	—	—	—
813110	Religious organizations	232	680	2 736	45	28	12	2	3	—	—	—	—	—
8134	Civic & social organizations	206	320	1 377	13	3	4	2	4	—	—	—	—	—
81341	Civic & social organizations	206	320	1 377	13	3	4	2	4	—	—	—	—	—
813410	Civic & social organizations	206	320	1 377	13	3	4	2	4	—	—	—	—	—
<b>95</b>	<b>Auxiliaries (exc corporate, subsidiary &amp; regional mgt)</b>	<b>(A)</b>	<b>(D)</b>	<b>(D)</b>	<b>2</b>	<b>—</b>	<b>1</b>	<b>1</b>	<b>—</b>	<b>—</b>	<b>—</b>	<b>—</b>	<b>—</b>	<b>—</b>
<b>99</b>	<b>Unclassified establishments</b>	<b>(B)</b>	<b>(D)</b>	<b>(D)</b>	<b>10</b>	<b>8</b>	<b>1</b>	<b>1</b>	<b>—</b>	<b>—</b>	<b>—</b>	<b>—</b>	<b>—</b>	<b>—</b>
<b>POPE</b>														
	<b>Total</b>	<b>3 252</b>	<b>21 725</b>	<b>94 715</b>	<b>303</b>	<b>180</b>	<b>59</b>	<b>32</b>	<b>20</b>	<b>6</b>	<b>4</b>	<b>2</b>	<b>—</b>	<b>—</b>
<b>11</b>	<b>Forestry, fishing, hunting, and agriculture support</b>	<b>(A)</b>	<b>(D)</b>	<b>(D)</b>	<b>1</b>	<b>1</b>	<b>—</b>	<b>—</b>	<b>—</b>	<b>—</b>	<b>—</b>	<b>—</b>	<b>—</b>	<b>—</b>
<b>21</b>	<b>Mining</b>	<b>(A)</b>	<b>(D)</b>	<b>(D)</b>	<b>1</b>	<b>1</b>	<b>—</b>	<b>—</b>	<b>—</b>	<b>—</b>	<b>—</b>	<b>—</b>	<b>—</b>	<b>—</b>
<b>22</b>	<b>Utilities</b>	<b>(B)</b>	<b>(D)</b>	<b>(D)</b>	<b>1</b>	<b>—</b>	<b>—</b>	<b>—</b>	<b>1</b>	<b>—</b>	<b>—</b>	<b>—</b>	<b>—</b>	<b>—</b>
<b>23</b>	<b>Construction</b>	<b>82</b>	<b>328</b>	<b>2 907</b>	<b>40</b>	<b>35</b>	<b>4</b>	<b>1</b>	<b>—</b>	<b>—</b>	<b>—</b>	<b>—</b>	<b>—</b>	<b>—</b>
<b>31-33</b>	<b>Manufacturing</b>	<b>543</b>	<b>3 626</b>	<b>15 300</b>	<b>27</b>	<b>7</b>	<b>9</b>	<b>3</b>	<b>6</b>	<b>1</b>	<b>1</b>	<b>—</b>	<b>—</b>	<b>—</b>
333	Machinery mfg	397	2 777	11 880	8	—	1	1	4	1	1	—	—	—
3339	Other general purpose machinery mfg	313	2 344	9 747	4	—	—	—	2	1	1	—	—	—
33392	Material handling equipment mfg	(E)	(D)	(D)	3	—	—	—	1	1	1	—	—	—
<b>42</b>	<b>Wholesale trade</b>	<b>473</b>	<b>7 394</b>	<b>33 047</b>	<b>22</b>	<b>11</b>	<b>2</b>	<b>5</b>	<b>2</b>	<b>1</b>	<b>—</b>	<b>1</b>	<b>—</b>	<b>—</b>
422	Wholesale trade, nondurable goods	399	6 858	30 659	15	9	1	3	—	1	—	1	—	—
4221	Paper & paper product whsle	(E)	(D)	(D)	2	1	—	—	—	—	—	1	—	—
42212	Stationery & office supplies whsle	(E)	(D)	(D)	2	1	—	—	—	—	—	1	—	—
<b>44-45</b>	<b>Retail trade</b>	<b>345</b>	<b>1 316</b>	<b>5 769</b>	<b>41</b>	<b>19</b>	<b>11</b>	<b>7</b>	<b>3</b>	<b>1</b>	<b>—</b>	<b>—</b>	<b>—</b>	<b>—</b>
445	Food & beverage stores	119	427	1 615	8	4	—	2	1	1	—	—	—	—
<b>48-49</b>	<b>Transportation &amp; warehousing</b>	<b>(B)</b>	<b>(D)</b>	<b>(D)</b>	<b>6</b>	<b>4</b>	<b>1</b>	<b>1</b>	<b>—</b>	<b>—</b>	<b>—</b>	<b>—</b>	<b>—</b>	<b>—</b>
<b>51</b>	<b>Information</b>	<b>(A)</b>	<b>(D)</b>	<b>(D)</b>	<b>6</b>	<b>4</b>	<b>2</b>	<b>—</b>	<b>—</b>	<b>—</b>	<b>—</b>	<b>—</b>	<b>—</b>	<b>—</b>
<b>52</b>	<b>Finance &amp; insurance</b>	<b>110</b>	<b>715</b>	<b>3 371</b>	<b>16</b>	<b>11</b>	<b>2</b>	<b>1</b>	<b>2</b>	<b>—</b>	<b>—</b>	<b>—</b>	<b>—</b>	<b>—</b>
<b>53</b>	<b>Real estate &amp; rental &amp; leasing</b>	<b>(A)</b>	<b>(D)</b>	<b>(D)</b>	<b>4</b>	<b>3</b>	<b>1</b>	<b>—</b>	<b>—</b>	<b>—</b>	<b>—</b>	<b>—</b>	<b>—</b>	<b>—</b>
<b>54</b>	<b>Professional, scientific &amp; technical services</b>	<b>172</b>	<b>1 520</b>	<b>6 207</b>	<b>14</b>	<b>5</b>	<b>4</b>	<b>4</b>	<b>—</b>	<b>1</b>	<b>—</b>	<b>—</b>	<b>—</b>	<b>—</b>
541	Professional, scientific & technical services	172	1 520	6 207	14	5	4	4	—	1	—	—	—	—
<b>55</b>	<b>Management of companies &amp; enterprises</b>	<b>(A)</b>	<b>(D)</b>	<b>(D)</b>	<b>1</b>	<b>—</b>	<b>1</b>	<b>—</b>	<b>—</b>	<b>—</b>	<b>—</b>	<b>—</b>	<b>—</b>	<b>—</b>
<b>56</b>	<b>Admin, support, waste mgt, remediation services</b>	<b>(B)</b>	<b>(D)</b>	<b>(D)</b>	<b>10</b>	<b>6</b>	<b>4</b>	<b>—</b>	<b>—</b>	<b>—</b>	<b>—</b>	<b>—</b>	<b>—</b>	<b>—</b>
<b>61</b>	<b>Educational services</b>	<b>(E)</b>	<b>(D)</b>	<b>(D)</b>	<b>1</b>	<b>—</b>	<b>—</b>	<b>—</b>	<b>—</b>	<b>—</b>	<b>—</b>	<b>1</b>	<b>—</b>	<b>—</b>
611	Educational services	(E)	(D)	(D)	1	—	—	—	—	—	—	1	—	—
6111	Elementary & secondary schools	(E)	(D)	(D)	1	—	—	—	—	—	—	1	—	—
61111	Elementary & secondary schools	(E)	(D)	(D)	1	—	—	—	—	—	—	1	—	—
<b>62</b>	<b>Health care and social assistance</b>	<b>670</b>	<b>3 080</b>	<b>12 818</b>	<b>24</b>	<b>10</b>	<b>6</b>	<b>2</b>	<b>1</b>	<b>2</b>	<b>3</b>	<b>—</b>	<b>—</b>	<b>—</b>
622	Hospitals	(C)	(D)	(D)	2	—	—	—	—	1	1	—	—	—
6221	General medical & surgical hospitals	(C)	(D)	(D)	2	—	—	—	—	1	1	—	—	—
62211	General medical & surgical hospitals	(C)	(D)	(D)	2	—	—	—	—	1	1	—	—	—
623	Nursing & residential care facilities	(E)	(D)	(D)	7	1	1	1	1	1	2	—	—	—
6231	Nursing care facilities	318	1 201	5 352	3	—	—	—	—	1	2	—	—	—
62311	Nursing care facilities	318	1 201	5 352	3	—	—	—	—	1	2	—	—	—
623110	Nursing care facilities	318	1 201	5 352	3	—	—	—	—	1	2	—	—	—
<b>71</b>	<b>Arts, entertainment &amp; recreation</b>	<b>(B)</b>	<b>(D)</b>	<b>(D)</b>	<b>4</b>	<b>3</b>	<b>—</b>	<b>1</b>	<b>—</b>	<b>—</b>	<b>—</b>	<b>—</b>	<b>—</b>	<b>—</b>
<b>72</b>	<b>Accommodation &amp; food services</b>	<b>252</b>	<b>430</b>	<b>2 092</b>	<b>25</b>	<b>11</b>	<b>4</b>	<b>5</b>	<b>5</b>	<b>—</b>	<b>—</b>	<b>—</b>	<b>—</b>	<b>—</b>
722	Food services & drinking places	(C)	(D)	(D)	21	8	4	4	5	—	—	—	—	—
7221	Full-service restaurants	128	239	1 078	10	3	2	3	2	—	—	—	—	—
72211	Full-service restaurants	128	239	1 078	10	3	2	3	2	—	—	—	—	—
722110	Full-service restaurants	128	239	1 078	10	3	2	3	2	—	—	—	—	—

See footnotes at end of table.



**Table 6. Counties—Employees, Payroll, and Establishments by Industry: 2001—Con.**

[Excludes most government employees, railroad employees, and self-employed persons. Size class 1 to 4 includes establishments with payroll, but no employees, during mid-March pay period. (D) denotes figures withheld to avoid disclosing data for individual companies; the data are included in broader industry totals. Detailed industries with 100 or more employees are shown if industry was not a (D). For explanation of terms, abbreviations, and data reliability/comparability, see introductory text]

NAICS code	Industry	Number of employees for week including March 12	Payroll (\$1,000)		Total number of establishments	Number of establishments by employment-size class								
			First quarter	Annual		1 to 4	5 to 9	10 to 19	20 to 49	50 to 99	100 to 249	250 to 499	500 to 999	1,000 or more
<b>POPE—Con.</b>														
81	<b>Other services (except public administration) .....</b>	163	383	1 671	52	42	8	2	—	—	—	—	—	—
813	Religious, grantmaking, civic, prof & like organizations .....	117	222	922	31	23	6	2	—	—	—	—	—	—
99	<b>Unclassified establishments .....</b>	(A)	(D)	(D)	7	7	—	—	—	—	—	—	—	—
<b>RAMSEY</b>														
	<b>Total .....</b>	305 934	2 925 483	11 902 436	13 836	6 726	2 559	1 901	1 497	622	376	96	38	21
11	<b>Forestry, fishing, hunting, and agriculture support .....</b>	(B)	(D)	(D)	3	2	—	—	—	1	—	—	—	—
21	<b>Mining .....</b>	(A)	(D)	(D)	1	1	—	—	—	—	—	—	—	—
22	<b>Utilities .....</b>	(F)	(D)	(D)	17	4	4	2	2	1	3	1	—	—
221	Utilities .....	(F)	(D)	(D)	17	4	4	2	2	1	3	1	—	—
2211	Elec pwr generation, transmnsn & distribution ...	(F)	(D)	(D)	14	3	3	2	1	1	3	1	—	—
22111	Electric power generation .....	(C)	(D)	(D)	4	1	1	—	—	1	1	—	—	—
22112	Electric pwr transmnsn, control & distribution ..	(F)	(D)	(D)	10	2	2	2	1	—	2	1	—	—
23	<b>Construction .....</b>	12 960	154 747	716 100	924	541	155	94	81	29	16	6	2	—
233	Building, developing & general contracting .....	2 823	33 356	153 231	299	189	47	32	22	7	1	—	1	—
2331	Land subdivision & land development .....	125	1 692	6 872	20	13	4	2	—	1	—	—	—	—
23311	Land subdivision & land development .....	125	1 692	6 872	20	13	4	2	—	1	—	—	—	—
233110	Land subdivision & land development .....	125	1 692	6 872	20	13	4	2	—	1	—	—	—	—
2332	Residential building construction .....	880	8 446	40 591	198	146	27	14	10	1	—	—	—	—
23321	Single-family housing construction .....	804	7 474	36 170	188	140	24	14	9	1	—	—	—	—
233210	Single-family housing construction .....	804	7 474	36 170	188	140	24	14	9	1	—	—	—	—
2333	Nonresidential building construction .....	1 818	23 218	105 768	81	30	16	16	12	5	1	—	1	—
23332	Commercial & institutional bldg construction ..	1 752	22 650	102 678	77	28	16	16	10	5	1	—	1	—
233320	Commercial & institutional bldg construction ..	1 752	22 650	102 678	77	28	16	16	10	5	1	—	1	—
234	Heavy construction .....	345	3 473	25 445	29	14	5	3	6	1	—	—	—	—
2349	Other heavy construction .....	267	2 528	16 979	24	12	5	2	4	1	—	—	—	—
23499	All other heavy construction .....	180	1 681	10 459	13	6	3	1	2	1	—	—	—	—
234990	All other heavy construction .....	180	1 681	10 459	13	6	3	1	2	1	—	—	—	—
235	Special trade contractors .....	9 792	117 918	537 424	596	338	103	59	53	21	15	6	1	—
2351	Plumbing, heating & AC contractor .....	3 146	43 384	184 885	123	52	26	11	20	8	4	1	1	—
23511	Plumbing, heating & AC contractor .....	3 146	43 384	184 885	123	52	26	11	20	8	4	1	1	—
235110	Plumbing, heating & AC contractor .....	3 146	43 384	184 885	123	52	26	11	20	8	4	1	1	—
2352	Painting & wall covering contractors .....	343	2 591	12 276	51	35	8	3	4	1	—	—	—	—
23521	Painting & wall covering contractors .....	343	2 591	12 276	51	35	8	3	4	1	—	—	—	—
235210	Painting & wall covering contractors .....	343	2 591	12 276	51	35	8	3	4	1	—	—	—	—
2353	Electrical contractors .....	2 730	35 089	152 884	87	35	21	10	9	3	6	3	—	—
23531	Electrical contractors .....	2 730	35 089	152 884	87	35	21	10	9	3	6	3	—	—
235310	Electrical contractors .....	2 730	35 089	152 884	87	35	21	10	9	3	6	3	—	—
2354	Masonry, drywall, insulation, tile contractors ...	1 153	12 519	61 270	61	34	11	9	3	1	1	2	—	—
23541	Masonry & stone contractors .....	114	1 382	8 337	28	19	5	4	—	—	—	—	—	—
235410	Masonry & stone contractors .....	114	1 382	8 337	28	19	5	4	—	—	—	—	—	—
23542	Drywall, acoustical & insulation contractors ...	977	10 570	49 874	25	10	6	3	2	1	1	2	—	—
235420	Drywall, acoustical & insulation contractors ...	977	10 570	49 874	25	10	6	3	2	1	1	2	—	—
2355	Carpentry & floor contractors .....	662	5 546	24 914	85	57	13	9	3	2	1	—	—	—
23551	Carpentry contractors .....	317	2 430	10 926	55	40	6	2	1	—	—	—	—	—
235510	Carpentry contractors .....	317	2 430	10 926	55	40	6	2	1	—	—	—	—	—
23552	Floor laying & other floor contractors .....	345	3 116	13 988	30	17	7	3	1	1	1	—	—	—
235520	Floor laying & other floor contractors .....	345	3 116	13 988	30	17	7	3	1	1	1	—	—	—
2356	Roofing, siding, & sheet metal contractors .....	671	7 054	34 160	78	58	11	1	3	3	2	—	—	—
23561	Roofing, siding, & sheet metal contractors ...	671	7 054	34 160	78	58	11	1	3	3	2	—	—	—
235610	Roofing, siding, & sheet metal contractors ...	671	7 054	34 160	78	58	11	1	3	3	2	—	—	—
2357	Concrete contractors .....	203	1 819	13 877	31	19	5	3	4	—	—	—	—	—
23571	Concrete contractors .....	203	1 819	13 877	31	19	5	3	4	—	—	—	—	—
235710	Concrete contractors .....	203	1 819	13 877	31	19	5	3	4	—	—	—	—	—
2359	Other special trade contractors .....	857	9 685	51 877	75	44	8	13	6	3	1	—	—	—
23592	Glass & glazing contractors .....	124	1 469	5 862	7	2	2	1	1	—	—	—	—	—
235920	Glass & glazing contractors .....	124	1 469	5 862	7	2	2	1	1	—	—	—	—	—
23593	Excavation contractors .....	232	2 959	23 565	17	13	1	1	—	2	—	—	—	—
235930	Excavation contractors .....	232	2 959	23 565	17	13	1	1	—	2	—	—	—	—
23595	Bldg equip & oth mach installation contractor .	220	3 041	13 033	8	3	—	2	2	—	1	—	—	—
235950	Bldg equip & oth mach installation contractor .	220	3 041	13 033	8	3	—	2	2	—	1	—	—	—
23599	All other special trade contractors .....	243	1 957	8 331	38	24	5	6	3	—	—	—	—	—
235990	All other special trade contractors .....	243	1 957	8 331	38	24	5	6	3	—	—	—	—	—
31-33	<b>Manufacturing .....</b>	35 342	442 844	1 632 653	741	233	122	107	136	51	69	17	3	3
311	Food mfg .....	2 179	17 568	75 792	43	13	5	8	9	2	4	1	1	—
3113	Sugar & confectionery product mfg .....	(C)	(D)	(D)	5	3	1	—	—	—	1	—	—	—
31133	Confectionery mfg from purchased chocolate .	(C)	(D)	(D)	3	—	—	—	—	—	1	—	—	—
3115	Dairy product mfg .....	298	3 377	17 720	4	2	—	—	—	—	2	—	—	—
31151	Dairy product (exc frozen) mfg .....	298	3 377	17 720	4	2	—	—	—	—	2	—	—	—
3118	Bakeries & tortilla mfg .....	966	6 352	24 957	19	5	2	4	6	—	1	—	1	—
31181	Bread & bakery product mfg .....	(F)	(D)	(D)	17	4	2	4	5	—	1	—	1	—
311812	Commercial bakeries .....	803	5 640	21 954	8	2	—	1	3	—	1	—	1	—
3119	Other food mfg .....	630	5 489	23 414	8	1	1	3	—	2	—	1	—	—
31191	Snack food mfg .....	(F)	(D)	(D)	2	—	—	—	—	1	—	1	—	—

See footnotes at end of table.

**Table 6. Counties—Employees, Payroll, and Establishments by Industry: 2001—Con.**

[Excludes most government employees, railroad employees, and self-employed persons. Size class 1 to 4 includes establishments with payroll, but no employees, during mid-March pay period. (D) denotes figures withheld to avoid disclosing data for individual companies; the data are included in broader industry totals. Detailed industries with 100 or more employees are shown if industry was not a (D). For explanation of terms, abbreviations, and data reliability/comparability, see introductory text]

NAICS code	Industry	Number of employees for week including March 12	Payroll (\$1,000)		Total number of establishments	Number of establishments by employment-size class									
			First quarter	Annual		1 to 4	5 to 9	10 to 19	20 to 49	50 to 99	100 to 249	250 to 499	500 to 999	1,000 or more	
<b>RAMSEY—Con.</b>															
<b>31-33 Manufacturing—Con.</b>															
312	Beverage & tobacco product mfg .....	(C)	(D)	(D)	4	1	—	1	1	—	1	—	—	—	
3121	Beverage mfg .....	(C)	(D)	(D)	4	1	—	1	1	—	1	—	—		
31212	Breweries .....	(C)	(D)	(D)	2	—	—	—	1	—	1	—	—		
315	Apparel manufacturing .....	151	766	3 174	29	19	6	2	2	—	—	—	—		
3152	Cut & sew apparel mfg .....	124	656	2 645	24	17	3	2	2	—	—	—	—		
321	Wood product mfg .....	432	4 259	17 641	11	1	—	2	7	—	1	—	—		
3219	Other wood product mfg .....	324	3 076	12 592	7	—	—	2	4	—	1	—	—		
32191	Millwork .....	(C)	(D)	(D)	3	—	—	—	2	—	1	—	—		
322	Paper mfg .....	1 593	16 401	66 723	21	4	—	1	5	2	9	—	—		
3221	Pulp, paper & paperboard mills .....	(E)	(D)	(D)	3	—	—	1	—	—	2	—	—		
32213	Paperboard mills .....	(E)	(D)	(D)	2	—	—	—	—	—	2	—	—		
3222	Converted paper product mfg .....	(G)	(D)	(D)	18	4	—	—	5	2	7	—	—		
32221	Paperboard container mfg .....	1 052	10 736	42 105	10	1	—	—	1	2	6	—	—		
322211	Corrugated & solid fiber box mfg .....	653	6 275	25 368	6	—	—	—	1	1	4	—	—		
32223	Stationery product mfg .....	(C)	(D)	(D)	6	3	—	—	3	—	—	—	—		
32229	Other converted paper product mfg .....	(C)	(D)	(D)	1	—	—	—	—	—	1	—	—		
323	Printing & related support activities .....	5 429	54 209	201 140	141	47	31	25	15	8	11	3	1		
3231	Printing & related support activities .....	5 429	54 209	201 140	141	47	31	25	15	8	11	3	1		
32311	Printing .....	5 110	51 159	189 748	124	45	26	18	14	6	11	3	1		
323110	Commercial lithographic printing .....	3 345	36 757	136 042	60	17	15	10	5	2	8	2	1		
323113	Commercial screen printing .....	942	6 163	21 670	19	8	2	1	5	1	1	1	—		
323114	Quick printing .....	221	1 630	6 463	24	13	6	3	1	1	—	—	—		
323119	Other commercial printing .....	356	3 960	15 476	12	5	2	1	1	2	1	—	—		
32312	Printing support activities .....	319	3 050	11 392	17	2	5	7	1	2	—	—	—		
323121	Tradebinding & related work .....	121	866	3 343	7	1	2	3	—	1	—	—	—		
323122	Prepress services .....	198	2 184	8 049	10	1	3	4	1	1	—	—	—		
324	Petroleum & coal products mfg .....	134	1 274	3 944	5	1	1	1	1	1	—	—	—		
3241	Petroleum & coal products mfg .....	134	1 274	3 944	5	1	1	1	1	1	—	—	—		
32412	Asphalt paving, roofing & saturated mat mfg ..	(C)	(D)	(D)	4	1	1	1	—	1	—	—	—		
325	Chemical mfg .....	600	7 957	28 900	27	10	2	7	6	1	1	—	—		
3251	Basic chemical mfg .....	146	1 757	6 570	4	—	—	1	2	1	—	—	—		
3256	Soap, cleaners & toilet preparation mfg .....	285	4 156	14 444	4	—	1	1	1	—	1	—	—		
32562	Toilet preparation mfg .....	(C)	(D)	(D)	2	—	1	—	—	—	1	—	—		
326	Plastics & rubber products mfg .....	889	8 824	34 277	27	9	4	4	6	—	4	—	—		
3261	Plastics product mfg .....	870	8 516	33 459	23	8	1	4	6	—	4	—	—		
32611	Unsupported plastics film, sheet, & bag mfg ..	(C)	(D)	(D)	1	—	—	—	—	—	1	—	—		
32619	Other plastics product mfg .....	689	6 845	27 297	16	5	1	3	4	—	3	—	—		
327	Nonmetallic mineral product mfg .....	(G)	(D)	(D)	17	7	1	3	3	2	—	—	—		
3273	Cement & concrete product mfg .....	(C)	(D)	(D)	6	2	—	1	1	2	—	—	—		
32732	Ready-mix concrete mfg .....	(C)	(D)	(D)	5	2	—	1	1	1	—	—	—		
3279	Other nonmetallic mineral product mfg .....	(G)	(D)	(D)	5	2	—	1	1	—	—	—	—		
32791	Abrasive product mfg .....	(G)	(D)	(D)	1	—	—	—	—	—	—	—	1		
331	Primary metal mfg .....	1 372	15 427	62 519	14	2	1	1	3	3	2	2	—		
3311	Iron & steel mills & ferroalloy mfg .....	(F)	(D)	(D)	4	1	1	—	—	1	—	1	—		
33111	Iron & steel mills & ferroalloy mfg .....	(F)	(D)	(D)	4	1	1	—	—	1	—	1	—		
3315	Foundries .....	(F)	(D)	(D)	10	1	—	1	3	2	2	1	—		
33151	Ferrous metal foundries .....	(C)	(D)	(D)	4	1	—	—	1	2	—	—	—		
33152	Nonferrous metal foundries .....	698	7 409	30 096	6	—	—	1	2	—	2	1	—		
331522	Nonferrous (exc alum) die-casting foundries .....	366	3 893	15 244	3	—	—	—	2	—	—	1	—		
332	Fabricated metal product mfg .....	3 469	36 423	139 093	124	37	17	14	35	13	8	—	—		
3323	Architectural & structural metals mfg .....	885	8 455	32 733	27	3	1	3	16	3	1	—	—		
33231	Plate work & fabricated structural prod mfg ...	160	1 350	6 010	6	1	—	—	5	—	—	—	—		
33232	Ornamental & architectural metal prod mfg ...	725	7 105	26 723	21	2	1	3	11	3	1	—	—		
332322	Sheet metal work mfg .....	604	5 865	21 964	15	1	1	2	7	3	1	—	—		
332323	Ornamental & architectural metal work mfg .	121	1 240	4 759	6	1	—	1	4	—	—	—	—		
3324	Boiler, tank & shipping container mfg .....	(C)	(D)	(D)	2	—	—	—	—	—	2	—	—		
33243	Light gauge metal container mfg .....	(C)	(D)	(D)	2	—	—	—	—	—	2	—	—		
3326	Spring & wire product mfg .....	281	2 351	9 159	12	3	2	2	3	2	—	—	—		
33261	Spring & wire product mfg .....	281	2 351	9 159	12	3	2	2	3	2	—	—	—		
3327	Mach shops, turn prod, screw, nut, bolt mfg ....	836	10 491	39 735	38	19	5	3	6	2	3	—	—		
33271	Machine shops .....	666	9 127	34 012	33	19	5	2	3	1	3	—	—		
332710	Machine shops .....	666	9 127	34 012	33	19	5	2	3	1	3	—	—		
33272	Turned product & screw, nut & bolt mfg .....	170	1 364	5 723	5	—	—	1	3	1	—	—	—		
3328	Coating, engrave, heat treating & oth activity ...	655	5 722	21 835	22	2	5	3	8	3	1	—	—		
33281	Coating, engrave, heat treating & oth activity .	655	5 722	21 835	22	2	5	3	8	3	1	—	—		
332812	Metal coating, engraving & allied services ..	378	3 221	11 976	12	1	2	2	5	1	1	—	—		
3329	Other fabricated metal product mfg .....	501	5 837	21 405	17	7	3	2	2	2	1	—	—		
33291	Metal valve mfg .....	(E)	(D)	(D)	6	3	—	—	1	1	1	—	—		
33299	All other fabricated metal product mfg .....	(C)	(D)	(D)	11	4	3	2	1	1	—	—	—		

See footnotes at end of table.

**Table 6. Counties—Employees, Payroll, and Establishments by Industry: 2001—Con.**

[Excludes most government employees, railroad employees, and self-employed persons. Size class 1 to 4 includes establishments with payroll, but no employees, during mid-March pay period. (D) denotes figures withheld to avoid disclosing data for individual companies; the data are included in broader industry totals. Detailed industries with 100 or more employees are shown if industry was not a (D). For explanation of terms, abbreviations, and data reliability/comparability, see introductory text]

NAICS code	Industry	Number of employees for week including March 12	Payroll (\$1,000)		Total number of establishments	Number of establishments by employment-size class									
			First quarter	Annual		1 to 4	5 to 9	10 to 19	20 to 49	50 to 99	100 to 249	250 to 499	500 to 999	1,000 or more	
<b>RAMSEY—Con.</b>															
<b>31-33 Manufacturing—Con.</b>															
333	Machinery mfg . . . . .	2 680	30 897	118 754	59	16	8	12	9	5	7	2	—	—	
3331	Ag, construction & mining machinery mfg . . . . .	(C)	(D)	(D)	2	—	—	—	—	2	—	—	—	—	
3332	Industrial machinery mfg . . . . .	261	3 636	11 902	11	4	1	3	2	—	1	—	—	—	
33329	Other industrial machinery mfg . . . . .	261	3 636	11 902	11	4	1	3	2	—	1	—	—	—	
3333	Commercial & service industry machinery mfg . . . . .	(E)	(D)	(D)	5	2	1	—	1	—	—	1	—	—	
33331	Commercial & service industry machinery mfg . . . . .	(E)	(D)	(D)	5	2	1	—	1	—	—	1	—	—	
3335	Metalworking machinery mfg . . . . .	412	4 167	15 623	16	4	3	4	4	—	1	—	—	—	
33351	Metalworking machinery mfg . . . . .	412	4 167	15 623	16	4	3	4	4	—	1	—	—	—	
3336	Engine, turbine & power transmsn equip mfg . . . . .	(E)	(D)	(D)	2	—	—	—	—	1	1	—	—	—	
33361	Engine, turbine & power transmsn equip mfg . . . . .	(E)	(D)	(D)	2	—	—	—	—	1	1	—	—	—	
3339	Other general purpose machinery mfg . . . . .	1 190	14 272	57 682	22	6	3	5	2	1	4	1	—	—	
33391	Pump & compressor mfg . . . . .	(F)	(D)	(D)	3	—	1	—	—	—	1	1	—	—	
33392	Material handling equipment mfg . . . . .	(C)	(D)	(D)	5	—	1	2	1	—	1	—	—	—	
33399	All other general purpose machinery mfg . . . . .	444	5 025	20 828	14	6	1	3	1	1	2	—	—	—	
333999	All other general purpose machinery mfg . . . . .	332	4 016	16 161	6	2	—	2	—	—	2	—	—	—	
334	Computer & electronic product mfg . . . . .	7 299	126 479	403 984	60	12	12	4	9	4	10	7	1	1	
3341	Computer & peripheral equipment mfg . . . . .	219	2 972	12 051	10	4	2	1	2	—	1	—	—	—	
33411	Computer & peripheral equipment mfg . . . . .	219	2 972	12 051	10	4	2	1	2	—	1	—	—	—	
3342	Communications equipment mfg . . . . .	(F)	(D)	(D)	3	1	—	—	1	—	—	1	—	—	
33429	Other communications equipment mfg . . . . .	(E)	(D)	(D)	1	—	—	—	—	—	—	1	—	—	
3344	Semiconductor & oth electronic component mfg . . . . .	2 178	23 637	84 852	23	2	6	2	3	4	2	3	1	—	
33441	Semiconductor & oth electronic component mfg . . . . .	2 178	23 637	84 852	23	2	6	2	3	4	2	3	1	—	
334412	Bare printed circuit board mfg . . . . .	780	7 553	24 849	9	1	2	1	1	2	—	2	—	—	
334418	Printed circuit assembly (electronic assembly) mfg . . . . .	1 036	12 390	45 111	6	—	1	—	2	1	—	1	1	—	
3345	Nav, measuring, medical, control instruments mfg . . . . .	4 239	93 282	281 150	20	4	3	1	2	—	6	3	—	1	
33451	Nav, measuring, medical, control instruments mfg . . . . .	4 239	93 282	281 150	20	4	3	1	2	—	6	3	—	1	
3346	Mfg & reproducing magnetic & optical media . . . . .	(C)	(D)	(D)	2	1	—	—	—	—	1	—	—	—	
33461	Mfg & reproducing magnetic & optical media . . . . .	(C)	(D)	(D)	2	1	—	—	—	—	1	—	—	—	
335	Electrical equip, appliance & component mfg . . . . .	238	2 124	8 577	12	2	4	1	3	2	—	—	—	—	
3353	Electrical equipment mfg . . . . .	105	1 051	4 488	7	—	4	—	3	—	—	—	—	—	
33531	Electrical equipment mfg . . . . .	105	1 051	4 488	7	—	4	—	3	—	—	—	—	—	
3359	Other electrical equipment & component mfg . . . . .	(C)	(D)	(D)	3	1	—	—	—	2	—	—	—	—	
33599	All oth electrical equipment & component mfg . . . . .	(C)	(D)	(D)	2	—	—	—	—	2	—	—	—	—	
336	Transportation equipment mfg . . . . .	2 304	32 497	141 297	8	1	—	1	2	2	1	—	—	1	
3361	Motor vehicle mfg . . . . .	(G)	(D)	(D)	1	—	—	—	—	—	—	—	—	1	
33611	Automobile & light duty motor vehicle mfg . . . . .	(G)	(D)	(D)	1	—	—	—	—	—	—	—	—	1	
3362	Motor vehicle body & trailer mfg . . . . .	(C)	(D)	(D)	2	—	—	—	—	1	1	—	—	—	
33621	Motor vehicle body & trailer mfg . . . . .	(C)	(D)	(D)	2	—	—	—	—	1	1	—	—	—	
3366	Ship & boat building . . . . .	(C)	(D)	(D)	2	—	—	—	1	1	—	—	—	—	
33661	Ship & boat building . . . . .	(C)	(D)	(D)	2	—	—	—	1	1	—	—	—	—	
337	Furniture & related product mfg . . . . .	948	7 298	29 150	34	11	9	8	3	1	1	1	—	—	
3372	Office furniture (including fixtures) mfg . . . . .	110	992	4 138	9	3	1	3	2	—	—	—	—	—	
33721	Office furniture (including fixtures) mfg . . . . .	110	992	4 138	9	3	1	3	2	—	—	—	—	—	
3379	Other furniture related product mfg . . . . .	(F)	(D)	(D)	8	1	1	2	1	1	1	1	—	—	
33791	Mattress mfg . . . . .	738	5 577	21 828	7	—	1	2	1	1	1	1	—	—	
337910	Mattress mfg . . . . .	738	5 577	21 828	7	—	1	2	1	1	1	1	—	—	
339	Miscellaneous mfg . . . . .	2 816	36 178	137 793	89	31	17	12	14	5	9	1	—	—	
3391	Medical equipment & supplies mfg . . . . .	2 020	27 878	107 027	50	17	8	8	6	3	7	1	—	—	
33911	Medical equipment & supplies mfg . . . . .	2 020	27 878	107 027	50	17	8	8	6	3	7	1	—	—	
339112	Surgical & medical instrument mfg . . . . .	907	13 634	50 945	14	4	3	2	1	1	2	1	—	—	
339113	Surgical appliance & supplies mfg . . . . .	530	8 378	33 313	10	4	1	1	1	—	3	—	—	—	
339116	Dental laboratories . . . . .	344	2 956	10 928	19	8	3	3	3	1	1	—	—	—	
3399	Other miscellaneous mfg . . . . .	796	8 300	30 766	39	14	9	4	8	2	2	—	—	—	
33995	Sign mfg . . . . .	659	7 327	25 977	20	5	4	1	6	2	2	—	—	—	
339950	Sign mfg . . . . .	659	7 327	25 977	20	5	4	1	6	2	2	—	—	—	
<b>42</b>	<b>Wholesale trade . . . . .</b>	<b>17 951</b>	<b>210 918</b>	<b>853 265</b>	<b>890</b>	<b>406</b>	<b>164</b>	<b>144</b>	<b>108</b>	<b>36</b>	<b>27</b>	<b>1</b>	<b>3</b>	<b>1</b>	
421	Wholesale trade, durable goods . . . . .	12 020	146 550	590 759	635	296	124	96	74	26	17	—	1	1	
4211	Motor vehicle, motor vehicle pt & supply whsle . . . . .	1 180	9 463	39 131	67	21	14	19	8	2	3	—	—	—	
42111	Automobile & other motor vehicle whsle . . . . .	328	4 304	17 595	16	7	1	4	1	2	1	—	—	—	
421110	Automobile & other motor vehicle whsle . . . . .	328	4 304	17 595	16	7	1	4	1	2	1	—	—	—	
42112	Motor vehicle supplies & new parts whsle . . . . .	723	4 334	17 960	37	10	7	12	6	—	2	—	—	—	
421120	Motor vehicle supplies & new parts whsle . . . . .	723	4 334	17 960	37	10	7	12	6	—	2	—	—	—	
42114	Motor vehicle parts (used) whsle . . . . .	(C)	(D)	(D)	12	4	4	3	1	—	—	—	—	—	
4212	Furniture & home furnishing whsle . . . . .	557	4 687	18 689	35	14	9	5	4	2	1	—	—	—	
42121	Furniture whsle . . . . .	105	1 037	3 942	20	9	8	3	—	—	—	—	—	—	
421210	Furniture whsle . . . . .	105	1 037	3 942	20	9	8	3	—	—	—	—	—	—	
42122	Home furnishing whsle . . . . .	452	3 650	14 747	15	5	1	2	4	2	1	—	—	—	
421220	Home furnishing whsle . . . . .	452	3 650	14 747	15	5	1	2	4	2	1	—	—	—	
4213	Lumber & other construction materials whsle . . . . .	586	6 717	29 307	35	16	8	3	3	5	—	—	—	—	
42131	Lumber, plywood, millwork & wood panel whsle . . . . .	521	6 057	26 257	22	10	3	1	3	5	—	—	—	—	
421310	Lumber, plywood, millwork & wood panel whsle . . . . .	521	6 057	26 257	22	10	3	1	3	5	—	—	—	—	

See footnotes at end of table.

**Table 6. Counties—Employees, Payroll, and Establishments by Industry: 2001—Con.**

[Excludes most government employees, railroad employees, and self-employed persons. Size class 1 to 4 includes establishments with payroll, but no employees, during mid-March pay period. (D) denotes figures withheld to avoid disclosing data for individual companies; the data are included in broader industry totals. Detailed industries with 100 or more employees are shown if industry was not a (D). For explanation of terms, abbreviations, and data reliability/comparability, see introductory text]

NAICS code	Industry	Number of employees for week including March 12	Payroll (\$1,000)		Total number of establishments	Number of establishments by employment-size class									
			First quarter	Annual		1 to 4	5 to 9	10 to 19	20 to 49	50 to 99	100 to 249	250 to 499	500 to 999	1,000 or more	
<b>RAMSEY—Con.</b>															
<b>42</b>	<b>Wholesale trade—Con.</b>														
421	Wholesale trade, durable goods—Con.														
4214	Professional & commercial equip & supp whsle .	4 634	61 985	247 462	104	46	20	12	14	4	6	—	1	1	
42142	Office equipment whsle . . . . .	322	3 365	17 185	10	4	—	3	—	1	2	—	—	—	
421420	Office equipment whsle . . . . .	322	3 365	17 185	10	4	—	3	—	1	2	—	—	—	
42143	Computer & peripheral equip & software whsle . . . . .	621	12 011	40 897	37	17	7	4	7	1	1	—	—	—	
421430	Computer & peripheral equip & software whsle . . . . .	621	12 011	40 897	37	17	7	4	7	1	1	—	—	—	
42144	Other commercial equipment whsle . . . . .	119	1 413	6 749	13	7	2	1	3	—	—	—	—	—	
421440	Other commercial equipment whsle . . . . .	119	1 413	6 749	13	7	2	1	3	—	—	—	—	—	
42145	Medical, dental, hospital equip & supp whsle . . . . .	3 476	44 131	179 449	35	14	9	3	2	2	3	—	1	1	
421450	Medical, dental, hospital equip & supp whsle . . . . .	3 476	44 131	179 449	35	14	9	3	2	2	3	—	1	1	
4215	Metal & mineral (except petroleum) whsle . . . . .	250	2 772	10 612	19	8	5	2	3	1	—	—	—	—	
42151	Metal service centers & offices whsle . . . . .	250	2 772	10 612	19	8	5	2	3	1	—	—	—	—	
421510	Metal service centers & offices whsle . . . . .	250	2 772	10 612	19	8	5	2	3	1	—	—	—	—	
4216	Electrical goods whsle . . . . .	1 354	16 715	68 526	90	39	16	15	16	2	2	—	—	—	
42161	Elec equip, wiring supp, const material whsle . . . . .	587	7 228	29 017	31	14	5	5	5	—	2	—	—	—	
421610	Elec equip, wiring supp, const material whsle . . . . .	587	7 228	29 017	31	14	5	5	5	—	2	—	—	—	
42169	Other electronic parts & equipment whsle . . . . .	699	8 987	37 008	53	22	11	9	9	2	—	—	—	—	
421690	Other electronic parts & equipment whsle . . . . .	699	8 987	37 008	53	22	11	9	9	2	—	—	—	—	
4217	Hardware, plumb & heating equip & sup whsle . . . . .	1 277	15 978	65 761	65	26	10	13	10	3	3	—	—	—	
42171	Hardware whsle . . . . .	573	6 381	24 684	32	11	6	6	6	2	1	—	—	—	
421710	Hardware whsle . . . . .	573	6 381	24 684	32	11	6	6	6	2	1	—	—	—	
42172	Plumbing & heating equipment & supplies whsle . . . . .	588	6 955	28 073	17	5	2	5	2	1	2	—	—	—	
421720	Plumbing & heating equipment & supplies whsle . . . . .	588	6 955	28 073	17	5	2	5	2	1	2	—	—	—	
4218	Machinery, equipment & supplies whsle . . . . .	1 480	18 169	71 823	145	80	30	18	11	5	1	—	—	—	
42181	Const & mining (exc petroleum) equip whsle . . . . .	182	2 501	10 184	8	4	—	2	1	—	1	—	—	—	
421810	Const & mining (exc petroleum) equip whsle . . . . .	182	2 501	10 184	8	4	—	2	1	—	1	—	—	—	
42183	Industrial machinery & equipment whsle . . . . .	599	6 510	28 047	75	44	17	8	4	2	—	—	—	—	
421830	Industrial machinery & equipment whsle . . . . .	599	6 510	28 047	75	44	17	8	4	2	—	—	—	—	
42184	Industrial supplies whsle . . . . .	420	6 082	21 218	38	19	9	6	2	2	—	—	—	—	
421840	Industrial supplies whsle . . . . .	420	6 082	21 218	38	19	9	6	2	2	—	—	—	—	
42185	Service establishment equip & supplies whsle . . . . .	175	1 603	6 960	12	6	3	—	2	1	—	—	—	—	
421850	Service establishment equip & supplies whsle . . . . .	175	1 603	6 960	12	6	3	—	2	1	—	—	—	—	
4219	Miscellaneous durable goods whsle . . . . .	702	10 064	39 448	75	46	12	9	5	2	1	—	—	—	
42193	Recyclable material whsle . . . . .	226	2 278	8 203	14	4	1	5	3	1	—	—	—	—	
421930	Recyclable material whsle . . . . .	226	2 278	8 203	14	4	1	5	3	1	—	—	—	—	
42199	Other miscellaneous durable goods whsle . . . . .	351	6 689	26 232	33	22	5	3	1	1	1	—	—	—	
421990	Other miscellaneous durable goods whsle . . . . .	351	6 689	26 232	33	22	5	3	1	1	1	—	—	—	
422	Wholesale trade, nondurable goods . . . . .	5 931	64 368	262 506	255	110	40	48	34	10	10	1	2	—	
4221	Paper & paper product whsle . . . . .	731	8 217	32 201	40	17	10	6	3	1	3	—	—	—	
42211	Printing & writing paper whsle . . . . .	119	1 558	6 316	4	2	1	—	—	—	1	—	—	—	
422110	Printing & writing paper whsle . . . . .	119	1 558	6 316	4	2	1	—	—	—	1	—	—	—	
42212	Stationery & office supplies whsle . . . . .	323	3 583	13 514	25	13	5	5	1	—	1	—	—	—	
422120	Stationery & office supplies whsle . . . . .	323	3 583	13 514	25	13	5	5	1	—	1	—	—	—	
42213	Industrial & personal service paper whsle . . . . .	289	3 076	12 371	11	2	4	1	2	1	1	—	—	—	
422130	Industrial & personal service paper whsle . . . . .	289	3 076	12 371	11	2	4	1	2	1	1	—	—	—	
4222	Drugs & druggists' sundries whsle . . . . .	301	2 371	10 339	16	6	3	3	2	2	—	—	—	—	
42221	Drugs & druggists' sundries whsle . . . . .	301	2 371	10 339	16	6	3	3	2	2	—	—	—	—	
422210	Drugs & druggists' sundries whsle . . . . .	301	2 371	10 339	16	6	3	3	2	2	—	—	—	—	
4223	Apparel, piece goods & notions whsle . . . . .	135	1 084	4 271	19	9	4	5	1	—	—	—	—	—	
4224	Grocery & related product whsle . . . . .	1 767	19 679	82 316	49	20	7	9	6	3	3	—	1	—	
42241	General line grocery whsle . . . . .	(F)	(D)	(D)	5	3	—	—	—	—	1	—	1	—	
42243	Dairy product (exc dried or canned) whsle . . . . .	160	1 868	7 762	5	1	—	2	1	—	1	—	—	—	
422430	Dairy product (exc dried or canned) whsle . . . . .	160	1 868	7 762	5	1	—	2	1	—	1	—	—	—	
42248	Fresh fruit & vegetable whsle . . . . .	357	2 808	12 527	11	3	2	—	5	—	1	—	—	—	
422480	Fresh fruit & vegetable whsle . . . . .	357	2 808	12 527	11	3	2	—	5	—	1	—	—	—	
42249	Other grocery & related products whsle . . . . .	236	2 032	8 034	18	6	4	6	—	2	—	—	—	—	
422490	Other grocery & related products whsle . . . . .	236	2 032	8 034	18	6	4	6	—	2	—	—	—	—	
4226	Chemical & allied products whsle . . . . .	1 186	13 808	54 495	44	17	3	12	9	2	—	—	1	—	
42269	Other chemical & allied products whsle . . . . .	1 095	12 754	52 022	36	11	2	12	9	1	—	—	1	—	
422690	Other chemical & allied products whsle . . . . .	1 095	12 754	52 022	36	11	2	12	9	1	—	—	1	—	
4227	Petroleum & petroleum products whsle . . . . .	245	3 037	11 300	16	4	5	3	3	1	—	—	—	—	
42271	Petroleum bulk stations & terminals . . . . .	170	2 283	8 094	8	1	2	2	2	1	—	—	—	—	
422710	Petroleum bulk stations & terminals . . . . .	170	2 283	8 094	8	1	2	2	2	1	—	—	—	—	
4228	Beer, wine, distilled alcoholic beverage whsle . . . . .	938	10 423	44 510	9	3	1	—	—	1	3	1	—	—	
42281	Beer & ale whsle . . . . .	(E)	(D)	(D)	3	—	—	—	—	1	2	—	—	—	
42282	Wine & distilled alcoholic beverage whsle . . . . .	(F)	(D)	(D)	6	3	1	—	—	—	1	1	—	—	
4229	Miscellaneous nondurable goods whsle . . . . .	555	4 894	18 875	57	34	6	7	9	—	1	—	—	—	
42292	Book, periodical & newspaper whsle . . . . .	219	2 400	8 571	10	5	—	2	2	—	1	—	—	—	
422920	Book, periodical & newspaper whsle . . . . .	219	2 400	8 571	10	5	—	2	2	—	1	—	—	—	
42299	Other miscellaneous nondurable goods whsle . . . . .	181	1 175	5 431	32	22	4	2	4	—	—	—	—	—	
422990	Other miscellaneous nondurable goods whsle . . . . .	181	1 175	5 431	32	22	4	2	4	—	—	—	—	—	
<b>44-45</b>	<b>Retail trade . . . . .</b>	<b>34 191</b>	<b>174 319</b>	<b>736 752</b>	<b>1 854</b>	<b>682</b>	<b>454</b>	<b>378</b>	<b>192</b>	<b>80</b>	<b>52</b>	<b>13</b>	<b>3</b>	<b>—</b>	
441	Motor vehicle & parts dealers . . . . .	3 677	30 917	141 323	155	54	40	24	10	17	9	1	—	—	
4411	Automobile dealers . . . . .	2 732	24 363	112 676	67	27	10	3	2	15	9	1	—	—	
44111	New car dealers . . . . .	2 619	23 657	109 428	31	2	2	—	2	15	9	1	—	—	
441110	New car dealers . . . . .	2 619	23 657	109 428	31	2	2	—	2	15	9	1	—	—	
44112	Used car dealers . . . . .	113	706	3 248	36	25	8	3	—	—	—	—	—	—	
441120	Used car dealers . . . . .	113	706	3 248	36	25	8	3	—	—	—	—	—	—	

See footnotes at end of table.

**Table 6. Counties—Employees, Payroll, and Establishments by Industry: 2001—Con.**

[Excludes most government employees, railroad employees, and self-employed persons. Size class 1 to 4 includes establishments with payroll, but no employees, during mid-March pay period. (D) denotes figures withheld to avoid disclosing data for individual companies; the data are included in broader industry totals. Detailed industries with 100 or more employees are shown if industry was not a (D). For explanation of terms, abbreviations, and data reliability/comparability, see introductory text]

NAICS code	Industry	Number of employees for week including March 12	Payroll (\$1,000)		Total number of establishments	Number of establishments by employment-size class									
			First quarter	Annual		1 to 4	5 to 9	10 to 19	20 to 49	50 to 99	100 to 249	250 to 499	500 to 999	1,000 or more	
<b>RAMSEY—Con.</b>															
<b>44-45 Retail trade—Con.</b>															
441	Motor vehicle & parts dealers—Con.														
4412	Other motor vehicle dealers	220	1 572	7 458	9	3	—	2	3	1	—	—	—	—	
44121	Recreational vehicle dealers	130	981	4 613	3	—	—	1	1	1	—	—	—	—	
441210	Recreational vehicle dealers	130	981	4 613	3	—	—	1	1	1	—	—	—	—	
4413	Automotive parts, accessories & tire stores	725	4 982	21 189	79	24	30	19	5	1	—	—	—	—	
44131	Automotive parts, accessories & tire stores	333	2 150	9 050	44	17	18	7	1	1	—	—	—	—	
441310	Automotive parts, accessories & tire stores	333	2 150	9 050	44	17	18	7	1	1	—	—	—	—	
44132	Tire dealers	392	2 832	12 139	35	7	12	12	4	—	—	—	—	—	
441320	Tire dealers	392	2 832	12 139	35	7	12	12	4	—	—	—	—	—	
442	Furniture & home furnishing stores	1 418	8 576	35 831	124	46	29	32	11	6	—	—	—	—	
4421	Furniture stores	702	4 461	17 560	53	19	13	11	6	4	—	—	—	—	
44211	Furniture stores	702	4 461	17 560	53	19	13	11	6	4	—	—	—	—	
442110	Furniture stores	702	4 461	17 560	53	19	13	11	6	4	—	—	—	—	
4422	Home furnishings stores	716	4 115	18 271	71	27	16	21	5	2	—	—	—	—	
44221	Floor covering stores	233	1 944	9 027	29	10	6	12	1	—	—	—	—	—	
442210	Floor covering stores	233	1 944	9 027	29	10	6	12	1	—	—	—	—	—	
44229	Other home furnishings stores	483	2 171	9 244	42	17	10	9	4	2	—	—	—	—	
442299	All other home furnishings stores	465	2 101	8 886	37	13	9	9	4	2	—	—	—	—	
443	Electronics & appliance stores	1 251	7 619	30 226	84	34	21	15	6	6	2	—	—	—	
4431	Electronics & appliance stores	1 251	7 619	30 226	84	34	21	15	6	6	2	—	—	—	
44311	Appliance, TV & all other electronics stores	845	4 896	19 212	53	20	17	8	2	4	2	—	—	—	
443111	Household appliance stores	158	1 596	5 679	15	8	4	2	—	1	—	—	—	—	
443112	Radio, television & other electronics stores	687	3 300	13 533	38	12	13	6	2	3	2	—	—	—	
44312	Computer & software stores	(C)	(D)	(D)	19	11	4	2	—	2	—	—	—	—	
44313	Camera & photographic supplies stores	(C)	(D)	(D)	12	3	—	5	4	—	—	—	—	—	
444	Bldg material & garden equip & supp dealers	2 612	16 915	74 708	136	45	30	30	17	9	4	1	—	—	
4441	Building material & supplies dealers	1 931	14 274	63 509	110	37	25	23	14	8	3	—	—	—	
44411	Home centers	477	2 814	11 187	5	1	—	—	—	2	2	—	—	—	
444110	Home centers	477	2 814	11 187	5	1	—	—	—	2	2	—	—	—	
44412	Paint & wallpaper stores	152	930	3 771	18	8	5	3	2	—	—	—	—	—	
444120	Paint & wallpaper stores	152	930	3 771	18	8	5	3	2	—	—	—	—	—	
44413	Hardware stores	426	1 456	7 630	26	5	8	7	4	2	—	—	—	—	
444130	Hardware stores	426	1 456	7 630	26	5	8	7	4	2	—	—	—	—	
44419	Other building material dealers	876	9 074	40 921	61	23	12	13	8	4	1	—	—	—	
444190	Other building material dealers	876	9 074	40 921	61	23	12	13	8	4	1	—	—	—	
4442	Lawn & garden equip & supplies stores	681	2 641	11 199	26	8	5	7	3	1	1	1	—	—	
44422	Nursery & garden centers	646	2 472	10 479	21	6	3	7	2	1	1	1	—	—	
444220	Nursery & garden centers	646	2 472	10 479	21	6	3	7	2	1	1	1	—	—	
445	Food & beverage stores	5 596	26 182	105 576	226	102	53	28	16	6	18	3	—	—	
4451	Grocery stores	4 663	23 349	93 105	108	50	16	6	10	6	17	3	—	—	
44511	Grocery (except convenience) stores	4 567	23 052	91 901	83	33	10	5	9	6	17	3	—	—	
445110	Grocery (except convenience) stores	4 567	23 052	91 901	83	33	10	5	9	6	17	3	—	—	
4452	Specialty food stores	351	1 008	4 247	46	21	15	6	4	—	—	—	—	—	
44529	Other specialty food stores	248	649	2 464	34	18	10	3	3	—	—	—	—	—	
4453	Beer, wine & liquor stores	582	1 825	8 224	72	31	22	16	2	—	1	—	—	—	
44531	Beer, wine & liquor stores	582	1 825	8 224	72	31	22	16	2	—	1	—	—	—	
445310	Beer, wine & liquor stores	582	1 825	8 224	72	31	22	16	2	—	1	—	—	—	
446	Health & personal care stores	2 956	16 415	67 607	176	73	34	26	28	12	2	—	1	—	
4461	Health & personal care stores	2 956	16 415	67 607	176	73	34	26	28	12	2	—	1	—	
44611	Pharmacies & drug stores	1 624	6 277	25 643	66	19	9	7	18	11	2	—	—	—	
446110	Pharmacies & drug stores	1 624	6 277	25 643	66	19	9	7	18	11	2	—	—	—	
44612	Cosmetics, beauty supplies & perfume stores	216	612	3 049	23	7	7	5	4	—	—	—	—	—	
446120	Cosmetics, beauty supplies & perfume stores	216	612	3 049	23	7	7	5	4	—	—	—	—	—	
44613	Optical goods stores	281	1 576	6 159	52	33	10	6	3	—	—	—	—	—	
446130	Optical goods stores	281	1 576	6 159	52	33	10	6	3	—	—	—	—	—	
44619	Other health & personal care stores	835	7 950	32 756	35	14	8	8	3	1	—	—	1	—	
446191	Food (health) supplement stores	158	485	2 029	18	5	5	7	1	—	—	—	—	—	
446199	All other health & personal care stores	677	7 465	30 727	17	9	3	1	2	1	—	—	1	—	
447	Gasoline stations	2 049	8 519	34 417	185	38	47	81	17	2	—	—	—	—	
4471	Gasoline stations	2 049	8 519	34 417	185	38	47	81	17	2	—	—	—	—	
44711	Gasoline stations with convenience stores	1 719	6 761	27 991	145	17	42	70	15	1	—	—	—	—	
447110	Gasoline stations with convenience stores	1 719	6 761	27 991	145	17	42	70	15	1	—	—	—	—	
44719	Other gasoline stations	330	1 758	6 426	40	21	5	11	2	1	—	—	—	—	
447190	Other gasoline stations	330	1 758	6 426	40	21	5	11	2	1	—	—	—	—	
448	Clothing & clothing accessories stores	2 925	11 142	44 345	248	78	80	54	26	9	1	—	—	—	
4481	Clothing stores	2 158	6 769	27 883	140	39	36	35	21	8	1	—	—	—	
44811	Men's clothing stores	143	501	2 006	16	6	4	4	2	—	—	—	—	—	
448110	Men's clothing stores	143	501	2 006	16	6	4	4	2	—	—	—	—	—	
44812	Women's clothing stores	652	1 883	8 083	55	15	12	21	6	1	—	—	—	—	
448120	Women's clothing stores	652	1 883	8 083	55	15	12	21	6	1	—	—	—	—	
44814	Family clothing stores	978	2 966	11 862	33	6	7	4	9	6	1	—	—	—	
448140	Family clothing stores	978	2 966	11 862	33	6	7	4	9	6	1	—	—	—	
44819	Other clothing stores	260	1 083	4 797	18	8	5	—	4	1	—	—	—	—	
448190	Other clothing stores	260	1 083	4 797	18	8	5	—	4	1	—	—	—	—	
4482	Shoe stores	284	1 050	4 600	48	15	25	8	—	—	—	—	—	—	
44821	Shoe stores	284	1 050	4 600	48	15	25	8	—	—	—	—	—	—	
448210	Shoe stores	284	1 050	4 600	48	15	25	8	—	—	—	—	—	—	
4483	Jewelry, luggage & leather goods stores	483	3 323	11 862	60	24	19	11	5	1	—	—	—	—	
44831	Jewelry stores	402	2 891	10 404	56	24	17	10	5	—	—	—	—	—	
448310	Jewelry stores	402	2 891	10 404	56	24	17	10	5	—	—	—	—	—	

See footnotes at end of table.

**Table 6. Counties—Employees, Payroll, and Establishments by Industry: 2001—Con.**

[Excludes most government employees, railroad employees, and self-employed persons. Size class 1 to 4 includes establishments with payroll, but no employees, during mid-March pay period. (D) denotes figures withheld to avoid disclosing data for individual companies; the data are included in broader industry totals. Detailed industries with 100 or more employees are shown if industry was not a (D). For explanation of terms, abbreviations, and data reliability/comparability, see introductory text]

NAICS code	Industry	Number of employees for week including March 12	Payroll (\$1,000)		Total number of establishments	Number of establishments by employment-size class								
			First quarter	Annual		1 to 4	5 to 9	10 to 19	20 to 49	50 to 99	100 to 249	250 to 499	500 to 999	1,000 or more
<b>RAMSEY—Con.</b>														
<b>44-45 Retail trade—Con.</b>														
451	Sporting goods, hobby, book & music stores .....	2 054	6 417	25 755	166	61	42	34	23	5	1	—	—	—
4511	Sporting goods, hobby, musical instrument stores .....	1 406	4 681	18 642	116	42	27	27	15	5	—	—	—	—
451110	Sporting goods stores .....	573	2 116	8 001	57	28	12	9	6	2	—	—	—	—
451112	Hobby, toy & game stores .....	415	1 230	5 185	30	6	10	8	4	2	—	—	—	—
451120	Hobby, toy & game stores .....	415	1 230	5 185	30	6	10	8	4	2	—	—	—	—
45113	Sewing, needlework & piece goods stores .....	258	599	2 495	15	3	—	9	2	1	—	—	—	—
451130	Sewing, needlework & piece goods stores .....	258	599	2 495	15	3	—	9	2	1	—	—	—	—
45114	Musical instrument & supplies stores .....	160	736	2 961	14	5	5	1	3	—	—	—	—	—
451140	Musical instrument & supplies stores .....	160	736	2 961	14	5	5	1	3	—	—	—	—	—
4512	Book, periodical & music stores .....	648	1 736	7 113	50	19	15	7	8	—	1	—	—	—
45121	Book stores & news dealers .....	550	1 435	5 634	37	15	9	5	7	—	1	—	—	—
452	General merchandise stores .....	5 751	21 336	90 381	49	7	9	3	6	3	13	7	1	—
4521	Department stores .....	4 918	17 931	76 357	21	—	—	—	—	2	12	6	1	—
45211	Department stores .....	4 918	17 931	76 357	21	—	—	—	—	2	12	6	1	—
452110	Department stores .....	4 918	17 931	76 357	21	—	—	—	—	2	12	6	1	—
4529	Other general merchandise stores .....	833	3 405	14 024	28	7	9	3	6	1	1	1	—	—
45291	Warehouse clubs & superstores .....	(C)	(D)	(D)	1	—	—	—	—	—	1	—	—	—
45299	All other general merchandise stores .....	(F)	(D)	(D)	27	7	9	3	6	1	—	1	—	—
453	Miscellaneous store retailers .....	2 492	11 076	49 075	231	103	58	41	24	3	1	1	—	—
4531	Florists .....	462	1 490	5 910	42	20	9	9	2	1	1	—	—	—
45311	Florists .....	462	1 490	5 910	42	20	9	9	2	1	1	—	—	—
453110	Florists .....	462	1 490	5 910	42	20	9	9	2	1	1	—	—	—
4532	Office supplies, stationery & gift stores .....	1 066	6 459	28 548	78	33	19	15	9	1	—	1	—	—
45321	Office supplies & stationery stores .....	584	5 262	23 358	13	3	1	2	5	1	—	1	—	—
453210	Office supplies & stationery stores .....	584	5 262	23 358	13	3	1	2	5	1	—	1	—	—
45322	Gift, novelty & souvenir stores .....	482	1 197	5 190	65	30	18	13	4	—	—	—	—	—
453220	Gift, novelty & souvenir stores .....	482	1 197	5 190	65	30	18	13	4	—	—	—	—	—
4533	Used merchandise stores .....	396	1 242	5 284	36	15	8	7	5	1	—	—	—	—
45331	Used merchandise stores .....	396	1 242	5 284	36	15	8	7	5	1	—	—	—	—
453310	Used merchandise stores .....	396	1 242	5 284	36	15	8	7	5	1	—	—	—	—
4539	Other miscellaneous store retailers .....	568	1 885	9 333	75	35	22	10	8	—	—	—	—	—
45391	Pet & pet supplies stores .....	215	569	2 856	14	4	3	1	6	—	—	—	—	—
453910	Pet & pet supplies stores .....	215	569	2 856	14	4	3	1	6	—	—	—	—	—
45399	All other miscellaneous store retailers .....	309	1 092	5 624	51	26	14	9	2	—	—	—	—	—
453998	All other misc store retailers (exc tobacco) ..	283	1 016	5 276	41	18	12	9	2	—	—	—	—	—
454	Nonstore retailers .....	1 410	9 205	37 508	74	41	11	10	8	2	1	—	1	—
4541	Electronic shopping & mail-order houses .....	853	6 511	26 866	23	10	5	2	4	1	—	—	1	—
45411	Electronic shopping & mail-order houses .....	853	6 511	26 866	23	10	5	2	4	1	—	—	1	—
454110	Electronic shopping & mail-order houses .....	853	6 511	26 866	23	10	5	2	4	1	—	—	1	—
4542	Vending machine operators .....	355	1 555	5 907	20	13	2	1	2	1	1	—	—	—
45421	Vending machine operators .....	355	1 555	5 907	20	13	2	1	2	1	1	—	—	—
454210	Vending machine operators .....	355	1 555	5 907	20	13	2	1	2	1	1	—	—	—
4543	Direct selling establishments .....	202	1 139	4 735	31	18	4	7	2	—	—	—	—	—
45439	Other direct selling establishments .....	169	878	3 792	27	18	1	6	2	—	—	—	—	—
454390	Other direct selling establishments .....	169	878	3 792	27	18	1	6	2	—	—	—	—	—
<b>48-49 Transportation &amp; warehousing .....</b>														
484	Truck transportation .....	3 377	32 127	133 745	134	66	21	14	18	6	7	2	—	—
4841	General freight trucking .....	2 660	25 371	102 178	84	41	9	6	15	6	5	2	—	—
48411	General freight trucking, local .....	371	3 178	12 553	26	15	3	2	4	1	1	—	—	—
484110	General freight trucking, local .....	371	3 178	12 553	26	15	3	2	4	1	1	—	—	—
48412	General freight trucking, long-distance .....	2 289	22 193	89 625	58	26	6	4	11	5	4	2	—	—
484121	General freight trucking, long-distance, TL ..	565	5 488	22 547	37	21	5	3	4	3	1	—	—	—
484122	General freight trucking, long-distance, LTL ..	1 724	16 705	67 078	21	5	1	1	7	2	3	2	—	—
4842	Specialized freight trucking .....	717	6 756	31 567	50	25	12	8	3	—	2	—	—	—
48421	Used household & office goods moving .....	509	4 935	23 185	16	5	5	2	2	—	2	—	—	—
484210	Used household & office goods moving .....	509	4 935	23 185	16	5	5	2	2	—	2	—	—	—
48422	Specialized freight (exc used) trucking, local ..	129	827	4 169	25	17	5	2	1	—	—	—	—	—
484220	Specialized freight (exc used) trucking, local ..	129	827	4 169	25	17	5	2	1	—	—	—	—	—
485	Transit & ground passenger transportation .....	1 355	5 735	23 037	27	9	5	5	1	3	2	2	—	—
4851	Urban transit systems .....	(C)	(D)	(D)	2	—	—	1	—	—	1	—	—	—
48511	Urban transit systems .....	(C)	(D)	(D)	2	—	—	1	—	—	1	—	—	—
4854	School & employee bus transportation .....	(G)	(D)	(D)	7	—	—	2	—	2	1	2	—	—
48541	School & employee bus transportation .....	(G)	(D)	(D)	7	—	—	2	—	2	1	2	—	—
4859	Oth transit & ground passenger transportation ..	102	113	526	3	—	1	1	—	1	—	—	—	—
48599	Oth transit & ground passenger transportation ..	102	113	526	3	—	1	1	—	1	—	—	—	—
485991	Special needs transportation .....	102	113	526	3	—	1	1	—	1	—	—	—	—
488	Transportation support activities .....	412	3 608	14 690	38	19	9	3	5	2	—	—	—	—
4885	Freight transportation arrangement .....	187	2 145	8 963	18	9	4	2	2	1	—	—	—	—
48851	Freight transportation arrangement .....	187	2 145	8 963	18	9	4	2	2	1	—	—	—	—
488510	Freight transportation arrangement .....	187	2 145	8 963	18	9	4	2	2	1	—	—	—	—
492	Couriers & messengers .....	(G)	(D)	(D)	32	20	2	1	2	2	4	1	—	—
4921	Couriers .....	(E)	(D)	(D)	11	8	—	—	—	1	2	—	—	—
49211	Couriers .....	(E)	(D)	(D)	11	8	—	—	—	1	2	—	—	—
4922	Local messengers & local delivery .....	940	4 679	18 930	21	12	2	1	2	1	2	1	—	—
49221	Local messengers & local delivery .....	940	4 679	18 930	21	12	2	1	2	1	2	1	—	—
492210	Local messengers & local delivery .....	940	4 679	18 930	21	12	2	1	2	1	2	1	—	—

See footnotes at end of table.

**Table 6. Counties—Employees, Payroll, and Establishments by Industry: 2001—Con.**

[Excludes most government employees, railroad employees, and self-employed persons. Size class 1 to 4 includes establishments with payroll, but no employees, during mid-March pay period. (D) denotes figures withheld to avoid disclosing data for individual companies; the data are included in broader industry totals. Detailed industries with 100 or more employees are shown if industry was not a (D). For explanation of terms, abbreviations, and data reliability/comparability, see introductory text]

NAICS code	Industry	Number of employees for week including March 12	Payroll (\$1,000)		Total number of establishments	Number of establishments by employment-size class									
			First quarter	Annual		1 to 4	5 to 9	10 to 19	20 to 49	50 to 99	100 to 249	250 to 499	500 to 999	1,000 or more	
<b>RAMSEY—Con.</b>															
<b>48-49 Transportation &amp; warehousing—Con.</b>															
493	Warehousing & storage .....	213	1 716	7 597	15	7	4	—	3	1	—	—	—	—	
4931	Warehousing & storage .....	213	1 716	7 597	15	7	4	—	3	1	—	—	—	—	
49311	General warehousing & storage .....	119	919	4 264	6	3	1	—	1	1	—	—	—	—	
493110	General warehousing & storage .....	119	919	4 264	6	3	1	—	1	1	—	—	—	—	
<b>51</b>	<b>Information .....</b>	<b>10 236</b>	<b>122 222</b>	<b>458 908</b>	<b>311</b>	<b>158</b>	<b>48</b>	<b>43</b>	<b>29</b>	<b>12</b>	<b>11</b>	<b>5</b>	<b>4</b>	<b>1</b>	
511	Publishing industries .....	2 638	33 007	135 288	97	48	14	16	10	4	3	1	1	—	
5111	Newspaper, periodical, book, database publishers .....	1 850	19 228	74 772	69	35	11	10	6	4	2	—	1	—	
51111	Newspaper publishers .....	1 123	12 565	49 195	18	6	2	4	4	1	—	—	1	—	
511110	Newspaper publishers .....	1 123	12 565	49 195	18	6	2	4	4	1	—	—	1	—	
51112	Periodical publishers .....	(E)	(D)	(D)	21	12	2	4	1	2	—	—	—	—	
51113	Book publishers .....	(C)	(D)	(D)	9	5	1	1	1	1	—	—	—	—	
51114	Database and directory publishers .....	(C)	(D)	(D)	5	3	1	—	—	—	—	—	—	—	
51119	Other publishers .....	226	1 932	7 678	16	9	5	1	—	1	—	—	—	—	
511199	All other publishers .....	226	1 932	7 678	16	9	5	1	—	1	—	—	—	—	
5112	Software publishers .....	788	13 779	60 516	28	13	3	6	4	—	1	1	—	—	
51121	Software publishers .....	788	13 779	60 516	28	13	3	6	4	—	1	1	—	—	
511210	Software publishers .....	788	13 779	60 516	28	13	3	6	4	—	1	1	—	—	
512	Motion picture & sound recording industries .....	522	1 788	7 566	48	29	5	6	6	1	1	—	—	—	
5121	Motion picture & video industries .....	(F)	(D)	(D)	47	28	5	6	6	1	1	—	—	—	
51211	Motion picture & video production .....	138	903	4 090	26	19	2	3	2	—	—	—	—	—	
512110	Motion picture & video production .....	138	903	4 090	26	19	2	3	2	—	—	—	—	—	
51213	Motion picture & video exhibition .....	(E)	(D)	(D)	10	—	2	2	4	1	1	—	—	—	
513	Broadcasting & telecommunications .....	4 446	47 618	197 293	125	60	21	18	10	6	5	3	2	—	
5131	Radio & television broadcasting .....	(G)	(D)	(D)	16	2	4	—	5	2	—	3	—	—	
51311	Radio broadcasting .....	(E)	(D)	(D)	10	2	4	—	2	1	—	1	—	—	
513112	Radio stations .....	404	4 845	21 354	8	1	3	—	2	1	—	1	—	—	
51312	Television broadcasting .....	733	8 477	38 383	6	—	—	—	3	1	—	2	—	—	
513120	Television broadcasting .....	733	8 477	38 383	6	—	—	—	3	1	—	2	—	—	
5132	Cable networks & program distribution .....	(G)	(D)	(D)	19	9	4	2	1	—	2	—	1	—	
51322	Cable & other program distribution .....	(G)	(D)	(D)	18	9	3	2	1	—	2	—	1	—	
5133	Telecommunications .....	(G)	(D)	(D)	90	49	13	16	4	4	3	—	1	—	
51331	Wired telecommunications carriers .....	1 622	19 587	76 804	63	35	9	9	3	4	2	—	1	—	
513310	Wired telecommunications carriers .....	1 622	19 587	76 804	63	35	9	9	3	4	2	—	1	—	
51332	Wireless telecom carriers (exc satellite) .....	143	1 712	7 122	21	12	4	4	1	—	—	—	—	—	
513322	Cellular & other wireless telecommunications .....	117	1 616	6 624	16	9	3	3	1	—	—	—	—	—	
51334	Satellite telecommunications .....	(C)	(D)	(D)	1	—	—	—	—	—	1	—	—	—	
514	Information & data processing services .....	2 630	39 809	118 761	41	21	8	3	3	1	2	1	1	1	
5141	Information services .....	(C)	(D)	(D)	21	14	4	2	1	—	—	—	—	—	
5142	Data processing services .....	(H)	(D)	(D)	20	7	4	1	2	1	2	1	1	1	
51421	Data processing services .....	(H)	(D)	(D)	20	7	4	1	2	1	2	1	1	1	
<b>52</b>	<b>Finance &amp; insurance .....</b>	<b>18 484</b>	<b>272 445</b>	<b>1 181 008</b>	<b>799</b>	<b>452</b>	<b>131</b>	<b>76</b>	<b>73</b>	<b>33</b>	<b>21</b>	<b>8</b>	<b>4</b>	<b>1</b>	
522	Credit intermediation & related activities .....	7 263	80 355	308 010	280	104	59	39	46	15	12	5	—	—	
5221	Depository credit intermediation .....	5 100	51 623	186 658	151	31	33	31	33	12	7	4	—	—	
52211	Commercial banking .....	4 240	43 786	157 409	100	11	22	22	27	9	5	4	—	—	
522110	Commercial banking .....	4 240	43 786	157 409	100	11	22	22	27	9	5	4	—	—	
52213	Credit unions .....	860	7 837	29 249	51	20	11	9	6	3	2	—	—	—	
522130	Credit unions .....	860	7 837	29 249	51	20	11	9	6	3	2	—	—	—	
5222	Nondepository credit intermediation .....	1 694	23 939	98 397	89	46	21	7	9	1	4	1	—	—	
52222	Sales financing .....	108	1 142	4 548	9	3	4	—	2	—	—	—	—	—	
522220	Sales financing .....	108	1 142	4 548	9	3	4	—	2	—	—	—	—	—	
52229	Other nondepository credit intermediation .....	1 586	22 797	93 849	80	43	17	7	7	1	4	1	—	—	
522292	Real estate credit .....	1 010	12 713	59 076	61	34	11	7	5	1	3	—	—	—	
5223	Activities related to credit intermediation .....	469	4 793	22 955	40	27	5	1	4	2	1	—	—	—	
52231	Mortgage & nonmortgage brokers .....	152	2 009	12 586	26	19	3	1	3	—	—	—	—	—	
522310	Mortgage & nonmortgage brokers .....	152	2 009	12 586	26	19	3	1	3	—	—	—	—	—	
52239	Other credit intermediation activities .....	(E)	(D)	(D)	8	4	1	—	1	1	1	—	—	—	
523	Security, commodity contracts & like activity .....	(G)	(D)	(D)	150	90	26	10	12	10	1	—	1	—	
5231	Scrt'y & comdty contracts intermed & brokerage .....	(F)	(D)	(D)	78	45	14	6	8	5	—	—	—	—	
52311	Investment banking & securities dealing .....	(C)	(D)	(D)	7	2	1	2	1	1	—	—	—	—	
52312	Securities brokerage .....	696	19 808	61 593	69	42	13	3	7	4	—	—	—	—	
523120	Securities brokerage .....	696	19 808	61 593	69	42	13	3	7	4	—	—	—	—	
5239	Other financial investment activities .....	1 446	20 261	77 640	72	45	12	4	4	5	1	—	1	—	
52391	Miscellaneous intermediation .....	223	4 621	14 545	9	5	2	—	1	1	—	—	—	—	
523910	Miscellaneous intermediation .....	223	4 621	14 545	9	5	2	—	1	1	—	—	—	—	
52393	Investment advice .....	252	3 520	16 414	39	28	5	3	2	1	—	—	—	—	
523930	Investment advice .....	252	3 520	16 414	39	28	5	3	2	1	—	—	—	—	
52399	All other financial investment activities .....	(F)	(D)	(D)	7	2	—	—	1	3	—	—	1	—	
524	Insurance carriers & related activities .....	8 923	148 307	721 053	365	254	46	27	15	8	8	3	3	1	
5241	Insurance carriers .....	5 957	116 179	597 586	54	24	5	5	7	3	6	1	2	1	
52411	Direct life, health, medical insurance carriers .....	(H)	(D)	(D)	26	10	3	3	4	1	2	1	2	—	
524113	Direct life insurance carriers .....	2 307	34 193	120 417	23	8	3	3	4	1	1	1	2	—	
52412	Other direct insurance carriers .....	(H)	(D)	(D)	27	14	2	2	2	2	4	—	—	1	
5242	Agencies & other insurance related activities .....	2 966	32 128	123 467	311	230	41	22	8	5	2	2	1	—	
52421	Insurance agencies & brokerages .....	1 796	20 604	78 048	281	218	36	16	7	2	1	—	1	—	
524210	Insurance agencies & brokerages .....	1 796	20 604	78 048	281	218	36	16	7	2	1	—	1	—	
52429	Other insurance related activities .....	1 170	11 524	45 419	30	12	5	6	1	3	1	2	—	—	
524292	Insurance & pension funds, third party admin .....	685	5 167	21 121	16	6	3	4	—	1	1	1	—	—	

See footnotes at end of table.

**Table 6. Counties—Employees, Payroll, and Establishments by Industry: 2001—Con.**

[Excludes most government employees, railroad employees, and self-employed persons. Size class 1 to 4 includes establishments with payroll, but no employees, during mid-March pay period. (D) denotes figures withheld to avoid disclosing data for individual companies; the data are included in broader industry totals. Detailed industries with 100 or more employees are shown if industry was not a (D). For explanation of terms, abbreviations, and data reliability/comparability, see introductory text]

NAICS code	Industry	Number of employees for week including March 12	Payroll (\$1,000)		Total number of establishments	Number of establishments by employment-size class								
			First quarter	Annual		1 to 4	5 to 9	10 to 19	20 to 49	50 to 99	100 to 249	250 to 499	500 to 999	1,000 or more
<b>RAMSEY—Con.</b>														
<b>53</b>	<b>Real estate &amp; rental &amp; leasing</b>	<b>4 773</b>	<b>36 278</b>	<b>151 842</b>	<b>662</b>	<b>438</b>	<b>115</b>	<b>64</b>	<b>31</b>	<b>8</b>	<b>6</b>			
531	Real estate	3 099	20 705	92 000	544	393	89	37	16	6	3			
5311	Lessors of real estate	980	5 471	23 281	215	154	44	10	5	2				
53111	Lessors of residential buildings & dwellings	650	3 196	14 050	140	95	32	9	3	1				
531110	Lessors of residential buildings & dwellings	650	3 196	14 050	140	95	32	9	3	1				
53112	Lessors of nonres bldg (exc min Warehouses)	241	1 651	6 936	45	36	5	1	2	1				
531120	Lessors of nonres bldg (exc min Warehouses)	241	1 651	6 936	45	36	5	1	2	1				
5312	Offices of real estate agents & brokers	466	3 400	16 254	184	155	21	8						
53121	Offices of real estate agents & brokers	466	3 400	16 254	184	155	21	8						
531210	Offices of real estate agents & brokers	466	3 400	16 254	184	155	21	8						
5313	Activities related to real estate	1 653	11 834	52 465	145	84	24	19	11	4	3			
53131	Real estate property managers	1 290	8 804	37 649	85	42	15	14	8	3	3			
531311	Residential property managers	940	4 930	21 856	50	23	8	9	6	1	3			
531312	Nonresidential property managers	350	3 874	15 793	35	19	5	2	2					
53132	Offices of real estate appraisers	272	2 206	11 401	40	27	6	4	2	1				
531320	Offices of real estate appraisers	272	2 206	11 401	40	27	6	4	2	1				
532	Rental & leasing services	(G)	(D)	(D)	114	44	25	25	15	2	3			
5321	Automotive equipment rental & leasing	372	2 899	11 339	26	14	8		2	1	1			
53211	Passenger car rental & leasing	234	1 461	5 918	10	6	2			1				
53212	Truck, utility trailer & RV rental & leasing	138	1 438	5 421	16	8	6		2					
532120	Truck, utility trailer & RV rental & leasing	138	1 438	5 421	16	8	6		2					
5322	Consumer goods rental	667	2 286	11 121	52	14	9	19	9		1			
53223	Video tape & disc rental	471	908	3 771	36	7	5	15	9					
532230	Video tape & disc rental	471	908	3 771	36	7	5	15	9					
53229	Other consumer goods rental	129	1 169	6 287	7	4	1				1			
5324	Commercial, industrial equip rental & leasing	534	9 140	31 911	25	11	4	4	4	1	1			
53249	Oth commercial, industrial equip rental, lease	435	7 385	27 176	17	7	2	4	3		1			
532490	Oth commercial, industrial equip rental, lease	435	7 385	27 176	17	7	2	4	3		1			
<b>54</b>	<b>Professional, scientific &amp; technical services</b>	<b>16 860</b>	<b>246 325</b>	<b>996 235</b>	<b>1 813</b>	<b>1 263</b>	<b>251</b>	<b>130</b>	<b>108</b>	<b>40</b>	<b>16</b>	<b>3</b>	<b>1</b>	<b>1</b>
541	Professional, scientific & technical services	16 860	246 325	996 235	1 813	1 263	251	130	108	40	16	3	1	1
5411	Legal services	2 286	23 939	112 544	363	248	64	24	22	4	1			
54111	Offices of lawyers	1 960	21 339	100 238	334	233	58	21	19	2	1			
541110	Offices of lawyers	1 960	21 339	100 238	334	233	58	21	19	2	1			
54119	Other legal services	326	2 600	12 306	29	15	6	3	3	2				
541191	Title abstract & settlement offices	284	2 400	11 528	23	10	6	3	2	2				
5412	Accounting, tax prep, bookkeep, payroll services	1 294	10 529	44 497	152	96	26	13	13	3	1			
54121	Accounting, tax prep, bookkeep, payroll services	1 294	10 529	44 497	152	96	26	13	13	3	1			
541211	Offices of certified public accountants	654	7 204	31 627	68	39	13	7	6	3				
541213	Tax preparation services	359	975	2 651	28	16	6	3	2		1			
541214	Payroll services	118	1 173	5 303	6	2		1	3					
541219	Other accounting services	163	1 177	4 916	50	39	7	2	2					
5413	Architectural, engineering & related services	3 482	41 236	190 903	237	132	35	23	29	12	6			
54131	Architectural services	565	6 406	34 175	60	33	13	8	4	2				
541310	Architectural services	565	6 406	34 175	60	33	13	8	4	2				
54132	Landscape architectural services	146	846	4 119	9	5		2	1	1				
541320	Landscape architectural services	146	846	4 119	9	5		2	1	1				
54133	Engineering services	2 412	30 384	138 187	126	68	16	10	17	9	6			
541330	Engineering services	2 412	30 384	138 187	126	68	16	10	17	9	6			
54138	Testing laboratories	219	2 230	8 903	13	5	2	1	5					
541380	Testing laboratories	219	2 230	8 903	13	5	2	1	5					
5414	Specialized design services	546	5 850	23 365	109	84	15	4	3	3				
54141	Interior design services	174	1 849	7 138	32	22	7	2		1				
541410	Interior design services	174	1 849	7 138	32	22	7	2		1				
54143	Graphic design services	353	3 809	15 613	70	56	7	2	3	2				
541430	Graphic design services	353	3 809	15 613	70	56	7	2	3	2				
5415	Computer systems design & related services	5 380	129 439	468 765	352	266	33	22	13	8	6	2	1	1
54151	Computer systems design & related services	5 380	129 439	468 765	352	266	33	22	13	8	6	2	1	1
541511	Custom computer programming services	3 398	95 380	337 432	135	96	15	10	3	5	3	1	1	1
541512	Computer systems design services	1 593	26 984	106 805	127	95	7	11	8	3	2	1		
541519	Other computer related services	389	7 075	24 528	90	75	11	1	2		1			
5416	Management, sci & tech consulting services	1 527	17 101	83 832	350	287	35	13	6	8	1			
54161	Management consulting services	1 221	13 957	68 819	266	218	28	7	5	7	1			
541611	Admin & gen management consulting services	750	9 081	44 251	101	79	8	4	3	6	1			
541612	Human res & exec search consulting services	175	1 657	6 912	58	50	6		2					
541613	Marketing consulting services	150	1 571	8 508	72	63	7	2						
54162	Environmental consulting services	123	1 278	5 538	22	13	5	3	1					
541620	Environmental consulting services	123	1 278	5 538	22	13	5	3	1					
54169	Oth scientific & technical consulting services	183	1 866	9 475	62	56	2	3		1				
541690	Oth scientific & technical consulting services	183	1 866	9 475	62	56	2	3		1				
5417	Scientific R&D services	602	8 071	30 730	40	19	8	4	6	2	1			
54171	R&D in physical, engineering & life sciences	514	6 535	26 727	29	14	5	2	5	2	1			
541710	R&D in physical, engineering & life sciences	514	6 535	26 727	29	14	5	2	5	2	1			
5418	Advertising & related services	528	4 866	19 829	101	72	12	11	6					
54181	Advertising agencies	129	1 336	5 336	28	21	4	1	2					
541810	Advertising agencies	129	1 336	5 336	28	21	4	1	2					
54186	Direct mail advertising	123	894	3 801	14	8	2	2	2					
541860	Direct mail advertising	123	894	3 801	14	8	2	2	2					
54189	Other services related to advertising	149	1 361	4 988	24	15	3	4	2					
541890	Other services related to advertising	149	1 361	4 988	24	15	3	4	2					

See footnotes at end of table.



**Table 6. Counties—Employees, Payroll, and Establishments by Industry: 2001—Con.**

[Excludes most government employees, railroad employees, and self-employed persons. Size class 1 to 4 includes establishments with payroll, but no employees, during mid-March pay period. (D) denotes figures withheld to avoid disclosing data for individual companies; the data are included in broader industry totals. Detailed industries with 100 or more employees are shown if industry was not a (D). For explanation of terms, abbreviations, and data reliability/comparability, see introductory text]

NAICS code	Industry	Number of employees for week including March 12	Payroll (\$1,000)		Total number of establishments	Number of establishments by employment-size class									
			First quarter	Annual		1 to 4	5 to 9	10 to 19	20 to 49	50 to 99	100 to 249	250 to 499	500 to 999	1,000 or more	
<b>RAMSEY—Con.</b>															
<b>54</b>	<b>Professional, scientific &amp; technical services—Con.</b>														
541	Professional, scientific & technical services—Con.														
5419	Oth professional, scientific, technical services	1 215	5 294	21 770	109	59	23	16	10	—	—	1	—	—	
54191	Marketing research & public opinion polling	131	652	2 995	10	4	2	1	3	—	—	—	—	—	
541910	Marketing research & public opinion polling	131	652	2 995	10	4	2	1	3	—	—	—	—	—	
54192	Photography studios, portrait	119	385	1 803	31	20	8	3	—	—	—	—	—	—	
541921	Photography studios, portrait	114	358	1 604	23	12	8	3	—	—	—	—	—	—	
54194	Veterinary services	442	2 159	9 575	37	7	12	11	7	—	—	—	—	—	
541940	Veterinary services	442	2 159	9 575	37	7	12	11	7	—	—	—	—	—	
54199	All oth prof, scientific & technical services	518	2 078	7 301	27	24	1	1	—	—	—	1	—	—	
541990	All oth prof, scientific & technical services	518	2 078	7 301	27	24	1	1	—	—	—	1	—	—	
<b>55</b>	<b>Management of companies &amp; enterprises</b>	<b>23 416</b>	<b>451 489</b>	<b>1 794 600</b>	<b>141</b>	<b>26</b>	<b>24</b>	<b>25</b>	<b>29</b>	<b>14</b>	<b>8</b>	<b>7</b>	<b>6</b>	<b>2</b>	
551	Management of companies & enterprises	23 416	451 489	1 794 600	141	26	24	25	29	14	8	7	6	2	
5511	Management of companies & enterprises	23 416	451 489	1 794 600	141	26	24	25	29	14	8	7	6	2	
55111	Management of companies & enterprises	23 416	451 489	1 794 600	141	26	24	25	29	14	8	7	6	2	
551111	Offices of bank holding companies	402	8 855	28 349	9	4	2	1	1	—	—	1	—	—	
551112	Offices of other holding companies	355	17 439	49 620	16	5	4	3	3	—	—	1	—	—	
551114	Corp, subsidiary & regional managing offices	22 659	425 195	1 716 631	116	17	18	21	25	14	7	6	6	2	
<b>56</b>	<b>Admin, support, waste mgt, remediation services</b>	<b>21 258</b>	<b>114 040</b>	<b>466 376</b>	<b>793</b>	<b>428</b>	<b>120</b>	<b>71</b>	<b>82</b>	<b>46</b>	<b>31</b>	<b>9</b>	<b>4</b>	<b>2</b>	
561	Administrative & support services	20 742	108 242	443 345	753	411	111	68	71	46	31	9	4	2	
5611	Office administrative services	1 220	11 713	45 816	66	35	12	7	5	5	1	1	—	—	
56111	Office administrative services	1 220	11 713	45 816	66	35	12	7	5	5	1	1	—	—	
561110	Office administrative services	1 220	11 713	45 816	66	35	12	7	5	5	1	1	—	—	
5612	Facilities support services	108	977	3 946	11	7	—	2	2	—	—	—	—	—	
56121	Facilities support services	108	977	3 946	11	7	—	2	2	—	—	—	—	—	
561210	Facilities support services	108	977	3 946	11	7	—	2	2	—	—	—	—	—	
5613	Employment services	8 238	41 558	164 086	167	57	14	18	31	20	22	3	2	—	
56131	Employment placement agencies	984	4 922	15 945	44	25	6	2	5	3	2	1	—	—	
561310	Employment placement agencies	984	4 922	15 945	44	25	6	2	5	3	2	1	—	—	
56132	Temporary help services	6 871	33 967	137 191	114	31	7	15	23	15	19	2	2	—	
561320	Temporary help services	6 871	33 967	137 191	114	31	7	15	23	15	19	2	2	—	
56133	Employee leasing services	383	2 669	10 950	9	1	1	1	3	2	1	—	—	—	
561330	Employee leasing services	383	2 669	10 950	9	1	1	1	3	2	1	—	—	—	
5614	Business support services	1 983	10 019	44 582	87	47	15	8	11	3	1	1	1	—	
56142	Telephone call centers	331	1 495	6 248	11	3	2	1	2	3	—	—	—	—	
561422	Telemarketing bureaus	237	1 078	4 617	8	2	2	—	2	2	—	—	—	—	
56143	Business service centers	163	963	3 918	24	13	5	3	3	—	—	—	—	—	
561439	Oth business service centers (incl copy shops)	113	740	2 973	14	6	3	3	2	—	—	—	—	—	
56144	Collection agencies	850	5 911	28 126	14	4	3	1	4	—	1	—	1	—	
561440	Collection agencies	850	5 911	28 126	14	4	3	1	4	—	1	—	1	—	
56149	Other business support services	547	1 044	3 943	17	12	1	2	1	—	—	1	—	—	
561499	All other business support services	527	964	3 563	6	—	—	2	1	—	—	1	—	—	
5615	Travel arrangement & reservation services	432	2 926	11 426	79	49	21	5	3	1	—	—	—	—	
56151	Travel agencies	330	2 100	8 117	67	41	19	4	3	—	—	—	—	—	
561510	Travel agencies	330	2 100	8 117	67	41	19	4	3	—	—	—	—	—	
5616	Investigation & security services	3 210	15 753	66 576	42	22	8	—	3	3	2	2	1	1	
56161	Investigation, guard & armored car services	3 006	13 907	59 029	25	11	4	—	2	3	1	2	1	1	
561612	Security guards & patrol services	2 875	13 107	55 727	16	6	2	—	1	2	1	2	1	1	
56162	Security systems services	204	1 846	7 547	17	11	4	—	1	—	1	—	—	—	
561621	Security systems services (except locksmiths)	183	1 641	6 749	10	6	2	—	1	—	1	—	—	—	
5617	Services to buildings & dwellings	4 144	18 170	75 007	239	158	34	23	10	9	3	1	—	1	
56172	Janitorial services	3 425	14 988	57 890	122	68	22	15	8	5	2	1	—	1	
561720	Janitorial services	3 425	14 988	57 890	122	68	22	15	8	5	2	1	—	1	
56173	Landscaping services	378	1 803	10 083	80	63	9	5	1	2	—	—	—	—	
561730	Landscaping services	378	1 803	10 083	80	63	9	5	1	2	—	—	—	—	
56174	Carpet & upholstery cleaning services	105	636	3 546	16	—	—	—	1	—	—	—	—	—	
561740	Carpet & upholstery cleaning services	105	636	3 546	16	—	—	—	1	—	—	—	—	—	
56179	Other services to buildings & dwellings	204	465	2 281	13	7	3	1	—	1	1	—	—	—	
561790	Other services to buildings & dwellings	204	465	2 281	13	7	3	1	—	1	1	—	—	—	
5619	Other support services	1 407	7 126	31 906	62	36	7	5	6	5	2	1	—	—	
56191	Packaging & labeling services	137	1 190	4 821	5	—	2	—	2	1	—	—	—	—	
561910	Packaging & labeling services	137	1 190	4 821	5	—	2	—	2	1	—	—	—	—	
56192	Convention & trade show organizers	105	988	3 932	12	7	1	3	—	1	—	—	—	—	
561920	Convention & trade show organizers	105	988	3 932	12	7	1	3	—	1	—	—	—	—	
56199	All other support services	1 165	4 948	23 153	45	29	4	2	4	3	2	1	—	—	
561990	All other support services	1 165	4 948	23 153	45	29	4	2	4	3	2	1	—	—	
562	Waste management & remediation services	516	5 798	23 031	40	17	9	3	11	—	—	—	—	—	
5621	Waste collection	260	2 495	10 379	21	10	5	1	5	—	—	—	—	—	
56211	Waste collection	260	2 495	10 379	21	10	5	1	5	—	—	—	—	—	
5629	Remediation & oth waste management services	(C)	(D)	(D)	16	6	3	2	5	—	—	—	—	—	
<b>61</b>	<b>Educational services</b>	<b>15 391</b>	<b>73 656</b>	<b>313 210</b>	<b>216</b>	<b>104</b>	<b>25</b>	<b>20</b>	<b>35</b>	<b>17</b>	<b>7</b>	<b>1</b>	<b>2</b>	<b>5</b>	
611	Educational services	15 391	73 656	313 210	216	104	25	20	35	17	7	1	2	5	
6111	Elementary & secondary schools	2 400	13 555	56 179	60	11	4	7	19	14	5	—	—	—	
61111	Elementary & secondary schools	2 400	13 555	56 179	60	11	4	7	19	14	5	—	—	—	
611110	Elementary & secondary schools	2 400	13 555	56 179	60	11	4	7	19	14	5	—	—	—	
6113	Colleges, universities & professional schools	12 017	54 584	234 371	23	6	2	2	3	—	2	1	2	5	
61131	Colleges, universities & professional schools	12 017	54 584	234 371	23	6	2	2	3	—	2	1	2	5	
611310	Colleges, universities & professional schools	12 017	54 584	234 371	23	6	2	2	3	—	2	1	2	5	

See footnotes at end of table.

**Table 6. Counties—Employees, Payroll, and Establishments by Industry: 2001—Con.**

[Excludes most government employees, railroad employees, and self-employed persons. Size class 1 to 4 includes establishments with payroll, but no employees, during mid-March pay period. (D) denotes figures withheld to avoid disclosing data for individual companies; the data are included in broader industry totals. Detailed industries with 100 or more employees are shown if industry was not a (D). For explanation of terms, abbreviations, and data reliability/comparability, see introductory text]

NAICS code	Industry	Number of employees for week including March 12	Payroll (\$1,000)		Total number of establishments	Number of establishments by employment-size class									
			First quarter	Annual		1 to 4	5 to 9	10 to 19	20 to 49	50 to 99	100 to 249	250 to 499	500 to 999	1,000 or more	
<b>RAMSEY—Con.</b>															
<b>61</b>	<b>Educational services—Con.</b>														
611	Educational services—Con.														
6114	Business schools & computer & mgt training ...	124	1 469	6 236	19	13	3	—	3	—	—	—	—	—	
61143	Professional, management development training .....	113	1 220	5 200	14	9	2	—	3	—	—	—	—	—	
611430	Professional, management development training .....	113	1 220	5 200	14	9	2	—	3	—	—	—	—	—	
6115	Technical & trade schools .....	133	1 397	4 653	14	8	—	3	3	—	—	—	—	—	
61151	Technical & trade schools .....	133	1 397	4 653	14	8	—	3	3	—	—	—	—	—	
6116	Other schools & instruction .....	626	2 033	9 441	80	48	15	8	7	2	—	—	—	—	
61161	Fine arts schools .....	174	668	3 108	22	11	5	4	2	—	—	—	—	—	
611610	Fine arts schools .....	174	668	3 108	22	11	5	4	2	—	—	—	—	—	
61162	Sports & recreation instruction (C) (D) .....	308	1 025	4 750	31	18	7	1	3	2	—	—	—	—	
61169	All other schools & instruction .....	103	380	1 703	9	6	—	—	3	—	—	—	—	—	
611691	Exam preparation & tutoring .....	103	380	1 703	9	6	—	—	3	—	—	—	—	—	
611699	All other miscellaneous schools & instruction .....	178	577	2 584	16	9	5	—	—	2	—	—	—	—	
<b>62</b>	<b>Health care and social assistance .....</b>	<b>42 113</b>	<b>328 877</b>	<b>1 408 814</b>	<b>1 513</b>	<b>593</b>	<b>357</b>	<b>230</b>	<b>190</b>	<b>73</b>	<b>49</b>	<b>12</b>	<b>4</b>	<b>5</b>	
621	Ambulatory health care services .....	13 350	134 987	611 487	837	382	211	103	85	35	14	6	1	—	
6211	Offices of physicians .....	4 162	62 650	303 470	203	78	36	29	41	14	3	2	—	—	
62111	Offices of physicians .....	4 162	62 650	303 470	203	78	36	29	41	14	3	2	—	—	
621111	Offices of physicians (exc mental health) .....	4 120	62 247	301 678	189	70	30	29	41	14	3	2	—	—	
6212	Offices of dentists .....	1 507	15 203	69 285	226	88	97	31	10	—	—	—	—	—	
62121	Offices of dentists .....	1 507	15 203	69 285	226	88	97	31	10	—	—	—	—	—	
621210	Offices of dentists .....	1 507	15 203	69 285	226	88	97	31	10	—	—	—	—	—	
6213	Offices of other health practitioners .....	1 180	8 438	37 481	238	169	43	18	5	2	1	—	—	—	
62131	Offices of chiropractors .....	347	1 942	9 216	110	85	20	4	1	—	—	—	—	—	
621310	Offices of chiropractors .....	347	1 942	9 216	110	85	20	4	1	—	—	—	—	—	
62132	Offices of optometrists .....	112	836	3 839	21	10	6	5	—	—	—	—	—	—	
621320	Offices of optometrists .....	112	836	3 839	21	10	6	5	—	—	—	—	—	—	
62133	Offices of other mental health practitioners .....	191	1 684	7 559	53	47	2	2	2	—	—	—	—	—	
621330	Offices of other mental health practitioners .....	191	1 684	7 559	53	47	2	2	2	—	—	—	—	—	
62134	Offices of PT, OT, speech therapy & audiology .....	267	1 616	7 154	30	15	9	4	1	—	1	—	—	—	
621340	Offices of PT, OT, speech therapy & audiology .....	267	1 616	7 154	30	15	9	4	1	—	1	—	—	—	
62139	Offices of all other health practitioners .....	263	2 360	9 713	24	12	6	3	1	2	—	—	—	—	
621399	Offices of all other misc health practitioners .....	237	2 127	8 715	18	8	4	3	1	2	—	—	—	—	
6214	Outpatient care centers .....	2 258	20 926	88 925	78	20	21	11	14	6	6	—	—	—	
62142	Outpatient mental health, substance abuse ctrs (E) (D) .....	1 857	18 719	77 737	37	11	16	3	5	1	—	—	—	—	
62149	Other outpatient care centers .....	1 857	18 719	77 737	37	6	4	7	9	5	6	—	—	—	
6215	Medical & diagnostic laboratories .....	282	3 354	12 868	16	5	5	1	4	1	—	—	—	—	
62151	Medical & diagnostic laboratories .....	282	3 354	12 868	16	5	5	1	4	1	—	—	—	—	
6216	Home health care services .....	2 684	14 202	55 593	58	15	6	12	11	9	2	2	1	—	
62161	Home health care services .....	2 684	14 202	55 593	58	15	6	12	11	9	2	2	1	—	
621610	Home health care services .....	2 684	14 202	55 593	58	15	6	12	11	9	2	2	1	—	
6219	Other ambulatory health care services .....	1 277	10 214	43 865	18	7	3	1	—	3	2	2	—	—	
62191	Ambulance services .....	585	4 650	18 613	6	2	1	—	—	2	1	—	—	—	
621910	Ambulance services .....	585	4 650	18 613	6	2	1	—	—	2	1	—	—	—	
62199	All other ambulatory health care services .....	692	5 564	25 252	12	5	2	1	—	3	1	—	—	—	
621991	Blood & organ banks .....	662	5 296	23 532	5	—	1	—	—	3	—	1	—	—	
622	Hospitals (J) (D) (D) .....	11 539	107 650	441 122	7	—	—	—	—	—	—	1	1	5	
6221	General medical & surgical hospitals .....	11 539	107 650	441 122	7	—	—	—	—	—	—	—	1	5	
622110	General medical & surgical hospitals .....	11 539	107 650	441 122	7	—	—	—	—	—	—	—	1	5	
623	Nursing & residential care facilities .....	10 083	52 328	215 295	291	76	74	64	28	18	25	4	2	—	
6231	Nursing care facilities .....	5 261	31 318	128 041	39	3	1	1	2	9	19	4	—	—	
62311	Nursing care facilities .....	5 261	31 318	128 041	39	3	1	1	2	9	19	4	—	—	
623110	Nursing care facilities .....	5 261	31 318	128 041	39	3	1	1	2	9	19	4	—	—	
6232	Residential mental retardation, health facil .....	3 061	13 282	55 590	201	63	60	57	13	3	4	—	1	—	
62321	Residential mental retardation facilities .....	2 712	11 707	48 990	182	58	58	52	8	1	4	—	1	—	
623210	Residential mental retardation facilities .....	2 712	11 707	48 990	182	58	58	52	8	1	4	—	1	—	
62322	Residential mental health, subst abuse facil ..	349	1 575	6 600	19	5	2	5	5	2	—	—	—	—	
623220	Residential mental health, subst abuse facil ..	349	1 575	6 600	19	5	2	5	5	2	—	—	—	—	
6233	Community care facilities for the elderly .....	1 465	6 373	25 939	36	8	8	6	6	5	2	—	1	—	
62331	Community care facilities for the elderly .....	1 465	6 373	25 939	36	8	8	6	6	5	2	—	1	—	
623311	Continuing care retirement communities ..	935	4 325	17 652	15	1	3	2	5	2	1	—	1	—	
623312	Homes for the elderly .....	530	2 048	8 287	21	7	5	4	1	3	1	—	—	—	
6239	Other residential care facilities .....	296	1 355	5 725	15	2	5	—	7	1	—	—	—	—	
62399	Other residential care facilities .....	296	1 355	5 725	15	2	5	—	7	1	—	—	—	—	
623990	Other residential care facilities .....	296	1 355	5 725	15	2	5	—	7	1	—	—	—	—	
624	Social assistance (I) (D) (D) .....	3 651	18 519	77 189	171	64	24	29	35	13	6	—	—	—	
6241	Individual & family services .....	1 002	5 072	20 700	38	10	1	8	14	4	1	—	—	—	
62411	Child & youth services .....	1 002	5 072	20 700	38	10	1	8	14	4	1	—	—	—	
624110	Child & youth services .....	1 002	5 072	20 700	38	10	1	8	14	4	1	—	—	—	
62412	Services for elderly & disabled persons .....	1 281	5 511	23 128	46	17	3	10	8	4	4	—	—	—	
624120	Services for elderly & disabled persons .....	1 281	5 511	23 128	46	17	3	10	8	4	4	—	—	—	
62419	Other individual & family services .....	1 368	7 936	33 361	87	37	20	11	13	5	1	—	—	—	
624190	Other individual & family services .....	1 368	7 936	33 361	87	37	20	11	13	5	1	—	—	—	
6242	Community, emergency & other relief services ..	277	2 008	9 009	25	8	11	1	5	—	—	—	—	—	
62422	Community housing services .....	117	747	3 047	6	—	3	—	3	—	—	—	—	—	
624221	Temporary shelters .....	160	1 261	5 962	19	8	8	1	2	—	—	—	—	—	
624229	Other community housing services .....	202	1 066	4 274	5	2	—	—	1	1	1	—	—	—	
62423	Emergency & other relief services .....	202	1 066	4 274	5	2	—	—	1	1	1	—	—	—	
624230	Emergency & other relief services .....	202	1 066	4 274	5	2	—	—	1	1	1	—	—	—	

See footnotes at end of table.

**Table 6. Counties—Employees, Payroll, and Establishments by Industry: 2001—Con.**

[Excludes most government employees, railroad employees, and self-employed persons. Size class 1 to 4 includes establishments with payroll, but no employees, during mid-March pay period. (D) denotes figures withheld to avoid disclosing data for individual companies; the data are included in broader industry totals. Detailed industries with 100 or more employees are shown if industry was not a (D). For explanation of terms, abbreviations, and data reliability/comparability, see introductory text]

NAICS code	Industry	Number of employees for week including March 12	Payroll (\$1,000)		Total number of establishments	Number of establishments by employment-size class									
			First quarter	Annual		1 to 4	5 to 9	10 to 19	20 to 49	50 to 99	100 to 249	250 to 499	500 to 999	1,000 or more	
<b>RAMSEY—Con.</b>															
<b>62</b>	<b>Health care and social assistance—Con.</b>														
	Social assistance—Con.														
624	Vocational rehabilitation services . . . . .	1 400	6 129	25 654	40	10	11	6	5	4	3	1	—	—	
62431	Vocational rehabilitation services . . . . .	1 400	6 129	25 654	40	10	11	6	5	4	3	1	—	—	
624310	Vocational rehabilitation services . . . . .	1 400	6 129	25 654	40	10	11	6	5	4	3	1	—	—	
6244	Child day care services . . . . .	1 517	5 657	22 499	127	44	24	27	31	1	—	—	—	—	
62441	Child day care services . . . . .	1 517	5 657	22 499	127	44	24	27	31	1	—	—	—	—	
624410	Child day care services . . . . .	1 517	5 657	22 499	127	44	24	27	31	1	—	—	—	—	
<b>71</b>	<b>Arts, entertainment &amp; recreation . . . . .</b>	<b>4 383</b>	<b>29 798</b>	<b>117 297</b>	<b>207</b>	<b>110</b>	<b>31</b>	<b>21</b>	<b>25</b>	<b>10</b>	<b>7</b>	<b>2</b>	<b>1</b>	<b>—</b>	
711	Performing arts, spectator sports & related industries . . . . .	1 161	15 426	52 138	74	55	5	4	5	1	3	1	—	—	
7111	Performing arts companies . . . . .	399	1 985	8 533	22	13	4	—	3	—	2	—	—	—	
71111	Theater companies & dinner theaters . . . . .	(C)	(D)	(D)	11	6	1	—	3	—	1	—	—	—	
71113	Musical groups & artists . . . . .	(C)	(D)	(D)	11	7	3	—	—	—	1	—	—	—	
7112	Spectator sports . . . . .	(E)	(D)	(D)	4	—	—	2	1	—	1	—	—	—	
71121	Spectator sports . . . . .	(E)	(D)	(D)	4	—	—	2	1	—	1	—	—	—	
7113	Promoters of entertainment events . . . . .	440	2 744	11 880	9	5	—	1	1	1	—	1	—	—	
71131	Promoters of entertainment events with facility . . . . .	396	2 607	11 260	3	—	—	1	—	1	—	1	—	—	
711310	Promoters of entertainment events with facility . . . . .	396	2 607	11 260	3	—	—	1	—	1	—	1	—	—	
712	Museums, historical sites & like institutions . . . . .	1 169	7 445	31 569	18	7	3	1	4	1	—	1	1	—	
7121	Museums, historical sites & like institutions . . . . .	1 169	7 445	31 569	18	7	3	1	4	1	—	1	1	—	
71211	Museums . . . . .	1 060	6 785	28 596	11	6	2	—	—	1	—	1	1	—	
712110	Museums . . . . .	1 060	6 785	28 596	11	6	2	—	—	1	—	1	1	—	
713	Amusement, gambling & recreation industries . . . . .	2 053	6 927	33 590	115	48	23	16	16	8	4	—	—	—	
7132	Gambling industries . . . . .	(C)	(D)	(D)	6	—	3	1	1	1	—	—	—	—	
71329	Other gambling industries . . . . .	(C)	(D)	(D)	6	—	3	1	1	1	—	—	—	—	
7139	Other amusement & recreation industries . . . . .	1 885	5 799	29 097	103	45	19	13	15	7	4	—	—	—	
71391	Golf courses & country clubs . . . . .	395	1 693	11 355	14	5	2	2	2	2	1	—	—	—	
713910	Golf courses & country clubs . . . . .	395	1 693	11 355	14	5	2	2	2	2	1	—	—	—	
71394	Fitness & recreational sports centers . . . . .	1 107	2 974	13 102	46	19	6	7	7	4	3	—	—	—	
713940	Fitness & recreational sports centers . . . . .	1 107	2 974	13 102	46	19	6	7	7	4	3	—	—	—	
71395	Bowling centers . . . . .	231	700	2 388	8	1	—	1	5	1	—	—	—	—	
713950	Bowling centers . . . . .	231	700	2 388	8	1	—	1	5	1	—	—	—	—	
71399	All other amusement & recreation industries . . . . .	147	395	2 046	32	17	11	3	1	—	—	—	—	—	
713990	All other amusement & recreation industries . . . . .	147	395	2 046	32	17	11	3	1	—	—	—	—	—	
<b>72</b>	<b>Accommodation &amp; food services . . . . .</b>	<b>21 772</b>	<b>61 330</b>	<b>257 508</b>	<b>989</b>	<b>288</b>	<b>140</b>	<b>210</b>	<b>219</b>	<b>106</b>	<b>23</b>	<b>3</b>	<b>—</b>	<b>—</b>	
721	Accommodation . . . . .	1 544	5 935	22 781	48	20	2	8	8	6	3	1	—	—	
7211	Traveler accommodation . . . . .	(G)	(D)	(D)	38	11	2	7	8	6	3	1	—	—	
72111	Hotels (exc casino hotels) & motels . . . . .	1 513	5 797	22 045	37	10	2	7	8	6	3	1	—	—	
721110	Hotels (exc casino hotels) & motels . . . . .	1 513	5 797	22 045	37	10	2	7	8	6	3	1	—	—	
722	Food services & drinking places . . . . .	20 228	55 395	234 727	941	268	138	202	211	100	20	2	—	—	
7221	Full-service restaurants . . . . .	10 670	29 933	125 498	348	82	45	54	78	72	16	1	—	—	
72211	Full-service restaurants . . . . .	10 670	29 933	125 498	348	82	45	54	78	72	16	1	—	—	
722110	Full-service restaurants . . . . .	10 670	29 933	125 498	348	82	45	54	78	72	16	1	—	—	
7222	Limited-service eating places . . . . .	6 936	17 161	75 128	405	101	59	110	114	19	2	—	—	—	
72221	Limited-service eating places . . . . .	6 936	17 161	75 128	405	101	59	110	114	19	2	—	—	—	
722211	Limited-service restaurants . . . . .	5 835	14 535	63 121	307	72	39	74	102	19	1	—	—	—	
722212	Cafeterias . . . . .	192	458	1 618	6	2	2	1	—	—	—	—	—	—	
722213	Snack & nonalcoholic beverage bars . . . . .	909	2 168	10 389	92	27	18	35	12	—	—	—	—	—	
7223	Special food services . . . . .	1 692	5 986	24 883	81	36	5	17	12	9	1	1	—	—	
72231	Food service contractors . . . . .	1 212	4 467	17 863	53	16	4	14	11	7	1	—	—	—	
722310	Food service contractors . . . . .	1 212	4 467	17 863	53	16	4	14	11	7	1	—	—	—	
72232	Caterers . . . . .	470	1 463	6 581	16	8	1	3	1	2	—	1	—	—	
722320	Caterers . . . . .	470	1 463	6 581	16	8	1	3	1	2	—	1	—	—	
7224	Drinking places (alcoholic beverages) . . . . .	930	2 315	9 218	107	49	29	21	7	—	1	—	—	—	
72241	Drinking places (alcoholic beverages) . . . . .	930	2 315	9 218	107	49	29	21	7	—	1	—	—	—	
722410	Drinking places (alcoholic beverages) . . . . .	930	2 315	9 218	107	49	29	21	7	—	1	—	—	—	
<b>81</b>	<b>Other services (except public administration) . . . . .</b>	<b>16 253</b>	<b>90 470</b>	<b>376 749</b>	<b>1 581</b>	<b>778</b>	<b>365</b>	<b>256</b>	<b>122</b>	<b>45</b>	<b>14</b>	<b>1</b>	<b>—</b>	<b>—</b>	
811	Repair & maintenance . . . . .	3 517	28 124	116 596	439	238	97	65	29	7	3	—	—	—	
8111	Automotive repair & maintenance . . . . .	2 455	18 286	76 379	304	156	70	51	21	5	1	—	—	—	
81111	Automotive mechanical & electrical R&M . . . . .	1 065	9 562	40 891	178	107	44	17	7	3	—	—	—	—	
811111	General automotive repair . . . . .	812	6 114	26 106	135	86	31	10	5	3	—	—	—	—	
811118	Other automotive mechanical & electrical R&M . . . . .	101	665	3 081	15	6	5	3	1	—	—	—	—	—	
81112	Automotive body, paint, interior & glass repair . . . . .	679	6 453	26 798	78	32	18	21	7	—	—	—	—	—	
811121	Automotive body, paint & interior R&M . . . . .	539	5 227	21 131	63	27	15	15	6	—	—	—	—	—	
811122	Automotive glass replacement shops . . . . .	140	1 226	5 667	15	5	3	6	1	—	—	—	—	—	
81119	Other automotive R&M . . . . .	711	2 271	8 690	48	17	8	13	7	2	1	—	—	—	
811192	Car washes . . . . .	527	1 603	6 008	25	11	1	3	7	2	1	—	—	—	
8112	Electronic & precision equipment R&M . . . . .	572	5 764	24 536	36	18	7	2	5	2	2	—	—	—	
81121	Electronic & precision equipment R&M . . . . .	572	5 764	24 536	36	18	7	2	5	2	2	—	—	—	
811212	Computer & office machine R&M . . . . .	258	2 504	10 775	17	10	1	1	4	—	1	—	—	—	
8113	Commercial equipment (exc auto & elec) R&M . . . . .	221	2 327	8 687	37	21	7	7	2	—	—	—	—	—	
81131	Commercial equipment (exc auto & elec) R&M . . . . .	221	2 327	8 687	37	21	7	7	2	—	—	—	—	—	
811310	Commercial equipment (exc auto & elec) R&M . . . . .	221	2 327	8 687	37	21	7	7	2	—	—	—	—	—	
8114	Personal & household goods R&M . . . . .	269	1 747	6 994	62	43	13	5	1	—	—	—	—	—	

See footnotes at end of table.

**Table 6. Counties—Employees, Payroll, and Establishments by Industry: 2001—Con.**

[Excludes most government employees, railroad employees, and self-employed persons. Size class 1 to 4 includes establishments with payroll, but no employees, during mid-March pay period. (D) denotes figures withheld to avoid disclosing data for individual companies; the data are included in broader industry totals. Detailed industries with 100 or more employees are shown if industry was not a (D). For explanation of terms, abbreviations, and data reliability/comparability, see introductory text]

NAICS code	Industry	Number of employees for week including March 12	Payroll (\$1,000)		Total number of establishments	Number of establishments by employment-size class									
			First quarter	Annual		1 to 4	5 to 9	10 to 19	20 to 49	50 to 99	100 to 249	250 to 499	500 to 999	1,000 or more	
<b>RAMSEY—Con.</b>															
<b>81</b>	<b>Other services (except public administration)—Con.</b>														
812	Personal & laundry services .....	3 057	12 423	52 391	388	202	88	64	27	6	1	—	—	—	
8121	Personal care services .....	1 755	6 075	25 827	229	122	52	34	16	5	—	—	—	—	
81211	Hair, nail & skin care services .....	1 488	5 540	23 619	197	108	42	31	11	5	—	—	—	—	
812112	Beauty salons .....	1 396	5 268	22 348	168	87	37	28	11	5	—	—	—	—	
81219	Other personal care services .....	267	535	2 208	32	14	10	3	5	—	—	—	—	—	
812191	Diet & weight reducing centers .....	118	255	1 077	9	3	3	—	3	—	—	—	—	—	
812199	Other personal care services .....	149	280	1 131	23	11	7	3	2	—	—	—	—	—	
8122	Death care services .....	232	1 515	6 901	32	10	11	11	—	—	—	—	—	—	
81221	Funeral homes .....	167	1 084	4 965	23	9	5	9	—	—	—	—	—	—	
812210	Funeral homes .....	167	1 084	4 965	23	9	5	9	—	—	—	—	—	—	
8123	Drycleaning & laundry services .....	695	3 028	12 714	53	22	14	8	7	1	1	—	—	—	
81232	Drycleaning & laundry services (exc coin-op) .	402	1 265	5 259	39	14	12	7	6	—	—	—	—	—	
812320	Drycleaning & laundry services (exc coin-op) .	402	1 265	5 259	39	14	12	7	6	—	—	—	—	—	
81233	Linen & uniform supply .....	240	1 639	6 942	3	—	1	—	—	1	1	—	—	—	
8129	Other personal services .....	375	1 805	6 949	74	48	11	11	4	—	—	—	—	—	
81293	Parking lots & garages .....	212	942	3 603	34	20	4	8	2	—	—	—	—	—	
812930	Parking lots & garages .....	212	942	3 603	34	20	4	8	2	—	—	—	—	—	
813	Religious, grantmaking, civic, prof & like organizations .....	9 679	49 923	207 762	754	338	180	127	66	32	10	1	—	—	
8131	Religious organizations .....	4 621	18 743	77 395	284	100	74	57	31	15	7	—	—	—	
81311	Religious organizations .....	4 621	18 743	77 395	284	100	74	57	31	15	7	—	—	—	
813110	Religious organizations .....	4 621	18 743	77 395	284	100	74	57	31	15	7	—	—	—	
8132	Grantmaking & giving services .....	539	4 935	20 127	55	26	14	8	4	3	—	—	—	—	
81321	Grantmaking & giving services .....	539	4 935	20 127	55	26	14	8	4	3	—	—	—	—	
813211	Grantmaking foundations .....	205	2 237	9 940	23	11	6	3	2	1	—	—	—	—	
813212	Voluntary health organizations .....	185	1 404	5 860	15	6	3	4	1	1	—	—	—	—	
813219	Other grantmaking & giving services .....	149	1 294	4 327	17	9	5	1	1	1	—	—	—	—	
8133	Social advocacy organizations .....	632	4 263	17 749	78	39	20	11	6	2	—	—	—	—	
81331	Social advocacy organizations .....	632	4 263	17 749	78	39	20	11	6	2	—	—	—	—	
813312	Environment & wildlife organizations .....	189	1 125	4 848	18	7	4	5	1	1	—	—	—	—	
813319	Other social advocacy organizations .....	377	2 629	10 907	50	25	15	5	4	1	—	—	—	—	
8134	Civic & social organizations .....	1 264	4 563	19 092	99	46	20	16	12	3	2	—	—	—	
81341	Civic & social organizations .....	1 264	4 563	19 092	99	46	20	16	12	3	2	—	—	—	
813410	Civic & social organizations .....	1 264	4 563	19 092	99	46	20	16	12	3	2	—	—	—	
8139	Business, labor, political, like organizations .....	2 623	17 419	73 399	238	127	52	35	13	9	1	1	—	—	
81391	Business associations .....	492	4 889	20 196	62	31	19	7	3	2	—	—	—	—	
813910	Business associations .....	492	4 889	20 196	62	31	19	7	3	2	—	—	—	—	
81392	Professional organizations .....	478	4 805	19 244	44	27	10	3	2	1	1	—	—	—	
813920	Professional organizations .....	478	4 805	19 244	44	27	10	3	2	1	1	—	—	—	
81393	Labor unions & similar labor organizations .....	1 333	6 079	26 196	68	23	14	19	6	5	—	1	—	—	
813930	Labor unions & similar labor organizations .....	1 333	6 079	26 196	68	23	14	19	6	5	—	1	—	—	
81394	Political organizations .....	112	698	3 700	19	16	1	—	1	1	—	—	—	—	
813940	Political organizations .....	112	698	3 700	19	16	1	—	1	1	—	—	—	—	
81399	Oth similar organizations (exc business, prof, labor, pol) .....	208	948	4 063	45	30	8	6	1	—	—	—	—	—	
813990	Oth similar organizations (exc business, prof, labor, pol) .....	208	948	4 063	45	30	8	6	1	—	—	—	—	—	
<b>95</b>	<b>Auxiliaries (exc corporate, subsidiary &amp; regional mgt)</b>	<b>2 622</b>	<b>45 672</b>	<b>162 021</b>	<b>27</b>	<b>5</b>	<b>5</b>	<b>3</b>	<b>2</b>	<b>6</b>	<b>3</b>	<b>2</b>	<b>1</b>	<b>—</b>	
<b>99</b>	<b>Unclassified establishments</b>	<b>117</b>	<b>649</b>	<b>3 071</b>	<b>94</b>	<b>88</b>	<b>5</b>	<b>1</b>	<b>—</b>	<b>—</b>	<b>—</b>	<b>—</b>	<b>—</b>	<b>—</b>	
<b>RED LAKE</b>															
	<b>Total</b> .....	<b>1 366</b>	<b>7 085</b>	<b>31 447</b>	<b>122</b>	<b>79</b>	<b>16</b>	<b>15</b>	<b>7</b>	<b>2</b>	<b>2</b>	<b>1</b>	<b>—</b>	<b>—</b>	
<b>21</b>	<b>Mining</b> .....	<b>(A)</b>	<b>(D)</b>	<b>(D)</b>	<b>2</b>	<b>1</b>	<b>1</b>	<b>—</b>	<b>—</b>	<b>—</b>	<b>—</b>	<b>—</b>	<b>—</b>	<b>—</b>	
<b>22</b>	<b>Utilities</b> .....	<b>(B)</b>	<b>(D)</b>	<b>(D)</b>	<b>1</b>	<b>—</b>	<b>—</b>	<b>—</b>	<b>1</b>	<b>—</b>	<b>—</b>	<b>—</b>	<b>—</b>	<b>—</b>	
<b>23</b>	<b>Construction</b> .....	<b>46</b>	<b>305</b>	<b>2 230</b>	<b>13</b>	<b>10</b>	<b>2</b>	<b>—</b>	<b>1</b>	<b>—</b>	<b>—</b>	<b>—</b>	<b>—</b>	<b>—</b>	
<b>31-33</b>	<b>Manufacturing</b> .....	<b>365</b>	<b>3 357</b>	<b>13 350</b>	<b>7</b>	<b>3</b>	<b>1</b>	<b>—</b>	<b>2</b>	<b>—</b>	<b>—</b>	<b>1</b>	<b>—</b>	<b>—</b>	
311	Food mfg .....	(E)	(D)	(D)	1	—	—	—	—	—	—	1	—	—	
3113	Sugar & confectionery product mfg .....	(E)	(D)	(D)	1	—	—	—	—	—	—	1	—	—	
31131	Sugar mfg .....	(E)	(D)	(D)	1	—	—	—	—	—	—	1	—	—	
<b>42</b>	<b>Wholesale trade</b> .....	<b>172</b>	<b>453</b>	<b>1 948</b>	<b>6</b>	<b>4</b>	<b>—</b>	<b>—</b>	<b>1</b>	<b>—</b>	<b>1</b>	<b>—</b>	<b>—</b>	<b>—</b>	
422	Wholesale trade, nondurable goods .....	148	302	1 231	3	2	—	—	—	—	1	—	—	—	
4224	Grocery & related product whse .....	(C)	(D)	(D)	2	1	—	—	—	—	1	—	—	—	
42248	Fresh fruit & vegetable whse .....	(C)	(D)	(D)	1	—	—	—	—	—	1	—	—	—	
<b>44-45</b>	<b>Retail trade</b> .....	<b>172</b>	<b>739</b>	<b>3 605</b>	<b>25</b>	<b>15</b>	<b>4</b>	<b>5</b>	<b>—</b>	<b>1</b>	<b>—</b>	<b>—</b>	<b>—</b>	<b>—</b>	
<b>48-49</b>	<b>Transportation &amp; warehousing</b> .....	<b>(B)</b>	<b>(D)</b>	<b>(D)</b>	<b>5</b>	<b>4</b>	<b>—</b>	<b>—</b>	<b>1</b>	<b>—</b>	<b>—</b>	<b>—</b>	<b>—</b>	<b>—</b>	
<b>51</b>	<b>Information</b> .....	<b>8</b>	<b>77</b>	<b>297</b>	<b>3</b>	<b>2</b>	<b>1</b>	<b>—</b>	<b>—</b>	<b>—</b>	<b>—</b>	<b>—</b>	<b>—</b>	<b>—</b>	
<b>52</b>	<b>Finance &amp; insurance</b> .....	<b>57</b>	<b>309</b>	<b>1 383</b>	<b>10</b>	<b>7</b>	<b>1</b>	<b>2</b>	<b>—</b>	<b>—</b>	<b>—</b>	<b>—</b>	<b>—</b>	<b>—</b>	
<b>53</b>	<b>Real estate &amp; rental &amp; leasing</b> .....	<b>(A)</b>	<b>(D)</b>	<b>(D)</b>	<b>1</b>	<b>1</b>	<b>—</b>	<b>—</b>	<b>—</b>	<b>—</b>	<b>—</b>	<b>—</b>	<b>—</b>	<b>—</b>	
<b>54</b>	<b>Professional, scientific &amp; technical services</b> .....	<b>3</b>	<b>15</b>	<b>66</b>	<b>4</b>	<b>4</b>	<b>—</b>	<b>—</b>	<b>—</b>	<b>—</b>	<b>—</b>	<b>—</b>	<b>—</b>	<b>—</b>	
<b>55</b>	<b>Management of companies &amp; enterprises</b> .....	<b>(A)</b>	<b>(D)</b>	<b>(D)</b>	<b>1</b>	<b>1</b>	<b>—</b>	<b>—</b>	<b>—</b>	<b>—</b>	<b>—</b>	<b>—</b>	<b>—</b>	<b>—</b>	
<b>56</b>	<b>Admin, support, waste mgt, remediation services</b> .....	<b>(A)</b>	<b>(D)</b>	<b>(D)</b>	<b>1</b>	<b>—</b>	<b>1</b>	<b>—</b>	<b>—</b>	<b>—</b>	<b>—</b>	<b>—</b>	<b>—</b>	<b>—</b>	
<b>61</b>	<b>Educational services</b> .....	<b>(A)</b>	<b>(D)</b>	<b>(D)</b>	<b>2</b>	<b>1</b>	<b>—</b>	<b>1</b>	<b>—</b>	<b>—</b>	<b>—</b>	<b>—</b>	<b>—</b>	<b>—</b>	

See footnotes at end of table.

**Table 6. Counties—Employees, Payroll, and Establishments by Industry: 2001—Con.**

[Excludes most government employees, railroad employees, and self-employed persons. Size class 1 to 4 includes establishments with payroll, but no employees, during mid-March pay period. (D) denotes figures withheld to avoid disclosing data for individual companies; the data are included in broader industry totals. Detailed industries with 100 or more employees are shown if industry was not a (D). For explanation of terms, abbreviations, and data reliability/comparability, see introductory text]

NAICS code	Industry	Number of employees for week including March 12	Payroll (\$1,000)		Total number of establishments	Number of establishments by employment-size class								
			First quarter	Annual		1 to 4	5 to 9	10 to 19	20 to 49	50 to 99	100 to 249	250 to 499	500 to 999	1,000 or more
<b>RED LAKE—Con.</b>														
62	<b>Health care and social assistance</b> .....	306	863	3 847	8	2	2	1	1	1	1	—	—	—
624	Social assistance .....	(C)	(D)	(D)	5	2	1	1	—	—	1	—	—	—
6244	Child day care services .....	(C)	(D)	(D)	4	2	1	—	—	—	1	—	—	—
62441	Child day care services .....	(C)	(D)	(D)	4	2	1	—	—	—	1	—	—	—
71	<b>Arts, entertainment &amp; recreation</b> .....	(A)	(D)	(D)	4	4	—	—	—	—	—	—	—	—
72	<b>Accommodation &amp; food services</b> .....	60	99	363	9	4	1	4	—	—	—	—	—	—
81	<b>Other services (except public administration)</b> .....	61	144	777	18	14	2	2	—	—	—	—	—	—
99	<b>Unclassified establishments</b> .....	(A)	(D)	(D)	2	2	—	—	—	—	—	—	—	—
<b>REDWOOD</b>														
	<b>Total</b> .....	5 615	27 909	119 677	648	407	123	63	39	9	6	1	—	—
11	<b>Forestry, fishing, hunting, and agriculture support</b> .....	(B)	(D)	(D)	3	2	—	—	1	—	—	—	—	—
21	<b>Mining</b> .....	(A)	(D)	(D)	2	2	—	—	—	—	—	—	—	—
22	<b>Utilities</b> .....	(B)	(D)	(D)	4	—	2	2	—	—	—	—	—	—
23	<b>Construction</b> .....	371	1 825	9 641	90	68	14	6	2	—	—	—	—	—
235	Special trade contractors .....	252	1 272	6 257	53	40	7	4	2	—	—	—	—	—
31-33	<b>Manufacturing</b> .....	1 060	7 307	28 981	24	8	5	—	8	—	2	1	—	—
321	Wood product mfg .....	363	2 046	10 295	4	—	—	—	2	—	2	—	—	—
3219	Other wood product mfg .....	363	2 046	10 295	4	—	—	—	2	—	2	—	—	—
32199	All other wood product mfg .....	(E)	(D)	(D)	3	—	—	—	1	—	2	—	—	—
334	Computer & electronic product mfg .....	(E)	(D)	(D)	2	—	—	—	1	—	—	1	—	—
3344	Semiconductor & oth electronic component mfg .....	(E)	(D)	(D)	2	—	—	—	1	—	—	1	—	—
33441	Semiconductor & oth electronic component mfg .....	(E)	(D)	(D)	2	—	—	—	1	—	—	1	—	—
42	<b>Wholesale trade</b> .....	522	4 005	18 787	45	18	14	6	5	2	—	—	—	—
421	Wholesale trade, durable goods .....	223	1 748	7 877	23	9	7	3	4	—	—	—	—	—
4218	Machinery, equipment & supplies whsle .....	160	1 188	5 458	14	6	2	3	3	—	—	—	—	—
42182	Farm & garden machinery & equipment whsle .....	(C)	(D)	(D)	11	4	2	2	3	—	—	—	—	—
422	Wholesale trade, nondurable goods .....	299	2 257	10 910	22	9	7	3	1	2	—	—	—	—
4225	Farm product raw material whsle .....	242	1 821	9 091	12	4	4	1	1	2	—	—	—	—
42251	Grain & field bean whsle .....	(C)	(D)	(D)	11	4	3	1	1	2	—	—	—	—
44-45	<b>Retail trade</b> .....	987	3 412	15 338	98	52	23	14	5	2	2	—	—	—
441	Motor vehicle & parts dealers .....	129	781	3 589	13	7	4	—	1	1	—	—	—	—
444	Bldg material & garden equip & supp dealers .....	122	673	3 107	23	14	6	3	—	—	—	—	—	—
445	Food & beverage stores .....	293	694	2 966	18	7	5	3	1	1	1	—	—	—
4451	Grocery stores .....	242	595	2 569	6	1	1	1	1	1	1	—	—	—
44511	Grocery (except convenience) stores .....	242	595	2 569	6	1	1	1	1	1	1	—	—	—
445110	Grocery (except convenience) stores .....	242	595	2 569	6	1	1	1	1	1	1	—	—	—
447	Gasoline stations .....	113	273	1 006	12	4	3	4	1	—	—	—	—	—
4471	Gasoline stations .....	113	273	1 006	12	4	3	4	1	—	—	—	—	—
452	General merchandise stores .....	(C)	(D)	(D)	1	—	—	—	—	—	1	—	—	—
4521	Department stores .....	(C)	(D)	(D)	1	—	—	—	—	—	1	—	—	—
45211	Department stores .....	(C)	(D)	(D)	1	—	—	—	—	—	1	—	—	—
48-49	<b>Transportation &amp; warehousing</b> .....	169	734	2 998	42	32	5	3	2	—	—	—	—	—
51	<b>Information</b> .....	96	711	2 695	12	6	3	2	1	—	—	—	—	—
52	<b>Finance &amp; insurance</b> .....	218	1 574	6 374	40	27	6	5	2	—	—	—	—	—
522	Credit intermediation & related activities .....	171	1 275	5 095	17	6	4	5	2	—	—	—	—	—
5221	Depository credit intermediation .....	(C)	(D)	(D)	13	3	4	4	2	—	—	—	—	—
52211	Commercial banking .....	132	971	3 862	11	2	4	3	2	—	—	—	—	—
522110	Commercial banking .....	132	971	3 862	11	2	4	3	2	—	—	—	—	—
53	<b>Real estate &amp; rental &amp; leasing</b> .....	71	132	564	27	25	1	—	1	—	—	—	—	—
54	<b>Professional, scientific &amp; technical services</b> .....	177	1 702	5 945	31	19	6	5	1	—	—	—	—	—
541	Professional, scientific & technical services .....	177	1 702	5 945	31	19	6	5	1	—	—	—	—	—
55	<b>Management of companies &amp; enterprises</b> .....	(A)	(D)	(D)	1	—	—	1	—	—	—	—	—	—
56	<b>Admin, support, waste mgt, remediation services</b> .....	106	291	1 186	22	15	4	2	1	—	—	—	—	—
61	<b>Educational services</b> .....	(B)	(D)	(D)	6	3	2	1	—	—	—	—	—	—

See footnotes at end of table.

**Table 6. Counties—Employees, Payroll, and Establishments by Industry: 2001—Con.**

[Excludes most government employees, railroad employees, and self-employed persons. Size class 1 to 4 includes establishments with payroll, but no employees, during mid-March pay period. (D) denotes figures withheld to avoid disclosing data for individual companies; the data are included in broader industry totals. Detailed industries with 100 or more employees are shown if industry was not a (D). For explanation of terms, abbreviations, and data reliability/comparability, see introductory text]

NAICS code	Industry	Number of employees for week including March 12	Payroll (\$1,000)		Total number of establishments	Number of establishments by employment-size class								
			First quarter	Annual		1 to 4	5 to 9	10 to 19	20 to 49	50 to 99	100 to 249	250 to 499	500 to 999	1,000 or more
<b>REDWOOD—Con.</b>														
<b>62</b>	<b>Health care and social assistance</b> .....	<b>1 007</b>	<b>3 860</b>	<b>16 634</b>	<b>58</b>	<b>26</b>	<b>19</b>	<b>5</b>	<b>1</b>	<b>5</b>	<b>2</b>	—	—	—
621	Ambulatory health care services .....	265	1 283	5 364	37	17	15	3	1	1	—	—	—	—
622	Hospitals .....	(C)	(D)	(D)	1	—	—	—	—	—	1	—	—	—
6221	General medical & surgical hospitals .....	(C)	(D)	(D)	1	—	—	—	—	—	1	—	—	—
62211	General medical & surgical hospitals .....	(C)	(D)	(D)	1	—	—	—	—	—	1	—	—	—
623	Nursing & residential care facilities .....	353	1 323	5 813	9	—	3	2	—	4	—	—	—	—
6231	Nursing care facilities .....	305	1 160	5 258	4	—	—	—	—	4	—	—	—	—
62311	Nursing care facilities .....	305	1 160	5 258	4	—	—	—	—	4	—	—	—	—
623110	Nursing care facilities .....	305	1 160	5 258	4	—	—	—	—	4	—	—	—	—
624	Social assistance .....	(C)	(D)	(D)	11	9	1	—	—	—	1	—	—	—
6241	Individual & family services .....	(C)	(D)	(D)	5	3	1	—	—	—	1	—	—	—
62412	Services for elderly & disabled persons .....	(C)	(D)	(D)	2	—	1	—	—	—	1	—	—	—
<b>71</b>	<b>Arts, entertainment &amp; recreation</b> .....	<b>18</b>	<b>60</b>	<b>433</b>	<b>8</b>	<b>7</b>	<b>1</b>	—	—	—	—	—	—	—
<b>72</b>	<b>Accommodation &amp; food services</b> .....	<b>387</b>	<b>680</b>	<b>3 088</b>	<b>35</b>	<b>16</b>	<b>4</b>	<b>7</b>	<b>8</b>	—	—	—	—	—
722	Food services & drinking places .....	301	534	2 385	32	16	4	7	5	—	—	—	—	—
7221	Full-service restaurants .....	165	318	1 337	15	7	1	3	4	—	—	—	—	—
72211	Full-service restaurants .....	165	318	1 337	15	7	1	3	4	—	—	—	—	—
722110	Full-service restaurants .....	165	318	1 337	15	7	1	3	4	—	—	—	—	—
<b>81</b>	<b>Other services (except public administration)</b> .....	<b>300</b>	<b>799</b>	<b>3 435</b>	<b>89</b>	<b>70</b>	<b>14</b>	<b>4</b>	<b>1</b>	—	—	—	—	—
813	Religious, grantmaking, civic, prof & like organizations .....	221	546	2 274	52	36	11	4	1	—	—	—	—	—
8131	Religious organizations .....	155	358	1 459	34	23	7	3	1	—	—	—	—	—
81311	Religious organizations .....	155	358	1 459	34	23	7	3	1	—	—	—	—	—
813110	Religious organizations .....	155	358	1 459	34	23	7	3	1	—	—	—	—	—
<b>99</b>	<b>Unclassified establishments</b> .....	<b>(A)</b>	<b>(D)</b>	<b>(D)</b>	<b>11</b>	<b>11</b>	—	—	—	—	—	—	—	—
<b>RENVILLE</b>														
	<b>Total</b> .....	<b>6 153</b>	<b>33 087</b>	<b>143 419</b>	<b>646</b>	<b>389</b>	<b>116</b>	<b>88</b>	<b>33</b>	<b>13</b>	<b>6</b>	—	<b>1</b>	—
<b>11</b>	<b>Forestry, fishing, hunting, and agriculture support</b> .....	<b>(B)</b>	<b>(D)</b>	<b>(D)</b>	<b>10</b>	<b>8</b>	<b>2</b>	—	—	—	—	—	—	—
<b>21</b>	<b>Mining</b> .....	<b>8</b>	<b>55</b>	<b>471</b>	<b>5</b>	<b>5</b>	—	—	—	—	—	—	—	—
<b>22</b>	<b>Utilities</b> .....	<b>(B)</b>	<b>(D)</b>	<b>(D)</b>	<b>3</b>	<b>1</b>	<b>1</b>	<b>1</b>	—	—	—	—	—	—
<b>23</b>	<b>Construction</b> .....	<b>343</b>	<b>2 072</b>	<b>9 924</b>	<b>84</b>	<b>61</b>	<b>14</b>	<b>7</b>	<b>1</b>	<b>1</b>	—	—	—	—
235	Special trade contractors .....	217	1 478	6 159	56	43	8	4	—	1	—	—	—	—
2353	Electrical contractors .....	106	753	2 174	16	11	3	1	—	1	—	—	—	—
23531	Electrical contractors .....	106	753	2 174	16	11	3	1	—	1	—	—	—	—
235310	Electrical contractors .....	106	753	2 174	16	11	3	1	—	1	—	—	—	—
<b>31-33</b>	<b>Manufacturing</b> .....	<b>1 149</b>	<b>9 937</b>	<b>39 498</b>	<b>37</b>	<b>13</b>	<b>4</b>	<b>9</b>	<b>5</b>	<b>3</b>	<b>3</b>	—	—	—
311	Food mfg .....	511	5 986	21 945	10	2	1	4	—	1	2	—	—	—
3113	Sugar & confectionery product mfg .....	(C)	(D)	(D)	1	—	—	—	—	—	1	—	—	—
31131	Sugar mfg .....	(C)	(D)	(D)	1	—	—	—	—	—	1	—	—	—
3116	Animal slaughtering & processing .....	233	1 581	6 427	5	1	1	1	—	1	1	—	—	—
31161	Animal slaughtering & processing .....	233	1 581	6 427	5	1	1	1	—	1	1	—	—	—
332	Fabricated metal product mfg .....	103	636	2 742	3	—	—	2	—	1	—	—	—	—
333	Machinery mfg .....	104	719	2 979	3	—	—	1	1	1	—	—	—	—
334	Computer & electronic product mfg .....	(C)	(D)	(D)	1	—	—	—	—	—	1	—	—	—
3342	Communications equipment mfg .....	(C)	(D)	(D)	1	—	—	—	—	—	1	—	—	—
33421	Telephone apparatus mfg .....	(C)	(D)	(D)	1	—	—	—	—	—	1	—	—	—
<b>42</b>	<b>Wholesale trade</b> .....	<b>411</b>	<b>2 846</b>	<b>13 261</b>	<b>26</b>	<b>10</b>	<b>7</b>	<b>5</b>	<b>1</b>	<b>3</b>	—	—	—	—
421	Wholesale trade, durable goods .....	(C)	(D)	(D)	14	6	4	3	—	1	—	—	—	—
4218	Machinery, equipment & supplies whsle .....	151	1 069	4 996	9	4	2	2	—	1	—	—	—	—
42182	Farm & garden machinery & equipment whsle .....	151	1 069	4 996	9	4	2	2	—	1	—	—	—	—
421820	Farm & garden machinery & equipment whsle .....	151	1 069	4 996	9	4	2	2	—	1	—	—	—	—
422	Wholesale trade, nondurable goods .....	(C)	(D)	(D)	12	4	3	2	1	2	—	—	—	—
4225	Farm product raw material whsle .....	(C)	(D)	(D)	10	2	3	2	1	2	—	—	—	—
42251	Grain & field bean whsle .....	228	1 553	7 281	9	1	3	2	1	2	—	—	—	—
422510	Grain & field bean whsle .....	228	1 553	7 281	9	1	3	2	1	2	—	—	—	—
<b>44-45</b>	<b>Retail trade</b> .....	<b>785</b>	<b>2 954</b>	<b>12 838</b>	<b>115</b>	<b>61</b>	<b>23</b>	<b>23</b>	<b>8</b>	—	—	—	—	—
441	Motor vehicle & parts dealers .....	142	897	3 662	18	9	5	1	3	—	—	—	—	—
4411	Automobile dealers .....	(C)	(D)	(D)	7	1	2	1	3	—	—	—	—	—
44111	New car dealers .....	103	669	2 729	6	—	2	1	3	—	—	—	—	—
441110	New car dealers .....	103	669	2 729	6	—	2	1	3	—	—	—	—	—
444	Bldg material & garden equip & supp dealers .....	105	552	2 715	28	18	7	3	—	—	—	—	—	—
445	Food & beverage stores .....	192	447	1 858	17	4	4	7	2	—	—	—	—	—
4451	Grocery stores .....	(C)	(D)	(D)	9	2	2	3	2	—	—	—	—	—
44511	Grocery (except convenience) stores .....	126	256	1 072	8	2	1	3	2	—	—	—	—	—
445110	Grocery (except convenience) stores .....	126	256	1 072	8	2	1	3	2	—	—	—	—	—
447	Gasoline stations .....	153	386	1 501	14	1	4	8	1	—	—	—	—	—
4471	Gasoline stations .....	153	386	1 501	14	1	4	8	1	—	—	—	—	—

See footnotes at end of table.

**Table 6. Counties—Employees, Payroll, and Establishments by Industry: 2001—Con.**

[Excludes most government employees, railroad employees, and self-employed persons. Size class 1 to 4 includes establishments with payroll, but no employees, during mid-March pay period. (D) denotes figures withheld to avoid disclosing data for individual companies; the data are included in broader industry totals. Detailed industries with 100 or more employees are shown if industry was not a (D). For explanation of terms, abbreviations, and data reliability/comparability, see introductory text]

NAICS code	Industry	Number of employees for week including March 12	Payroll (\$1,000)		Total number of establishments	Number of establishments by employment-size class								
			First quarter	Annual		1 to 4	5 to 9	10 to 19	20 to 49	50 to 99	100 to 249	250 to 499	500 to 999	1,000 or more
<b>RENVILLE—Con.</b>														
<b>48-49</b>	<b>Transportation &amp; warehousing</b> .....	<b>227</b>	<b>1 291</b>	<b>6 075</b>	<b>43</b>	<b>31</b>	<b>3</b>	<b>6</b>	<b>3</b>	—	—	—	—	—
484	Truck transportation .....	(C)	(D)	(D)	39	29	2	6	2	—	—	—	—	—
4841	General freight trucking .....	134	915	3 776	22	16	—	4	2	—	—	—	—	—
<b>51</b>	<b>Information</b> .....	<b>67</b>	<b>404</b>	<b>1 796</b>	<b>13</b>	<b>9</b>	<b>2</b>	<b>1</b>	<b>1</b>	—	—	—	—	—
<b>52</b>	<b>Finance &amp; insurance</b> .....	<b>213</b>	<b>1 580</b>	<b>6 821</b>	<b>42</b>	<b>24</b>	<b>9</b>	<b>9</b>	—	—	—	—	—	—
522	Credit intermediation & related activities .....	146	1 117	4 572	16	2	6	8	—	—	—	—	—	—
5221	Depository credit intermediation .....	(C)	(D)	(D)	14	1	5	8	—	—	—	—	—	—
52211	Commercial banking .....	123	901	3 780	12	1	3	8	—	—	—	—	—	—
522110	Commercial banking .....	123	901	3 780	12	1	3	8	—	—	—	—	—	—
<b>53</b>	<b>Real estate &amp; rental &amp; leasing</b> .....	<b>32</b>	<b>123</b>	<b>622</b>	<b>14</b>	<b>12</b>	<b>2</b>	—	—	—	—	—	—	—
<b>54</b>	<b>Professional, scientific &amp; technical services</b> .....	<b>188</b>	<b>1 107</b>	<b>5 622</b>	<b>35</b>	<b>24</b>	<b>6</b>	<b>4</b>	—	<b>1</b>	—	—	—	—
541	Professional, scientific & technical services .....	188	1 107	5 622	35	24	6	4	—	1	—	—	—	—
<b>55</b>	<b>Management of companies &amp; enterprises</b> .....	<b>(B)</b>	<b>(D)</b>	<b>(D)</b>	<b>1</b>	—	—	—	<b>1</b>	—	—	—	—	—
<b>56</b>	<b>Admin. support, waste mgt, remediation services</b> .....	<b>63</b>	<b>221</b>	<b>1 089</b>	<b>18</b>	<b>14</b>	<b>2</b>	<b>1</b>	<b>1</b>	—	—	—	—	—
<b>61</b>	<b>Educational services</b> .....	<b>160</b>	<b>855</b>	<b>3 372</b>	<b>4</b>	—	<b>1</b>	<b>1</b>	<b>1</b>	—	<b>1</b>	—	—	—
611	Educational services .....	160	855	3 372	4	—	1	1	1	—	1	—	—	—
6111	Elementary & secondary schools .....	160	855	3 372	4	—	1	1	1	—	1	—	—	—
61111	Elementary & secondary schools .....	160	855	3 372	4	—	1	1	1	—	1	—	—	—
611110	Elementary & secondary schools .....	160	855	3 372	4	—	1	1	1	—	1	—	—	—
<b>62</b>	<b>Health care and social assistance</b> .....	<b>869</b>	<b>3 141</b>	<b>14 010</b>	<b>43</b>	<b>18</b>	<b>9</b>	<b>4</b>	<b>5</b>	<b>5</b>	<b>2</b>	—	—	—
621	Ambulatory health care services .....	138	651	3 076	20	9	8	1	2	—	—	—	—	—
623	Nursing & residential care facilities .....	526	1 640	7 493	10	1	1	1	2	3	2	—	—	—
6231	Nursing care facilities .....	382	1 305	5 743	5	—	—	—	1	2	2	—	—	—
62311	Nursing care facilities .....	382	1 305	5 743	5	—	—	—	1	2	2	—	—	—
623110	Nursing care facilities .....	382	1 305	5 743	5	—	—	—	1	2	2	—	—	—
6232	Residential mental retardation, health facil .....	(C)	(D)	(D)	2	—	1	—	—	1	—	—	—	—
624	Social assistance .....	(C)	(D)	(D)	12	8	—	2	1	1	—	—	—	—
<b>71</b>	<b>Arts, entertainment &amp; recreation</b> .....	<b>50</b>	<b>112</b>	<b>821</b>	<b>16</b>	<b>14</b>	—	<b>2</b>	—	—	—	—	—	—
<b>72</b>	<b>Accommodation &amp; food services</b> .....	<b>1 165</b>	<b>4 592</b>	<b>19 226</b>	<b>38</b>	<b>15</b>	<b>7</b>	<b>10</b>	<b>5</b>	—	—	—	<b>1</b>	—
721	Accommodation .....	(F)	(D)	(D)	3	—	1	—	1	—	—	—	1	—
7211	Traveler accommodation .....	(F)	(D)	(D)	3	—	1	—	1	—	—	—	1	—
72112	Casino hotels .....	(F)	(D)	(D)	1	—	—	—	—	—	—	—	1	—
722	Food services & drinking places .....	(E)	(D)	(D)	35	15	6	10	4	—	—	—	—	—
7221	Full-service restaurants .....	(C)	(D)	(D)	17	7	2	5	3	—	—	—	—	—
72211	Full-service restaurants .....	(C)	(D)	(D)	17	7	2	5	3	—	—	—	—	—
<b>81</b>	<b>Other services (except public administration)</b> .....	<b>338</b>	<b>1 087</b>	<b>4 434</b>	<b>92</b>	<b>64</b>	<b>22</b>	<b>5</b>	<b>1</b>	—	—	—	—	—
813	Religious, grantmaking, civic, prof & like organizations .....	249	685	2 819	54	33	15	5	1	—	—	—	—	—
8131	Religious organizations .....	184	441	1 744	38	21	13	4	—	—	—	—	—	—
81311	Religious organizations .....	184	441	1 744	38	21	13	4	—	—	—	—	—	—
813110	Religious organizations .....	184	441	1 744	38	21	13	4	—	—	—	—	—	—
<b>95</b>	<b>Auxiliaries (exc corporate, subsidiary &amp; regional mgt)</b> .....	<b>(A)</b>	<b>(D)</b>	<b>(D)</b>	<b>2</b>	<b>1</b>	<b>1</b>	—	—	—	—	—	—	—
<b>99</b>	<b>Unclassified establishments</b> .....	<b>(A)</b>	<b>(D)</b>	<b>(D)</b>	<b>5</b>	<b>4</b>	<b>1</b>	—	—	—	—	—	—	—
<b>RICE</b>														
	<b>Total</b> .....	<b>23 754</b>	<b>143 664</b>	<b>598 271</b>	<b>1 475</b>	<b>812</b>	<b>268</b>	<b>193</b>	<b>123</b>	<b>41</b>	<b>28</b>	<b>5</b>	<b>3</b>	<b>2</b>
<b>11</b>	<b>Forestry, fishing, hunting, and agriculture support</b> .....	<b>(A)</b>	<b>(D)</b>	<b>(D)</b>	<b>3</b>	<b>3</b>	—	—	—	—	—	—	—	—
<b>21</b>	<b>Mining</b> .....	<b>(A)</b>	<b>(D)</b>	<b>(D)</b>	<b>1</b>	—	<b>1</b>	—	—	—	—	—	—	—
<b>22</b>	<b>Utilities</b> .....	<b>(B)</b>	<b>(D)</b>	<b>(D)</b>	<b>2</b>	<b>1</b>	—	—	<b>1</b>	—	—	—	—	—
<b>23</b>	<b>Construction</b> .....	<b>1 377</b>	<b>10 162</b>	<b>51 351</b>	<b>224</b>	<b>145</b>	<b>39</b>	<b>26</b>	<b>11</b>	<b>2</b>	<b>1</b>	—	—	—
233	Building, developing & general contracting .....	502	3 609	16 804	69	47	9	10	1	1	1	—	—	—
2332	Residential building construction .....	(C)	(D)	(D)	54	40	7	6	—	1	—	—	—	—
23321	Single-family housing construction .....	246	1 689	8 212	53	39	7	6	—	1	—	—	—	—
233210	Single-family housing construction .....	246	1 689	8 212	53	39	7	6	—	1	—	—	—	—
2333	Nonresidential building construction .....	254	1 916	8 552	12	4	2	4	1	—	1	—	—	—
23332	Commercial & institutional bldg construction ..	207	1 575	6 907	6	2	1	1	1	—	1	—	—	—
233320	Commercial & institutional bldg construction ..	207	1 575	6 907	6	2	1	1	1	—	1	—	—	—
235	Special trade contractors .....	818	6 093	29 667	143	91	27	15	9	1	—	—	—	—
2351	Plumbing, heating & AC contractor .....	241	2 039	7 190	22	11	4	3	3	1	—	—	—	—
23511	Plumbing, heating & AC contractor .....	241	2 039	7 190	22	11	4	3	3	1	—	—	—	—
235110	Plumbing, heating & AC contractor .....	241	2 039	7 190	22	11	4	3	3	1	—	—	—	—
2353	Electrical contractors .....	134	1 112	5 694	18	7	8	1	2	—	—	—	—	—
23531	Electrical contractors .....	134	1 112	5 694	18	7	8	1	2	—	—	—	—	—
235310	Electrical contractors .....	134	1 112	5 694	18	7	8	1	2	—	—	—	—	—

See footnotes at end of table.

**Table 6. Counties—Employees, Payroll, and Establishments by Industry: 2001—Con.**

[Excludes most government employees, railroad employees, and self-employed persons. Size class 1 to 4 includes establishments with payroll, but no employees, during mid-March pay period. (D) denotes figures withheld to avoid disclosing data for individual companies; the data are included in broader industry totals. Detailed industries with 100 or more employees are shown if industry was not a (D). For explanation of terms, abbreviations, and data reliability/comparability, see introductory text]

NAICS code	Industry	Number of employees for week including March 12	Payroll (\$1,000)		Total number of establishments	Number of establishments by employment-size class									
			First quarter	Annual		1 to 4	5 to 9	10 to 19	20 to 49	50 to 99	100 to 249	250 to 499	500 to 999	1,000 or more	
<b>RICE—Con.</b>															
<b>31-33</b>	<b>Manufacturing</b>	<b>5 163</b>	<b>49 710</b>	<b>188 812</b>	<b>98</b>	<b>39</b>	<b>16</b>	<b>12</b>	<b>12</b>	<b>4</b>	<b>10</b>	<b>2</b>	<b>3</b>	<b>-</b>	
311	Food mfg	1 693	16 777	68 016	14	4	2	1	2	1	2	-	2	-	
3112	Grain & oilseed milling	(F)	(D)	(D)	3	-	-	1	-	1	-	-	1	-	
31123	Breakfast cereal manufacturing	(F)	(D)	(D)	2	-	-	1	-	-	-	-	-	1	
3114	Fruit & veg preserving & specialty food mfg	(C)	(D)	(D)	2	-	1	-	-	-	1	-	-	-	
31142	Fruit & veg canning, pickling & drying	(C)	(D)	(D)	2	-	1	-	-	-	1	-	-	-	
3116	Animal slaughtering & processing	(F)	(D)	(D)	4	3	-	-	-	-	-	-	-	1	
31161	Animal slaughtering & processing	(F)	(D)	(D)	4	3	-	-	-	-	-	-	-	1	
3119	Other food mfg	(C)	(D)	(D)	1	-	-	-	-	-	1	-	-	-	
31199	All other food mfg	(C)	(D)	(D)	1	-	-	-	-	-	1	-	-	-	
313	Textile mills	(C)	(D)	(D)	1	-	-	-	-	-	1	-	-	-	
3132	Fabric mills	(C)	(D)	(D)	1	-	-	-	-	-	1	-	-	-	
31321	Broadwoven fabric mills	(C)	(D)	(D)	1	-	-	-	-	-	1	-	-	-	
323	Printing & related support activities	119	542	2 282	8	4	1	1	1	1	-	-	-	-	
3231	Printing & related support activities	119	542	2 282	8	4	1	1	1	1	-	-	-	-	
32311	Printing	119	542	2 282	8	4	1	1	1	1	-	-	-	-	
326	Plastics & rubber products mfg	348	2 863	10 098	5	2	-	-	1	-	2	-	-	-	
3261	Plastics product mfg	348	2 863	10 098	5	2	-	-	1	-	2	-	-	-	
32612	Plastics pipe, pipe fitting, & unsupported profile shape mfg	(C)	(D)	(D)	1	-	-	-	-	-	1	-	-	-	
32613	Laminated plastics plate, sheet & shape mfg	(C)	(D)	(D)	1	-	-	-	-	-	1	-	-	-	
327	Nonmetallic mineral product mfg	434	4 070	16 395	7	2	-	3	-	-	2	-	-	-	
3272	Glass & glass product mfg	(E)	(D)	(D)	3	1	-	-	-	-	2	-	-	-	
32721	Glass & glass product mfg	(E)	(D)	(D)	3	1	-	-	-	-	2	-	-	-	
332	Fabricated metal product mfg	752	6 259	27 180	13	5	1	1	3	-	2	1	-	-	
3323	Architectural & structural metals mfg	(E)	(D)	(D)	2	-	-	-	-	-	1	1	-	-	
33231	Plate work & fabricated structural prod mfg	(C)	(D)	(D)	1	-	-	-	-	-	1	-	-	-	
33232	Ornamental & architectural metal prod mfg	(E)	(D)	(D)	1	-	-	-	-	-	-	1	-	-	
3324	Boiler, tank & shipping container mfg	(C)	(D)	(D)	1	-	-	-	-	-	1	-	-	-	
33243	Light gauge metal container mfg	(C)	(D)	(D)	1	-	-	-	-	-	1	-	-	-	
3327	Mach shops, turn prod, screw, nut, bolt mfg	120	933	4 242	7	3	-	1	3	-	-	-	-	-	
333	Machinery mfg	965	11 111	38 231	16	5	4	2	2	1	1	-	1	-	
3334	HVAC & commercial refrigeration equipment mfg	(F)	(D)	(D)	2	-	-	-	-	-	1	-	1	-	
33341	HVAC & commercial refrigeration equipment mfg	(F)	(D)	(D)	2	-	-	-	-	-	1	-	1	-	
334	Computer & electronic product mfg	552	5 744	18 802	6	2	1	1	-	1	-	1	-	-	
3344	Semiconductor & oth electronic component mfg	(F)	(D)	(D)	3	-	-	1	-	1	-	1	-	-	
33441	Semiconductor & oth electronic component mfg	(F)	(D)	(D)	3	-	-	1	-	1	-	1	-	-	
337	Furniture & related product mfg	113	648	2 435	13	6	3	2	2	-	-	-	-	-	
<b>42</b>	<b>Wholesale trade</b>	<b>631</b>	<b>5 786</b>	<b>28 205</b>	<b>69</b>	<b>41</b>	<b>11</b>	<b>7</b>	<b>7</b>	<b>3</b>	<b>-</b>	<b>-</b>	<b>-</b>	<b>-</b>	
421	Wholesale trade, durable goods	424	3 975	19 802	41	24	5	4	6	2	-	-	-	-	
4211	Motor vehicle, motor vehicle pt & supply whsle	125	956	4 314	8	3	2	1	1	1	-	-	-	-	
4216	Electrical goods whsle	120	1 546	7 955	6	2	-	1	3	-	-	-	-	-	
42169	Other electronic parts & equipment whsle	(C)	(D)	(D)	4	1	-	-	3	-	-	-	-	-	
4218	Machinery, equipment & supplies whsle	136	1 166	5 669	11	6	1	1	2	1	-	-	-	-	
42182	Farm & garden machinery & equipment whsle	(C)	(D)	(D)	8	3	1	1	2	1	-	-	-	-	
422	Wholesale trade, nondurable goods	207	1 811	8 403	28	17	6	3	1	1	-	-	-	-	
<b>44-45</b>	<b>Retail trade</b>	<b>3 082</b>	<b>12 722</b>	<b>54 008</b>	<b>246</b>	<b>112</b>	<b>58</b>	<b>49</b>	<b>16</b>	<b>4</b>	<b>7</b>	<b>-</b>	<b>-</b>	<b>-</b>	
441	Motor vehicle & parts dealers	429	2 941	13 180	33	11	6	11	4	1	-	-	-	-	
4411	Automobile dealers	266	1 990	8 939	13	5	1	2	4	1	-	-	-	-	
44111	New car dealers	242	1 749	6 727	7	1	-	1	4	1	-	-	-	-	
441110	New car dealers	242	1 749	6 727	7	1	-	1	4	1	-	-	-	-	
4413	Automotive parts, accessories & tire stores	128	696	2 883	15	4	4	7	-	-	-	-	-	-	
442	Furniture & home furnishing stores	111	457	1 961	15	7	3	4	1	-	-	-	-	-	
444	Bldg material & garden equip & supp dealers	195	963	4 580	28	16	3	7	2	-	-	-	-	-	
4441	Building material & supplies dealers	167	843	3 764	22	11	2	7	2	-	-	-	-	-	
445	Food & beverage stores	718	2 460	10 677	27	10	10	3	-	1	3	-	-	-	
4451	Grocery stores	623	2 230	9 560	11	5	1	1	-	1	3	-	-	-	
44511	Grocery (except convenience) stores	614	2 217	9 494	8	3	-	1	-	1	3	-	-	-	
445110	Grocery (except convenience) stores	614	2 217	9 494	8	3	-	1	-	1	3	-	-	-	
446	Health & personal care stores	131	526	2 208	10	4	1	2	3	-	-	-	-	-	
4461	Health & personal care stores	131	526	2 208	10	4	1	2	3	-	-	-	-	-	
44611	Pharmacies & drug stores	104	457	1 942	6	2	-	1	3	-	-	-	-	-	
446110	Pharmacies & drug stores	104	457	1 942	6	2	-	1	3	-	-	-	-	-	
447	Gasoline stations	221	686	3 031	24	6	7	9	2	-	-	-	-	-	
4471	Gasoline stations	221	686	3 031	24	6	7	9	2	-	-	-	-	-	
44711	Gasoline stations with convenience stores	193	567	2 549	21	5	6	9	1	-	-	-	-	-	
447110	Gasoline stations with convenience stores	193	567	2 549	21	5	6	9	1	-	-	-	-	-	
448	Clothing & clothing accessories stores	233	573	2 421	26	10	10	5	-	1	-	-	-	-	
4481	Clothing stores	179	418	1 703	16	5	6	4	-	1	-	-	-	-	

See footnotes at end of table.



**Table 6. Counties—Employees, Payroll, and Establishments by Industry: 2001—Con.**

[Excludes most government employees, railroad employees, and self-employed persons. Size class 1 to 4 includes establishments with payroll, but no employees, during mid-March pay period. (D) denotes figures withheld to avoid disclosing data for individual companies; the data are included in broader industry totals. Detailed industries with 100 or more employees are shown if industry was not a (D). For explanation of terms, abbreviations, and data reliability/comparability, see introductory text]

NAICS code	Industry	Number of employees for week including March 12	Payroll (\$1,000)		Total number of establishments	Number of establishments by employment-size class																					
			First quarter	Annual		1 to 4	5 to 9	10 to 19	20 to 49	50 to 99	100 to 249	250 to 499	500 to 999	1,000 or more													
<b>RICE—Con.</b>																											
<b>44-45 Retail trade—Con.</b>																											
452	General merchandise stores .....	506	1 964	7 354	9	2	1	1	2	—	3	—	—	—													
4521	Department stores .....	438	1 614	6 433	3	—	—	—	—	—	3	—	—	—													
45211	Department stores .....	438	1 614	6 433	3	—	—	—	—	—	3	—	—	—													
452110	Department stores .....	438	1 614	6 433	3	—	—	—	—	—	3	—	—	—													
453	Miscellaneous store retailers .....	111	215	853	26	15	9	2	—	—	—	—	—	—													
454	Nonstore retailers .....	274	1 279	4 884	14	8	2	1	1	1	1	—	—	—													
4542	Vending machine operators .....	(C)	(D)	(D)	3	2	—	—	—	—	1	—	—	—													
45421	Vending machine operators .....	(C)	(D)	(D)	3	2	—	—	—	—	1	—	—	—													
<b>48-49</b>	<b>Transportation &amp; warehousing .....</b>	<b>363</b>	<b>2 018</b>	<b>8 941</b>	<b>48</b>	<b>36</b>	<b>7</b>	<b>1</b>	<b>—</b>	<b>4</b>	<b>—</b>	<b>—</b>	<b>—</b>	<b>—</b>													
484	Truck transportation .....	160	1 146	5 110	34	29	3	1	—	1	—	—	—	—													
4841	General freight trucking .....	133	1 023	4 260	19	15	2	1	—	1	—	—	—	—													
48412	General freight trucking, long-distance .....	111	870	3 461	11	8	2	—	—	1	—	—	—	—													
485	Transit & ground passenger transportation .....	(C)	(D)	(D)	8	3	2	—	—	3	—	—	—	—													
4854	School & employee bus transportation .....	(C)	(D)	(D)	2	—	—	—	—	2	—	—	—	—													
48541	School & employee bus transportation .....	(C)	(D)	(D)	2	—	—	—	—	2	—	—	—	—													
<b>51</b>	<b>Information .....</b>	<b>413</b>	<b>3 484</b>	<b>12 937</b>	<b>34</b>	<b>17</b>	<b>7</b>	<b>4</b>	<b>3</b>	<b>3</b>	<b>—</b>	<b>—</b>	<b>—</b>	<b>—</b>													
511	Publishing industries .....	194	2 067	6 819	8	2	2	1	1	2	—	—	—	—													
5111	Newspaper, periodical, book, database publishers .....	(C)	(D)	(D)	5	1	2	—	1	1	—	—	—	—													
51111	Newspaper publishers .....	(C)	(D)	(D)	3	—	1	—	1	1	—	—	—	—													
514	Information & data processing services .....	(C)	(D)	(D)	7	4	—	1	1	1	—	—	—	—													
<b>52</b>	<b>Finance &amp; insurance .....</b>	<b>534</b>	<b>4 729</b>	<b>20 007</b>	<b>66</b>	<b>40</b>	<b>11</b>	<b>6</b>	<b>7</b>	<b>2</b>	<b>—</b>	<b>—</b>	<b>—</b>	<b>—</b>													
522	Credit intermediation & related activities .....	423	3 565	15 143	27	8	6	4	7	2	—	—	—	—													
5221	Depository credit intermediation .....	355	2 681	11 220	19	4	4	4	5	2	—	—	—	—													
52211	Commercial banking .....	296	2 312	9 684	15	2	3	4	4	2	—	—	—	—													
522110	Commercial banking .....	296	2 312	9 684	15	2	3	4	4	2	—	—	—	—													
<b>53</b>	<b>Real estate &amp; rental &amp; leasing .....</b>	<b>139</b>	<b>411</b>	<b>2 592</b>	<b>46</b>	<b>38</b>	<b>4</b>	<b>3</b>	<b>1</b>	<b>—</b>	<b>—</b>	<b>—</b>	<b>—</b>	<b>—</b>													
<b>54</b>	<b>Professional, scientific &amp; technical services .....</b>	<b>457</b>	<b>3 331</b>	<b>15 462</b>	<b>117</b>	<b>95</b>	<b>11</b>	<b>8</b>	<b>2</b>	<b>1</b>	<b>—</b>	<b>—</b>	<b>—</b>	<b>—</b>													
541	Professional, scientific & technical services .....	457	3 331	15 462	117	95	11	8	2	1	—	—	—	—													
<b>55</b>	<b>Management of companies &amp; enterprises .....</b>	<b>(B)</b>	<b>(D)</b>	<b>(D)</b>	<b>3</b>	<b>1</b>	<b>—</b>	<b>—</b>	<b>2</b>	<b>—</b>	<b>—</b>	<b>—</b>	<b>—</b>	<b>—</b>													
<b>56</b>	<b>Admin, support, waste mgt, remediation services .....</b>	<b>372</b>	<b>1 729</b>	<b>8 641</b>	<b>57</b>	<b>33</b>	<b>16</b>	<b>4</b>	<b>2</b>	<b>2</b>	<b>—</b>	<b>—</b>	<b>—</b>	<b>—</b>													
561	Administrative & support services .....	320	1 452	7 341	48	30	12	2	2	2	—	—	—	—													
5617	Services to buildings & dwellings .....	167	608	3 677	27	16	8	1	1	1	—	—	—	—													
56172	Janitorial services .....	123	339	1 555	10	3	5	—	1	1	—	—	—	—													
561720	Janitorial services .....	123	339	1 555	10	3	5	—	1	1	—	—	—	—													
<b>61</b>	<b>Educational services .....</b>	<b>4 443</b>	<b>17 647</b>	<b>71 870</b>	<b>24</b>	<b>9</b>	<b>4</b>	<b>4</b>	<b>4</b>	<b>—</b>	<b>1</b>	<b>—</b>	<b>—</b>	<b>—</b>			<b>2</b>										
611	Educational services .....	4 443	17 647	71 870	24	9	4	4	4	—	1	—	—	—			2										
6111	Elementary & secondary schools .....	(E)	(D)	(D)	12	2	2	3	4	—	1	—	—	—			—										
61111	Elementary & secondary schools .....	(E)	(D)	(D)	12	2	2	3	4	—	1	—	—	—			—										
6113	Colleges, universities & professional schools .....	(H)	(D)	(D)	2	—	—	—	—	—	—	—	—	—			2										
61131	Colleges, universities & professional schools .....	(H)	(D)	(D)	2	—	—	—	—	—	—	—	—	—			2										
<b>62</b>	<b>Health care and social assistance .....</b>	<b>3 267</b>	<b>21 053</b>	<b>85 171</b>	<b>122</b>	<b>49</b>	<b>28</b>	<b>18</b>	<b>12</b>	<b>4</b>	<b>8</b>	<b>3</b>	<b>—</b>	<b>—</b>			<b>—</b>										
621	Ambulatory health care services .....	692	6 787	29 836	52	26	13	6	4	1	2	—	—	—			—										
6211	Offices of physicians .....	372	4 569	19 288	12	5	3	1	—	1	2	—	—	—			—										
62111	Offices of physicians .....	372	4 569	19 288	12	5	3	1	—	1	2	—	—	—			—										
621111	Offices of physicians (exc mental health) .....	372	4 569	19 288	12	5	3	1	—	1	2	—	—	—			—										
6212	Offices of dentists .....	156	1 342	6 738	17	7	5	3	2	—	—	—	—	—			—										
62121	Offices of dentists .....	156	1 342	6 738	17	7	5	3	2	—	—	—	—	—			—										
621210	Offices of dentists .....	156	1 342	6 738	17	7	5	3	2	—	—	—	—	—			—										
6213	Offices of other health practitioners .....	109	596	2 591	17	12	3	1	1	—	—	—	—	—			—										
622	Hospitals .....	(F)	(D)	(D)	4	1	—	—	—	—	—	—	—	3			—										
6221	General medical & surgical hospitals .....	891	7 435	30 436	3	—	—	—	—	—	—	—	—	3			—										
62211	General medical & surgical hospitals .....	891	7 435	30 436	3	—	—	—	—	—	—	—	—	3			—										
622110	General medical & surgical hospitals .....	891	7 435	30 436	3	—	—	—	—	—	—	—	—	3			—										
623	Nursing & residential care facilities .....	1 331	5 144	20 048	36	7	9	8	5	1	6	—	—	—			—										
6231	Nursing care facilities .....	676	2 370	8 505	5	—	—	—	—	1	4	—	—	—			—										
62311	Nursing care facilities .....	676	2 370	8 505	5	—	—	—	—	1	4	—	—	—			—										
623110	Nursing care facilities .....	676	2 370	8 505	5	—	—	—	—	1	4	—	—	—			—										
6232	Residential mental retardation, health facil .....	396	1 589	6 841	20	3	6	6	4	—	1	—	—	—			—										
62321	Residential mental retardation facilities .....	396	1 589	6 841	20	3	6	6	4	—	1	—	—	—			—										
623210	Residential mental retardation facilities .....	396	1 589	6 841	20	3	6	6	4	—	1	—	—	—			—										
6233	Community care facilities for the elderly .....	(C)	(D)	(D)	9	3	2	2	1	—	1	—	—	—			—										
62331	Community care facilities for the elderly .....	(C)	(D)	(D)	9	3	2	2	1	—	1	—	—	—			—										
624	Social assistance .....	(E)	(D)	(D)	30	15	6	4	3	2	—	—	—	—			—										
6243	Vocational rehabilitation services .....	205	537	2 325	5	—	1	1	1	2	—	—	—	—			—										
62431	Vocational rehabilitation services .....	205	537	2 325	5	—	1	1	1	2	—	—	—	—			—										
624310	Vocational rehabilitation services .....	205	537	2 325	5	—	1	1	1	2	—	—	—	—			—										
<b>71</b>	<b>Arts, entertainment &amp; recreation .....</b>	<b>181</b>	<b>603</b>	<b>3 392</b>	<b>26</b>	<b>14</b>	<b>6</b>	<b>3</b>	<b>3</b>	<b>—</b>	<b>—</b>	<b>—</b>	<b>—</b>	<b>—</b>			<b>—</b>										
713	Amusement, gambling & recreation industries .....	144	480	2 933	18	9	5	1	3	—	—	—	—	—			—										
7139	Other amusement & recreation industries .....	(C)	(D)	(D)	17	8	5	1	3	—	—	—	—	—			—										

See footnotes at end of table.

**Table 6. Counties—Employees, Payroll, and Establishments by Industry: 2001—Con.**

[Excludes most government employees, railroad employees, and self-employed persons. Size class 1 to 4 includes establishments with payroll, but no employees, during mid-March pay period. (D) denotes figures withheld to avoid disclosing data for individual companies; the data are included in broader industry totals. Detailed industries with 100 or more employees are shown if industry was not a (D). For explanation of terms, abbreviations, and data reliability/comparability, see introductory text]

NAICS code	Industry	Number of employees for week including March 12	Payroll (\$1,000)		Total number of establishments	Number of establishments by employment-size class								
			First quarter	Annual		1 to 4	5 to 9	10 to 19	20 to 49	50 to 99	100 to 249	250 to 499	500 to 999	1,000 or more
<b>RICE—Con.</b>														
<b>72</b>	<b>Accommodation &amp; food services</b>	<b>2 169</b>	<b>4 784</b>	<b>20 786</b>	<b>111</b>	<b>29</b>	<b>16</b>	<b>24</b>	<b>30</b>	<b>11</b>	<b>1</b>			
721	Accommodation	179	322	1 399	19	8	3	4	4	—	—	—	—	—
7211	Traveler accommodation	130	237	982	12	5	—	4	3	—	—	—	—	—
72111	Hotels (exc casino hotels) & motels	130	237	982	12	5	—	4	3	—	—	—	—	—
721110	Hotels (exc casino hotels) & motels	130	237	982	12	5	—	4	3	—	—	—	—	—
722	Food services & drinking places	1 990	4 462	19 387	92	21	13	20	26	11	1	—	—	—
7221	Full-service restaurants	896	1 754	7 651	34	5	3	6	15	5	—	—	—	—
72211	Full-service restaurants	896	1 754	7 651	34	5	3	6	15	5	—	—	—	—
722110	Full-service restaurants	896	1 754	7 651	34	5	3	6	15	5	—	—	—	—
7222	Limited-service eating places	616	1 099	5 083	31	9	2	6	10	4	—	—	—	—
72221	Limited-service eating places	616	1 099	5 083	31	9	2	6	10	4	—	—	—	—
722211	Limited-service restaurants	548	960	4 474	23	5	1	5	8	4	—	—	—	—
7223	Special food services	340	1 337	5 379	12	4	2	3	—	2	1	—	—	—
72231	Food service contractors	321	1 265	4 910	7	1	1	2	—	2	1	—	—	—
722310	Food service contractors	321	1 265	4 910	7	1	1	2	—	2	1	—	—	—
7224	Drinking places (alcoholic beverages)	138	272	1 274	15	3	6	5	1	—	—	—	—	—
72241	Drinking places (alcoholic beverages)	138	272	1 274	15	3	6	5	1	—	—	—	—	—
722410	Drinking places (alcoholic beverages)	138	272	1 274	15	3	6	5	1	—	—	—	—	—
<b>81</b>	<b>Other services (except public administration)</b>	<b>994</b>	<b>3 385</b>	<b>15 414</b>	<b>167</b>	<b>100</b>	<b>33</b>	<b>24</b>	<b>10</b>					
811	Repair & maintenance	237	1 430	6 415	52	34	12	5	1	—	—	—	—	—
8111	Automotive repair & maintenance	185	1 248	5 491	38	23	10	4	1	—	—	—	—	—
81111	Automotive mechanical & electrical R&M	125	992	4 027	26	18	5	2	1	—	—	—	—	—
811111	General automotive repair	105	903	3 643	21	15	3	2	1	—	—	—	—	—
812	Personal & laundry services	177	579	2 820	40	26	9	5	—	—	—	—	—	—
813	Religious, grantmaking, civic, prof & like organizations	580	1 376	6 179	75	40	12	14	9	—	—	—	—	—
8131	Religious organizations	293	844	3 691	39	19	8	8	4	—	—	—	—	—
81311	Religious organizations	293	844	3 691	39	19	8	8	4	—	—	—	—	—
813110	Religious organizations	293	844	3 691	39	19	8	8	4	—	—	—	—	—
8134	Civic & social organizations	203	378	1 638	16	4	2	6	4	—	—	—	—	—
81341	Civic & social organizations	203	378	1 638	16	4	2	6	4	—	—	—	—	—
813410	Civic & social organizations	203	378	1 638	16	4	2	6	4	—	—	—	—	—
<b>95</b>	<b>Auxiliaries (exc corporate, subsidiary &amp; regional mgt)</b>	<b>(B)</b>	<b>(D)</b>	<b>(D)</b>	<b>1</b>					<b>1</b>				
<b>99</b>	<b>Unclassified establishments</b>	<b>(A)</b>	<b>(D)</b>	<b>(D)</b>	<b>10</b>	<b>10</b>								
<b>ROCK</b>														
	<b>Total</b>	<b>2 994</b>	<b>15 191</b>	<b>62 001</b>	<b>243</b>	<b>128</b>	<b>50</b>	<b>36</b>	<b>19</b>	<b>5</b>	<b>3</b>	<b>2</b>		
<b>11</b>	<b>Forestry, fishing, hunting, and agriculture support</b>	<b>(A)</b>	<b>(D)</b>	<b>(D)</b>	<b>1</b>		<b>1</b>							
<b>22</b>	<b>Utilities</b>	<b>(A)</b>	<b>(D)</b>	<b>(D)</b>	<b>1</b>	<b>1</b>								
<b>23</b>	<b>Construction</b>	<b>81</b>	<b>432</b>	<b>2 150</b>	<b>23</b>	<b>15</b>	<b>6</b>	<b>2</b>						
<b>31-33</b>	<b>Manufacturing</b>	<b>362</b>	<b>2 025</b>	<b>8 247</b>	<b>10</b>	<b>4</b>	<b>1</b>	<b>4</b>				<b>1</b>		
311	Food mfg	(E)	(D)	(D)	4	2	—	1	—	—	—	1	—	—
3116	Animal slaughtering & processing	(E)	(D)	(D)	3	2	—	—	—	—	—	1	—	—
31161	Animal slaughtering & processing	(E)	(D)	(D)	3	2	—	—	—	—	—	1	—	—
<b>42</b>	<b>Wholesale trade</b>	<b>109</b>	<b>743</b>	<b>3 512</b>	<b>18</b>	<b>6</b>	<b>9</b>	<b>3</b>						
<b>44-45</b>	<b>Retail trade</b>	<b>524</b>	<b>1 821</b>	<b>7 985</b>	<b>46</b>	<b>15</b>	<b>12</b>	<b>12</b>	<b>5</b>	<b>2</b>				
445	Food & beverage stores	153	332	1 461	5	—	1	2	—	2	—	—	—	—
4451	Grocery stores	(C)	(D)	(D)	3	—	—	1	—	2	—	—	—	—
44511	Grocery (except convenience) stores	(C)	(D)	(D)	2	—	—	—	—	2	—	—	—	—
<b>48-49</b>	<b>Transportation &amp; warehousing</b>	<b>34</b>	<b>247</b>	<b>1 046</b>	<b>6</b>	<b>5</b>			<b>1</b>					
<b>51</b>	<b>Information</b>	<b>(B)</b>	<b>(D)</b>	<b>(D)</b>	<b>5</b>	<b>3</b>			<b>1</b>	<b>1</b>				
<b>52</b>	<b>Finance &amp; insurance</b>	<b>421</b>	<b>4 080</b>	<b>16 095</b>	<b>29</b>	<b>17</b>	<b>6</b>	<b>1</b>	<b>3</b>		<b>2</b>			
522	Credit intermediation & related activities	(C)	(D)	(D)	11	5	2	1	3	—	—	—	—	—
5221	Depository credit intermediation	103	825	3 059	9	3	2	1	3	—	—	—	—	—
52211	Commercial banking	103	825	3 059	9	3	2	1	3	—	—	—	—	—
522110	Commercial banking	103	825	3 059	9	3	2	1	3	—	—	—	—	—
524	Insurance carriers & related activities	312	3 223	12 910	14	8	4	—	—	—	2	—	—	—
5241	Insurance carriers	(E)	(D)	(D)	2	—	—	—	—	—	2	—	—	—
52412	Other direct insurance carriers	(E)	(D)	(D)	2	—	—	—	—	—	2	—	—	—
<b>53</b>	<b>Real estate &amp; rental &amp; leasing</b>	<b>(B)</b>	<b>(D)</b>	<b>(D)</b>	<b>6</b>	<b>4</b>	<b>1</b>	<b>1</b>						
<b>54</b>	<b>Professional, scientific &amp; technical services</b>	<b>63</b>	<b>403</b>	<b>1 738</b>	<b>12</b>	<b>10</b>		<b>1</b>	<b>1</b>					
<b>56</b>	<b>Admin, support, waste mgt, remediation services</b>	<b>50</b>	<b>219</b>	<b>911</b>	<b>8</b>	<b>3</b>	<b>4</b>		<b>1</b>					
<b>61</b>	<b>Educational services</b>	<b>(E)</b>	<b>(D)</b>	<b>(D)</b>	<b>3</b>	<b>1</b>			<b>1</b>			<b>1</b>		
611	Educational services	(E)	(D)	(D)	3	1	—	—	1	—	—	1	—	—
6111	Elementary & secondary schools	(E)	(D)	(D)	3	1	—	—	1	—	—	1	—	—
61111	Elementary & secondary schools	(E)	(D)	(D)	3	1	—	—	1	—	—	1	—	—

See footnotes at end of table.

**Table 6. Counties—Employees, Payroll, and Establishments by Industry: 2001—Con.**

[Excludes most government employees, railroad employees, and self-employed persons. Size class 1 to 4 includes establishments with payroll, but no employees, during mid-March pay period. (D) denotes figures withheld to avoid disclosing data for individual companies; the data are included in broader industry totals. Detailed industries with 100 or more employees are shown if industry was not a (D). For explanation of terms, abbreviations, and data reliability/comparability, see introductory text]

NAICS code	Industry	Number of employees for week including March 12	Payroll (\$1,000)		Total number of establishments	Number of establishments by employment-size class									
			First quarter	Annual		1 to 4	5 to 9	10 to 19	20 to 49	50 to 99	100 to 249	250 to 499	500 to 999	1,000 or more	
<b>ROCK—Con.</b>															
<b>62</b>	<b>Health care and social assistance</b> .....	<b>443</b>	<b>1 988</b>	<b>8 034</b>	<b>15</b>	<b>6</b>	<b>2</b>	<b>3</b>	<b>1</b>	<b>2</b>	<b>1</b>	—	—	—	
622	Hospitals .....	(C)	(D)	(D)	1	—	—	—	—	—	1	—	—	—	
6221	General medical & surgical hospitals .....	(C)	(D)	(D)	1	—	—	—	—	—	1	—	—	—	
62211	General medical & surgical hospitals .....	(C)	(D)	(D)	1	—	—	—	—	—	1	—	—	—	
623	Nursing & residential care facilities .....	222	833	3 684	4	—	—	1	1	2	—	—	—	—	
6231	Nursing care facilities .....	(C)	(D)	(D)	2	—	—	—	—	2	—	—	—	—	
62311	Nursing care facilities .....	(C)	(D)	(D)	2	—	—	—	—	2	—	—	—	—	
<b>71</b>	<b>Arts, entertainment &amp; recreation</b> .....	<b>(A)</b>	<b>(D)</b>	<b>(D)</b>	<b>3</b>	<b>2</b>	<b>1</b>	—	—	—	—	—	—	—	
<b>72</b>	<b>Accommodation &amp; food services</b> .....	<b>283</b>	<b>421</b>	<b>1 820</b>	<b>20</b>	<b>11</b>	<b>1</b>	<b>3</b>	<b>4</b>	<b>1</b>	—	—	—	—	
722	Food services & drinking places .....	(E)	(D)	(D)	18	9	1	3	4	1	—	—	—	—	
7221	Full-service restaurants .....	113	205	835	5	2	—	—	3	—	—	—	—	—	
72211	Full-service restaurants .....	113	205	835	5	2	—	—	3	—	—	—	—	—	
722110	Full-service restaurants .....	113	205	835	5	2	—	—	3	—	—	—	—	—	
7222	Limited-service eating places .....	165	209	946	10	4	1	3	1	1	—	—	—	—	
72221	Limited-service eating places .....	165	209	946	10	4	1	3	1	1	—	—	—	—	
<b>81</b>	<b>Other services (except public administration)</b> .....	<b>192</b>	<b>609</b>	<b>2 434</b>	<b>37</b>	<b>25</b>	<b>6</b>	<b>5</b>	<b>1</b>	—	—	—	—	—	
813	Religious, grantmaking, civic, prof & like organizations .....	103	167	678	20	13	3	4	—	—	—	—	—	—	
<b>ROSEAU</b>															
	<b>Total</b> .....	<b>7 583</b>	<b>51 433</b>	<b>193 840</b>	<b>389</b>	<b>218</b>	<b>81</b>	<b>42</b>	<b>37</b>	<b>7</b>	<b>1</b>	<b>1</b>	—	<b>2</b>	
<b>11</b>	<b>Forestry, fishing, hunting, and agriculture support</b> .....	<b>(A)</b>	<b>(D)</b>	<b>(D)</b>	<b>3</b>	<b>3</b>	—	—	—	—	—	—	—	—	
<b>22</b>	<b>Utilities</b> .....	<b>(B)</b>	<b>(D)</b>	<b>(D)</b>	<b>3</b>	<b>2</b>	—	—	<b>1</b>	—	—	—	—	—	
<b>23</b>	<b>Construction</b> .....	<b>88</b>	<b>316</b>	<b>2 017</b>	<b>32</b>	<b>28</b>	<b>3</b>	—	<b>1</b>	—	—	—	—	—	
<b>31-33</b>	<b>Manufacturing</b> .....	<b>4 244</b>	<b>38 296</b>	<b>137 187</b>	<b>23</b>	<b>10</b>	<b>6</b>	<b>1</b>	<b>4</b>	—	—	—	—	<b>2</b>	
321	Wood product mfg .....	(H)	(D)	(D)	3	1	—	—	1	—	—	—	—	1	
3219	Other wood product mfg .....	(H)	(D)	(D)	2	—	—	—	1	—	—	—	—	1	
32191	Millwork .....	(H)	(D)	(D)	1	—	—	—	—	—	—	—	—	1	
336	Transportation equipment mfg .....	(G)	(D)	(D)	6	2	1	1	1	—	—	—	—	1	
3369	Other transportation equipment mfg .....	(G)	(D)	(D)	3	—	—	1	1	—	—	—	—	1	
33699	Other transportation equipment mfg .....	(G)	(D)	(D)	3	—	—	1	1	—	—	—	—	1	
<b>42</b>	<b>Wholesale trade</b> .....	<b>156</b>	<b>1 239</b>	<b>5 565</b>	<b>14</b>	<b>7</b>	<b>3</b>	<b>2</b>	<b>1</b>	<b>1</b>	—	—	—	—	
421	Wholesale trade, durable goods .....	116	697	4 286	6	3	1	—	1	1	—	—	—	—	
<b>44-45</b>	<b>Retail trade</b> .....	<b>767</b>	<b>2 470</b>	<b>10 668</b>	<b>88</b>	<b>40</b>	<b>23</b>	<b>12</b>	<b>12</b>	<b>1</b>	—	—	—	—	
441	Motor vehicle & parts dealers .....	116	705	3 147	18	11	4	2	1	—	—	—	—	—	
445	Food & beverage stores .....	152	408	1 841	12	6	3	—	2	1	—	—	—	—	
4451	Grocery stores .....	(C)	(D)	(D)	7	3	1	—	2	1	—	—	—	—	
44511	Grocery (except convenience) stores .....	133	361	1 612	6	2	1	—	2	1	—	—	—	—	
445110	Grocery (except convenience) stores .....	133	361	1 612	6	2	1	—	2	1	—	—	—	—	
447	Gasoline stations .....	136	432	1 751	12	3	3	3	3	—	—	—	—	—	
4471	Gasoline stations .....	136	432	1 751	12	3	3	3	3	—	—	—	—	—	
44711	Gasoline stations with convenience stores .....	118	388	1 569	9	3	—	3	3	—	—	—	—	—	
447110	Gasoline stations with convenience stores .....	118	388	1 569	9	3	—	3	3	—	—	—	—	—	
452	General merchandise stores .....	(C)	(D)	(D)	6	2	—	1	3	—	—	—	—	—	
<b>48-49</b>	<b>Transportation &amp; warehousing</b> .....	<b>64</b>	<b>371</b>	<b>1 803</b>	<b>14</b>	<b>12</b>	—	<b>1</b>	<b>1</b>	—	—	—	—	—	
<b>51</b>	<b>Information</b> .....	<b>(B)</b>	<b>(D)</b>	<b>(D)</b>	<b>6</b>	<b>1</b>	<b>1</b>	<b>2</b>	<b>2</b>	—	—	—	—	—	
<b>52</b>	<b>Finance &amp; insurance</b> .....	<b>200</b>	<b>1 133</b>	<b>5 039</b>	<b>18</b>	<b>11</b>	<b>3</b>	—	<b>3</b>	<b>1</b>	—	—	—	—	
522	Credit intermediation & related activities .....	(C)	(D)	(D)	6	1	1	—	3	1	—	—	—	—	
5221	Depository credit intermediation .....	(C)	(D)	(D)	4	—	—	—	3	1	—	—	—	—	
52211	Commercial banking .....	(C)	(D)	(D)	4	—	—	—	3	1	—	—	—	—	
<b>53</b>	<b>Real estate &amp; rental &amp; leasing</b> .....	<b>53</b>	<b>84</b>	<b>347</b>	<b>13</b>	<b>10</b>	<b>2</b>	—	<b>1</b>	—	—	—	—	—	
<b>54</b>	<b>Professional, scientific &amp; technical services</b> .....	<b>83</b>	<b>359</b>	<b>1 288</b>	<b>21</b>	<b>14</b>	<b>6</b>	<b>1</b>	—	—	—	—	—	—	
<b>56</b>	<b>Admin, support, waste mgt, remediation services</b> .....	<b>(C)</b>	<b>(D)</b>	<b>(D)</b>	<b>11</b>	<b>5</b>	<b>2</b>	<b>3</b>	—	<b>1</b>	—	—	—	—	
561	Administrative & support services .....	(C)	(D)	(D)	9	3	2	3	—	1	—	—	—	—	
5613	Employment services .....	(C)	(D)	(D)	2	—	—	1	—	1	—	—	—	—	
56132	Temporary help services .....	(C)	(D)	(D)	2	—	—	1	—	1	—	—	—	—	
<b>61</b>	<b>Educational services</b> .....	<b>(A)</b>	<b>(D)</b>	<b>(D)</b>	<b>1</b>	—	<b>1</b>	—	—	—	—	—	—	—	
<b>62</b>	<b>Health care and social assistance</b> .....	<b>780</b>	<b>3 814</b>	<b>14 767</b>	<b>31</b>	<b>15</b>	<b>5</b>	<b>5</b>	<b>2</b>	<b>3</b>	—	<b>1</b>	—	—	
622	Hospitals .....	(E)	(D)	(D)	1	—	—	—	—	—	—	1	—	—	
6221	General medical & surgical hospitals .....	(E)	(D)	(D)	1	—	—	—	—	—	—	1	—	—	
62211	General medical & surgical hospitals .....	(E)	(D)	(D)	1	—	—	—	—	—	—	1	—	—	
623	Nursing & residential care facilities .....	149	560	2 162	6	2	1	1	—	2	—	—	—	—	
624	Social assistance .....	187	539	2 037	10	4	1	2	2	1	—	—	—	—	
6241	Individual & family services .....	(C)	(D)	(D)	8	4	—	2	1	1	—	—	—	—	
<b>71</b>	<b>Arts, entertainment &amp; recreation</b> .....	<b>(B)</b>	<b>(D)</b>	<b>(D)</b>	<b>9</b>	<b>6</b>	<b>3</b>	—	—	—	—	—	—	—	

See footnotes at end of table.

**Table 6. Counties—Employees, Payroll, and Establishments by Industry: 2001—Con.**

[Excludes most government employees, railroad employees, and self-employed persons. Size class 1 to 4 includes establishments with payroll, but no employees, during mid-March pay period. (D) denotes figures withheld to avoid disclosing data for individual companies; the data are included in broader industry totals. Detailed industries with 100 or more employees are shown if industry was not a (D). For explanation of terms, abbreviations, and data reliability/comparability, see introductory text]

NAICS code	Industry	Number of employees for week including March 12	Payroll (\$1,000)		Total number of establishments	Number of establishments by employment-size class									
			First quarter	Annual		1 to 4	5 to 9	10 to 19	20 to 49	50 to 99	100 to 249	250 to 499	500 to 999	1,000 or more	
<b>ROSEAU—Con.</b>															
<b>72</b>	<b>Accommodation &amp; food services .....</b>	<b>611</b>	<b>1 683</b>	<b>7 465</b>	<b>44</b>	<b>14</b>	<b>8</b>	<b>14</b>	<b>7</b>	<b>—</b>	<b>1</b>	<b>—</b>	<b>—</b>	<b>—</b>	
721	Accommodation .....	232	990	4 169	8	2	2	3	—	—	1	—	—	—	
7211	Traveler accommodation .....	232	990	4 169	8	2	2	3	—	—	1	—	—	—	
72112	Casino hotels .....	(C)	(D)	(D)	1	—	—	—	—	—	1	—	—	—	
722	Food services & drinking places .....	379	693	3 296	36	12	6	11	7	—	—	—	—	—	
7221	Full-service restaurants .....	168	380	1 858	18	6	4	4	4	—	—	—	—	—	
72211	Full-service restaurants .....	168	380	1 858	18	6	4	4	4	—	—	—	—	—	
722110	Full-service restaurants .....	168	380	1 858	18	6	4	4	4	—	—	—	—	—	
7222	Limited-service eating places .....	166	245	1 177	12	3	1	5	3	—	—	—	—	—	
72221	Limited-service eating places .....	166	245	1 177	12	3	1	5	3	—	—	—	—	—	
<b>81</b>	<b>Other services (except public administration) .....</b>	<b>244</b>	<b>553</b>	<b>2 272</b>	<b>53</b>	<b>35</b>	<b>15</b>	<b>1</b>	<b>2</b>	<b>—</b>	<b>—</b>	<b>—</b>	<b>—</b>	<b>—</b>	
813	Religious, grantmaking, civic, prof & like organizations .....	171	309	1 199	30	18	10	—	2	—	—	—	—	—	
8134	Civic & social organizations .....	103	152	577	12	5	5	—	2	—	—	—	—	—	
81341	Civic & social organizations .....	103	152	577	12	5	5	—	2	—	—	—	—	—	
813410	Civic & social organizations .....	103	152	577	12	5	5	—	2	—	—	—	—	—	
<b>99</b>	<b>Unclassified establishments .....</b>	<b>(A)</b>	<b>(D)</b>	<b>(D)</b>	<b>5</b>	<b>5</b>	<b>—</b>	<b>—</b>	<b>—</b>	<b>—</b>	<b>—</b>	<b>—</b>	<b>—</b>	<b>—</b>	
<b>ST. LOUIS</b>															
	<b>Total .....</b>	<b>81 132</b>	<b>531 322</b>	<b>2 190 526</b>	<b>5 586</b>	<b>2 779</b>	<b>1 239</b>	<b>813</b>	<b>492</b>	<b>147</b>	<b>81</b>	<b>22</b>	<b>8</b>	<b>5</b>	
<b>11</b>	<b>Forestry, fishing, hunting, and agriculture support .....</b>	<b>257</b>	<b>1 991</b>	<b>6 686</b>	<b>51</b>	<b>29</b>	<b>15</b>	<b>6</b>	<b>1</b>	<b>—</b>	<b>—</b>	<b>—</b>	<b>—</b>	<b>—</b>	
113	Forestry and logging .....	(C)	(D)	(D)	46	26	13	6	1	—	—	—	—	—	
1133	Logging .....	(C)	(D)	(D)	45	25	13	6	1	—	—	—	—	—	
11331	Logging .....	(C)	(D)	(D)	45	25	13	6	1	—	—	—	—	—	
<b>21</b>	<b>Mining .....</b>	<b>4 670</b>	<b>57 653</b>	<b>208 789</b>	<b>16</b>	<b>4</b>	<b>1</b>	<b>5</b>	<b>—</b>	<b>—</b>	<b>1</b>	<b>1</b>	<b>2</b>	<b>2</b>	
212	Mining (except oil & gas) .....	(H)	(D)	(D)	15	4	1	4	—	—	1	1	2	2	
2122	Metal ore mining .....	4 611	57 329	207 028	8	—	1	1	—	—	1	1	2	2	
21221	Iron ore mining .....	4 611	57 329	207 028	8	—	1	1	—	—	1	1	2	2	
212210	Iron ore mining .....	4 611	57 329	207 028	8	—	1	1	—	—	1	1	2	2	
<b>22</b>	<b>Utilities .....</b>	<b>1 220</b>	<b>23 281</b>	<b>70 779</b>	<b>21</b>	<b>8</b>	<b>3</b>	<b>1</b>	<b>5</b>	<b>—</b>	<b>3</b>	<b>1</b>	<b>—</b>	<b>—</b>	
221	Utilities .....	1 220	23 281	70 779	21	8	3	1	5	—	3	1	—	—	
2211	Elec pwr generation, transmns & distribution ...	(F)	(D)	(D)	14	4	2	—	5	—	2	1	—	—	
22111	Electric power generation .....	(E)	(D)	(D)	10	4	2	—	3	—	1	—	—	—	
22112	Electric pwr transmns, control & distribution ..	(F)	(D)	(D)	4	—	—	—	2	—	1	1	—	—	
2212	Natural gas distribution .....	(C)	(D)	(D)	3	1	1	—	—	—	1	—	—	—	
22121	Natural gas distribution .....	(C)	(D)	(D)	3	1	1	—	—	—	1	—	—	—	
<b>23</b>	<b>Construction .....</b>	<b>3 211</b>	<b>28 283</b>	<b>145 062</b>	<b>513</b>	<b>326</b>	<b>111</b>	<b>43</b>	<b>26</b>	<b>5</b>	<b>2</b>	<b>—</b>	<b>—</b>	<b>—</b>	
233	Building, developing & general contracting .....	703	5 404	26 456	146	99	31	9	6	1	—	—	—	—	
2332	Residential building construction .....	399	2 185	11 564	118	87	24	6	1	—	—	—	—	—	
23321	Single-family housing construction .....	342	1 824	9 571	110	81	23	6	—	—	—	—	—	—	
233210	Single-family housing construction .....	342	1 824	9 571	110	81	23	6	—	—	—	—	—	—	
2333	Nonresidential building construction .....	(E)	(D)	(D)	26	11	6	3	5	1	—	—	—	—	
23332	Commercial & institutional bldg construction ..	296	3 196	14 763	25	10	6	3	5	1	—	—	—	—	
233320	Commercial & institutional bldg construction ..	296	3 196	14 763	25	10	6	3	5	1	—	—	—	—	
234	Heavy construction .....	318	2 400	24 292	38	18	9	6	5	—	—	—	—	—	
2341	Highway, street, bridge & tunnel construction ...	(C)	(D)	(D)	17	7	2	6	2	—	—	—	—	—	
23411	Highway & street construction .....	168	1 137	14 760	16	7	2	5	2	—	—	—	—	—	
234110	Highway & street construction .....	168	1 137	14 760	16	7	2	5	2	—	—	—	—	—	
2349	Other heavy construction .....	(C)	(D)	(D)	21	11	7	—	3	—	—	—	—	—	
235	Special trade contractors .....	2 190	20 479	94 314	329	209	71	28	15	4	2	—	—	—	
2351	Plumbing, heating & AC contractor .....	461	4 217	19 188	56	31	14	6	3	2	—	—	—	—	
23511	Plumbing, heating & AC contractor .....	461	4 217	19 188	56	31	14	6	3	2	—	—	—	—	
235110	Plumbing, heating & AC contractor .....	461	4 217	19 188	56	31	14	6	3	2	—	—	—	—	
2353	Electrical contractors .....	486	5 716	20 510	54	30	11	8	3	1	1	—	—	—	
23531	Electrical contractors .....	486	5 716	20 510	54	30	11	8	3	1	1	—	—	—	
235310	Electrical contractors .....	486	5 716	20 510	54	30	11	8	3	1	1	—	—	—	
2354	Masonry, drywall, insulation, tile contractors ....	239	1 873	9 962	27	16	5	3	2	1	—	—	—	—	
23541	Masonry & stone contractors .....	157	1 374	7 629	18	12	3	1	1	1	—	—	—	—	
235410	Masonry & stone contractors .....	157	1 374	7 629	18	12	3	1	1	1	—	—	—	—	
2355	Carpentry & floor contractors .....	186	1 055	5 356	54	38	14	—	2	—	—	—	—	—	
23551	Carpentry contractors .....	108	458	2 479	42	32	10	—	—	—	—	—	—	—	
235510	Carpentry contractors .....	108	458	2 479	42	32	10	—	—	—	—	—	—	—	
2356	Roofing, siding, & sheet metal contractors .....	404	4 822	25 268	28	16	3	6	2	—	1	—	—	—	
23561	Roofing, siding, & sheet metal contractors ...	404	4 822	25 268	28	16	3	6	2	—	1	—	—	—	
235610	Roofing, siding, & sheet metal contractors ...	404	4 822	25 268	28	16	3	6	2	—	1	—	—	—	
2359	Other special trade contractors .....	273	2 002	9 286	63	46	9	5	3	—	—	—	—	—	

See footnotes at end of table.

**Table 6. Counties—Employees, Payroll, and Establishments by Industry: 2001—Con.**

[Excludes most government employees, railroad employees, and self-employed persons. Size class 1 to 4 includes establishments with payroll, but no employees, during mid-March pay period. (D) denotes figures withheld to avoid disclosing data for individual companies; the data are included in broader industry totals. Detailed industries with 100 or more employees are shown if industry was not a (D). For explanation of terms, abbreviations, and data reliability/comparability, see introductory text]

NAICS code	Industry	Number of employees for week including March 12	Payroll (\$1,000)		Total number of establishments	Number of establishments by employment-size class								
			First quarter	Annual		1 to 4	5 to 9	10 to 19	20 to 49	50 to 99	100 to 249	250 to 499	500 to 999	1,000 or more
<b>ST. LOUIS—Con.</b>														
<b>31-33</b>	<b>Manufacturing</b>	<b>5 545</b>	<b>46 313</b>	<b>177 901</b>	<b>221</b>	<b>83</b>	<b>46</b>	<b>38</b>	<b>32</b>	<b>11</b>	<b>6</b>	<b>4</b>	<b>1</b>	<b>-</b>
311	Food mfg	674	4 474	15 784	18	3	5	4	3	1	1	1	-	-
3114	Fruit & veg preserving & specialty food mfg	(E)	(D)	(D)	2	-	1	-	-	-	-	1	-	-
31141	Frozen food mfg	(E)	(D)	(D)	1	-	-	-	-	-	-	1	-	-
3115	Dairy product mfg	(C)	(D)	(D)	2	-	-	1	-	1	-	-	-	-
31151	Dairy product (exc frozen) mfg	(C)	(D)	(D)	2	-	-	1	-	1	-	-	-	-
3117	Seafood product preparation & packaging	(C)	(D)	(D)	1	-	-	-	-	-	1	-	-	-
31171	Seafood product preparation & packaging	(C)	(D)	(D)	1	-	-	-	-	-	1	-	-	-
3118	Bakeries & tortilla mfg	140	313	1 293	11	2	3	3	3	-	-	-	-	-
31181	Bread & bakery product mfg	(C)	(D)	(D)	10	2	3	2	3	-	-	-	-	-
315	Apparel manufacturing	211	732	3 095	9	5	1	-	2	-	1	-	-	-
3152	Cut & sew apparel mfg	202	694	2 895	6	3	-	-	2	-	1	-	-	-
31522	Men's, boys' cut & sew apparel mfg	(C)	(D)	(D)	2	-	-	-	1	-	1	-	-	-
321	Wood product mfg	565	3 094	12 764	17	4	5	3	2	2	-	1	-	-
3212	Veneer, plywood & engineered wood product mfg	(E)	(D)	(D)	3	1	1	-	-	-	-	1	-	-
32121	Veneer, plywood & engineered wood product mfg	(E)	(D)	(D)	3	1	1	-	-	-	-	1	-	-
3219	Other wood product mfg	225	1 344	5 667	10	3	2	2	1	2	-	-	-	-
32191	Millwork	(C)	(D)	(D)	4	2	-	1	-	1	-	-	-	-
32199	All other wood product mfg	107	676	3 053	5	1	1	1	1	1	-	-	-	-
322	Paper mfg	(F)	(D)	(D)	4	-	-	1	1	-	-	2	-	-
3221	Pulp, paper & paperboard mills	(F)	(D)	(D)	3	-	-	-	1	-	-	2	-	-
32212	Paper mills	(F)	(D)	(D)	3	-	-	-	1	-	-	2	-	-
323	Printing & related support activities	307	2 084	8 053	21	6	9	1	3	2	-	-	-	-
3231	Printing & related support activities	307	2 084	8 053	21	6	9	1	3	2	-	-	-	-
32311	Printing	(E)	(D)	(D)	19	5	9	-	3	2	-	-	-	-
323110	Commercial lithographic printing	212	1 551	5 895	7	1	2	-	2	2	-	-	-	-
325	Chemical mfg	252	2 580	9 913	14	6	2	1	4	1	-	-	-	-
3259	Other chemical product & preparation mfg	120	1 060	4 216	4	1	-	1	1	1	-	-	-	-
327	Nonmetallic mineral product mfg	100	661	5 228	13	6	3	2	2	-	-	-	-	-
331	Primary metal mfg	254	2 958	10 247	9	4	1	1	1	2	-	-	-	-
3315	Foundries	(C)	(D)	(D)	2	-	-	-	-	2	-	-	-	-
33151	Ferrous metal foundries	(C)	(D)	(D)	2	-	-	-	-	2	-	-	-	-
332	Fabricated metal product mfg	722	5 989	26 001	36	13	6	8	6	1	2	-	-	-
3323	Architectural & structural metals mfg	168	1 357	5 744	10	2	1	3	4	-	-	-	-	-
33231	Plate work & fabricated structural prod mfg	102	846	3 520	7	2	1	1	3	-	-	-	-	-
3324	Boiler, tank & shipping container mfg	(C)	(D)	(D)	1	-	-	-	-	-	1	-	-	-
33241	Power boiler & heat exchanger mfg	(C)	(D)	(D)	1	-	-	-	-	-	1	-	-	-
3327	Mach shops, turn prod, screw, nut, bolt mfg	100	744	2 643	12	7	2	1	2	-	-	-	-	-
3329	Other fabricated metal product mfg	(C)	(D)	(D)	4	-	3	-	-	-	1	-	-	-
33299	All other fabricated metal product mfg	(C)	(D)	(D)	3	-	2	-	-	-	1	-	-	-
333	Machinery mfg	481	5 386	19 831	18	7	1	4	4	-	2	-	-	-
3331	Ag, construction & mining machinery mfg	100	1 114	5 793	5	1	1	1	2	-	-	-	-	-
3332	Industrial machinery mfg	(C)	(D)	(D)	2	1	-	-	-	-	1	-	-	-
33329	Other industrial machinery mfg	(C)	(D)	(D)	2	1	-	-	-	-	1	-	-	-
3335	Metalworking machinery mfg	(C)	(D)	(D)	1	-	-	-	-	-	1	-	-	-
33351	Metalworking machinery mfg	(C)	(D)	(D)	1	-	-	-	-	-	1	-	-	-
334	Computer & electronic product mfg	871	4 946	16 527	8	2	-	3	1	1	-	-	1	-
3344	Semiconductor & oth electronic component mfg	825	4 465	14 371	3	-	-	-	1	1	-	-	1	-
33441	Semiconductor & oth electronic component mfg	825	4 465	14 371	3	-	-	-	1	1	-	-	1	-
339	Miscellaneous mfg	155	754	3 831	20	13	4	2	-	1	-	-	-	-
3399	Other miscellaneous mfg	140	611	3 301	14	9	2	2	-	1	-	-	-	-
<b>42</b>	<b>Wholesale trade</b>	<b>2 586</b>	<b>20 990</b>	<b>88 372</b>	<b>268</b>	<b>110</b>	<b>69</b>	<b>57</b>	<b>28</b>	<b>4</b>	<b>-</b>	<b>-</b>	<b>-</b>	<b>-</b>
421	Wholesale trade, durable goods	1 610	13 953	58 678	192	80	57	40	13	2	-	-	-	-
4211	Motor vehicle, motor vehicle pt & supply whsle	239	1 709	7 740	26	9	8	7	2	-	-	-	-	-
42112	Motor vehicle supplies & new parts whsle	107	654	2 808	12	3	5	3	1	-	-	-	-	-
421120	Motor vehicle supplies & new parts whsle	107	654	2 808	12	3	5	3	1	-	-	-	-	-
4214	Professional & commercial equip & supp whsle	125	936	4 101	13	2	6	4	1	-	-	-	-	-
4216	Electrical goods whsle	148	1 222	5 731	15	8	3	2	1	1	-	-	-	-
42161	Elec equip, wiring supp, const material whsle	134	1 118	5 148	9	4	1	2	1	1	-	-	-	-
421610	Elec equip, wiring supp, const material whsle	134	1 118	5 148	9	4	1	2	1	1	-	-	-	-
4217	Hardware, plumb & heating equip & sup whsle	133	1 046	4 240	15	2	9	3	1	-	-	-	-	-
4218	Machinery, equipment & supplies whsle	703	6 993	28 097	83	34	24	19	5	1	-	-	-	-
42181	Const & mining (exc petroleum) equip whsle	325	3 918	14 616	23	6	6	5	5	1	-	-	-	-
421810	Const & mining (exc petroleum) equip whsle	325	3 918	14 616	23	6	6	5	5	1	-	-	-	-
42183	Industrial machinery & equipment whsle	134	926	4 929	22	11	7	4	-	-	-	-	-	-
421830	Industrial machinery & equipment whsle	134	926	4 929	22	11	7	4	-	-	-	-	-	-
42184	Industrial supplies whsle	196	1 867	7 367	26	9	8	9	-	-	-	-	-	-
421840	Industrial supplies whsle	196	1 867	7 367	26	9	8	9	-	-	-	-	-	-
4219	Miscellaneous durable goods whsle	147	1 019	4 109	23	17	2	2	2	-	-	-	-	-

See footnotes at end of table.

**Table 6. Counties—Employees, Payroll, and Establishments by Industry: 2001—Con.**

[Excludes most government employees, railroad employees, and self-employed persons. Size class 1 to 4 includes establishments with payroll, but no employees, during mid-March pay period. (D) denotes figures withheld to avoid disclosing data for individual companies; the data are included in broader industry totals. Detailed industries with 100 or more employees are shown if industry was not a (D). For explanation of terms, abbreviations, and data reliability/comparability, see introductory text]

NAICS code	Industry	Number of employees for week including March 12	Payroll (\$1,000)		Total number of establishments	Number of establishments by employment-size class								
			First quarter	Annual		1 to 4	5 to 9	10 to 19	20 to 49	50 to 99	100 to 249	250 to 499	500 to 999	1,000 or more
<b>ST. LOUIS—Con.</b>														
<b>42 Wholesale trade—Con.</b>														
422	Wholesale trade, nondurable goods .....	976	7 037	29 694	76	30	12	17	15	2	—	—	—	—
4221	Paper & paper product whsle .....	155	977	4 101	13	5	2	4	2	—	—	—	—	—
4224	Grocery & related product whsle .....	281	2 158	8 638	19	9	1	5	3	1	—	—	—	—
42249	Other grocery & related products whsle .....	217	1 874	7 420	9	2	—	4	2	1	—	—	—	—
422490	Other grocery & related products whsle .....	217	1 874	7 420	9	2	—	4	2	1	—	—	—	—
4227	Petroleum & petroleum products whsle .....	206	1 339	5 164	12	5	1	1	4	1	—	—	—	—
42271	Petroleum bulk stations & terminals .....	(C)	(D)	(D)	10	4	1	1	3	1	—	—	—	—
4228	Beer, wine, distilled alcoholic beverage whsle ..	124	943	4 658	9	—	3	5	1	—	—	—	—	—
<b>44-45</b>	<b>Retail trade .....</b>	<b>12 993</b>	<b>55 199</b>	<b>234 716</b>	<b>1 072</b>	<b>465</b>	<b>302</b>	<b>174</b>	<b>85</b>	<b>23</b>	<b>20</b>	<b>3</b>	—	—
441	Motor vehicle & parts dealers .....	1 453	9 615	46 627	114	53	24	15	13	8	1	—	—	—
4411	Automobile dealers .....	829	5 680	27 727	33	12	2	4	8	6	1	—	—	—
44111	New car dealers .....	800	5 571	27 269	24	5	—	4	8	6	1	—	—	—
441110	New car dealers .....	800	5 571	27 269	24	5	—	4	8	6	1	—	—	—
4412	Other motor vehicle dealers .....	195	1 478	8 073	27	18	3	2	3	1	—	—	—	—
44122	Motorcycle & boat & other MV dealers .....	(C)	(D)	(D)	23	16	2	2	3	—	—	—	—	—
4413	Automotive parts, accessories & tire stores .....	429	2 457	10 827	54	23	19	9	2	1	—	—	—	—
44131	Automotive parts, accessories & tire stores .....	303	1 633	7 108	41	20	14	5	1	1	—	—	—	—
441310	Automotive parts, accessories & tire stores .....	303	1 633	7 108	41	20	14	5	1	1	—	—	—	—
44132	Tire dealers .....	126	824	3 719	13	3	5	4	1	—	—	—	—	—
441320	Tire dealers .....	126	824	3 719	13	3	5	4	1	—	—	—	—	—
442	Furniture & home furnishing stores .....	361	1 931	7 937	47	21	14	10	1	1	—	—	—	—
4421	Furniture stores .....	238	1 224	5 064	23	6	9	6	1	1	—	—	—	—
44211	Furniture stores .....	238	1 224	5 064	23	6	9	6	1	1	—	—	—	—
442110	Furniture stores .....	238	1 224	5 064	23	6	9	6	1	1	—	—	—	—
4422	Home furnishings stores .....	123	707	2 873	24	15	5	4	—	—	—	—	—	—
443	Electronics & appliance stores .....	383	1 847	7 787	33	10	13	7	2	—	1	—	—	—
4431	Electronics & appliance stores .....	383	1 847	7 787	33	10	13	7	2	—	1	—	—	—
44311	Appliance, TV & all other electronics stores ..	288	1 278	5 478	23	8	9	4	1	—	1	—	—	—
443112	Radio, television & other electronics stores ..	193	885	3 758	13	5	6	1	—	—	1	—	—	—
444	Bldg material & garden equip & supp dealers .....	1 237	8 069	31 926	95	40	22	22	7	1	3	—	—	—
4441	Building material & supplies dealers .....	1 209	7 961	31 127	83	30	20	22	7	1	3	—	—	—
44411	Home centers .....	555	3 419	12 549	12	2	4	2	1	—	3	—	—	—
444110	Home centers .....	555	3 419	12 549	12	2	4	2	1	—	3	—	—	—
44413	Hardware stores .....	215	1 139	4 563	20	8	4	5	2	1	—	—	—	—
444130	Hardware stores .....	215	1 139	4 563	20	8	4	5	2	1	—	—	—	—
44419	Other building material dealers .....	404	3 220	13 203	42	14	10	14	4	—	—	—	—	—
444190	Other building material dealers .....	404	3 220	13 203	42	14	10	14	4	—	—	—	—	—
445	Food & beverage stores .....	1 973	6 858	29 456	136	61	31	18	18	2	6	—	—	—
4451	Grocery stores .....	1 322	5 074	21 742	54	17	9	10	11	2	5	—	—	—
44511	Grocery (except convenience) stores .....	1 284	4 974	21 316	47	13	7	9	11	2	5	—	—	—
445110	Grocery (except convenience) stores .....	1 284	4 974	21 316	47	13	7	9	11	2	5	—	—	—
4452	Specialty food stores .....	212	708	3 177	25	12	6	3	4	—	—	—	—	—
44529	Other specialty food stores .....	158	545	2 512	16	8	3	2	3	—	—	—	—	—
4453	Beer, wine & liquor stores .....	439	1 076	4 537	57	32	16	5	3	—	1	—	—	—
44531	Beer, wine & liquor stores .....	439	1 076	4 537	57	32	16	5	3	—	1	—	—	—
445310	Beer, wine & liquor stores .....	439	1 076	4 537	57	32	16	5	3	—	1	—	—	—
446	Health & personal care stores .....	805	3 787	15 339	75	31	23	11	7	3	—	—	—	—
4461	Health & personal care stores .....	805	3 787	15 339	75	31	23	11	7	3	—	—	—	—
44611	Pharmacies & drug stores .....	538	2 761	11 245	33	10	10	5	5	3	—	—	—	—
446110	Pharmacies & drug stores .....	538	2 761	11 245	33	10	10	5	5	3	—	—	—	—
44613	Optical goods stores .....	115	468	1 829	24	15	7	1	1	—	—	—	—	—
446130	Optical goods stores .....	115	468	1 829	24	15	7	1	1	—	—	—	—	—
44619	Other health & personal care stores .....	103	487	1 985	13	5	4	3	1	—	—	—	—	—
447	Gasoline stations .....	1 362	3 920	15 678	142	38	54	36	12	2	—	—	—	—
4471	Gasoline stations .....	1 362	3 920	15 678	142	38	54	36	12	2	—	—	—	—
44711	Gasoline stations with convenience stores ..	1 091	3 134	12 866	106	18	45	31	11	1	—	—	—	—
447110	Gasoline stations with convenience stores ..	1 091	3 134	12 866	106	18	45	31	11	1	—	—	—	—
44719	Other gasoline stations .....	271	786	2 812	36	20	9	5	1	1	—	—	—	—
447190	Other gasoline stations .....	271	786	2 812	36	20	9	5	1	1	—	—	—	—
448	Clothing & clothing accessories stores .....	768	2 818	10 430	120	54	42	21	3	—	—	—	—	—
4481	Clothing stores .....	533	1 449	6 038	77	32	27	16	2	—	—	—	—	—
44812	Women's clothing stores .....	186	437	1 869	31	12	15	4	—	—	—	—	—	—
448120	Women's clothing stores .....	186	437	1 869	31	12	15	4	—	—	—	—	—	—
44814	Family clothing stores .....	164	457	1 880	13	3	2	6	2	—	—	—	—	—
448140	Family clothing stores .....	164	457	1 880	13	3	2	6	2	—	—	—	—	—
4483	Jewelry, luggage & leather goods stores .....	142	1 058	3 045	22	10	6	5	1	—	—	—	—	—
44831	Jewelry stores .....	142	1 058	3 045	22	10	6	5	1	—	—	—	—	—
448310	Jewelry stores .....	142	1 058	3 045	22	10	6	5	1	—	—	—	—	—
451	Sporting goods, hobby, book & music stores .....	679	1 799	7 749	87	48	23	8	7	1	—	—	—	—
4511	Sporting goods, hobby, musical instrument stores .....	504	1 440	6 287	68	42	13	6	7	—	—	—	—	—
45111	Sporting goods stores .....	301	896	4 029	40	26	6	4	4	—	—	—	—	—
451110	Sporting goods stores .....	301	896	4 029	40	26	6	4	4	—	—	—	—	—
45112	Hobby, toy & game stores .....	120	278	1 231	15	8	5	—	2	—	—	—	—	—
451120	Hobby, toy & game stores .....	120	278	1 231	15	8	5	—	2	—	—	—	—	—
4512	Book, periodical & music stores .....	175	359	1 462	19	6	10	2	—	1	—	—	—	—
45121	Book stores & news dealers .....	128	229	922	12	3	8	—	—	1	—	—	—	—

See footnotes at end of table.

**Table 6. Counties—Employees, Payroll, and Establishments by Industry: 2001—Con.**

[Excludes most government employees, railroad employees, and self-employed persons. Size class 1 to 4 includes establishments with payroll, but no employees, during mid-March pay period. (D) denotes figures withheld to avoid disclosing data for individual companies; the data are included in broader industry totals. Detailed industries with 100 or more employees are shown if industry was not a (D). For explanation of terms, abbreviations, and data reliability/comparability, see introductory text]

NAICS code	Industry	Number of employees for week including March 12	Payroll (\$1,000)		Total number of establishments	Number of establishments by employment-size class									
			First quarter	Annual		1 to 4	5 to 9	10 to 19	20 to 49	50 to 99	100 to 249	250 to 499	500 to 999	1,000 or more	
<b>ST. LOUIS—Con.</b>															
<b>44-45 Retail trade—Con.</b>															
452	General merchandise stores .....	2 698	9 564	40 605	35	11	3	1	5	3	9	3	—	—	
4521	Department stores .....	2 252	7 787	32 701	14	—	—	—	—	3	8	3	—	—	
45211	Department stores .....	2 252	7 787	32 701	14	—	—	—	—	3	8	3	—	—	
452110	Department stores .....	2 252	7 787	32 701	14	—	—	—	—	3	8	3	—	—	
4529	Other general merchandise stores .....	446	1 777	7 904	21	11	3	1	5	—	1	—	—	—	
45291	Warehouse clubs & superstores .....	(C)	(D)	(D)	1	—	—	—	—	—	1	—	—	—	
45299	All other general merchandise stores .....	(E)	(D)	(D)	20	11	3	1	5	—	—	—	—	—	
453	Miscellaneous store retailers .....	759	2 495	10 790	124	71	31	15	6	1	—	—	—	—	
4531	Florists .....	212	490	2 077	27	11	9	6	—	1	—	—	—	—	
45311	Florists .....	212	490	2 077	27	11	9	6	—	1	—	—	—	—	
453110	Florists .....	212	490	2 077	27	11	9	6	—	1	—	—	—	—	
4532	Office supplies, stationery & gift stores .....	303	808	3 627	51	27	13	8	3	—	—	—	—	—	
45322	Gift, novelty & souvenir stores .....	251	558	2 665	45	25	11	7	2	—	—	—	—	—	
453220	Gift, novelty & souvenir stores .....	251	558	2 665	45	25	11	7	2	—	—	—	—	—	
4533	Used merchandise stores .....	100	244	1 100	19	13	5	—	1	—	—	—	—	—	
45331	Used merchandise stores .....	100	244	1 100	19	13	5	—	1	—	—	—	—	—	
453310	Used merchandise stores .....	100	244	1 100	19	13	5	—	1	—	—	—	—	—	
4539	Other miscellaneous store retailers .....	144	953	3 986	27	20	4	1	2	—	—	—	—	—	
454	Nonstore retailers .....	515	2 496	10 392	64	27	22	10	4	1	—	—	—	—	
4541	Electronic shopping & mail-order houses .....	148	605	2 068	12	3	4	3	2	—	—	—	—	—	
45411	Electronic shopping & mail-order houses .....	148	605	2 068	12	3	4	3	2	—	—	—	—	—	
454110	Electronic shopping & mail-order houses .....	148	605	2 068	12	3	4	3	2	—	—	—	—	—	
4543	Direct selling establishments .....	337	1 774	7 843	42	18	14	7	2	1	—	—	—	—	
45431	Fuel dealers .....	221	1 483	6 237	29	11	10	6	2	—	—	—	—	—	
454311	Heating oil dealers .....	161	1 019	4 405	19	7	6	4	2	—	—	—	—	—	
45439	Other direct selling establishments .....	116	291	1 606	13	7	4	1	—	1	—	—	—	—	
454390	Other direct selling establishments .....	116	291	1 606	13	7	4	1	—	1	—	—	—	—	
<b>48-49 Transportation &amp; warehousing .....</b>															
481	Air transportation .....	(E)	(D)	(D)	4	1	—	2	—	—	—	1	—	—	
4811	Scheduled air transportation .....	(E)	(D)	(D)	4	1	—	2	—	—	—	1	—	—	
48111	Scheduled air transportation .....	(E)	(D)	(D)	4	1	—	2	—	—	—	1	—	—	
483	Water transportation .....	(E)	(D)	(D)	3	2	—	—	—	—	—	1	—	—	
4831	Deep sea, coastal & Great Lakes water trans .....	(E)	(D)	(D)	1	—	—	—	—	—	—	1	—	—	
48311	Deep sea, coastal & Great Lakes water trans .....	(E)	(D)	(D)	1	—	—	—	—	—	—	1	—	—	
484	Truck transportation .....	526	4 902	19 940	86	60	13	10	2	—	1	—	—	—	
4841	General freight trucking .....	350	3 488	14 715	35	21	6	6	1	—	1	—	—	—	
48412	General freight trucking, long-distance .....	314	3 274	13 835	21	10	4	5	1	—	1	—	—	—	
484121	General freight trucking, long-distance, TL .....	251	2 595	11 194	14	9	1	2	1	—	—	—	—	—	
4842	Specialized freight trucking .....	176	1 414	5 225	51	39	7	4	1	—	—	—	—	—	
48422	Specialized freight (exc used) trucking, local .....	109	728	3 325	34	27	4	2	1	—	—	—	—	—	
484220	Specialized freight (exc used) trucking, local .....	109	728	3 325	34	27	4	2	1	—	—	—	—	—	
485	Transit & ground passenger transportation .....	(E)	(D)	(D)	16	5	3	3	4	—	1	—	—	—	
4854	School & employee bus transportation .....	(C)	(D)	(D)	7	2	—	2	2	—	1	—	—	—	
48541	School & employee bus transportation .....	(C)	(D)	(D)	7	2	—	2	2	—	1	—	—	—	
486	Pipeline transportation .....	(C)	(D)	(D)	2	—	—	—	1	—	1	—	—	—	
4861	Pipeline transportation of crude oil .....	(C)	(D)	(D)	1	—	—	—	—	—	1	—	—	—	
48611	Pipeline transportation of crude oil .....	(C)	(D)	(D)	1	—	—	—	—	—	1	—	—	—	
488	Transportation support activities .....	115	983	4 768	29	20	6	3	—	—	—	—	—	—	
492	Couriers & messengers .....	(C)	(D)	(D)	12	7	1	2	1	1	—	—	—	—	
4921	Couriers .....	(C)	(D)	(D)	6	2	1	1	1	1	—	—	—	—	
49211	Couriers .....	(C)	(D)	(D)	6	2	1	1	1	1	—	—	—	—	
<b>51 Information .....</b>															
511	Publishing industries .....	660	5 047	19 775	29	11	8	4	3	2	—	1	—	—	
5111	Newspaper, periodical, book, database publishers .....	(F)	(D)	(D)	26	9	8	4	2	2	—	1	—	—	
51111	Newspaper publishers .....	583	4 302	16 559	17	6	3	3	2	2	—	1	—	—	
511110	Newspaper publishers .....	583	4 302	16 559	17	6	3	3	2	2	—	1	—	—	
512	Motion picture & sound recording industries .....	109	233	1 514	9	3	1	3	2	—	—	—	—	—	
513	Broadcasting & telecommunications .....	1 163	9 637	36 850	63	35	6	8	7	5	1	1	—	—	
5131	Radio & television broadcasting .....	550	3 307	11 946	16	3	2	3	3	4	1	—	—	—	
51311	Radio broadcasting .....	312	1 614	5 348	12	3	2	3	2	1	1	—	—	—	
51312	Television broadcasting .....	238	1 693	6 598	4	—	—	—	1	3	—	—	—	—	
513120	Television broadcasting .....	238	1 693	6 598	4	—	—	—	1	3	—	—	—	—	
5132	Cable networks & program distribution .....	119	1 004	3 674	5	1	1	1	1	1	—	—	—	—	
51322	Cable & other program distribution .....	(C)	(D)	(D)	4	1	1	1	1	1	—	—	—	—	
5133	Telecommunications .....	494	5 326	21 230	42	31	3	4	3	—	—	1	—	—	
51331	Wired telecommunications carriers .....	409	4 504	17 997	28	20	3	2	2	—	—	1	—	—	
513310	Wired telecommunications carriers .....	409	4 504	17 997	28	20	3	2	2	—	—	1	—	—	
514	Information & data processing services .....	280	1 788	8 035	14	7	2	1	2	2	—	—	—	—	
5141	Information services .....	165	1 027	4 458	8	5	—	—	2	1	—	—	—	—	
51419	Other information services .....	(C)	(D)	(D)	7	5	—	—	1	1	—	—	—	—	
5142	Data processing services .....	115	761	3 577	6	2	2	1	—	1	—	—	—	—	
51421	Data processing services .....	115	761	3 577	6	2	2	1	—	1	—	—	—	—	
514210	Data processing services .....	115	761	3 577	6	2	2	1	—	1	—	—	—	—	

See footnotes at end of table.

**Table 6. Counties—Employees, Payroll, and Establishments by Industry: 2001—Con.**

[Excludes most government employees, railroad employees, and self-employed persons. Size class 1 to 4 includes establishments with payroll, but no employees, during mid-March pay period. (D) denotes figures withheld to avoid disclosing data for individual companies; the data are included in broader industry totals. Detailed industries with 100 or more employees are shown if industry was not a (D). For explanation of terms, abbreviations, and data reliability/comparability, see introductory text]

NAICS code	Industry	Number of employees for week including March 12	Payroll (\$1,000)		Total number of establishments	Number of establishments by employment-size class								
			First quarter	Annual		1 to 4	5 to 9	10 to 19	20 to 49	50 to 99	100 to 249	250 to 499	500 to 999	1,000 or more
<b>ST. LOUIS—Con.</b>														
<b>52</b>	<b>Finance &amp; insurance</b> .....	<b>3 026</b>	<b>28 214</b>	<b>106 095</b>	<b>355</b>	<b>228</b>	<b>61</b>	<b>39</b>	<b>23</b>	<b>2</b>	<b>1</b>	—	<b>1</b>	—
522	Credit intermediation & related activities .....	1 370	10 136	42 055	135	57	34	26	15	2	1	—	—	—
5221	Depository credit intermediation .....	1 232	9 168	36 032	101	34	27	22	15	2	1	—	—	—
522110	Commercial banking .....	957	7 632	29 675	65	18	17	14	13	2	1	—	—	—
52213	Commercial banking .....	957	7 632	29 675	65	18	17	14	13	2	1	—	—	—
52213	Credit unions .....	(E)	(D)	(D)	31	12	9	8	2	—	—	—	—	—
523	Security, commodity contracts & like activity .....	(E)	(D)	(D)	52	42	3	3	4	—	—	—	—	—
5231	Secrty & comdty contracts intermed & brokerage ..	(C)	(D)	(D)	25	16	3	2	4	—	—	—	—	—
52312	Securities brokerage .....	176	4 523	13 826	23	16	2	1	4	—	—	—	—	—
523120	Securities brokerage .....	176	4 523	13 826	23	16	2	1	4	—	—	—	—	—
524	Insurance carriers & related activities .....	1 364	11 503	43 412	167	129	24	10	3	—	—	—	<b>1</b>	—
5241	Insurance carriers .....	(F)	(D)	(D)	24	16	4	1	2	—	—	—	<b>1</b>	—
52411	Direct life, health, medical insurance carriers ..	(F)	(D)	(D)	13	8	2	1	1	—	—	—	<b>1</b>	—
5242	Agencies & other insurance related activities ..	(E)	(D)	(D)	143	113	20	9	1	—	—	—	—	—
52421	Insurance agencies & brokerages .....	399	3 886	12 392	124	101	14	8	1	—	—	—	—	—
524210	Insurance agencies & brokerages .....	399	3 886	12 392	124	101	14	8	1	—	—	—	—	—
<b>53</b>	<b>Real estate &amp; rental &amp; leasing</b> .....	<b>857</b>	<b>4 086</b>	<b>17 601</b>	<b>176</b>	<b>121</b>	<b>36</b>	<b>11</b>	<b>6</b>	<b>2</b>	—	—	—	—
531	Real estate .....	558	2 669	11 547	129	98	20	6	3	2	—	—	—	—
5311	Lessors of real estate .....	300	1 439	6 326	62	46	11	3	—	2	—	—	—	—
53112	Lessors of nonres bldg (exc min Warehouses) ..	112	784	3 446	17	10	5	1	—	1	—	—	—	—
531120	Lessors of nonres bldg (exc min Warehouses) ..	112	784	3 446	17	10	5	1	—	1	—	—	—	—
5312	Offices of real estate agents & brokers .....	126	596	2 625	48	41	5	2	—	—	—	—	—	—
53121	Offices of real estate agents & brokers .....	126	596	2 625	48	41	5	2	—	—	—	—	—	—
531210	Offices of real estate agents & brokers .....	126	596	2 625	48	41	5	2	—	—	—	—	—	—
5313	Activities related to real estate .....	132	634	2 596	19	11	4	1	3	—	—	—	—	—
532	Rental & leasing services .....	299	1 417	6 054	47	23	16	5	3	—	—	—	—	—
5322	Consumer goods rental .....	190	586	2 989	31	15	11	4	1	—	—	—	—	—
53223	Video tape & disc rental .....	126	243	948	20	9	7	4	—	—	—	—	—	—
532230	Video tape & disc rental .....	126	243	948	20	9	7	4	—	—	—	—	—	—
<b>54</b>	<b>Professional, scientific &amp; technical services</b> .....	<b>3 427</b>	<b>24 521</b>	<b>105 556</b>	<b>359</b>	<b>212</b>	<b>71</b>	<b>44</b>	<b>21</b>	<b>8</b>	<b>1</b>	<b>2</b>	—	—
541	Professional, scientific & technical services .....	3 427	24 521	105 556	359	212	71	44	21	8	1	2	—	—
5411	Legal services .....	623	5 225	25 119	100	63	19	11	6	1	—	—	—	—
54111	Offices of lawyers .....	554	4 836	23 200	92	60	17	8	6	1	—	—	—	—
541110	Offices of lawyers .....	554	4 836	23 200	92	60	17	8	6	1	—	—	—	—
5412	Accounting, tax prep, bookkeep, payroll services .....	380	2 464	9 616	54	36	12	2	2	1	1	—	—	—
54121	Accounting, tax prep, bookkeep, payroll services .....	380	2 464	9 616	54	36	12	2	2	1	1	—	—	—
541211	Offices of certified public accountants .....	213	1 910	7 845	27	15	7	2	2	1	—	—	—	—
541213	Tax preparation services .....	127	394	1 138	14	11	2	—	—	—	1	—	—	—
5413	Architectural, engineering & related services ..	1 031	10 191	40 493	72	39	14	9	7	2	—	<b>1</b>	—	—
54131	Architectural services .....	201	2 042	6 695	20	11	4	2	2	1	—	—	—	—
541310	Architectural services .....	201	2 042	6 695	20	11	4	2	2	1	—	—	—	—
54133	Engineering services .....	715	7 383	30 018	35	17	7	5	4	1	—	<b>1</b>	—	—
541330	Engineering services .....	715	7 383	30 018	35	17	7	5	4	1	—	<b>1</b>	—	—
5415	Computer systems design & related services ..	537	2 487	12 455	28	16	4	4	3	—	—	<b>1</b>	—	—
54151	Computer systems design & related services ..	537	2 487	12 455	28	16	4	4	3	—	—	<b>1</b>	—	—
541511	Custom computer programming services ..	460	1 759	6 846	10	4	1	1	3	—	—	<b>1</b>	—	—
5416	Management, sci & tech consulting services ..	165	1 170	5 405	23	15	4	2	1	1	—	—	—	—
5418	Advertising & related services .....	315	1 497	5 971	27	11	8	4	2	2	—	—	—	—
54181	Advertising agencies .....	111	679	2 686	16	7	6	2	1	—	—	—	—	—
541810	Advertising agencies .....	111	679	2 686	16	7	6	2	1	—	—	—	—	—
54186	Direct mail advertising .....	(C)	(D)	(D)	4	1	1	—	—	2	—	—	—	—
5419	Oth professional, scientific, technical services ..	327	1 235	5 407	43	24	8	10	—	1	—	—	—	—
54194	Veterinary services .....	118	580	2 855	16	5	6	5	—	—	—	—	—	—
541940	Veterinary services .....	118	580	2 855	16	5	6	5	—	—	—	—	—	—
54199	All oth prof, scientific & technical services ..	111	412	1 497	8	6	1	—	—	1	—	—	—	—
541990	All oth prof, scientific & technical services ..	111	412	1 497	8	6	1	—	—	1	—	—	—	—
<b>55</b>	<b>Management of companies &amp; enterprises</b> ..	<b>1 511</b>	<b>14 358</b>	<b>57 175</b>	<b>31</b>	<b>8</b>	<b>8</b>	<b>5</b>	<b>3</b>	<b>4</b>	—	<b>3</b>	—	—
551	Management of companies & enterprises .....	1 511	14 358	57 175	31	8	8	5	3	4	—	3	—	—
5511	Management of companies & enterprises .....	1 511	14 358	57 175	31	8	8	5	3	4	—	3	—	—
55111	Management of companies & enterprises .....	1 511	14 358	57 175	31	8	8	5	3	4	—	3	—	—
<b>56</b>	<b>Admin, support, waste mgt, remediation services</b> .....	<b>2 869</b>	<b>12 278</b>	<b>55 518</b>	<b>219</b>	<b>119</b>	<b>34</b>	<b>31</b>	<b>24</b>	<b>5</b>	<b>4</b>	<b>2</b>	—	—
561	Administrative & support services .....	2 645	10 359	47 804	196	104	31	29	22	5	3	2	—	—
5611	Office administrative services .....	205	1 409	11 052	17	8	3	3	2	1	—	—	—	—
56111	Office administrative services .....	205	1 409	11 052	17	8	3	3	2	1	—	—	—	—
561110	Office administrative services .....	205	1 409	11 052	17	8	3	3	2	1	—	—	—	—
5613	Employment services .....	421	1 963	7 808	11	—	2	1	5	2	1	—	—	—
56132	Temporary help services .....	(E)	(D)	(D)	10	—	2	—	5	2	1	—	—	—
5614	Business support services .....	826	2 670	9 283	24	14	1	4	1	1	1	2	—	—
56142	Telephone call centers .....	(F)	(D)	(D)	6	3	—	—	—	—	1	2	—	—
5615	Travel arrangement & reservation services .....	112	562	2 031	27	17	7	3	—	—	—	—	—	—
5616	Investigation & security services .....	335	1 267	5 332	17	6	2	3	5	—	1	—	—	—
56161	Investigation, guard & armored car services ..	286	1 004	4 257	13	4	2	2	4	—	1	—	—	—
561612	Security guards & patrol services .....	224	696	2 975	7	2	1	—	3	—	1	—	—	—

See footnotes at end of table.



**Table 6. Counties—Employees, Payroll, and Establishments by Industry: 2001—Con.**

[Excludes most government employees, railroad employees, and self-employed persons. Size class 1 to 4 includes establishments with payroll, but no employees, during mid-March pay period. (D) denotes figures withheld to avoid disclosing data for individual companies; the data are included in broader industry totals. Detailed industries with 100 or more employees are shown if industry was not a (D). For explanation of terms, abbreviations, and data reliability/comparability, see introductory text]

NAICS code	Industry	Number of employees for week including March 12	Payroll (\$1,000)		Total number of establishments	Number of establishments by employment-size class									
			First quarter	Annual		1 to 4	5 to 9	10 to 19	20 to 49	50 to 99	100 to 249	250 to 499	500 to 999	1,000 or more	
<b>ST. LOUIS—Con.</b>															
<b>56</b>	<b>Admin, support, waste mgt, remediation services—Con.</b>														
561	Administrative & support services—Con.														
5617	Services to buildings & dwellings	658	1 909	10 044	80	49	8	13	9	1	—	—	—	—	
56172	Janitorial services	520	1 341	5 319	41	19	4	9	8	1	—	—	—	—	
561720	Janitorial services	520	1 341	5 319	41	19	4	9	8	1	—	—	—	—	
562	Waste management & remediation services	224	1 919	7 714	23	15	3	2	2	—	1	—	—	—	
5621	Waste collection	154	1 256	4 786	12	8	1	1	1	—	1	—	—	—	
56211	Waste collection	154	1 256	4 786	12	8	1	1	1	—	1	—	—	—	
562111	Solid waste collection	154	1 256	4 786	12	8	1	1	1	—	1	—	—	—	
<b>61</b>	<b>Educational services</b>	<b>1 685</b>	<b>6 872</b>	<b>29 198</b>	<b>52</b>	<b>27</b>	<b>6</b>	<b>6</b>	<b>7</b>	<b>4</b>	<b>1</b>	<b>—</b>	<b>1</b>	<b>—</b>	
611	Educational services	1 685	6 872	29 198	52	27	6	6	7	4	1	—	1	—	
6111	Elementary & secondary schools	550	2 386	10 264	15	2	1	2	7	2	1	—	—	—	
61111	Elementary & secondary schools	550	2 386	10 264	15	2	1	2	7	2	1	—	—	—	
611110	Elementary & secondary schools	550	2 386	10 264	15	2	1	2	7	2	1	—	—	—	
6113	Colleges, universities & professional schools	(F)	(D)	(D)	1	—	—	—	—	—	—	—	—	1	
61131	Colleges, universities & professional schools	(F)	(D)	(D)	1	—	—	—	—	—	—	—	—	1	
6116	Other schools & instruction	(C)	(D)	(D)	27	19	2	4	—	2	—	—	—	—	
61169	All other schools & instruction	178	979	4 328	14	9	1	2	—	2	—	—	—	—	
611699	All other miscellaneous schools & instruction	158	929	4 091	9	5	1	1	—	2	—	—	—	—	
<b>62</b>	<b>Health care and social assistance</b>	<b>18 221</b>	<b>130 440</b>	<b>558 862</b>	<b>563</b>	<b>195</b>	<b>126</b>	<b>116</b>	<b>67</b>	<b>25</b>	<b>27</b>	<b>1</b>	<b>3</b>	<b>3</b>	
621	Ambulatory health care services	5 621	52 341	245 562	289	123	69	45	35	9	7	—	—	1	
6211	Offices of physicians	1 175	17 544	81 264	64	23	11	12	15	1	2	—	—	—	
62111	Offices of physicians	1 175	17 544	81 264	64	23	11	12	15	1	2	—	—	—	
6212	Offices of dentists	630	3 618	19 032	93	35	37	18	3	—	—	—	—	—	
62121	Offices of dentists	630	3 618	19 032	93	35	37	18	3	—	—	—	—	—	
621210	Offices of dentists	630	3 618	19 032	93	35	37	18	3	—	—	—	—	—	
6213	Offices of other health practitioners	439	2 359	10 645	68	47	13	3	3	2	—	—	—	—	
62133	Offices of other mental health practitioners	135	402	1 685	7	3	2	—	—	2	—	—	—	—	
621330	Offices of other mental health practitioners	135	402	1 685	7	3	2	—	—	2	—	—	—	—	
62134	Offices of PT, OT, speech therapy & audiology	119	1 158	5 160	10	6	—	1	3	—	—	—	—	—	
621340	Offices of PT, OT, speech therapy & audiology	119	1 158	5 160	10	6	—	1	3	—	—	—	—	—	
6214	Outpatient care centers	1 961	23 216	113 406	33	12	7	5	5	1	2	—	—	1	
62142	Outpatient mental health, substance abuse ctrs	(E)	(D)	(D)	19	9	3	2	3	1	1	—	—	—	
62149	Other outpatient care centers	(G)	(D)	(D)	9	2	1	2	2	—	1	—	—	1	
6216	Home health care services	1 252	4 323	16 295	20	2	—	4	6	5	3	—	—	—	
62161	Home health care services	1 252	4 323	16 295	20	2	—	4	6	5	3	—	—	—	
621610	Home health care services	1 252	4 323	16 295	20	2	—	4	6	5	3	—	—	—	
6219	Other ambulatory health care services	141	934	3 476	7	1	1	2	3	—	—	—	—	—	
622	Hospitals	6 132	52 308	203 992	8	—	—	—	—	—	3	—	3	2	
6221	General medical & surgical hospitals	6 132	52 308	203 992	8	—	—	—	—	—	3	—	3	2	
62211	General medical & surgical hospitals	6 132	52 308	203 992	8	—	—	—	—	—	3	—	3	2	
622110	General medical & surgical hospitals	6 132	52 308	203 992	8	—	—	—	—	—	3	—	3	2	
623	Nursing & residential care facilities	4 304	19 193	80 401	154	27	38	46	22	7	13	1	—	—	
6231	Nursing care facilities	2 017	9 749	41 494	17	1	—	—	4	2	9	1	—	—	
62311	Nursing care facilities	2 017	9 749	41 494	17	1	—	—	4	2	9	1	—	—	
623110	Nursing care facilities	2 017	9 749	41 494	17	1	—	—	4	2	9	1	—	—	
6232	Residential mental retardation, health facil	1 262	5 011	19 603	82	17	23	27	11	2	2	—	—	—	
62321	Residential mental retardation facilities	1 059	4 291	16 604	70	16	21	22	7	2	2	—	—	—	
623210	Residential mental retardation facilities	1 059	4 291	16 604	70	16	21	22	7	2	2	—	—	—	
62322	Residential mental health, subst abuse facil	203	720	2 999	12	1	2	5	4	—	—	—	—	—	
623220	Residential mental health, subst abuse facil	203	720	2 999	12	1	2	5	4	—	—	—	—	—	
6233	Community care facilities for the elderly	422	1 418	6 030	32	4	11	14	2	1	—	—	—	—	
62331	Community care facilities for the elderly	422	1 418	6 030	32	4	11	14	2	1	—	—	—	—	
623312	Homes for the elderly	364	1 204	5 286	27	4	9	11	2	1	—	—	—	—	
6239	Other residential care facilities	603	3 015	13 274	23	5	4	5	5	2	2	—	—	—	
62399	Other residential care facilities	603	3 015	13 274	23	5	4	5	5	2	2	—	—	—	
623990	Other residential care facilities	603	3 015	13 274	23	5	4	5	5	2	2	—	—	—	
624	Social assistance	2 164	6 598	28 907	112	45	19	25	10	9	4	—	—	—	
6241	Individual & family services	867	3 133	13 916	53	22	12	10	4	3	2	—	—	—	
62412	Services for elderly & disabled persons	284	605	3 180	17	8	5	2	—	1	1	—	—	—	
624120	Services for elderly & disabled persons	284	605	3 180	17	8	5	2	—	1	1	—	—	—	
62419	Other individual & family services	534	2 308	9 821	26	8	5	6	4	2	1	—	—	—	
624190	Other individual & family services	534	2 308	9 821	26	8	5	6	4	2	1	—	—	—	
6242	Community, emergency & other relief services	162	498	2 213	7	1	—	4	1	1	—	—	—	—	
6243	Vocational rehabilitation services	803	2 098	8 942	13	2	1	1	3	4	2	—	—	—	
62431	Vocational rehabilitation services	803	2 098	8 942	13	2	1	1	3	4	2	—	—	—	
624310	Vocational rehabilitation services	803	2 098	8 942	13	2	1	1	3	4	2	—	—	—	
6244	Child day care services	332	869	3 836	39	20	6	10	2	1	—	—	—	—	
62441	Child day care services	332	869	3 836	39	20	6	10	2	1	—	—	—	—	
624410	Child day care services	332	869	3 836	39	20	6	10	2	1	—	—	—	—	

See footnotes at end of table.

**Table 6. Counties—Employees, Payroll, and Establishments by Industry: 2001—Con.**

[Excludes most government employees, railroad employees, and self-employed persons. Size class 1 to 4 includes establishments with payroll, but no employees, during mid-March pay period. (D) denotes figures withheld to avoid disclosing data for individual companies; the data are included in broader industry totals. Detailed industries with 100 or more employees are shown if industry was not a (D). For explanation of terms, abbreviations, and data reliability/comparability, see introductory text]

NAICS code	Industry	Number of employees for week including March 12	Payroll (\$1,000)		Total number of establishments	Number of establishments by employment-size class									
			First quarter	Annual		1 to 4	5 to 9	10 to 19	20 to 49	50 to 99	100 to 249	250 to 499	500 to 999	1,000 or more	
<b>71</b>	<b>ST. LOUIS—Con.</b>														
	<b>Arts, entertainment &amp; recreation</b> .....	<b>841</b>	<b>2 060</b>	<b>9 787</b>	<b>98</b>	<b>47</b>	<b>19</b>	<b>19</b>	<b>11</b>	<b>2</b>	—	—	—	—	—
711	Performing arts, spectator sports & related industries .....	131	366	1 571	15	9	2	1	2	1	—	—	—	—	—
713	Amusement, gambling & recreation industries ....	644	1 488	7 250	71	31	14	17	8	1	—	—	—	—	—
7139	Other amusement & recreation industries .....	617	1 447	6 832	67	30	13	15	8	1	—	—	—	—	—
71391	Golf courses & country clubs .....	100	374	2 400	13	9	1	2	—	1	—	—	—	—	—
713910	Golf courses & country clubs .....	100	374	2 400	13	9	1	2	—	1	—	—	—	—	—
71394	Fitness & recreational sports centers .....	217	400	1 566	16	2	3	7	4	—	—	—	—	—	—
713940	Fitness & recreational sports centers .....	217	400	1 566	16	2	3	7	4	—	—	—	—	—	—
71395	Bowling centers .....	172	348	1 357	10	2	2	2	4	—	—	—	—	—	—
713950	Bowling centers .....	172	348	1 357	10	2	2	2	4	—	—	—	—	—	—
71399	All other amusement & recreation industries ..	117	296	1 299	22	11	7	4	—	—	—	—	—	—	—
713990	All other amusement & recreation industries ..	117	296	1 299	22	11	7	4	—	—	—	—	—	—	—
<b>72</b>	<b>Accommodation &amp; food services</b> .....	<b>9 413</b>	<b>22 006</b>	<b>98 052</b>	<b>566</b>	<b>209</b>	<b>109</b>	<b>107</b>	<b>96</b>	<b>34</b>	<b>10</b>	<b>1</b>	—	—	—
721	Accommodation .....	2 241	7 180	32 684	132	76	16	16	15	3	5	1	—	—	—
7211	Traveler accommodation .....	(G)	(D)	(D)	98	52	14	11	12	3	5	1	—	—	—
72111	Hotels (exc casino hotels) & motels .....	1 615	4 297	19 894	79	37	11	11	12	3	5	—	—	—	—
721110	Hotels (exc casino hotels) & motels .....	1 615	4 297	19 894	79	37	11	11	12	3	5	—	—	—	—
72112	Casino hotels .....	(E)	(D)	(D)	1	—	—	—	—	—	—	1	—	—	—
722	Food services & drinking places .....	7 172	14 826	65 368	434	133	93	91	81	31	5	—	—	—	—
7221	Full-service restaurants .....	3 803	8 681	38 520	175	36	37	38	40	20	4	—	—	—	—
72211	Full-service restaurants .....	3 803	8 681	38 520	175	36	37	38	40	20	4	—	—	—	—
722110	Full-service restaurants .....	3 803	8 681	38 520	175	36	37	38	40	20	4	—	—	—	—
7222	Limited-service eating places .....	2 300	4 080	18 163	140	36	26	37	32	9	—	—	—	—	—
72221	Limited-service eating places .....	2 300	4 080	18 163	140	36	26	37	32	9	—	—	—	—	—
722211	Limited-service restaurants .....	2 066	3 708	16 344	115	24	21	35	26	9	—	—	—	—	—
722213	Snack & nonalcoholic beverage bars .....	199	309	1 498	21	10	4	2	5	—	—	—	—	—	—
7223	Special food services .....	287	563	2 385	14	4	1	5	3	—	1	—	—	—	—
72231	Food service contractors .....	202	409	1 721	6	—	1	3	1	—	1	—	—	—	—
722310	Food service contractors .....	202	409	1 721	6	—	1	3	1	—	1	—	—	—	—
7224	Drinking places (alcoholic beverages) .....	782	1 502	6 300	105	57	29	11	6	2	—	—	—	—	—
72241	Drinking places (alcoholic beverages) .....	782	1 502	6 300	105	57	29	11	6	2	—	—	—	—	—
722410	Drinking places (alcoholic beverages) .....	782	1 502	6 300	105	57	29	11	6	2	—	—	—	—	—
<b>81</b>	<b>Other services (except public administration)</b> .....	<b>4 305</b>	<b>16 492</b>	<b>68 169</b>	<b>683</b>	<b>389</b>	<b>181</b>	<b>74</b>	<b>30</b>	<b>8</b>	<b>1</b>	—	—	—	—
811	Repair & maintenance .....	935	5 696	24 081	185	117	45	17	5	1	—	—	—	—	—
8111	Automotive repair & maintenance .....	657	3 538	15 443	140	82	42	15	—	1	—	—	—	—	—
81111	Automotive mechanical & electrical R&M .....	272	1 512	6 291	72	49	18	5	—	—	—	—	—	—	—
811111	General automotive repair .....	210	1 156	4 751	55	38	13	4	—	—	—	—	—	—	—
81112	Automotive body, paint, interior & glass repair .....	244	1 602	7 542	51	25	19	7	—	—	—	—	—	—	—
811121	Automotive body, paint & interior R&M .....	204	1 219	4 938	42	20	16	6	—	—	—	—	—	—	—
81119	Other automotive R&M .....	141	424	1 610	17	8	5	3	—	1	—	—	—	—	—
8113	Commercial equipment (exc auto & elec) R&M .....	164	1 468	5 490	18	12	1	1	4	—	—	—	—	—	—
81131	Commercial equipment (exc auto & elec) R&M .....	164	1 468	5 490	18	12	1	1	4	—	—	—	—	—	—
811310	Commercial equipment (exc auto & elec) R&M .....	164	1 468	5 490	18	12	1	1	4	—	—	—	—	—	—
812	Personal & laundry services .....	982	3 717	15 322	146	87	32	16	8	3	—	—	—	—	—
8121	Personal care services .....	510	1 439	6 139	74	40	18	10	5	1	—	—	—	—	—
81211	Hair, nail & skin care services .....	458	1 341	5 707	68	38	16	9	4	1	—	—	—	—	—
8122	Death care services .....	173	891	3 495	30	15	10	4	1	—	—	—	—	—	—
81221	Funeral homes .....	124	708	2 685	18	6	8	4	—	—	—	—	—	—	—
812210	Funeral homes .....	124	708	2 685	18	6	8	4	—	—	—	—	—	—	—
8123	Drycleaning & laundry services .....	184	1 023	4 191	15	11	1	—	1	2	—	—	—	—	—
81233	Linen & uniform supply .....	(C)	(D)	(D)	2	—	—	—	—	2	—	—	—	—	—
8129	Other personal services .....	115	364	1 497	27	21	3	2	1	—	—	—	—	—	—
813	Religious, grantmaking, civic, prof & like organizations .....	2 388	7 079	28 766	352	185	104	41	17	4	1	—	—	—	—
8131	Religious organizations .....	1 033	2 712	10 745	157	76	55	16	9	1	—	—	—	—	—
81311	Religious organizations .....	1 033	2 712	10 745	157	76	55	16	9	1	—	—	—	—	—
813110	Religious organizations .....	1 033	2 712	10 745	157	76	55	16	9	1	—	—	—	—	—
8133	Social advocacy organizations .....	109	510	2 187	20	12	4	4	—	—	—	—	—	—	—
81331	Social advocacy organizations .....	109	510	2 187	20	12	4	4	—	—	—	—	—	—	—
8134	Civic & social organizations .....	644	1 342	5 312	66	31	18	11	3	2	1	—	—	—	—
81341	Civic & social organizations .....	644	1 342	5 312	66	31	18	11	3	2	1	—	—	—	—
813410	Civic & social organizations .....	644	1 342	5 312	66	31	18	11	3	2	1	—	—	—	—
8139	Business, labor, political, like organizations .....	526	1 977	8 126	94	55	26	7	5	1	—	—	—	—	—
81393	Labor unions & similar labor organizations ..	368	1 139	4 615	53	26	17	6	3	1	—	—	—	—	—
813930	Labor unions & similar labor organizations ..	368	1 139	4 615	53	26	17	6	3	1	—	—	—	—	—
<b>95</b>	<b>Auxiliaries (exc corporate, subsidiary &amp; regional mgt)</b> .....	<b>105</b>	<b>725</b>	<b>2 691</b>	<b>9</b>	<b>4</b>	<b>1</b>	<b>1</b>	<b>3</b>	—	—	—	—	—	—
<b>99</b>	<b>Unclassified establishments</b> .....	<b>57</b>	<b>113</b>	<b>507</b>	<b>40</b>	<b>39</b>	—	—	<b>1</b>	—	—	—	—	—	—

See footnotes at end of table.

**Table 6. Counties—Employees, Payroll, and Establishments by Industry: 2001—Con.**

[Excludes most government employees, railroad employees, and self-employed persons. Size class 1 to 4 includes establishments with payroll, but no employees, during mid-March pay period. (D) denotes figures withheld to avoid disclosing data for individual companies; the data are included in broader industry totals. Detailed industries with 100 or more employees are shown if industry was not a (D). For explanation of terms, abbreviations, and data reliability/comparability, see introductory text]

NAICS code	Industry	Number of employees for week including March 12	Payroll (\$1,000)		Total number of establishments	Number of establishments by employment-size class								
			First quarter	Annual		1 to 4	5 to 9	10 to 19	20 to 49	50 to 99	100 to 249	250 to 499	500 to 999	1,000 or more
<b>SCOTT</b>														
	<b>Total</b> .....	<b>31 225</b>	<b>230 990</b>	<b>1 023 420</b>	<b>2 363</b>	<b>1 412</b>	<b>404</b>	<b>276</b>	<b>180</b>	<b>44</b>	<b>31</b>	<b>14</b>	<b>—</b>	<b>2</b>
11	Forestry, fishing, hunting, and agriculture support .....	(B)	(D)	(D)	7	4	2	1	—	—	—	—	—	—
21	Mining .....	(B)	(D)	(D)	7	4	1	2	—	—	—	—	—	—
22	Utilities .....	92	1 092	4 574	4	2	1	—	—	1	—	—	—	—
23	Construction .....	3 768	36 799	191 511	436	283	73	47	21	8	1	3	—	—
233	Building, developing & general contracting .....	473	4 429	23 543	108	84	14	5	4	1	—	—	—	—
2332	Residential building construction .....	328	3 041	16 532	94	77	11	3	2	1	—	—	—	—
23321	Single-family housing construction .....	325	3 019	16 397	91	74	11	3	2	1	—	—	—	—
233210	Single-family housing construction .....	325	3 019	16 397	91	74	11	3	2	1	—	—	—	—
2333	Nonresidential building construction .....	140	1 336	6 528	10	3	3	2	2	—	—	—	—	—
23332	Commercial & institutional bldg construction ..	140	1 336	6 528	10	3	3	2	2	—	—	—	—	—
233320	Commercial & institutional bldg construction ..	140	1 336	6 528	10	3	3	2	2	—	—	—	—	—
234	Heavy construction .....	197	1 606	23 758	19	11	2	3	2	1	—	—	—	—
2349	Other heavy construction .....	111	1 123	12 218	11	6	1	2	2	—	—	—	—	—
235	Special trade contractors .....	3 098	30 764	144 210	309	188	57	39	15	6	1	3	—	—
2351	Plumbing, heating & AC contractor .....	476	5 039	22 122	42	23	8	6	2	3	—	—	—	—
23511	Plumbing, heating & AC contractor .....	476	5 039	22 122	42	23	8	6	2	3	—	—	—	—
235110	Plumbing, heating & AC contractor .....	476	5 039	22 122	42	23	8	6	2	3	—	—	—	—
2352	Painting & wall covering contractors .....	128	750	3 738	26	17	4	5	—	—	—	—	—	—
23521	Painting & wall covering contractors .....	128	750	3 738	26	17	4	5	—	—	—	—	—	—
235210	Painting & wall covering contractors .....	128	750	3 738	26	17	4	5	—	—	—	—	—	—
2353	Electrical contractors .....	295	2 960	12 882	26	17	1	5	2	—	1	—	—	—
23531	Electrical contractors .....	295	2 960	12 882	26	17	1	5	2	—	1	—	—	—
235310	Electrical contractors .....	295	2 960	12 882	26	17	1	5	2	—	1	—	—	—
2354	Masonry, drywall, insulation, tile contractors ..	406	3 385	17 163	45	23	8	10	2	2	—	—	—	—
23541	Masonry & stone contractors .....	153	1 214	5 804	22	12	3	6	1	—	—	—	—	—
235410	Masonry & stone contractors .....	153	1 214	5 804	22	12	3	6	1	—	—	—	—	—
23542	Drywall, acoustical & insulation contractors ..	232	2 067	10 925	19	9	4	3	1	2	—	—	—	—
235420	Drywall, acoustical & insulation contractors ..	232	2 067	10 925	19	9	4	3	1	2	—	—	—	—
2355	Carpentry & floor contractors .....	457	3 707	17 601	49	31	11	4	2	—	—	1	—	—
23551	Carpentry contractors .....	400	3 304	15 682	31	18	8	2	2	—	—	1	—	—
235510	Carpentry contractors .....	400	3 304	15 682	31	18	8	2	2	—	—	1	—	—
2357	Concrete contractors .....	200	1 540	15 237	42	27	10	3	2	—	—	—	—	—
23571	Concrete contractors .....	200	1 540	15 237	42	27	10	3	2	—	—	—	—	—
235710	Concrete contractors .....	200	1 540	15 237	42	27	10	3	2	—	—	—	—	—
2359	Other special trade contractors .....	1 056	12 575	51 613	58	36	10	5	4	1	—	2	—	—
23591	Structural steel erection contractors .....	742	9 703	36 044	5	2	—	—	—	1	—	2	—	—
235910	Structural steel erection contractors .....	742	9 703	36 044	5	2	—	—	—	1	—	2	—	—
23593	Excavation contractors .....	126	1 208	6 370	26	18	5	1	2	—	—	—	—	—
235930	Excavation contractors .....	126	1 208	6 370	26	18	5	1	2	—	—	—	—	—
31-33	<b>Manufacturing</b> .....	<b>5 304</b>	<b>52 369</b>	<b>215 353</b>	<b>149</b>	<b>58</b>	<b>37</b>	<b>18</b>	<b>18</b>	<b>5</b>	<b>7</b>	<b>5</b>	<b>—</b>	<b>1</b>
311	Food mfg .....	111	1 248	5 613	7	3	3	—	—	1	—	—	—	—
321	Wood product mfg .....	100	732	3 971	7	2	2	2	—	1	—	—	—	—
322	Paper mfg .....	(C)	(D)	(D)	4	2	—	—	—	1	1	—	—	—
3222	Converted paper product mfg .....	(C)	(D)	(D)	4	2	—	—	—	1	1	—	—	—
32221	Paperboard container mfg .....	(C)	(D)	(D)	3	1	—	—	—	1	1	—	—	—
323	Printing & related support activities .....	558	5 317	23 967	7	3	—	2	—	—	1	1	—	—
3231	Printing & related support activities .....	558	5 317	23 967	7	3	—	2	—	—	1	1	—	—
32311	Printing .....	558	5 317	23 967	7	3	—	2	—	—	1	1	—	—
324	Petroleum & coal products mfg .....	(C)	(D)	(D)	1	—	—	—	—	—	1	—	—	—
3241	Petroleum & coal products mfg .....	(C)	(D)	(D)	1	—	—	—	—	—	1	—	—	—
32412	Asphalt paving, roofing & saturated mat mfg ..	(C)	(D)	(D)	1	—	—	—	—	—	1	—	—	—
325	Chemical mfg .....	(C)	(D)	(D)	5	2	2	—	—	—	1	—	—	—
3255	Paint, coating & adhesive mfg .....	(C)	(D)	(D)	1	—	—	—	—	—	1	—	—	—
32551	Paint & coating mfg .....	(C)	(D)	(D)	1	—	—	—	—	—	1	—	—	—
326	Plastics & rubber products mfg .....	161	1 591	5 943	6	—	2	1	2	1	—	—	—	—
327	Nonmetallic mineral product mfg .....	672	5 410	25 210	13	4	1	3	3	—	1	1	—	—
3272	Glass & glass product mfg .....	(C)	(D)	(D)	1	—	—	—	—	—	1	—	—	—
32721	Glass & glass product mfg .....	(C)	(D)	(D)	1	—	—	—	—	—	1	—	—	—
3273	Cement & concrete product mfg .....	(E)	(D)	(D)	10	3	1	3	2	—	—	1	—	—
32739	Other concrete product mfg .....	312	1 054	5 365	5	2	—	2	—	—	—	1	—	—
327390	Other concrete product mfg .....	312	1 054	5 365	5	2	—	2	—	—	—	1	—	—
332	Fabricated metal product mfg .....	1 721	19 285	73 625	36	17	9	4	3	—	1	1	—	1
3321	Forging & stamping .....	(G)	(D)	(D)	3	—	—	1	1	—	—	—	—	1
33211	Forging & stamping .....	(G)	(D)	(D)	3	—	—	1	1	—	—	—	—	1
3324	Boiler, tank & shipping container mfg .....	(E)	(D)	(D)	2	—	—	—	—	—	1	1	—	—
33242	Metal tank (heavy gauge) mfg .....	(E)	(D)	(D)	1	—	—	—	—	—	—	1	—	—
33243	Light gauge metal container mfg .....	(C)	(D)	(D)	1	—	—	—	—	—	—	1	—	—
3327	Mach shops, turn prod, screw, nut, bolt mfg ....	100	722	2 505	18	11	3	3	1	—	—	—	—	—
333	Machinery mfg .....	796	7 793	29 540	14	4	3	1	3	1	—	2	—	—
3331	Ag, construction & mining machinery mfg .....	(E)	(D)	(D)	1	—	—	—	—	—	—	1	—	—
33311	Agricultural implement mfg .....	(E)	(D)	(D)	1	—	—	—	—	—	—	1	—	—
3332	Industrial machinery mfg .....	(C)	(D)	(D)	2	—	—	—	1	1	—	—	—	—
33329	Other industrial machinery mfg .....	(C)	(D)	(D)	2	—	—	—	1	1	—	—	—	—
3335	Metalworking machinery mfg .....	(E)	(D)	(D)	5	1	3	—	—	—	—	1	—	—
33351	Metalworking machinery mfg .....	(E)	(D)	(D)	5	1	3	—	—	—	—	1	—	—

See footnotes at end of table.

**Table 6. Counties—Employees, Payroll, and Establishments by Industry: 2001—Con.**

[Excludes most government employees, railroad employees, and self-employed persons. Size class 1 to 4 includes establishments with payroll, but no employees, during mid-March pay period. (D) denotes figures withheld to avoid disclosing data for individual companies; the data are included in broader industry totals. Detailed industries with 100 or more employees are shown if industry was not a (D). For explanation of terms, abbreviations, and data reliability/comparability, see introductory text]

NAICS code	Industry	Number of employees for week including March 12	Payroll (\$1,000)		Total number of establishments	Number of establishments by employment-size class								
			First quarter	Annual		1 to 4	5 to 9	10 to 19	20 to 49	50 to 99	100 to 249	250 to 499	500 to 999	1,000 or more
<b>SCOTT—Con.</b>														
<b>31-33 Manufacturing—Con.</b>														
334	Computer & electronic product mfg . . . . .	103	934	3 691	8	3	2	1	2	—	—	—	—	—
335	Electrical equip, appliance & component mfg . . . . .	(C)	(D)	(D)	2	—	—	—	1	—	1	—	—	—
3353	Electrical equipment mfg . . . . .	(C)	(D)	(D)	1	—	—	—	—	—	1	—	—	—
33531	Electrical equipment mfg . . . . .	(C)	(D)	(D)	1	—	—	—	—	—	1	—	—	—
337	Furniture & related product mfg . . . . .	109	738	3 584	17	5	9	3	—	—	—	—	—	—
3371	HH & institutional furniture & kitchen cabinet mfg . . . . .	(C)	(D)	(D)	16	5	8	3	—	—	—	—	—	—
339	Miscellaneous mfg . . . . .	126	811	3 233	11	7	1	1	2	—	—	—	—	—
<b>42</b>	<b>Wholesale trade . . . . .</b>	<b>1 945</b>	<b>22 955</b>	<b>93 253</b>	<b>169</b>	<b>99</b>	<b>27</b>	<b>18</b>	<b>18</b>	<b>3</b>	<b>4</b>	—	—	—
421	Wholesale trade, durable goods . . . . .	1 233	14 087	57 514	116	74	17	10	10	3	2	—	—	—
4211	Motor vehicle, motor vehicle pt & supply whsle . . . . .	285	2 270	9 866	17	10	2	3	—	1	1	—	—	—
42111	Automobile & other motor vehicle whsle . . . . .	178	1 543	6 438	8	5	—	2	—	—	1	—	—	—
421110	Automobile & other motor vehicle whsle . . . . .	178	1 543	6 438	8	5	—	2	—	—	1	—	—	—
4218	Machinery, equipment & supplies whsle . . . . .	621	8 408	31 953	36	19	5	3	6	2	1	—	—	—
42181	Const & mining (exc petroleum) equip whsle . . . . .	223	3 058	11 974	7	—	1	2	3	1	—	—	—	—
421810	Const & mining (exc petroleum) equip whsle . . . . .	223	3 058	11 974	7	—	1	2	3	1	—	—	—	—
42183	Industrial machinery & equipment whsle . . . . .	366	4 968	18 662	22	13	4	1	2	1	1	—	—	—
421830	Industrial machinery & equipment whsle . . . . .	366	4 968	18 662	22	13	4	1	2	1	1	—	—	—
422	Wholesale trade, nondurable goods . . . . .	712	8 868	35 739	53	25	10	8	8	—	2	—	—	—
4224	Grocery & related product whsle . . . . .	127	728	2 957	12	5	3	3	1	—	—	—	—	—
4226	Chemical & allied products whsle . . . . .	342	6 605	26 164	11	3	2	2	2	—	2	—	—	—
42269	Other chemical & allied products whsle . . . . .	342	6 605	26 164	11	3	2	2	2	—	2	—	—	—
422690	Other chemical & allied products whsle . . . . .	342	6 605	26 164	11	3	2	2	2	—	2	—	—	—
<b>44-45</b>	<b>Retail trade . . . . .</b>	<b>2 885</b>	<b>13 640</b>	<b>61 718</b>	<b>274</b>	<b>125</b>	<b>72</b>	<b>46</b>	<b>24</b>	<b>1</b>	<b>6</b>	—	—	—
441	Motor vehicle & parts dealers . . . . .	406	2 617	12 769	50	25	13	7	4	1	—	—	—	—
4411	Automobile dealers . . . . .	203	1 551	7 630	22	13	5	1	2	1	—	—	—	—
44111	New car dealers . . . . .	156	1 134	6 004	8	4	—	1	2	1	—	—	—	—
441110	New car dealers . . . . .	156	1 134	6 004	8	4	—	1	2	1	—	—	—	—
4413	Automotive parts, accessories & tire stores . . . . .	127	556	2 520	16	6	4	5	1	—	—	—	—	—
444	Bldg material & garden equip & supp dealers . . . . .	371	2 609	12 616	44	18	15	5	6	—	—	—	—	—
4441	Building material & supplies dealers . . . . .	266	1 978	8 403	31	13	10	4	4	—	—	—	—	—
44419	Other building material dealers . . . . .	205	1 761	7 553	22	10	6	2	4	—	—	—	—	—
444190	Other building material dealers . . . . .	205	1 761	7 553	22	10	6	2	4	—	—	—	—	—
4442	Lawn & garden equip & supplies stores . . . . .	105	631	4 213	13	5	5	1	2	—	—	—	—	—
445	Food & beverage stores . . . . .	716	2 770	11 714	41	18	9	7	4	—	3	—	—	—
4451	Grocery stores . . . . .	571	2 341	9 565	16	6	2	1	4	—	3	—	—	—
44511	Grocery (except convenience) stores . . . . .	544	2 213	9 109	13	5	1	—	4	—	3	—	—	—
445110	Grocery (except convenience) stores . . . . .	544	2 213	9 109	13	5	1	—	4	—	3	—	—	—
4453	Beer, wine & liquor stores . . . . .	104	295	1 293	17	8	5	4	—	—	—	—	—	—
44531	Beer, wine & liquor stores . . . . .	104	295	1 293	17	8	5	4	—	—	—	—	—	—
445310	Beer, wine & liquor stores . . . . .	104	295	1 293	17	8	5	4	—	—	—	—	—	—
446	Health & personal care stores . . . . .	138	719	2 957	9	3	1	2	3	—	—	—	—	—
4461	Health & personal care stores . . . . .	138	719	2 957	9	3	1	2	3	—	—	—	—	—
44611	Pharmacies & drug stores . . . . .	111	570	2 333	4	—	—	—	1	3	—	—	—	—
446110	Pharmacies & drug stores . . . . .	111	570	2 333	4	—	—	—	1	3	—	—	—	—
447	Gasoline stations . . . . .	534	1 889	8 474	40	8	11	16	4	—	1	—	—	—
4471	Gasoline stations . . . . .	534	1 889	8 474	40	8	11	16	4	—	1	—	—	—
44711	Gasoline stations with convenience stores . . . . .	383	1 440	6 500	33	6	9	14	4	—	—	—	—	—
447110	Gasoline stations with convenience stores . . . . .	383	1 440	6 500	33	6	9	14	4	—	—	—	—	—
44719	Other gasoline stations . . . . .	151	449	1 974	7	2	2	2	—	—	1	—	—	—
447190	Other gasoline stations . . . . .	151	449	1 974	7	2	2	2	—	—	1	—	—	—
452	General merchandise stores . . . . .	(E)	(D)	(D)	4	1	1	—	—	—	2	—	—	—
4521	Department stores . . . . .	280	1 022	4 949	3	1	—	—	—	—	2	—	—	—
45211	Department stores . . . . .	280	1 022	4 949	3	1	—	—	—	—	2	—	—	—
452110	Department stores . . . . .	280	1 022	4 949	3	1	—	—	—	—	2	—	—	—
453	Miscellaneous store retailers . . . . .	114	446	1 888	28	20	5	2	1	—	—	—	—	—
<b>48-49</b>	<b>Transportation &amp; warehousing . . . . .</b>	<b>650</b>	<b>4 367</b>	<b>19 285</b>	<b>97</b>	<b>66</b>	<b>14</b>	<b>8</b>	<b>7</b>	<b>2</b>	—	—	—	—
484	Truck transportation . . . . .	329	2 882	12 839	67	54	6	3	3	1	—	—	—	—
4841	General freight trucking . . . . .	217	2 131	8 709	31	26	1	—	3	1	—	—	—	—
48412	General freight trucking, long-distance . . . . .	175	1 487	6 420	17	14	—	—	2	1	—	—	—	—
484121	General freight trucking, long-distance, TL . . . . .	175	1 487	6 420	17	14	—	—	2	1	—	—	—	—
4842	Specialized freight trucking . . . . .	112	751	4 130	36	28	5	3	—	—	—	—	—	—
485	Transit & ground passenger transportation . . . . .	(C)	(D)	(D)	15	3	7	2	3	—	—	—	—	—
4854	School & employee bus transportation . . . . .	163	669	2 406	14	3	6	2	3	—	—	—	—	—
48541	School & employee bus transportation . . . . .	163	669	2 406	14	3	6	2	3	—	—	—	—	—
485410	School & employee bus transportation . . . . .	163	669	2 406	14	3	6	2	3	—	—	—	—	—
<b>51</b>	<b>Information . . . . .</b>	<b>228</b>	<b>1 967</b>	<b>8 862</b>	<b>22</b>	<b>15</b>	<b>1</b>	<b>2</b>	<b>3</b>	<b>1</b>	—	—	—	—
513	Broadcasting & telecommunications . . . . .	108	1 227	4 957	8	4	—	2	2	—	—	—	—	—

See footnotes at end of table.

**Table 6. Counties—Employees, Payroll, and Establishments by Industry: 2001—Con.**

[Excludes most government employees, railroad employees, and self-employed persons. Size class 1 to 4 includes establishments with payroll, but no employees, during mid-March pay period. (D) denotes figures withheld to avoid disclosing data for individual companies; the data are included in broader industry totals. Detailed industries with 100 or more employees are shown if industry was not a (D). For explanation of terms, abbreviations, and data reliability/comparability, see introductory text]

NAICS code	Industry	Number of employees for week including March 12	Payroll (\$1,000)		Total number of establishments	Number of establishments by employment-size class								
			First quarter	Annual		1 to 4	5 to 9	10 to 19	20 to 49	50 to 99	100 to 249	250 to 499	500 to 999	1,000 or more
<b>SCOTT—Con.</b>														
<b>52</b>	<b>Finance &amp; insurance</b> .....	<b>542</b>	<b>4 420</b>	<b>19 544</b>	<b>101</b>	<b>71</b>	<b>11</b>	<b>12</b>	<b>7</b>	—	—	—	—	—
522	Credit intermediation & related activities .....	379	3 403	14 509	38	15	7	9	7	—	—	—	—	—
5221	Depository credit intermediation .....	337	2 773	11 425	24	5	4	7	7	—	—	—	—	—
52211	Commercial banking .....	310	2 445	9 913	19	2	3	7	7	—	—	—	—	—
522110	Commercial banking .....	310	2 445	9 913	19	2	3	7	7	—	—	—	—	—
524	Insurance carriers & related activities .....	(C)	(D)	(D)	50	44	3	3	—	—	—	—	—	—
5242	Agencies & other insurance related activities ...	(C)	(D)	(D)	44	39	3	2	—	—	—	—	—	—
52421	Insurance agencies & brokerages .....	118	589	2 570	42	37	3	2	—	—	—	—	—	—
524210	Insurance agencies & brokerages .....	118	589	2 570	42	37	3	2	—	—	—	—	—	—
<b>53</b>	<b>Real estate &amp; rental &amp; leasing</b> .....	<b>324</b>	<b>1 304</b>	<b>6 200</b>	<b>82</b>	<b>65</b>	<b>8</b>	<b>6</b>	<b>2</b>	<b>1</b>	—	—	—	—
531	Real estate .....	125	736	3 823	65	58	6	1	—	—	—	—	—	—
532	Rental & leasing services .....	199	568	2 377	17	7	2	5	2	1	—	—	—	—
5322	Consumer goods rental .....	111	226	1 076	9	2	2	3	2	—	—	—	—	—
<b>54</b>	<b>Professional, scientific &amp; technical services</b> .....	<b>771</b>	<b>6 506</b>	<b>28 007</b>	<b>256</b>	<b>221</b>	<b>23</b>	<b>6</b>	<b>5</b>	—	<b>1</b>	—	—	—
541	Professional, scientific & technical services .....	771	6 506	28 007	256	221	23	6	5	—	1	—	—	—
5412	Accounting, tax prep, bookkeep, payroll services .....	218	746	3 267	25	17	4	3	—	—	1	—	—	—
54121	Accounting, tax prep, bookkeep, payroll services .....	218	746	3 267	25	17	4	3	—	—	1	—	—	—
5415	Computer systems design & related services ...	215	3 207	12 948	88	78	8	—	2	—	—	—	—	—
54151	Computer systems design & related services .	215	3 207	12 948	88	78	8	—	2	—	—	—	—	—
5419	Oth professional, scientific, technical services ..	107	551	2 536	25	19	3	1	2	—	—	—	—	—
<b>55</b>	<b>Management of companies &amp; enterprises</b> .	<b>1 071</b>	<b>11 559</b>	<b>45 350</b>	<b>16</b>	<b>4</b>	<b>4</b>	<b>1</b>	<b>3</b>	<b>1</b>	<b>2</b>	<b>1</b>	—	—
551	Management of companies & enterprises .....	1 071	11 559	45 350	16	4	4	1	3	1	2	1	—	—
5511	Management of companies & enterprises .....	1 071	11 559	45 350	16	4	4	1	3	1	2	1	—	—
55111	Management of companies & enterprises ....	1 071	11 559	45 350	16	4	4	1	3	1	2	1	—	—
551114	Corp, subsidiary & regional managing offices .....	1 026	11 172	43 518	11	3	1	1	2	1	2	1	—	—
<b>56</b>	<b>Admin, support, waste mgt, remediation services</b> .....	<b>1 028</b>	<b>5 855</b>	<b>28 453</b>	<b>164</b>	<b>113</b>	<b>23</b>	<b>19</b>	<b>5</b>	<b>3</b>	<b>1</b>	—	—	—
561	Administrative & support services .....	896	4 871	24 328	154	110	20	16	5	2	1	—	—	—
5613	Employment services .....	255	1 185	3 569	7	3	—	2	—	1	1	—	—	—
56132	Temporary help services .....	(E)	(D)	(D)	6	2	—	2	—	1	1	—	—	—
5617	Services to buildings & dwellings .....	455	1 982	13 570	107	79	15	8	4	1	—	—	—	—
56173	Landscaping services .....	253	1 263	9 850	74	58	7	6	3	—	—	—	—	—
561730	Landscaping services .....	253	1 263	9 850	74	58	7	6	3	—	—	—	—	—
562	Waste management & remediation services .....	132	984	4 125	10	3	3	3	—	1	—	—	—	—
<b>61</b>	<b>Educational services</b> .....	<b>186</b>	<b>821</b>	<b>3 400</b>	<b>17</b>	<b>11</b>	<b>3</b>	<b>1</b>	—	<b>2</b>	—	—	—	—
611	Educational services .....	186	821	3 400	17	11	3	1	—	2	—	—	—	—
6111	Elementary & secondary schools .....	(C)	(D)	(D)	3	—	1	—	—	2	—	—	—	—
61111	Elementary & secondary schools .....	(C)	(D)	(D)	3	—	1	—	—	2	—	—	—	—
<b>62</b>	<b>Health care and social assistance</b> .....	<b>2 610</b>	<b>17 409</b>	<b>77 114</b>	<b>124</b>	<b>53</b>	<b>25</b>	<b>22</b>	<b>13</b>	<b>3</b>	<b>5</b>	<b>3</b>	—	—
621	Ambulatory health care services .....	761	6 040	30 623	77	36	16	15	8	1	1	—	—	—
6211	Offices of physicians .....	191	1 859	9 251	14	5	1	3	5	—	—	—	—	—
62111	Offices of physicians .....	191	1 859	9 251	14	5	1	3	5	—	—	—	—	—
621111	Offices of physicians (exc mental health) ...	191	1 859	9 251	14	5	1	3	5	—	—	—	—	—
6212	Offices of dentists .....	201	1 571	7 511	25	7	8	9	1	—	—	—	—	—
62121	Offices of dentists .....	201	1 571	7 511	25	7	8	9	1	—	—	—	—	—
621210	Offices of dentists .....	201	1 571	7 511	25	7	8	9	1	—	—	—	—	—
6213	Offices of other health practitioners .....	145	1 028	4 022	25	16	5	3	1	—	—	—	—	—
6216	Home health care services .....	(C)	(D)	(D)	4	2	—	—	1	—	1	—	—	—
62161	Home health care services .....	(C)	(D)	(D)	4	2	—	—	1	—	1	—	—	—
622	Hospitals .....	(F)	(D)	(D)	3	—	—	1	—	—	—	2	—	—
6221	General medical & surgical hospitals .....	(F)	(D)	(D)	3	—	—	1	—	—	—	2	—	—
62211	General medical & surgical hospitals .....	(F)	(D)	(D)	3	—	—	1	—	—	—	2	—	—
623	Nursing & residential care facilities .....	816	3 956	16 860	20	5	4	4	2	1	3	1	—	—
6231	Nursing care facilities .....	604	3 163	12 884	5	—	—	1	—	—	3	1	—	—
62311	Nursing care facilities .....	604	3 163	12 884	5	—	—	1	—	—	3	1	—	—
623110	Nursing care facilities .....	604	3 163	12 884	5	—	—	1	—	—	3	1	—	—
624	Social assistance .....	(E)	(D)	(D)	24	12	5	2	3	1	1	—	—	—
6241	Individual & family services .....	(C)	(D)	(D)	3	—	1	1	—	—	1	—	—	—
62419	Other individual & family services .....	(C)	(D)	(D)	2	—	1	—	—	—	1	—	—	—
6244	Child day care services .....	190	609	2 646	19	11	3	1	3	1	—	—	—	—
62441	Child day care services .....	190	609	2 646	19	11	3	1	3	1	—	—	—	—
624410	Child day care services .....	190	609	2 646	19	11	3	1	3	1	—	—	—	—

See footnotes at end of table.

**Table 6. Counties—Employees, Payroll, and Establishments by Industry: 2001—Con.**

[Excludes most government employees, railroad employees, and self-employed persons. Size class 1 to 4 includes establishments with payroll, but no employees, during mid-March pay period. (D) denotes figures withheld to avoid disclosing data for individual companies; the data are included in broader industry totals. Detailed industries with 100 or more employees are shown if industry was not a (D). For explanation of terms, abbreviations, and data reliability/comparability, see introductory text]

NAICS code	Industry	Number of employees for week including March 12	Payroll (\$1,000)		Total number of establishments	Number of establishments by employment-size class								
			First quarter	Annual		1 to 4	5 to 9	10 to 19	20 to 49	50 to 99	100 to 249	250 to 499	500 to 999	1,000 or more
<b>SCOTT—Con.</b>														
<b>71</b>	<b>Arts, entertainment &amp; recreation</b> .....	<b>5 227</b>	<b>32 910</b>	<b>145 065</b>	<b>51</b>	<b>27</b>	<b>10</b>	<b>6</b>	<b>1</b>	<b>3</b>	<b>2</b>	<b>1</b>	<b>-</b>	<b>1</b>
711	Performing arts, spectator sports & related industries .....	(F)	(D)	(D)	19	14	1	1	-	1	1	1	-	-
7111	Performing arts companies .....	(C)	(D)	(D)	2	1	-	-	-	-	1	-	-	-
71111	Theater companies & dinner theaters .....	(C)	(D)	(D)	1	-	-	-	-	-	1	-	-	-
7112	Spectator sports .....	(F)	(D)	(D)	4	3	-	-	-	-	-	1	-	-
71121	Spectator sports .....	(F)	(D)	(D)	4	3	-	-	-	-	-	1	-	-
713	Amusement, gambling & recreation industries .....	(H)	(D)	(D)	29	11	8	5	1	2	1	-	-	1
7132	Gambling industries .....	(H)	(D)	(D)	2	-	-	1	-	-	-	-	-	1
71329	Other gambling industries .....	(H)	(D)	(D)	2	-	-	1	-	-	-	-	-	1
7139	Other amusement & recreation industries .....	(E)	(D)	(D)	24	10	7	4	-	2	1	-	-	-
71394	Fitness & recreational sports centers .....	(E)	(D)	(D)	10	3	4	1	-	1	1	-	-	-
<b>72</b>	<b>Accommodation &amp; food services</b> .....	<b>2 612</b>	<b>6 043</b>	<b>28 535</b>	<b>149</b>	<b>42</b>	<b>21</b>	<b>38</b>	<b>38</b>	<b>9</b>	<b>1</b>	<b>-</b>	<b>-</b>	<b>-</b>
721	Accommodation .....	136	236	1 110	15	8	2	2	3	-	-	-	-	-
7211	Traveler accommodation .....	126	231	1 054	11	5	1	2	3	-	-	-	-	-
72111	Hotels (exc casino hotels) & motels .....	126	231	1 054	11	5	1	2	3	-	-	-	-	-
721110	Hotels (exc casino hotels) & motels .....	126	231	1 054	11	5	1	2	3	-	-	-	-	-
722	Food services & drinking places .....	2 476	5 807	27 425	134	34	19	36	35	9	1	-	-	-
7221	Full-service restaurants .....	1 298	3 105	14 624	51	9	5	15	14	7	1	-	-	-
72211	Full-service restaurants .....	1 298	3 105	14 624	51	9	5	15	14	7	1	-	-	-
722110	Full-service restaurants .....	1 298	3 105	14 624	51	9	5	15	14	7	1	-	-	-
7222	Limited-service eating places .....	888	1 909	8 689	49	9	6	15	18	1	-	-	-	-
72221	Limited-service eating places .....	888	1 909	8 689	49	9	6	15	18	1	-	-	-	-
722211	Limited-service restaurants .....	818	1 721	7 476	39	7	2	11	18	1	-	-	-	-
7224	Drinking places (alcoholic beverages) .....	216	491	2 581	22	9	5	5	2	1	-	-	-	-
72241	Drinking places (alcoholic beverages) .....	216	491	2 581	22	9	5	5	2	1	-	-	-	-
722410	Drinking places (alcoholic beverages) .....	216	491	2 581	22	9	5	5	2	1	-	-	-	-
<b>81</b>	<b>Other services (except public administration)</b> .....	<b>1 497</b>	<b>6 953</b>	<b>29 330</b>	<b>214</b>	<b>127</b>	<b>48</b>	<b>22</b>	<b>15</b>	<b>1</b>	<b>1</b>	<b>-</b>	<b>-</b>	<b>-</b>
811	Repair & maintenance .....	480	3 570	15 401	84	52	20	8	4	-	-	-	-	-
8111	Automotive repair & maintenance .....	377	2 632	11 664	65	36	19	8	2	-	-	-	-	-
81111	Automotive mechanical & electrical R&M .....	191	1 314	5 889	34	20	11	2	1	-	-	-	-	-
811111	General automotive repair .....	125	914	4 003	28	17	9	2	-	-	-	-	-	-
81112	Automotive body, paint, interior & glass repair .....	144	1 166	5 146	22	10	7	4	1	-	-	-	-	-
811121	Automotive body, paint & interior R&M .....	128	1 056	4 630	18	8	5	4	1	-	-	-	-	-
812	Personal & laundry services .....	361	1 277	5 505	57	38	11	5	2	-	1	-	-	-
8121	Personal care services .....	215	665	2 961	28	18	6	3	-	-	1	-	-	-
81211	Hair, nail & skin care services .....	210	656	2 917	25	15	6	3	-	-	1	-	-	-
812112	Beauty salons .....	185	581	2 588	18	9	6	2	-	-	1	-	-	-
813	Religious, grantmaking, civic, prof & like organizations .....	656	2 106	8 424	73	37	17	9	9	1	-	-	-	-
8131	Religious organizations .....	407	1 540	6 329	41	19	11	5	5	1	-	-	-	-
81311	Religious organizations .....	407	1 540	6 329	41	19	11	5	5	1	-	-	-	-
813110	Religious organizations .....	407	1 540	6 329	41	19	11	5	5	1	-	-	-	-
8134	Civic & social organizations .....	176	319	1 361	14	6	1	3	4	-	-	-	-	-
81341	Civic & social organizations .....	176	319	1 361	14	6	1	3	4	-	-	-	-	-
813410	Civic & social organizations .....	176	319	1 361	14	6	1	3	4	-	-	-	-	-
<b>95</b>	<b>Auxiliaries (exc corporate, subsidiary &amp; regional mgt)</b> .....	<b>(E)</b>	<b>(D)</b>	<b>(D)</b>	<b>3</b>	<b>2</b>	<b>-</b>	<b>-</b>	<b>-</b>	<b>-</b>	<b>1</b>	<b>-</b>	<b>-</b>	<b>-</b>
<b>99</b>	<b>Unclassified establishments</b> .....	<b>27</b>	<b>97</b>	<b>743</b>	<b>21</b>	<b>20</b>	<b>-</b>	<b>1</b>	<b>-</b>	<b>-</b>	<b>-</b>	<b>-</b>	<b>-</b>	<b>-</b>
<b>SHERBURNE</b>														
	<b>Total</b> .....	<b>15 700</b>	<b>101 751</b>	<b>429 157</b>	<b>1 386</b>	<b>825</b>	<b>220</b>	<b>185</b>	<b>101</b>	<b>29</b>	<b>20</b>	<b>5</b>	<b>1</b>	<b>-</b>
<b>11</b>	<b>Forestry, fishing, hunting, and agriculture support</b> .....	<b>(A)</b>	<b>(D)</b>	<b>(D)</b>	<b>3</b>	<b>3</b>	<b>-</b>	<b>-</b>	<b>-</b>	<b>-</b>	<b>-</b>	<b>-</b>	<b>-</b>	<b>-</b>
<b>21</b>	<b>Mining</b> .....	<b>77</b>	<b>416</b>	<b>3 629</b>	<b>6</b>	<b>3</b>	<b>1</b>	<b>1</b>	<b>-</b>	<b>1</b>	<b>-</b>	<b>-</b>	<b>-</b>	<b>-</b>
<b>22</b>	<b>Utilities</b> .....	<b>(F)</b>	<b>(D)</b>	<b>(D)</b>	<b>5</b>	<b>2</b>	<b>1</b>	<b>-</b>	<b>-</b>	<b>-</b>	<b>-</b>	<b>2</b>	<b>-</b>	<b>-</b>
221	Utilities .....	(F)	(D)	(D)	5	2	1	-	-	-	-	2	-	-
2211	Elec pwr generation, transmsn & distribution .....	(F)	(D)	(D)	4	1	1	-	-	-	-	2	-	-
22111	Electric power generation .....	(E)	(D)	(D)	2	-	1	-	-	-	-	1	-	-
22112	Electric pwr transmsn, control & distribution .....	(E)	(D)	(D)	2	1	-	-	-	-	-	1	-	-
<b>23</b>	<b>Construction</b> .....	<b>1 265</b>	<b>9 484</b>	<b>50 299</b>	<b>312</b>	<b>231</b>	<b>51</b>	<b>22</b>	<b>7</b>	<b>-</b>	<b>1</b>	<b>-</b>	<b>-</b>	<b>-</b>
233	Building, developing & general contracting .....	258	2 209	9 190	87	66	17	4	-	-	-	-	-	-
2332	Residential building construction .....	201	1 765	7 023	73	57	15	1	-	-	-	-	-	-
23321	Single-family housing construction .....	187	1 694	6 667	68	53	14	1	-	-	-	-	-	-
233210	Single-family housing construction .....	187	1 694	6 667	68	53	14	1	-	-	-	-	-	-
235	Special trade contractors .....	947	6 896	37 542	208	152	32	16	7	-	1	-	-	-
2351	Plumbing, heating & AC contractor .....	172	1 471	6 747	34	23	8	1	2	-	-	-	-	-
23511	Plumbing, heating & AC contractor .....	172	1 471	6 747	34	23	8	1	2	-	-	-	-	-
235110	Plumbing, heating & AC contractor .....	172	1 471	6 747	34	23	8	1	2	-	-	-	-	-
2354	Masonry, drywall, insulation, tile contractors .....	223	1 970	9 530	24	16	4	1	2	-	1	-	-	-
23541	Masonry & stone contractors .....	173	1 447	6 307	12	8	1	1	1	-	1	-	-	-
235410	Masonry & stone contractors .....	173	1 447	6 307	12	8	1	1	1	-	1	-	-	-
2355	Carpentry & floor contractors .....	102	660	3 339	37	29	6	2	-	-	-	-	-	-
2359	Other special trade contractors .....	123	819	5 023	32	24	5	2	1	-	-	-	-	-

See footnotes at end of table.

**Table 6. Counties—Employees, Payroll, and Establishments by Industry: 2001—Con.**

[Excludes most government employees, railroad employees, and self-employed persons. Size class 1 to 4 includes establishments with payroll, but no employees, during mid-March pay period. (D) denotes figures withheld to avoid disclosing data for individual companies; the data are included in broader industry totals. Detailed industries with 100 or more employees are shown if industry was not a (D). For explanation of terms, abbreviations, and data reliability/comparability, see introductory text]

NAICS code	Industry	Number of employees for week including March 12	Payroll (\$1,000)		Total number of establishments	Number of establishments by employment-size class								
			First quarter	Annual		1 to 4	5 to 9	10 to 19	20 to 49	50 to 99	100 to 249	250 to 499	500 to 999	1,000 or more
<b>SHERBURNE—Con.</b>														
<b>31-33</b>	<b>Manufacturing</b>	<b>3 397</b>	<b>29 147</b>	<b>115 891</b>	<b>118</b>	<b>45</b>	<b>21</b>	<b>20</b>	<b>16</b>	<b>8</b>	<b>6</b>	<b>1</b>	<b>1</b>	<b>—</b>
311	Food mfg	(C)	(D)	(D)	3	—	1	—	1	—	1	—	—	—
3116	Animal slaughtering & processing	(C)	(D)	(D)	1	—	—	—	—	—	1	—	—	—
31161	Animal slaughtering & processing	(C)	(D)	(D)	1	—	—	—	—	—	1	—	—	—
312	Beverage & tobacco product mfg	(C)	(D)	(D)	1	—	—	—	—	—	1	—	—	—
3121	Beverage mfg	(C)	(D)	(D)	1	—	—	—	—	—	1	—	—	—
31214	Distilleries	(C)	(D)	(D)	1	—	—	—	—	—	1	—	—	—
322	Paper mfg	(C)	(D)	(D)	3	1	1	—	—	1	—	—	—	—
326	Plastics & rubber products mfg	300	1 813	6 899	7	2	1	1	1	1	1	—	—	—
3261	Plastics product mfg	300	1 813	6 899	7	2	1	1	1	1	1	—	—	—
32619	Other plastics product mfg	(E)	(D)	(D)	6	2	1	—	1	1	1	—	—	—
327	Nonmetallic mineral product mfg	213	1 708	11 404	9	3	2	—	3	1	—	—	—	—
3273	Cement & concrete product mfg	(C)	(D)	(D)	8	2	2	—	3	1	—	—	—	—
332	Fabricated metal product mfg	1 069	11 364	41 123	45	17	6	10	4	5	3	—	—	—
3321	Forging & stamping	(C)	(D)	(D)	2	—	—	—	1	—	1	—	—	—
33211	Forging & stamping	(C)	(D)	(D)	2	—	—	—	1	—	1	—	—	—
3323	Architectural & structural metals mfg	(C)	(D)	(D)	4	1	1	—	1	1	—	—	—	—
33231	Plate work & fabricated structural prod mfg	(C)	(D)	(D)	3	—	1	—	1	1	—	—	—	—
3327	Mach shops, turn prod, screw, nut, bolt mfg	402	4 878	17 322	28	15	4	4	1	4	—	—	—	—
33271	Machine shops	(E)	(D)	(D)	27	15	4	3	1	4	—	—	—	—
3329	Other fabricated metal product mfg	335	3 604	12 994	9	1	1	4	1	—	2	—	—	—
33291	Metal valve mfg	(E)	(D)	(D)	3	—	1	—	1	—	2	—	—	—
333	Machinery mfg	134	1 267	4 951	11	2	3	4	2	—	—	—	—	—
336	Transportation equipment mfg	(E)	(D)	(D)	5	1	2	1	—	—	—	1	—	—
3363	Motor vehicle parts mfg	(E)	(D)	(D)	2	—	1	—	—	—	—	1	—	—
33632	MV electrical & electronic equipment mfg	(E)	(D)	(D)	1	—	—	—	—	—	—	1	—	—
337	Furniture & related product mfg	664	5 033	19 678	12	5	1	4	1	—	—	—	1	—
3371	HH & institutional furniture & kitchen cabinet mfg	(F)	(D)	(D)	10	5	1	3	—	—	—	—	1	—
33711	Wood kitchen cabinet & countertop mfg	(F)	(D)	(D)	8	4	1	2	—	—	—	—	1	—
<b>42</b>	<b>Wholesale trade</b>	<b>293</b>	<b>2 615</b>	<b>11 533</b>	<b>57</b>	<b>36</b>	<b>9</b>	<b>9</b>	<b>3</b>	<b>—</b>	<b>—</b>	<b>—</b>	<b>—</b>	<b>—</b>
421	Wholesale trade, durable goods	201	1 872	8 362	44	29	8	5	2	—	—	—	—	—
<b>44-45</b>	<b>Retail trade</b>	<b>3 311</b>	<b>13 392</b>	<b>58 647</b>	<b>169</b>	<b>61</b>	<b>42</b>	<b>39</b>	<b>15</b>	<b>3</b>	<b>8</b>	<b>1</b>	<b>—</b>	<b>—</b>
441	Motor vehicle & parts dealers	325	2 272	10 539	30	11	11	5	2	1	—	—	—	—
4411	Automobile dealers	198	1 549	7 299	13	6	4	—	2	1	—	—	—	—
44111	New car dealers	171	1 463	6 514	6	2	1	—	2	1	—	—	—	—
441110	New car dealers	171	1 463	6 514	6	2	1	—	2	1	—	—	—	—
442	Furniture & home furnishing stores	431	1 835	8 846	9	5	2	—	—	—	2	—	—	—
4421	Furniture stores	(E)	(D)	(D)	4	2	—	—	—	—	2	—	—	—
44211	Furniture stores	(E)	(D)	(D)	4	2	—	—	—	—	2	—	—	—
444	Bldg material & garden equip & supp dealers	485	2 782	11 546	24	8	5	7	2	—	2	—	—	—
4441	Building material & supplies dealers	458	2 657	10 395	17	3	4	6	2	—	2	—	—	—
44411	Home centers	(E)	(D)	(D)	2	—	—	—	—	—	—	—	—	—
44419	Other building material dealers	118	903	3 569	9	2	2	4	1	—	—	—	—	—
444190	Other building material dealers	118	903	3 569	9	2	2	4	1	—	—	—	—	—
445	Food & beverage stores	740	2 345	10 249	19	6	2	3	4	1	3	—	—	—
4451	Grocery stores	(F)	(D)	(D)	8	2	—	1	2	1	2	—	—	—
44511	Grocery (except convenience) stores	527	1 741	7 272	7	1	—	1	2	1	2	—	—	—
445110	Grocery (except convenience) stores	527	1 741	7 272	7	1	—	1	2	1	2	—	—	—
4453	Beer, wine & liquor stores	156	461	2 325	6	1	2	2	—	—	1	—	—	—
44531	Beer, wine & liquor stores	156	461	2 325	6	1	2	2	—	—	1	—	—	—
445310	Beer, wine & liquor stores	156	461	2 325	6	1	2	2	—	—	1	—	—	—
446	Health & personal care stores	103	388	1 691	12	5	4	2	1	—	—	—	—	—
4461	Health & personal care stores	103	388	1 691	12	5	4	2	1	—	—	—	—	—
447	Gasoline stations	301	878	3 653	26	6	5	13	2	—	—	—	—	—
4471	Gasoline stations	301	878	3 653	26	6	5	13	2	—	—	—	—	—
44711	Gasoline stations with convenience stores	254	710	2 893	19	3	3	11	2	—	—	—	—	—
447110	Gasoline stations with convenience stores	254	710	2 893	19	3	3	11	2	—	—	—	—	—
452	General merchandise stores	589	1 836	7 903	7	1	2	1	1	—	1	1	—	—
4521	Department stores	(F)	(D)	(D)	2	—	—	—	—	—	1	1	—	—
45211	Department stores	(F)	(D)	(D)	2	—	—	—	—	—	1	1	—	—
453	Miscellaneous store retailers	131	348	1 355	18	8	5	4	1	—	—	—	—	—
<b>48-49</b>	<b>Transportation &amp; warehousing</b>	<b>457</b>	<b>2 525</b>	<b>12 437</b>	<b>64</b>	<b>49</b>	<b>5</b>	<b>1</b>	<b>8</b>	<b>1</b>	<b>—</b>	<b>—</b>	<b>—</b>	<b>—</b>
484	Truck transportation	351	2 177	11 027	53	44	1	1	6	1	—	—	—	—
4841	General freight trucking	280	1 818	8 460	31	25	—	—	5	1	—	—	—	—
48411	General freight trucking, local	146	1 022	4 955	17	14	—	—	2	1	—	—	—	—
484110	General freight trucking, local	146	1 022	4 955	17	14	—	—	2	1	—	—	—	—
48412	General freight trucking, long-distance	134	796	3 505	14	11	—	—	3	—	—	—	—	—
<b>51</b>	<b>Information</b>	<b>196</b>	<b>1 762</b>	<b>7 589</b>	<b>11</b>	<b>4</b>	<b>2</b>	<b>1</b>	<b>3</b>	<b>1</b>	<b>—</b>	<b>—</b>	<b>—</b>	<b>—</b>
513	Broadcasting & telecommunications	(C)	(D)	(D)	5	2	1	—	1	1	—	—	—	—
5133	Telecommunications	(C)	(D)	(D)	5	2	1	—	1	1	—	—	—	—

See footnotes at end of table.

**Table 6. Counties—Employees, Payroll, and Establishments by Industry: 2001—Con.**

[Excludes most government employees, railroad employees, and self-employed persons. Size class 1 to 4 includes establishments with payroll, but no employees, during mid-March pay period. (D) denotes figures withheld to avoid disclosing data for individual companies; the data are included in broader industry totals. Detailed industries with 100 or more employees are shown if industry was not a (D). For explanation of terms, abbreviations, and data reliability/comparability, see introductory text]

NAICS code	Industry	Number of employees for week including March 12	Payroll (\$1,000)		Total number of establishments	Number of establishments by employment-size class								
			First quarter	Annual		1 to 4	5 to 9	10 to 19	20 to 49	50 to 99	100 to 249	250 to 499	500 to 999	1,000 or more
<b>SHERBURNE—Con.</b>														
<b>52</b>	<b>Finance &amp; insurance</b> .....	<b>431</b>	<b>3 859</b>	<b>17 373</b>	<b>57</b>	<b>38</b>	<b>8</b>	<b>6</b>	<b>3</b>	<b>2</b>	—	—	—	—
522	Credit intermediation & related activities .....	329	2 657	12 204	29	16	5	4	2	2	—	—	—	—
5221	Depository credit intermediation .....	285	2 146	9 544	15	5	2	4	2	2	—	—	—	—
52211	Commercial banking .....	266	2 006	8 887	11	3	—	4	2	2	—	—	—	—
522110	Commercial banking .....	266	2 006	8 887	11	3	—	4	2	2	—	—	—	—
<b>53</b>	<b>Real estate &amp; rental &amp; leasing</b> .....	<b>185</b>	<b>814</b>	<b>4 173</b>	<b>54</b>	<b>43</b>	<b>5</b>	<b>4</b>	<b>2</b>	—	—	—	—	—
531	Real estate .....	119	693	3 748	47	40	5	1	1	—	—	—	—	—
<b>54</b>	<b>Professional, scientific &amp; technical services</b> .....	<b>310</b>	<b>2 909</b>	<b>11 723</b>	<b>103</b>	<b>90</b>	<b>6</b>	<b>5</b>	<b>2</b>	—	—	—	—	—
541	Professional, scientific & technical services .....	310	2 909	11 723	103	90	6	5	2	—	—	—	—	—
<b>55</b>	<b>Management of companies &amp; enterprises</b> .....	<b>(B)</b>	<b>(D)</b>	<b>(D)</b>	<b>2</b>	<b>1</b>	—	—	<b>1</b>	—	—	—	—	—
<b>56</b>	<b>Admin, support, waste mgt, remediation services</b> .....	<b>379</b>	<b>2 745</b>	<b>10 745</b>	<b>59</b>	<b>47</b>	<b>2</b>	<b>4</b>	<b>4</b>	<b>2</b>	—	—	—	—
561	Administrative & support services .....	292	1 143	5 886	53	43	2	4	3	1	—	—	—	—
5617	Services to buildings & dwellings .....	102	363	2 507	33	29	1	2	1	—	—	—	—	—
<b>61</b>	<b>Educational services</b> .....	<b>(B)</b>	<b>(D)</b>	<b>(D)</b>	<b>9</b>	<b>7</b>	<b>2</b>	—	—	—	—	—	—	—
<b>62</b>	<b>Health care and social assistance</b> .....	<b>1 889</b>	<b>9 004</b>	<b>38 946</b>	<b>99</b>	<b>37</b>	<b>21</b>	<b>25</b>	<b>10</b>	<b>1</b>	<b>4</b>	<b>1</b>	—	—
621	Ambulatory health care services .....	580	4 215	18 993	46	20	9	12	3	1	1	—	—	—
6212	Offices of dentists .....	115	793	4 104	12	6	1	4	1	—	—	—	—	—
62121	Offices of dentists .....	115	793	4 104	12	6	1	4	1	—	—	—	—	—
621210	Offices of dentists .....	115	793	4 104	12	6	1	4	1	—	—	—	—	—
6216	Home health care services .....	267	806	3 719	5	1	1	—	1	1	1	—	—	—
62161	Home health care services .....	267	806	3 719	5	1	1	—	1	1	1	—	—	—
621610	Home health care services .....	267	806	3 719	5	1	1	—	1	1	1	—	—	—
623	Nursing & residential care facilities .....	901	3 615	15 117	20	3	5	7	2	—	2	1	—	—
6231	Nursing care facilities .....	713	2 927	12 143	4	1	—	—	—	—	2	1	—	—
62311	Nursing care facilities .....	713	2 927	12 143	4	1	—	—	—	—	2	1	—	—
623110	Nursing care facilities .....	713	2 927	12 143	4	1	—	—	—	—	2	1	—	—
6232	Residential mental retardation, health facil .....	143	492	2 192	12	—	5	6	1	—	—	—	—	—
62321	Residential mental retardation facilities .....	143	492	2 192	12	—	5	6	1	—	—	—	—	—
623210	Residential mental retardation facilities .....	143	492	2 192	12	—	5	6	1	—	—	—	—	—
624	Social assistance .....	408	1 174	4 836	33	14	7	6	5	—	1	—	—	—
6241	Individual & family services .....	(C)	(D)	(D)	11	6	2	2	—	—	1	—	—	—
62412	Services for elderly & disabled persons .....	(C)	(D)	(D)	4	2	1	—	—	—	1	—	—	—
6244	Child day care services .....	224	636	2 446	19	6	4	4	5	—	—	—	—	—
62441	Child day care services .....	224	636	2 446	19	6	4	4	5	—	—	—	—	—
624410	Child day care services .....	224	636	2 446	19	6	4	4	5	—	—	—	—	—
<b>71</b>	<b>Arts, entertainment &amp; recreation</b> .....	<b>126</b>	<b>359</b>	<b>2 064</b>	<b>19</b>	<b>9</b>	<b>5</b>	<b>4</b>	<b>1</b>	—	—	—	—	—
<b>72</b>	<b>Accommodation &amp; food services</b> .....	<b>1 616</b>	<b>3 060</b>	<b>14 114</b>	<b>87</b>	<b>30</b>	<b>7</b>	<b>22</b>	<b>18</b>	<b>9</b>	<b>1</b>	—	—	—
722	Food services & drinking places .....	1 559	2 919	13 406	77	24	6	19	18	9	1	—	—	—
7221	Full-service restaurants .....	965	1 849	8 626	35	8	3	6	10	7	1	—	—	—
72211	Full-service restaurants .....	965	1 849	8 626	35	8	3	6	10	7	1	—	—	—
722110	Full-service restaurants .....	965	1 849	8 626	35	8	3	6	10	7	1	—	—	—
7222	Limited-service eating places .....	489	946	4 318	32	11	2	11	6	2	—	—	—	—
72221	Limited-service eating places .....	489	946	4 318	32	11	2	11	6	2	—	—	—	—
7224	Drinking places (alcoholic beverages) .....	102	122	449	7	2	1	2	2	—	—	—	—	—
72241	Drinking places (alcoholic beverages) .....	102	122	449	7	2	1	2	2	—	—	—	—	—
722410	Drinking places (alcoholic beverages) .....	102	122	449	7	2	1	2	2	—	—	—	—	—
<b>81</b>	<b>Other services (except public administration)</b> .....	<b>966</b>	<b>3 356</b>	<b>14 107</b>	<b>144</b>	<b>82</b>	<b>31</b>	<b>22</b>	<b>8</b>	<b>1</b>	—	—	—	—
811	Repair & maintenance .....	219	1 313	5 676	51	36	10	5	—	—	—	—	—	—
8111	Automotive repair & maintenance .....	194	1 196	5 239	39	25	9	5	—	—	—	—	—	—
81111	Automotive mechanical & electrical R&M .....	100	624	2 800	22	15	6	1	—	—	—	—	—	—
812	Personal & laundry services .....	198	566	2 376	32	16	9	6	1	—	—	—	—	—
8121	Personal care services .....	151	425	1 791	19	7	6	5	1	—	—	—	—	—
81211	Hair, nail & skin care services .....	(C)	(D)	(D)	17	7	4	5	1	—	—	—	—	—
812112	Beauty salons .....	130	377	1 585	15	5	4	5	1	—	—	—	—	—
813	Religious, grantmaking, civic, prof & like organizations .....	549	1 477	6 055	61	30	12	11	7	1	—	—	—	—
8131	Religious organizations .....	298	998	3 968	35	19	8	4	3	1	—	—	—	—
81311	Religious organizations .....	298	998	3 968	35	19	8	4	3	1	—	—	—	—
813110	Religious organizations .....	298	998	3 968	35	19	8	4	3	1	—	—	—	—
8134	Civic & social organizations .....	222	411	1 786	16	3	3	6	4	—	—	—	—	—
81341	Civic & social organizations .....	222	411	1 786	16	3	3	6	4	—	—	—	—	—
813410	Civic & social organizations .....	222	411	1 786	16	3	3	6	4	—	—	—	—	—
<b>99</b>	<b>Unclassified establishments</b> .....	<b>(A)</b>	<b>(D)</b>	<b>(D)</b>	<b>8</b>	<b>7</b>	<b>1</b>	—	—	—	—	—	—	—

See footnotes at end of table.



**Table 6. Counties—Employees, Payroll, and Establishments by Industry: 2001—Con.**

[Excludes most government employees, railroad employees, and self-employed persons. Size class 1 to 4 includes establishments with payroll, but no employees, during mid-March pay period. (D) denotes figures withheld to avoid disclosing data for individual companies; the data are included in broader industry totals. Detailed industries with 100 or more employees are shown if industry was not a (D). For explanation of terms, abbreviations, and data reliability/comparability, see introductory text]

NAICS code	Industry	Number of employees for week including March 12	Payroll (\$1,000)		Total number of establishments	Number of establishments by employment-size class								
			First quarter	Annual		1 to 4	5 to 9	10 to 19	20 to 49	50 to 99	100 to 249	250 to 499	500 to 999	1,000 or more
<b>SIBLEY</b>														
	<b>Total</b> .....	<b>3 138</b>	<b>14 976</b>	<b>64 586</b>	<b>347</b>	<b>214</b>	<b>69</b>	<b>34</b>	<b>19</b>	<b>8</b>	<b>2</b>		<b>1</b>	
23	<b>Construction</b> .....	<b>194</b>	<b>1 866</b>	<b>7 222</b>	<b>49</b>	<b>32</b>	<b>11</b>	<b>6</b>						
235	Special trade contractors .....	111	537	2 645	31	21	7	3						
31-33	<b>Manufacturing</b> .....	<b>932</b>	<b>5 436</b>	<b>25 158</b>	<b>26</b>	<b>10</b>	<b>7</b>	<b>2</b>	<b>2</b>	<b>4</b>			<b>1</b>	
311	Food mfg .....	660	3 810	18 261	4	1				2			1	
3119	Other food mfg .....	(F)	(D)	(D)	1								1	
31199	All other food mfg .....	(F)	(D)	(D)	1								1	
42	<b>Wholesale trade</b> .....	<b>71</b>	<b>627</b>	<b>2 191</b>	<b>10</b>	<b>6</b>	<b>1</b>	<b>2</b>	<b>1</b>					
44-45	<b>Retail trade</b> .....	<b>488</b>	<b>1 621</b>	<b>6 861</b>	<b>59</b>	<b>29</b>	<b>13</b>	<b>11</b>	<b>5</b>	<b>1</b>				
447	Gasoline stations .....	171	375	1 594	15	5	2	5	3					
4471	Gasoline stations .....	171	375	1 594	15	5	2	5	3					
48-49	<b>Transportation &amp; warehousing</b> .....	<b>99</b>	<b>516</b>	<b>2 196</b>	<b>21</b>	<b>16</b>	<b>3</b>		<b>2</b>					
51	<b>Information</b> .....	<b>40</b>	<b>311</b>	<b>1 151</b>	<b>6</b>	<b>1</b>	<b>4</b>	<b>1</b>						
52	<b>Finance &amp; insurance</b> .....	<b>170</b>	<b>1 252</b>	<b>4 806</b>	<b>22</b>	<b>13</b>	<b>5</b>	<b>1</b>	<b>2</b>	<b>1</b>				
522	Credit intermediation & related activities .....	122	783	3 131	10	3	4	1	1	1				
5221	Depository credit intermediation .....	(C)	(D)	(D)	9	2	4	1	1	1				
52211	Commercial banking .....	(C)	(D)	(D)	8	1	4	1	1	1				
53	<b>Real estate &amp; rental &amp; leasing</b> .....	<b>(A)</b>	<b>(D)</b>	<b>(D)</b>	<b>8</b>	<b>8</b>								
54	<b>Professional, scientific &amp; technical services</b> .....	<b>65</b>	<b>417</b>	<b>1 937</b>	<b>20</b>	<b>15</b>	<b>4</b>	<b>1</b>						
56	<b>Admin, support, waste mgt, remediation services</b> .....	<b>181</b>	<b>599</b>	<b>2 771</b>	<b>7</b>	<b>4</b>	<b>1</b>		<b>1</b>		<b>1</b>			
561	Administrative & support services .....	(C)	(D)	(D)	5	2	1		1		1			
5619	Other support services .....	(C)	(D)	(D)	1						1			
56191	Packaging & labeling services .....	(C)	(D)	(D)	1						1			
61	<b>Educational services</b> .....	<b>(A)</b>	<b>(D)</b>	<b>(D)</b>	<b>3</b>	<b>2</b>	<b>1</b>							
62	<b>Health care and social assistance</b> .....	<b>428</b>	<b>1 540</b>	<b>6 920</b>	<b>24</b>	<b>13</b>	<b>4</b>	<b>2</b>	<b>2</b>	<b>2</b>	<b>1</b>			
623	Nursing & residential care facilities .....	(C)	(D)	(D)	5	1		2		1	1			
6231	Nursing care facilities .....	(C)	(D)	(D)	2					1	1			
62311	Nursing care facilities .....	(C)	(D)	(D)	2					1	1			
71	<b>Arts, entertainment &amp; recreation</b> .....	<b>(A)</b>	<b>(D)</b>	<b>(D)</b>	<b>6</b>	<b>6</b>								
72	<b>Accommodation &amp; food services</b> .....	<b>201</b>	<b>267</b>	<b>1 076</b>	<b>23</b>	<b>12</b>	<b>5</b>	<b>2</b>	<b>4</b>					
722	Food services & drinking places .....	(C)	(D)	(D)	21	11	4	2	4					
7221	Full-service restaurants .....	142	176	681	9	2	2	2	3					
72211	Full-service restaurants .....	142	176	681	9	2	2	2	3					
722110	Full-service restaurants .....	142	176	681	9	2	2	2	3					
81	<b>Other services (except public administration)</b> .....	<b>227</b>	<b>411</b>	<b>1 722</b>	<b>59</b>	<b>44</b>	<b>9</b>	<b>6</b>						
813	Religious, grantmaking, civic, prof & like organizations .....	179	240	1 026	36	23	7	6						
8131	Religious organizations .....	112	148	652	24	16	4	4						
81311	Religious organizations .....	112	148	652	24	16	4	4						
813110	Religious organizations .....	112	148	652	24	16	4	4						
99	<b>Unclassified establishments</b> .....	<b>(A)</b>	<b>(D)</b>	<b>(D)</b>	<b>4</b>	<b>3</b>	<b>1</b>							
<b>STEARNS</b>														
	<b>Total</b> .....	<b>72 629</b>	<b>458 332</b>	<b>1 954 877</b>	<b>4 029</b>	<b>1 990</b>	<b>820</b>	<b>562</b>	<b>407</b>	<b>136</b>	<b>78</b>	<b>21</b>	<b>10</b>	<b>5</b>
11	<b>Forestry, fishing, hunting, and agriculture support</b> .....	<b>(B)</b>	<b>(D)</b>	<b>(D)</b>	<b>8</b>	<b>6</b>	<b>1</b>	<b>1</b>						
21	<b>Mining</b> .....	<b>79</b>	<b>608</b>	<b>2 724</b>	<b>7</b>	<b>2</b>	<b>2</b>	<b>2</b>	<b>1</b>					
22	<b>Utilities</b> .....	<b>(C)</b>	<b>(D)</b>	<b>(D)</b>	<b>5</b>	<b>1</b>		<b>2</b>	<b>1</b>	<b>1</b>				
221	Utilities .....	(C)	(D)	(D)	5	1		2	1	1				
2211	Elec pwr generation, transmsn & distribution ...	(C)	(D)	(D)	5	1		2	1	1				
22112	Electric pwr transmsn, control & distribution ..	(C)	(D)	(D)	3			1	1	1				
23	<b>Construction</b> .....	<b>3 520</b>	<b>29 487</b>	<b>152 969</b>	<b>488</b>	<b>322</b>	<b>92</b>	<b>33</b>	<b>32</b>	<b>7</b>	<b>1</b>	<b>1</b>		
233	Building, developing & general contracting .....	667	5 546	26 281	139	97	29	6	6	1				
2332	Residential building construction .....	342	2 554	12 341	100	78	17	3	2					
23321	Single-family housing construction .....	277	2 066	9 570	91	73	15	2	1					
233210	Single-family housing construction .....	277	2 066	9 570	91	73	15	2	1					
2333	Nonresidential building construction .....	(E)	(D)	(D)	30	10	12	3	4	1				
23332	Commercial & institutional bldg construction ..	297	2 710	12 896	28	10	11	2	4	1				
233320	Commercial & institutional bldg construction ..	297	2 710	12 896	28	10	11	2	4	1				
234	Heavy construction .....	858	8 584	49 648	32	11	8	4	6	1	1	1		
2341	Highway, street, bridge & tunnel construction ...	446	5 125	23 535	7	3	1	1	1			1		
23411	Highway & street construction .....	446	5 125	23 535	7	3	1	1	1			1		
234110	Highway & street construction .....	446	5 125	23 535	7	3	1	1	1			1		
2349	Other heavy construction .....	412	3 459	26 113	25	8	7	3	5	1	1			
23491	Water, sewer & pipeline construction .....	257	2 545	18 547	14	3	6	1	3		1			
234910	Water, sewer & pipeline construction .....	257	2 545	18 547	14	3	6	1	3		1			

See footnotes at end of table.

**Table 6. Counties—Employees, Payroll, and Establishments by Industry: 2001—Con.**

[Excludes most government employees, railroad employees, and self-employed persons. Size class 1 to 4 includes establishments with payroll, but no employees, during mid-March pay period. (D) denotes figures withheld to avoid disclosing data for individual companies; the data are included in broader industry totals. Detailed industries with 100 or more employees are shown if industry was not a (D). For explanation of terms, abbreviations, and data reliability/comparability, see introductory text]

NAICS code	Industry	Number of employees for week including March 12	Payroll (\$1,000)		Total number of establishments	Number of establishments by employment-size class									
			First quarter	Annual		1 to 4	5 to 9	10 to 19	20 to 49	50 to 99	100 to 249	250 to 499	500 to 999	1,000 or more	
<b>STEARNS—Con.</b>															
<b>23 Construction—Con.</b>															
235	Special trade contractors	1 995	15 357	77 040	317	214	55	23	20	5	—	—	—	—	
2351	Plumbing, heating & AC contractor	533	4 392	20 607	48	25	12	4	4	3	—	—	—	—	
23511	Plumbing, heating & AC contractor	533	4 392	20 607	48	25	12	4	4	3	—	—	—	—	
235110	Plumbing, heating & AC contractor	533	4 392	20 607	48	25	12	4	4	3	—	—	—	—	
2353	Electrical contractors	483	4 342	20 730	51	28	11	5	5	2	—	—	—	—	
23531	Electrical contractors	483	4 342	20 730	51	28	11	5	5	2	—	—	—	—	
235310	Electrical contractors	483	4 342	20 730	51	28	11	5	5	2	—	—	—	—	
2354	Masonry, drywall, insulation, tile contractors	240	1 857	10 023	48	35	6	3	4	—	—	—	—	—	
23542	Drywall, acoustical & insulation contractors	146	1 250	5 778	19	13	1	2	3	—	—	—	—	—	
235420	Drywall, acoustical & insulation contractors	146	1 250	5 778	19	13	1	2	3	—	—	—	—	—	
2355	Carpentry & floor contractors	251	1 761	7 615	48	37	6	1	4	—	—	—	—	—	
23551	Carpentry contractors	196	1 401	6 082	40	30	6	1	3	—	—	—	—	—	
235510	Carpentry contractors	196	1 401	6 082	40	30	6	1	3	—	—	—	—	—	
2359	Other special trade contractors	192	962	6 213	59	45	8	6	—	—	—	—	—	—	
<b>31-33</b>	<b>Manufacturing</b>	<b>14 138</b>	<b>118 715</b>	<b>476 528</b>	<b>241</b>	<b>76</b>	<b>45</b>	<b>37</b>	<b>42</b>	<b>12</b>	<b>15</b>	<b>5</b>	<b>8</b>	<b>1</b>	
311	Food mfg	1 892	12 570	52 343	24	5	4	6	3	2	2	1	1	—	
3111	Animal food mfg	108	832	3 626	8	1	2	3	2	—	—	—	—	—	
31111	Animal food mfg	108	832	3 626	8	1	2	3	2	—	—	—	—	—	
311119	Other animal food mfg	108	832	3 626	8	1	2	3	2	—	—	—	—	—	
3115	Dairy product mfg	332	2 851	11 411	5	—	1	1	—	2	1	—	—	—	
31151	Dairy product (exc frozen) mfg	332	2 851	11 411	5	—	1	1	—	2	1	—	—	—	
3116	Animal slaughtering & processing	1 322	8 350	35 012	6	1	1	1	1	—	—	1	1	—	
31161	Animal slaughtering & processing	1 322	8 350	35 012	6	1	1	1	1	—	—	1	1	—	
3118	Bakeries & tortilla mfg	130	537	2 294	5	3	—	1	—	—	1	—	—	—	
31181	Bread & bakery product mfg	130	537	2 294	5	3	—	1	—	—	1	—	—	—	
321	Wood product mfg	733	6 132	25 216	15	5	2	—	4	1	3	—	—	—	
3219	Other wood product mfg	(F)	(D)	(D)	14	4	2	—	4	1	3	—	—	—	
32191	Millwork	682	5 935	24 450	7	—	—	—	3	1	3	—	—	—	
322	Paper mfg	(F)	(D)	(D)	3	—	—	—	1	—	1	—	1	—	
3221	Pulp, paper & paperboard mills	(F)	(D)	(D)	1	—	—	—	—	—	—	—	1	—	
32212	Paper mills	(F)	(D)	(D)	1	—	—	—	—	—	—	—	1	—	
3222	Converted paper product mfg	(C)	(D)	(D)	2	—	—	—	1	—	1	—	—	—	
32221	Paperboard container mfg	(C)	(D)	(D)	1	—	—	—	—	—	1	—	—	—	
323	Printing & related support activities	2 586	24 240	88 811	31	10	7	3	6	1	—	1	3	—	
3231	Printing & related support activities	2 586	24 240	88 811	31	10	7	3	6	1	—	1	3	—	
32311	Printing	2 566	24 114	88 318	28	9	6	2	6	1	—	1	3	—	
323110	Commercial lithographic printing	1 959	17 890	67 213	16	4	4	1	3	1	—	—	3	—	
326	Plastics & rubber products mfg	277	1 392	5 524	7	—	2	3	—	1	1	—	—	—	
3261	Plastics product mfg	277	1 392	5 524	7	—	2	3	—	1	1	—	—	—	
32619	Other plastics product mfg	(E)	(D)	(D)	5	—	1	2	—	1	1	—	—	—	
327	Nonmetallic mineral product mfg	1 203	10 697	44 885	27	6	9	6	3	—	2	—	1	—	
3279	Other nonmetallic mineral product mfg	1 070	9 949	40 095	11	2	1	3	2	—	2	—	1	—	
32799	All other nonmetallic mineral product mfg	1 070	9 949	40 095	11	2	1	3	2	—	2	—	1	—	
331	Primary metal mfg	(E)	(D)	(D)	7	5	1	—	—	—	—	1	—	—	
3315	Foundries	(E)	(D)	(D)	3	2	—	—	—	—	—	1	—	—	
33151	Ferrous metal foundries	(E)	(D)	(D)	2	1	—	—	—	—	—	1	—	—	
332	Fabricated metal product mfg	1 529	13 843	55 998	36	12	8	5	6	2	2	—	1	—	
3324	Boiler, tank & shipping container mfg	355	3 366	14 659	5	1	—	—	2	1	1	—	—	—	
33242	Metal tank (heavy gauge) mfg	(E)	(D)	(D)	4	—	—	—	2	1	1	—	—	—	
3326	Spring & wire product mfg	(C)	(D)	(D)	1	—	—	—	—	—	1	—	—	—	
33261	Spring & wire product mfg	(C)	(D)	(D)	1	—	—	—	—	—	1	—	—	—	
3327	Mach shops, turn prod, screw, nut, bolt mfg	151	1 062	4 186	17	6	5	4	2	—	—	—	—	—	
33271	Machine shops	(C)	(D)	(D)	14	5	5	3	1	—	—	—	—	—	
3329	Other fabricated metal product mfg	(F)	(D)	(D)	8	4	2	—	1	—	—	—	1	—	
33291	Metal valve mfg	(F)	(D)	(D)	2	1	—	—	—	—	—	—	1	—	
333	Machinery mfg	714	7 245	28 700	18	6	2	2	4	2	1	1	—	—	
3331	Ag, construction & mining machinery mfg	125	964	3 989	6	2	—	2	1	1	—	—	—	—	
33311	Agricultural implement mfg	125	964	3 989	6	2	—	2	1	1	—	—	—	—	
333111	Farm machinery & equipment mfg	125	964	3 989	6	2	—	2	1	1	—	—	—	—	
3332	Industrial machinery mfg	(C)	(D)	(D)	4	2	—	—	1	—	1	—	—	—	
33329	Other industrial machinery mfg	(C)	(D)	(D)	4	2	—	—	1	—	1	—	—	—	
3336	Engine, turbine & power transmsn equip mfg	(E)	(D)	(D)	1	—	—	—	—	—	—	1	—	—	
33361	Engine, turbine & power transmsn equip mfg	(E)	(D)	(D)	1	—	—	—	—	—	—	1	—	—	
335	Electrical equip, appliance & component mfg	(G)	(D)	(D)	4	2	—	—	1	—	—	—	—	1	
3352	Household appliance mfg	(G)	(D)	(D)	2	—	—	—	1	—	—	—	—	1	
33522	Major appliance mfg	(G)	(D)	(D)	1	—	—	—	—	—	—	—	—	1	
336	Transportation equipment mfg	1 250	9 486	35 982	10	4	—	1	1	1	1	1	1	—	
3362	Motor vehicle body & trailer mfg	1 063	8 652	32 135	4	1	—	—	1	—	—	1	1	—	
33621	Motor vehicle body & trailer mfg	1 063	8 652	32 135	4	1	—	—	1	—	—	1	1	—	
3363	Motor vehicle parts mfg	(C)	(D)	(D)	3	1	—	1	—	—	1	—	—	—	
33632	MV electrical & electronic equipment mfg	(C)	(D)	(D)	1	—	—	—	—	—	1	—	—	—	

See footnotes at end of table.

**Table 6. Counties—Employees, Payroll, and Establishments by Industry: 2001—Con.**

[Excludes most government employees, railroad employees, and self-employed persons. Size class 1 to 4 includes establishments with payroll, but no employees, during mid-March pay period. (D) denotes figures withheld to avoid disclosing data for individual companies; the data are included in broader industry totals. Detailed industries with 100 or more employees are shown if industry was not a (D). For explanation of terms, abbreviations, and data reliability/comparability, see introductory text]

NAICS code	Industry	Number of employees for week including March 12	Payroll (\$1,000)		Total number of establishments	Number of establishments by employment-size class								
			First quarter	Annual		1 to 4	5 to 9	10 to 19	20 to 49	50 to 99	100 to 249	250 to 499	500 to 999	1,000 or more
<b>STEARNS—Con.</b>														
<b>31-33 Manufacturing—Con.</b>														
337	Furniture & related product mfg . . . . .	433	2 659	12 493	24	10	3	2	8	1	—	—	—	—
3371	HH & institutional furniture & kitchen cabinet mfg . . . . .	(E)	(D)	(D)	22	10	3	1	7	1	—	—	—	—
33711	Wood kitchen cabinet & countertop mfg . . . . .	209	1 056	5 380	12	6	2	1	2	1	—	—	—	—
337110	Wood kitchen cabinet & countertop mfg . . . . .	209	1 056	5 380	12	6	2	1	2	1	—	—	—	—
33712	Household & institutional furniture mfg . . . . .	(C)	(D)	(D)	10	4	1	—	5	—	—	—	—	—
337127	Institutional furniture mfg . . . . .	104	784	4 016	4	1	—	—	3	—	—	—	—	—
339	Miscellaneous mfg . . . . .	446	3 638	12 140	17	5	3	4	3	—	2	—	—	—
3391	Medical equipment & supplies mfg . . . . .	389	3 206	10 532	9	2	1	1	3	—	2	—	—	—
33911	Medical equipment & supplies mfg . . . . .	389	3 206	10 532	9	2	1	1	3	—	2	—	—	—
339115	Ophthalmic goods mfg . . . . .	316	1 883	7 534	4	—	—	1	1	—	2	—	—	—
<b>42</b>	<b>Wholesale trade . . . . .</b>	<b>4 312</b>	<b>38 047</b>	<b>152 319</b>	<b>205</b>	<b>89</b>	<b>41</b>	<b>29</b>	<b>30</b>	<b>8</b>	<b>7</b>	<b>—</b>	<b>1</b>	<b>—</b>
421	Wholesale trade, durable goods . . . . .	2 004	15 142	61 874	141	63	27	23	19	6	3	—	—	—
4211	Motor vehicle, motor vehicle pt & supply whsle . . . . .	313	2 282	9 149	20	6	5	3	5	1	—	—	—	—
42112	Motor vehicle supplies & new parts whsle . . . . .	223	1 528	6 051	13	4	4	1	3	1	—	—	—	—
421120	Motor vehicle supplies & new parts whsle . . . . .	223	1 528	6 051	13	4	4	1	3	1	—	—	—	—
4213	Lumber & other construction materials whsle . . . . .	102	821	2 990	7	1	3	2	—	1	—	—	—	—
4214	Professional & commercial equip & supp whsle . . . . .	850	6 294	25 536	27	9	4	4	4	3	3	—	—	—
42143	Computer & peripheral equip & software whsle . . . . .	263	2 942	12 068	8	3	2	1	—	1	1	—	—	—
421430	Computer & peripheral equip & software whsle . . . . .	263	2 942	12 068	8	3	2	1	—	1	1	—	—	—
42146	Ophthalmic goods whsle . . . . .	449	2 402	9 540	6	—	—	—	3	1	2	—	—	—
421460	Ophthalmic goods whsle . . . . .	449	2 402	9 540	6	—	—	—	3	1	2	—	—	—
4218	Machinery, equipment & supplies whsle . . . . .	457	3 941	16 212	50	26	9	7	7	1	—	—	—	—
42182	Farm & garden machinery & equipment whsle . . . . .	186	1 418	6 069	21	11	2	5	3	—	—	—	—	—
421820	Farm & garden machinery & equipment whsle . . . . .	186	1 418	6 069	21	11	2	5	3	—	—	—	—	—
42184	Industrial supplies whsle . . . . .	137	1 342	5 389	12	6	3	—	2	1	—	—	—	—
421840	Industrial supplies whsle . . . . .	137	1 342	5 389	12	6	3	—	2	1	—	—	—	—
422	Wholesale trade, nondurable goods . . . . .	2 308	22 905	90 445	64	26	14	6	11	2	4	—	1	—
4224	Grocery & related product whsle . . . . .	787	6 583	25 854	22	10	4	1	3	1	3	—	—	—
42249	Other grocery & related products whsle . . . . .	708	5 971	23 685	11	4	1	—	2	1	3	—	—	—
422490	Other grocery & related products whsle . . . . .	708	5 971	23 685	11	4	1	—	2	1	3	—	—	—
4226	Chemical & allied products whsle . . . . .	(C)	(D)	(D)	3	1	1	—	—	—	1	—	—	—
42269	Other chemical & allied products whsle . . . . .	(C)	(D)	(D)	3	1	1	—	—	—	1	—	—	—
4227	Petroleum & petroleum products whsle . . . . .	106	466	2 084	9	4	2	1	2	—	—	—	—	—
4229	Miscellaneous nondurable goods whsle . . . . .	1 066	14 650	57 476	16	5	4	1	5	—	—	—	1	—
42292	Book, periodical & newspaper whsle . . . . .	(F)	(D)	(D)	2	—	—	—	1	—	—	—	1	—
<b>44-45</b>	<b>Retail trade . . . . .</b>	<b>12 489</b>	<b>54 543</b>	<b>230 052</b>	<b>716</b>	<b>262</b>	<b>194</b>	<b>138</b>	<b>76</b>	<b>24</b>	<b>18</b>	<b>3</b>	<b>—</b>	<b>1</b>
441	Motor vehicle & parts dealers . . . . .	1 372	9 304	43 506	83	25	25	20	5	6	2	—	—	—
4411	Automobile dealers . . . . .	888	6 080	29 060	40	11	10	9	4	4	2	—	—	—
44111	New car dealers . . . . .	770	5 447	26 171	19	1	2	6	4	4	2	—	—	—
441110	New car dealers . . . . .	770	5 447	26 171	19	1	2	6	4	4	2	—	—	—
44112	Used car dealers . . . . .	118	633	2 889	21	10	8	3	—	—	—	—	—	—
441120	Used car dealers . . . . .	118	633	2 889	21	10	8	3	—	—	—	—	—	—
4412	Other motor vehicle dealers . . . . .	135	905	4 391	8	3	2	2	—	1	—	—	—	—
44121	Recreational vehicle dealers . . . . .	113	787	3 904	3	—	—	2	—	1	—	—	—	—
441210	Recreational vehicle dealers . . . . .	113	787	3 904	3	—	—	2	—	1	—	—	—	—
4413	Automotive parts, accessories & tire stores . . . . .	349	2 319	10 055	35	11	13	9	1	1	—	—	—	—
44131	Automotive parts, accessories & tire stores . . . . .	154	753	3 173	25	10	11	4	—	—	—	—	—	—
441310	Automotive parts, accessories & tire stores . . . . .	154	753	3 173	25	10	11	4	—	—	—	—	—	—
44132	Tire dealers . . . . .	195	1 566	6 882	10	1	2	5	1	1	—	—	—	—
441320	Tire dealers . . . . .	195	1 566	6 882	10	1	2	5	1	1	—	—	—	—
442	Furniture & home furnishing stores . . . . .	338	2 029	8 908	34	16	7	9	1	1	—	—	—	—
4421	Furniture stores . . . . .	199	1 107	4 667	16	7	2	6	—	1	—	—	—	—
44211	Furniture stores . . . . .	199	1 107	4 667	16	7	2	6	—	1	—	—	—	—
442110	Furniture stores . . . . .	199	1 107	4 667	16	7	2	6	—	1	—	—	—	—
4422	Home furnishings stores . . . . .	139	922	4 241	18	9	5	3	1	—	—	—	—	—
443	Electronics & appliance stores . . . . .	406	1 707	7 646	24	8	6	4	4	1	1	—	—	—
4431	Electronics & appliance stores . . . . .	406	1 707	7 646	24	8	6	4	4	1	1	—	—	—
44311	Appliance, TV & all other electronics stores . . . . .	316	1 435	6 362	17	7	4	2	2	1	1	—	—	—
443112	Radio, television & other electronics stores . . . . .	232	1 059	4 620	7	2	2	—	1	1	1	—	—	—
444	Bldg material & garden equip & supp dealers . . . . .	1 213	7 842	33 759	81	27	22	20	7	2	3	—	—	—
4441	Building material & supplies dealers . . . . .	932	6 514	27 426	55	20	15	13	2	2	3	—	—	—
44411	Home centers . . . . .	(E)	(D)	(D)	3	—	—	—	—	1	2	—	—	—
44419	Other building material dealers . . . . .	435	3 597	16 068	35	12	11	8	2	1	1	—	—	—
444190	Other building material dealers . . . . .	435	3 597	16 068	35	12	11	8	2	1	1	—	—	—
4442	Lawn & garden equip & supplies stores . . . . .	281	1 328	6 333	26	7	7	7	5	—	—	—	—	—
44422	Nursery & garden centers . . . . .	269	1 277	6 045	22	4	6	7	5	—	—	—	—	—
444220	Nursery & garden centers . . . . .	269	1 277	6 045	22	4	6	7	5	—	—	—	—	—
445	Food & beverage stores . . . . .	2 254	7 048	28 387	90	28	23	15	13	6	4	1	—	—
4451	Grocery stores . . . . .	2 016	6 468	26 021	47	8	6	11	11	6	4	1	—	—
44511	Grocery (except convenience) stores . . . . .	1 952	6 329	25 484	41	6	4	10	10	6	4	1	—	—
445110	Grocery (except convenience) stores . . . . .	1 952	6 329	25 484	41	6	4	10	10	6	4	1	—	—
4452	Specialty food stores . . . . .	122	326	1 259	20	8	9	2	1	—	—	—	—	—
4453	Beer, wine & liquor stores . . . . .	116	254	1 107	23	12	8	2	1	—	—	—	—	—
44531	Beer, wine & liquor stores . . . . .	116	254	1 107	23	12	8	2	1	—	—	—	—	—
445310	Beer, wine & liquor stores . . . . .	116	254	1 107	23	12	8	2	1	—	—	—	—	—

See footnotes at end of table.

**Table 6. Counties—Employees, Payroll, and Establishments by Industry: 2001—Con.**

[Excludes most government employees, railroad employees, and self-employed persons. Size class 1 to 4 includes establishments with payroll, but no employees, during mid-March pay period. (D) denotes figures withheld to avoid disclosing data for individual companies; the data are included in broader industry totals. Detailed industries with 100 or more employees are shown if industry was not a (D). For explanation of terms, abbreviations, and data reliability/comparability, see introductory text]

NAICS code	Industry	Number of employees for week including March 12	Payroll (\$1,000)		Total number of establishments	Number of establishments by employment-size class																				
			First quarter	Annual		1 to 4	5 to 9	10 to 19	20 to 49	50 to 99	100 to 249	250 to 499	500 to 999	1,000 or more												
<b>STEARNS—Con.</b>																										
<b>44-45 Retail trade—Con.</b>																										
446	Health & personal care stores	419	1 933	8 235	47	21	17	5	3	1	—	—	—	—	—	—	—									
4461	Health & personal care stores	419	1 933	8 235	47	21	17	5	3	1	—	—	—	—	—	—	—									
44611	Pharmacies & drug stores	198	967	4 047	16	5	6	3	1	1	—	—	—	—	—	—	—									
446110	Pharmacies & drug stores	198	967	4 047	16	5	6	3	1	1	—	—	—	—	—	—	—									
447	Gasoline stations	915	2 514	10 058	83	19	27	24	12	1	—	—	—	—	—	—	—									
4471	Gasoline stations	915	2 514	10 058	83	19	27	24	12	1	—	—	—	—	—	—	—									
44711	Gasoline stations with convenience stores	656	1 556	6 453	63	14	22	19	7	1	—	—	—	—	—	—	—									
447110	Gasoline stations with convenience stores	656	1 556	6 453	63	14	22	19	7	1	—	—	—	—	—	—	—									
44719	Other gasoline stations	259	958	3 605	20	5	5	5	5	—	—	—	—	—	—	—	—									
447190	Other gasoline stations	259	958	3 605	20	5	5	5	5	—	—	—	—	—	—	—	—									
448	Clothing & clothing accessories stores	718	2 390	9 700	84	28	32	17	7	—	—	—	—	—	—	—	—									
4481	Clothing stores	510	1 373	5 396	48	12	16	14	6	—	—	—	—	—	—	—	—									
44812	Women's clothing stores	156	376	1 465	15	3	5	6	1	—	—	—	—	—	—	—	—									
448120	Women's clothing stores	156	376	1 465	15	3	5	6	1	—	—	—	—	—	—	—	—									
44814	Family clothing stores	184	453	1 866	10	—	3	3	4	—	—	—	—	—	—	—	—									
448140	Family clothing stores	184	453	1 866	10	—	3	3	4	—	—	—	—	—	—	—	—									
4482	Shoe stores	111	408	1 486	18	7	10	1	—	—	—	—	—	—	—	—	—									
44821	Shoe stores	111	408	1 486	18	7	10	1	—	—	—	—	—	—	—	—	—									
448210	Shoe stores	111	408	1 486	18	7	10	1	—	—	—	—	—	—	—	—	—									
451	Sporting goods, hobby, book & music stores	747	2 011	8 601	48	18	7	11	8	4	—	—	—	—	—	—	—									
4511	Sporting goods, hobby, musical instrument stores	556	1 552	6 796	35	13	5	8	7	2	—	—	—	—	—	—	—									
45111	Sporting goods stores	318	982	4 206	22	9	3	5	4	1	—	—	—	—	—	—	—									
451110	Sporting goods stores	318	982	4 206	22	9	3	5	4	1	—	—	—	—	—	—	—									
45112	Hobby, toy & game stores	181	415	1 977	8	2	2	1	2	1	—	—	—	—	—	—	—									
451120	Hobby, toy & game stores	181	415	1 977	8	2	2	1	2	1	—	—	—	—	—	—	—									
4512	Book, periodical & music stores	191	459	1 805	13	5	2	3	1	2	—	—	—	—	—	—	—									
45121	Book stores & news dealers	(C)	(D)	(D)	10	5	2	1	1	1	—	—	—	—	—	—	—									
451211	Book stores	110	268	999	8	3	2	1	1	1	—	—	—	—	—	—	—									
452	General merchandise stores	2 189	9 463	37 661	24	5	2	2	3	2	8	2	—	—	—	—	—									
4521	Department stores	1 670	5 846	23 917	10	—	—	—	1	1	6	2	—	—	—	—	—									
45211	Department stores	1 670	5 846	23 917	10	—	—	—	1	1	6	2	—	—	—	—	—									
452110	Department stores	1 670	5 846	23 917	10	—	—	—	1	1	6	2	—	—	—	—	—									
4529	Other general merchandise stores	519	3 617	13 744	14	5	2	2	2	1	2	—	—	—	—	—	—									
45291	Warehouse clubs & superstores	(C)	(D)	(D)	1	—	—	—	—	—	1	—	—	—	—	—	—									
45299	All other general merchandise stores	(E)	(D)	(D)	13	5	2	2	2	1	1	—	—	—	—	—	—									
453	Miscellaneous store retailers	602	1 685	7 294	86	43	25	9	9	—	—	—	—	—	—	—	—									
4532	Office supplies, stationery & gift stores	186	470	1 874	23	11	5	3	4	—	—	—	—	—	—	—	—									
45322	Gift, novelty & souvenir stores	129	210	915	20	11	4	3	2	—	—	—	—	—	—	—	—									
453220	Gift, novelty & souvenir stores	129	210	915	20	11	4	3	2	—	—	—	—	—	—	—	—									
4533	Used merchandise stores	126	342	1 397	12	7	1	1	3	—	—	—	—	—	—	—	—									
45331	Used merchandise stores	126	342	1 397	12	7	1	1	3	—	—	—	—	—	—	—	—									
453310	Used merchandise stores	126	342	1 397	12	7	1	1	3	—	—	—	—	—	—	—	—									
4539	Other miscellaneous store retailers	215	743	3 507	36	18	11	5	2	—	—	—	—	—	—	—	—									
45399	All other miscellaneous store retailers	101	367	1 806	23	13	7	3	—	—	—	—	—	—	—	—	—									
454	Nonstore retailers	1 316	6 617	26 297	32	24	1	2	4	—	—	—	—	—	—	—	1									
4541	Electronic shopping & mail-order houses	(G)	(D)	(D)	6	4	1	—	—	—	—	—	—	—	—	—	1									
45411	Electronic shopping & mail-order houses	(G)	(D)	(D)	6	4	1	—	—	—	—	—	—	—	—	—	1									
4543	Direct selling establishments	(C)	(D)	(D)	18	13	—	2	3	—	—	—	—	—	—	—	—									
<b>48-49</b>	<b>Transportation &amp; warehousing</b>	<b>2 194</b>	<b>14 997</b>	<b>60 965</b>	<b>179</b>	<b>114</b>	<b>16</b>	<b>25</b>	<b>18</b>	<b>3</b>	<b>1</b>	<b>2</b>	—	—	—	—	—									
484	Truck transportation	1 065	9 236	36 752	133	95	10	15	12	—	—	1	—	—	—	—	—									
4841	General freight trucking	840	7 749	29 342	82	56	6	10	9	—	—	1	—	—	—	—	—									
48411	General freight trucking, local	269	1 754	7 195	30	17	4	4	5	—	—	—	—	—	—	—	—									
484110	General freight trucking, local	269	1 754	7 195	30	17	4	4	5	—	—	—	—	—	—	—	—									
48412	General freight trucking, long-distance	571	5 995	22 147	52	39	2	6	4	—	—	1	—	—	—	—	—									
484121	General freight trucking, long-distance, TL	518	5 450	19 942	46	37	1	4	3	—	—	1	—	—	—	—	—									
4842	Specialized freight trucking	225	1 487	7 410	51	39	4	5	3	—	—	—	—	—	—	—	—									
48423	Specialized freight (exc used) trucking, LDist	120	1 065	4 936	17	12	—	2	3	—	—	—	—	—	—	—	—									
484230	Specialized freight (exc used) trucking, LDist	120	1 065	4 936	17	12	—	2	3	—	—	—	—	—	—	—	—									
485	Transit & ground passenger transportation	414	1 424	5 529	17	4	2	4	5	1	1	—	—	—	—	—	—									
4854	School & employee bus transportation	214	711	2 832	9	1	2	2	3	1	—	—	—	—	—	—	—									
48541	School & employee bus transportation	214	711	2 832	9	1	2	2	3	1	—	—	—	—	—	—	—									
485410	School & employee bus transportation	214	711	2 832	9	1	2	2	3	1	—	—	—	—	—	—	—									
4855	Charter bus industry	(C)	(D)	(D)	3	2	—	—	—	—	1	—	—	—	—	—	—									
48551	Charter bus industry	(C)	(D)	(D)	3	2	—	—	—	—	1	—	—	—	—	—	—									
488	Transportation support activities	(C)	(D)	(D)	14	8	2	2	1	1	—	—	—	—	—	—	—									
4885	Freight transportation arrangement	115	580	2 422	10	7	1	1	—	1	—	—	—	—	—	—	—									
48851	Freight transportation arrangement	115	580	2 422	10	7	1	1	—	1	—	—	—	—	—	—	—									
488510	Freight transportation arrangement	115	580	2 422	10	7	1	1	—	1	—	—	—	—	—	—	—									
492	Couriers & messengers	(F)	(D)	(D)	10	5	1	2	—	1	—	1	—	—	—	—	—									
4921	Couriers	(E)	(D)	(D)	4	1	—	1	—	1	—	1	—	—	—	—	—									
49211	Couriers	(E)	(D)	(D)	4	1	—	1	—	1	—	1	—	—	—	—	—									

See footnotes at end of table.

**Table 6. Counties—Employees, Payroll, and Establishments by Industry: 2001—Con.**

[Excludes most government employees, railroad employees, and self-employed persons. Size class 1 to 4 includes establishments with payroll, but no employees, during mid-March pay period. (D) denotes figures withheld to avoid disclosing data for individual companies; the data are included in broader industry totals. Detailed industries with 100 or more employees are shown if industry was not a (D). For explanation of terms, abbreviations, and data reliability/comparability, see introductory text]

NAICS code	Industry	Number of employees for week including March 12	Payroll (\$1,000)		Total number of establishments	Number of establishments by employment-size class								
			First quarter	Annual		1 to 4	5 to 9	10 to 19	20 to 49	50 to 99	100 to 249	250 to 499	500 to 999	1,000 or more
<b>STEARNs—Con.</b>														
<b>51</b>	<b>Information</b>	<b>1 165</b>	<b>8 537</b>	<b>32 745</b>	<b>54</b>	<b>19</b>	<b>8</b>	<b>12</b>	<b>10</b>	<b>3</b>	<b>2</b>	—	—	—
5111	Publishing industries	441	2 724	10 169	17	5	1	5	5	—	1	—	—	—
	Newspaper, periodical, book, database publishers	(E)	(D)	(D)	15	4	1	4	5	—	1	—	—	—
51111	Newspaper publishers	341	1 988	8 090	8	1	1	2	3	—	1	—	—	—
511110	Newspaper publishers	341	1 988	8 090	8	1	1	2	3	—	1	—	—	—
512	Motion picture & sound recording industries	(C)	(D)	(D)	6	1	—	2	3	—	—	—	—	—
5121	Motion picture & video industries	(C)	(D)	(D)	6	1	—	2	3	—	—	—	—	—
51213	Motion picture & video exhibition	(C)	(D)	(D)	5	1	—	1	3	—	—	—	—	—
513	Broadcasting & telecommunications	392	4 837	18 769	26	10	6	5	2	3	—	—	—	—
5133	Telecommunications	301	4 125	15 873	18	8	2	4	2	2	—	—	—	—
51331	Wired telecommunications carriers	266	3 869	14 907	12	5	—	3	2	2	—	—	—	—
513310	Wired telecommunications carriers	266	3 869	14 907	12	5	—	3	2	2	—	—	—	—
514	Information & data processing services	(C)	(D)	(D)	5	3	1	—	—	—	1	—	—	—
5141	Information services	(C)	(D)	(D)	3	2	—	—	—	—	1	—	—	—
51419	Other information services	(C)	(D)	(D)	3	2	—	—	—	—	1	—	—	—
<b>52</b>	<b>Finance &amp; insurance</b>	<b>2 492</b>	<b>22 735</b>	<b>91 962</b>	<b>257</b>	<b>155</b>	<b>43</b>	<b>29</b>	<b>20</b>	<b>6</b>	<b>3</b>	<b>1</b>	—	—
522	Credit intermediation & related activities	1 441	12 253	51 899	88	22	24	21	14	5	2	—	—	—
5221	Depository credit intermediation	1 049	8 433	34 107	56	10	14	16	10	5	1	—	—	—
52211	Commercial banking	825	6 596	26 624	43	5	11	15	8	3	1	—	—	—
522110	Commercial banking	825	6 596	26 624	43	5	11	15	8	3	1	—	—	—
52213	Credit unions	(C)	(D)	(D)	11	5	2	1	2	1	—	—	—	—
5222	Nondepository credit intermediation	311	3 074	13 706	22	9	6	3	3	—	1	—	—	—
52222	Sales financing	181	1 359	6 289	7	1	2	2	1	—	1	—	—	—
522220	Sales financing	181	1 359	6 289	7	1	2	2	1	—	1	—	—	—
52229	Other nondepository credit intermediation	130	1 715	7 417	15	8	4	1	2	—	—	—	—	—
523	Security, commodity contracts & like activity	538	6 479	22 692	36	28	1	2	3	—	1	1	—	—
5231	Scrtcy & comdty contracts intermed & brokerage	(E)	(D)	(D)	19	14	1	2	1	—	—	1	—	—
52312	Securities brokerage	311	4 138	14 893	17	13	1	1	1	—	—	1	—	—
523120	Securities brokerage	311	4 138	14 893	17	13	1	1	1	—	—	1	—	—
5239	Other financial investment activities	(C)	(D)	(D)	17	14	—	—	2	—	1	—	—	—
52399	All other financial investment activities	(C)	(D)	(D)	1	—	—	—	—	—	1	—	—	—
524	Insurance carriers & related activities	513	4 003	17 371	133	105	18	6	3	1	—	—	—	—
5241	Insurance carriers	186	1 938	8 286	21	13	3	2	2	1	—	—	—	—
52412	Other direct insurance carriers	136	1 324	6 125	14	9	2	1	1	1	—	—	—	—
5242	Agencies & other insurance related activities	327	2 065	9 085	112	92	15	4	1	—	—	—	—	—
52421	Insurance agencies & brokerages	310	1 938	8 207	104	85	14	4	1	—	—	—	—	—
524210	Insurance agencies & brokerages	310	1 938	8 207	104	85	14	4	1	—	—	—	—	—
<b>53</b>	<b>Real estate &amp; rental &amp; leasing</b>	<b>753</b>	<b>3 026</b>	<b>14 961</b>	<b>139</b>	<b>98</b>	<b>24</b>	<b>12</b>	<b>3</b>	<b>2</b>	—	—	—	—
531	Real estate	(F)	(D)	(D)	113	87	15	7	2	2	—	—	—	—
5311	Lessors of real estate	(C)	(D)	(D)	46	38	5	1	1	1	—	—	—	—
53112	Lessors of nonres bldg (exc minwarehouses)	132	391	1 802	11	8	1	—	1	1	—	—	—	—
531120	Lessors of nonres bldg (exc minwarehouses)	132	391	1 802	11	8	1	—	1	1	—	—	—	—
5312	Offices of real estate agents & brokers	121	624	3 546	35	26	6	3	—	—	—	—	—	—
53121	Offices of real estate agents & brokers	121	624	3 546	35	26	6	3	—	—	—	—	—	—
531210	Offices of real estate agents & brokers	121	624	3 546	35	26	6	3	—	—	—	—	—	—
5313	Activities related to real estate	(C)	(D)	(D)	32	23	4	3	1	1	—	—	—	—
53131	Real estate property managers	195	707	3 344	19	11	3	3	1	1	—	—	—	—
531311	Residential property managers	121	281	1 389	14	9	3	1	—	1	—	—	—	—
532	Rental & leasing services	(C)	(D)	(D)	25	11	8	5	1	—	—	—	—	—
5322	Consumer goods rental	110	252	1 231	13	3	5	5	—	—	—	—	—	—
<b>54</b>	<b>Professional, scientific &amp; technical services</b>	<b>1 852</b>	<b>14 860</b>	<b>68 778</b>	<b>261</b>	<b>160</b>	<b>46</b>	<b>35</b>	<b>12</b>	<b>8</b>	—	—	—	—
541	Professional, scientific & technical services	1 852	14 860	68 778	261	160	46	35	12	8	—	—	—	—
5411	Legal services	491	4 270	21 254	65	39	11	9	4	2	—	—	—	—
54111	Offices of lawyers	434	3 865	18 837	58	36	10	7	3	2	—	—	—	—
541110	Offices of lawyers	434	3 865	18 837	58	36	10	7	3	2	—	—	—	—
5412	Accounting, tax prep, bookkeep, payroll services	377	2 655	13 266	46	27	11	3	3	2	—	—	—	—
54121	Accounting, tax prep, bookkeep, payroll services	377	2 655	13 266	46	27	11	3	3	2	—	—	—	—
541211	Offices of certified public accountants	277	2 214	11 356	22	10	6	2	2	2	—	—	—	—
5413	Architectural, engineering & related services	196	2 289	11 065	33	23	5	3	1	1	—	—	—	—
54131	Architectural services	105	1 199	5 252	11	7	2	1	—	1	—	—	—	—
541310	Architectural services	105	1 199	5 252	11	7	2	1	—	1	—	—	—	—
5415	Computer systems design & related services	245	2 154	8 818	22	12	2	5	1	2	—	—	—	—
54151	Computer systems design & related services	245	2 154	8 818	22	12	2	5	1	2	—	—	—	—
541512	Computer systems design services	189	1 752	7 266	9	3	1	2	1	2	—	—	—	—
5418	Advertising & related services	181	1 448	5 584	21	9	5	5	2	—	—	—	—	—
54181	Advertising agencies	133	1 081	4 078	11	3	4	2	2	—	—	—	—	—
541810	Advertising agencies	133	1 081	4 078	11	3	4	2	2	—	—	—	—	—
5419	Oth professional, scientific, technical services	215	1 109	4 885	33	21	4	6	1	1	—	—	—	—
54194	Veterinary services	153	932	4 042	13	5	2	4	1	1	—	—	—	—
541940	Veterinary services	153	932	4 042	13	5	2	4	1	1	—	—	—	—

See footnotes at end of table.

**Table 6. Counties—Employees, Payroll, and Establishments by Industry: 2001—Con.**

[Excludes most government employees, railroad employees, and self-employed persons. Size class 1 to 4 includes establishments with payroll, but no employees, during mid-March pay period. (D) denotes figures withheld to avoid disclosing data for individual companies; the data are included in broader industry totals. Detailed industries with 100 or more employees are shown if industry was not a (D). For explanation of terms, abbreviations, and data reliability/comparability, see introductory text]

NAICS code	Industry	Number of employees for week including March 12	Payroll (\$1,000)		Total number of establishments	Number of establishments by employment-size class								
			First quarter	Annual		1 to 4	5 to 9	10 to 19	20 to 49	50 to 99	100 to 249	250 to 499	500 to 999	1,000 or more
<b>STEARNs—Con.</b>														
<b>55</b>	<b>Management of companies &amp; enterprises . . . . .</b>	<b>1 528</b>	<b>14 549</b>	<b>56 263</b>	<b>16</b>	<b>5</b>	<b>2</b>	<b>3</b>	<b>2</b>	<b>2</b>	<b>1</b>	—	—	<b>1</b>
551	Management of companies & enterprises . . . . .	1 528	14 549	56 263	16	5	2	3	2	2	1	—	—	1
5511	Management of companies & enterprises . . . . .	1 528	14 549	56 263	16	5	2	3	2	2	1	—	—	1
55111	Management of companies & enterprises . . . . .	1 528	14 549	56 263	16	5	2	3	2	2	1	—	—	1
551112	Offices of other holding companies . . . . .	314	3 523	14 173	3	1	—	—	—	1	1	—	—	—
551114	Corp, subsidiary & regional managing offices . . . . .	1 214	11 026	42 090	13	4	2	3	2	1	—	—	—	1
<b>56</b>	<b>Admin, support, waste mgt, remediation services . . . . .</b>	<b>3 252</b>	<b>10 048</b>	<b>44 683</b>	<b>150</b>	<b>84</b>	<b>28</b>	<b>16</b>	<b>8</b>	<b>4</b>	<b>7</b>	<b>3</b>	—	—
561	Administrative & support services . . . . .	3 179	9 598	42 731	139	80	23	15	7	4	7	3	—	—
5613	Employment services . . . . .	1 285	3 785	17 054	16	6	1	—	2	2	4	1	—	—
56132	Temporary help services . . . . .	1 249	3 669	16 520	13	5	—	—	1	2	4	1	—	—
561320	Temporary help services . . . . .	1 249	3 669	16 520	13	5	—	—	1	2	4	1	—	—
5614	Business support services . . . . .	1 010	2 348	9 497	20	11	2	3	—	1	1	2	—	—
56142	Telephone call centers . . . . .	948	2 105	8 508	5	—	—	1	—	1	1	2	—	—
5617	Services to buildings & dwellings . . . . .	493	1 404	7 151	59	40	11	6	—	—	2	—	—	—
56172	Janitorial services . . . . .	362	1 021	4 359	24	14	7	1	—	—	2	—	—	—
561720	Janitorial services . . . . .	362	1 021	4 359	24	14	7	1	—	—	2	—	—	—
56173	Landscaping services . . . . .	106	286	2 046	25	19	2	4	—	—	—	—	—	—
561730	Landscaping services . . . . .	106	286	2 046	25	19	2	4	—	—	—	—	—	—
5619	Other support services . . . . .	139	924	3 856	9	3	2	2	1	1	—	—	—	—
56199	All other support services . . . . .	(C)	(D)	(D)	8	3	2	1	1	1	—	—	—	—
<b>61</b>	<b>Educational services . . . . .</b>	<b>2 698</b>	<b>11 398</b>	<b>49 664</b>	<b>33</b>	<b>8</b>	<b>8</b>	<b>5</b>	<b>7</b>	<b>1</b>	<b>2</b>	<b>1</b>	—	<b>1</b>
611	Educational services . . . . .	2 698	11 398	49 664	33	8	8	5	7	1	2	1	—	1
6111	Elementary & secondary schools . . . . .	576	1 970	7 971	13	1	2	1	6	1	2	—	—	—
61111	Elementary & secondary schools . . . . .	576	1 970	7 971	13	1	2	1	6	1	2	—	—	—
611110	Elementary & secondary schools . . . . .	576	1 970	7 971	13	1	2	1	6	1	2	—	—	—
6113	Colleges, universities & professional schools . . . . .	(G)	(D)	(D)	2	—	—	—	—	—	—	1	—	1
61131	Colleges, universities & professional schools . . . . .	(G)	(D)	(D)	2	—	—	—	—	—	—	1	—	1
<b>62</b>	<b>Health care and social assistance . . . . .</b>	<b>11 161</b>	<b>84 413</b>	<b>384 217</b>	<b>350</b>	<b>130</b>	<b>87</b>	<b>58</b>	<b>39</b>	<b>16</b>	<b>15</b>	<b>3</b>	<b>1</b>	<b>1</b>
621	Ambulatory health care services . . . . .	3 380	35 820	171 472	195	72	55	33	20	8	6	1	—	—
6211	Offices of physicians . . . . .	1 746	24 475	118 537	49	14	8	9	10	3	4	1	—	—
62111	Offices of physicians . . . . .	1 746	24 475	118 537	49	14	8	9	10	3	4	1	—	—
621111	Offices of physicians (exc mental health) . . . . .	1 727	24 250	117 367	45	12	7	8	10	3	4	1	—	—
6212	Offices of dentists . . . . .	457	4 164	20 836	57	21	19	13	4	—	—	—	—	—
62121	Offices of dentists . . . . .	457	4 164	20 836	57	21	19	13	4	—	—	—	—	—
621210	Offices of dentists . . . . .	457	4 164	20 836	57	21	19	13	4	—	—	—	—	—
6213	Offices of other health practitioners . . . . .	(E)	(D)	(D)	65	32	26	4	3	—	—	—	—	—
62131	Offices of chiropractors . . . . .	155	901	4 147	31	14	15	2	—	—	—	—	—	—
621310	Offices of chiropractors . . . . .	155	901	4 147	31	14	15	2	—	—	—	—	—	—
6214	Outpatient care centers . . . . .	(C)	(D)	(D)	7	4	—	1	—	1	—	—	—	—
62149	Other outpatient care centers . . . . .	(C)	(D)	(D)	3	1	—	—	1	—	1	—	—	—
6216	Home health care services . . . . .	448	1 374	6 340	9	—	1	3	—	4	1	—	—	—
62161	Home health care services . . . . .	448	1 374	6 340	9	—	1	3	—	4	1	—	—	—
621610	Home health care services . . . . .	448	1 374	6 340	9	—	1	3	—	4	1	—	—	—
622	Hospitals . . . . .	(H)	(D)	(D)	7	—	—	—	—	1	3	1	1	1
6221	General medical & surgical hospitals . . . . .	4 060	28 248	130 759	6	—	—	—	—	1	3	1	—	1
62211	General medical & surgical hospitals . . . . .	4 060	28 248	130 759	6	—	—	—	—	1	3	1	—	1
622110	General medical & surgical hospitals . . . . .	4 060	28 248	130 759	6	—	—	—	—	1	3	1	—	1
6222	Psychiatric & substance abuse hospitals . . . . .	(F)	(D)	(D)	1	—	—	—	—	—	—	—	1	—
62221	Psychiatric & substance abuse hospitals . . . . .	(F)	(D)	(D)	1	—	—	—	—	—	—	—	1	—
623	Nursing & residential care facilities . . . . .	(G)	(D)	(D)	61	17	19	13	6	3	3	—	—	—
6231	Nursing care facilities . . . . .	450	1 913	7 748	6	—	1	1	—	2	2	—	—	—
62311	Nursing care facilities . . . . .	450	1 913	7 748	6	—	1	1	—	2	2	—	—	—
623110	Nursing care facilities . . . . .	450	1 913	7 748	6	—	1	1	—	2	2	—	—	—
6232	Residential mental retardation, health facil . . . . .	(E)	(D)	(D)	45	16	16	10	3	—	—	—	—	—
62321	Residential mental retardation facilities . . . . .	345	1 181	5 143	42	14	16	9	3	—	—	—	—	—
623210	Residential mental retardation facilities . . . . .	345	1 181	5 143	42	14	16	9	3	—	—	—	—	—
6233	Community care facilities for the elderly . . . . .	(C)	(D)	(D)	6	1	1	1	3	—	—	—	—	—
62331	Community care facilities for the elderly . . . . .	(C)	(D)	(D)	6	1	1	1	3	—	—	—	—	—
6239	Other residential care facilities . . . . .	(C)	(D)	(D)	4	—	1	1	—	1	1	—	—	—
62399	Other residential care facilities . . . . .	(C)	(D)	(D)	4	—	1	1	—	1	1	—	—	—
<b>624</b>	<b>Social assistance . . . . .</b>	<b>1 659</b>	<b>5 868</b>	<b>23 588</b>	<b>87</b>	<b>41</b>	<b>13</b>	<b>12</b>	<b>13</b>	<b>4</b>	<b>3</b>	<b>1</b>	—	—
6241	Individual & family services . . . . .	701	3 416	13 849	33	15	5	4	5	3	1	—	—	—
62412	Services for elderly & disabled persons . . . . .	410	1 530	6 605	11	4	1	2	2	1	1	—	—	—
624120	Services for elderly & disabled persons . . . . .	410	1 530	6 605	11	4	1	2	2	1	1	—	—	—
62419	Other individual & family services . . . . .	254	1 614	6 221	15	7	3	—	3	2	—	—	—	—
624190	Other individual & family services . . . . .	254	1 614	6 221	15	7	3	—	3	2	—	—	—	—
6242	Community, emergency & other relief services . . . . .	168	563	2 216	7	3	1	—	2	—	1	—	—	—
62421	Community food services . . . . .	(C)	(D)	(D)	3	1	—	—	1	—	1	—	—	—
6243	Vocational rehabilitation services . . . . .	452	765	2 944	6	2	1	—	—	1	1	1	—	—
62431	Vocational rehabilitation services . . . . .	452	765	2 944	6	2	1	—	—	1	1	1	—	—
624310	Vocational rehabilitation services . . . . .	452	765	2 944	6	2	1	—	—	1	1	1	—	—
6244	Child day care services . . . . .	338	1 124	4 579	41	21	6	8	6	—	—	—	—	—
62441	Child day care services . . . . .	338	1 124	4 579	41	21	6	8	6	—	—	—	—	—
624410	Child day care services . . . . .	338	1 124	4 579	41	21	6	8	6	—	—	—	—	—

See footnotes at end of table.

**Table 6. Counties—Employees, Payroll, and Establishments by Industry: 2001—Con.**

[Excludes most government employees, railroad employees, and self-employed persons. Size class 1 to 4 includes establishments with payroll, but no employees, during mid-March pay period. (D) denotes figures withheld to avoid disclosing data for individual companies; the data are included in broader industry totals. Detailed industries with 100 or more employees are shown if industry was not a (D). For explanation of terms, abbreviations, and data reliability/comparability, see introductory text]

NAICS code	Industry	Number of employees for week including March 12	Payroll (\$1,000)		Total number of establishments	Number of establishments by employment-size class									
			First quarter	Annual		1 to 4	5 to 9	10 to 19	20 to 49	50 to 99	100 to 249	250 to 499	500 to 999	1,000 or more	
<b>STEARNS—Con.</b>															
<b>71</b>	<b>Arts, entertainment &amp; recreation</b>	<b>834</b>	<b>1 974</b>	<b>9 366</b>	<b>90</b>	<b>55</b>	<b>15</b>	<b>7</b>	<b>11</b>	<b>1</b>	<b>1</b>				
713	Amusement, gambling & recreation industries	778	1 653	7 685	71	40	12	6	11	1	1				
7139	Other amusement & recreation industries	(F)	(D)	(D)	69	39	12	6	10	1	1				
71394	Fitness & recreational sports centers	349	472	2 046	28	15	4	3	5		1				
71395	Fitness & recreational sports centers	349	472	2 046	28	15	4	3	5		1				
713950	Bowling centers	127	264	884	9	3	1	1	4						
71399	Bowling centers	127	264	884	9	3	1	1	4						
713990	All other amusement & recreation industries	105	323	1 619	16	9	4	2	1						
	All other amusement & recreation industries	105	323	1 619	16	9	4	2	1						
<b>72</b>	<b>Accommodation &amp; food services</b>	<b>6 417</b>	<b>13 358</b>	<b>55 367</b>	<b>310</b>	<b>103</b>	<b>49</b>	<b>55</b>	<b>65</b>	<b>33</b>	<b>3</b>	<b>2</b>			
721	Accommodation	875	2 120	8 615	44	15	3	11	13	1	1				
7211	Traveler accommodation	856	2 078	8 342	36	9	2	10	13	1	1				
72111	Hotels (exc casino hotels) & motels	856	2 078	8 342	36	9	2	10	13	1	1				
721110	Hotels (exc casino hotels) & motels	856	2 078	8 342	36	9	2	10	13	1	1				
722	Food services & drinking places	5 542	11 238	46 752	266	88	46	44	52	32	2	2			
7221	Full-service restaurants	2 828	6 033	24 884	98	26	14	14	22	19	2	1			
72211	Full-service restaurants	2 828	6 033	24 884	98	26	14	14	22	19	2	1			
722110	Full-service restaurants	2 828	6 033	24 884	98	26	14	14	22	19	2	1			
7222	Limited-service eating places	1 773	3 458	14 951	86	19	15	16	25	11					
72221	Limited-service eating places	1 773	3 458	14 951	86	19	15	16	25	11					
722211	Limited-service restaurants	1 442	2 902	12 367	68	13	12	13	22	8					
722213	Snack & nonalcoholic beverage bars	331	556	2 584	18	6	3	3	3	3					
7223	Special food services	403	695	2 306	17	10	4	1	1						
72231	Food service contractors	385	660	2 198	9	3	3	1	1						
722310	Food service contractors	385	660	2 198	9	3	3	1	1						
7224	Drinking places (alcoholic beverages)	538	1 052	4 611	65	33	13	13	4	2					
72241	Drinking places (alcoholic beverages)	538	1 052	4 611	65	33	13	13	4	2					
722410	Drinking places (alcoholic beverages)	538	1 052	4 611	65	33	13	13	4	2					
<b>81</b>	<b>Other services (except public administration)</b>	<b>3 472</b>	<b>14 112</b>	<b>59 505</b>	<b>477</b>	<b>265</b>	<b>114</b>	<b>62</b>	<b>29</b>	<b>5</b>	<b>2</b>				
811	Repair & maintenance	642	4 173	18 257	156	103	38	13	2						
8111	Automotive repair & maintenance	467	2 995	13 320	115	75	30	9	1						
81111	Automotive mechanical & electrical R&M	255	1 472	6 269	68	44	20	4							
811111	General automotive repair	209	1 166	4 960	55	34	18	3							
81112	Automotive body, paint, interior & glass repair	170	1 379	6 361	37	24	9	3	1						
811121	Automotive body, paint & interior R&M	131	1 051	4 606	29	20	6	2	1						
812	Personal & laundry services	841	3 782	16 143	100	51	25	17	5	1	1				
8121	Personal care services	380	1 330	5 667	55	30	11	3							
81211	Hair, nail & skin care services	314	1 190	4 916	43	23	8	9	3						
812112	Beauty salons	303	1 156	4 748	38	19	7	9	3						
8123	Drycleaning & laundry services	300	1 665	6 781	15	5	4	4		1	1				
81233	Linen & uniform supply	(C)	(D)	(D)	2					1	1				
813	Religious, grantmaking, civic, prof & like organizations	1 989	6 157	25 105	221	111	51	32	22	4	1				
8131	Religious organizations	973	3 255	13 252	99	41	29	20	6	2	1				
81311	Religious organizations	973	3 255	13 252	99	41	29	20	6	2	1				
813110	Religious organizations	973	3 255	13 252	99	41	29	20	6	2	1				
8132	Grantmaking & giving services	(C)	(D)	(D)	11	6	2	1	1	1					
81321	Grantmaking & giving services	(C)	(D)	(D)	11	6	2	1	1	1					
8134	Civic & social organizations	490	1 071	4 486	61	34	10	9	8						
81341	Civic & social organizations	490	1 071	4 486	61	34	10	9	8						
813410	Civic & social organizations	490	1 071	4 486	61	34	10	9	8						
8139	Business, labor, political, like organizations	339	1 195	4 432	43	27	8	1	6	1					
81391	Business associations	172	979	3 905	18	11	3		3	1					
813910	Business associations	172	979	3 905	18	11	3		3	1					
81393	Labor unions & similar labor organizations	122	103	432	13	6	4	1	2						
813930	Labor unions & similar labor organizations	122	103	432	13	6	4	1	2						
<b>95</b>	<b>Auxiliaries (exc corporate, subsidiary &amp; regional mgt)</b>	<b>(B)</b>	<b>(D)</b>	<b>(D)</b>	<b>2</b>			<b>1</b>	<b>1</b>						
<b>99</b>	<b>Unclassified establishments</b>	<b>50</b>	<b>146</b>	<b>632</b>	<b>41</b>	<b>36</b>	<b>5</b>								
<b>STEELE</b>															
	<b>Total</b>	<b>19 021</b>	<b>152 012</b>	<b>602 892</b>	<b>967</b>	<b>489</b>	<b>200</b>	<b>140</b>	<b>90</b>	<b>21</b>	<b>14</b>	<b>8</b>	<b>3</b>	<b>2</b>	
<b>11</b>	<b>Forestry, fishing, hunting, and agriculture support</b>	<b>(A)</b>	<b>(D)</b>	<b>(D)</b>	<b>4</b>	<b>4</b>									
<b>22</b>	<b>Utilities</b>	<b>(B)</b>	<b>(D)</b>	<b>(D)</b>	<b>1</b>				<b>1</b>						
<b>23</b>	<b>Construction</b>	<b>686</b>	<b>5 538</b>	<b>33 739</b>	<b>112</b>	<b>77</b>	<b>15</b>	<b>8</b>	<b>11</b>	<b>1</b>					
233	Building, developing & general contracting	124	976	5 611	40	33	4	1	2						
234	Heavy construction	139	1 237	11 533	9	5	1	1	1	1					
235	Special trade contractors	423	3 325	16 595	63	39	10	6	8						
2351	Plumbing, heating & AC contractor	125	1 135	4 708	12	3	5	2	2						
23511	Plumbing, heating & AC contractor	125	1 135	4 708	12	3	5	2	2						
235110	Plumbing, heating & AC contractor	125	1 135	4 708	12	3	5	2	2						
2353	Electrical contractors	142	1 376	7 271	12	5	2	2	3						
23531	Electrical contractors	142	1 376	7 271	12	5	2	2	3						
235310	Electrical contractors	142	1 376	7 271	12	5	2	2	3						

See footnotes at end of table.

**Table 6. Counties—Employees, Payroll, and Establishments by Industry: 2001—Con.**

[Excludes most government employees, railroad employees, and self-employed persons. Size class 1 to 4 includes establishments with payroll, but no employees, during mid-March pay period. (D) denotes figures withheld to avoid disclosing data for individual companies; the data are included in broader industry totals. Detailed industries with 100 or more employees are shown if industry was not a (D). For explanation of terms, abbreviations, and data reliability/comparability, see introductory text]

NAICS code	Industry	Number of employees for week including March 12	Payroll (\$1,000)		Total number of establishments	Number of establishments by employment-size class								
			First quarter	Annual		1 to 4	5 to 9	10 to 19	20 to 49	50 to 99	100 to 249	250 to 499	500 to 999	1,000 or more
<b>STEELE—Con.</b>														
<b>31-33</b>	<b>Manufacturing</b>	<b>6 612</b>	<b>62 252</b>	<b>243 384</b>	<b>72</b>	<b>21</b>	<b>13</b>	<b>8</b>	<b>11</b>	<b>5</b>	<b>7</b>	<b>3</b>	<b>3</b>	<b>1</b>
311	Food mfg	(E)	(D)	(D)	7	3	1	1	—	—	2	—	—	—
3114	Fruit & veg preserving & specialty food mfg	(C)	(D)	(D)	1	—	—	—	—	—	1	—	—	—
31142	Fruit & veg canning, pickling & drying	(C)	(D)	(D)	1	—	—	—	—	—	1	—	—	—
3116	Animal slaughtering & processing	(C)	(D)	(D)	1	—	—	—	—	—	1	—	—	—
31161	Animal slaughtering & processing	(C)	(D)	(D)	1	—	—	—	—	—	1	—	—	—
323	Printing & related support activities	261	2 105	8 565	7	2	2	—	2	—	1	—	—	—
3231	Printing & related support activities	261	2 105	8 565	7	2	2	—	2	—	1	—	—	—
32311	Printing	261	2 105	8 565	7	2	2	—	2	—	1	—	—	—
326	Plastics & rubber products mfg	108	648	2 122	5	1	1	—	3	—	—	—	—	—
3261	Plastics product mfg	108	648	2 122	5	1	1	—	3	—	—	—	—	—
327	Nonmetallic mineral product mfg	(G)	(D)	(D)	4	1	—	1	—	—	—	1	—	1
3272	Glass & glass product mfg	(G)	(D)	(D)	2	—	—	—	—	—	—	1	—	1
32721	Glass & glass product mfg	(G)	(D)	(D)	2	—	—	—	—	—	—	1	—	1
332	Fabricated metal product mfg	1 130	8 165	34 435	12	3	2	3	2	—	1	—	1	—
3324	Boiler, tank & shipping container mfg	(C)	(D)	(D)	2	—	1	—	—	—	1	—	—	—
33243	Light gauge metal container mfg	(C)	(D)	(D)	1	—	—	—	—	—	1	—	—	—
3325	Hardware mfg	(F)	(D)	(D)	1	—	—	—	—	—	—	—	1	—
33251	Hardware mfg	(F)	(D)	(D)	1	—	—	—	—	—	—	—	1	—
333	Machinery mfg	1 933	21 774	81 233	10	—	1	1	—	3	3	1	1	—
3331	Ag, construction & mining machinery mfg	(E)	(D)	(D)	3	—	—	—	—	2	1	—	—	—
33312	Construction machinery mfg	(C)	(D)	(D)	2	—	—	—	—	1	1	—	—	—
3339	Other general purpose machinery mfg	(G)	(D)	(D)	6	—	1	—	—	1	2	1	1	—
33399	All other general purpose machinery mfg	(G)	(D)	(D)	5	—	—	—	—	1	2	1	1	—
337	Furniture & related product mfg	(F)	(D)	(D)	5	1	—	1	1	1	—	—	1	—
3371	HH & institutional furniture & kitchen cabinet mfg	(F)	(D)	(D)	5	1	—	1	1	1	—	—	1	—
33712	Household & institutional furniture mfg	(F)	(D)	(D)	2	—	—	—	—	1	—	—	1	—
339	Miscellaneous mfg	337	2 732	10 734	7	3	1	—	2	—	—	1	—	—
3399	Other miscellaneous mfg	337	2 732	10 734	7	3	1	—	2	—	—	1	—	—
33992	Sporting & athletic goods mfg	(E)	(D)	(D)	3	—	1	—	1	—	—	1	—	—
<b>42</b>	<b>Wholesale trade</b>	<b>564</b>	<b>4 727</b>	<b>20 390</b>	<b>60</b>	<b>28</b>	<b>14</b>	<b>11</b>	<b>6</b>	<b>1</b>	<b>—</b>	<b>—</b>	<b>—</b>	<b>—</b>
421	Wholesale trade, durable goods	389	3 530	14 784	40	19	10	6	4	1	—	—	—	—
4219	Miscellaneous durable goods whse	108	1 198	4 219	5	1	1	1	2	—	—	—	—	—
422	Wholesale trade, nondurable goods	175	1 197	5 606	20	9	4	5	2	—	—	—	—	—
<b>44-45</b>	<b>Retail trade</b>	<b>2 803</b>	<b>10 777</b>	<b>45 177</b>	<b>193</b>	<b>76</b>	<b>57</b>	<b>44</b>	<b>10</b>	<b>1</b>	<b>3</b>	<b>2</b>	<b>—</b>	<b>—</b>
441	Motor vehicle & parts dealers	283	1 670	7 592	25	8	8	7	1	1	—	—	—	—
4411	Automobile dealers	153	961	4 763	9	2	4	1	1	1	—	—	—	—
44111	New car dealers	131	850	4 285	5	1	1	1	1	1	—	—	—	—
441110	New car dealers	131	850	4 285	5	1	1	1	1	1	—	—	—	—
4413	Automotive parts, accessories & tire stores	100	587	2 392	11	4	2	5	—	—	—	—	—	—
442	Furniture & home furnishing stores	119	407	1 631	13	2	7	3	1	—	—	—	—	—
4422	Home furnishings stores	(C)	(D)	(D)	11	1	6	3	1	—	—	—	—	—
444	Bldg material & garden equip & supp dealers	163	702	3 335	22	11	6	3	2	—	—	—	—	—
4441	Building material & supplies dealers	123	444	2 051	13	6	3	2	2	—	—	—	—	—
445	Food & beverage stores	498	1 584	6 704	16	5	3	6	—	—	2	—	—	—
4451	Grocery stores	393	1 311	5 413	5	2	1	—	—	—	2	—	—	—
44511	Grocery (except convenience) stores	(E)	(D)	(D)	3	—	1	—	—	—	2	—	—	—
447	Gasoline stations	223	680	2 877	21	6	5	8	2	—	—	—	—	—
4471	Gasoline stations	223	680	2 877	21	6	5	8	2	—	—	—	—	—
44711	Gasoline stations with convenience stores	185	559	2 368	16	3	5	6	2	—	—	—	—	—
447110	Gasoline stations with convenience stores	185	559	2 368	16	3	5	6	2	—	—	—	—	—
448	Clothing & clothing accessories stores	295	746	3 057	38	11	13	13	1	—	—	—	—	—
4481	Clothing stores	193	448	1 870	24	5	9	10	—	—	—	—	—	—
451	Sporting goods, hobby, book & music stores	474	2 165	7 598	13	9	2	1	—	—	—	1	—	—
4511	Sporting goods, hobby, musical instrument stores	(E)	(D)	(D)	11	7	2	1	—	—	—	1	—	—
45111	Sporting goods stores	453	2 120	7 418	8	6	—	1	—	—	—	1	—	—
451110	Sporting goods stores	453	2 120	7 418	8	6	—	1	—	—	—	1	—	—
452	General merchandise stores	(E)	(D)	(D)	5	2	1	—	—	—	1	1	—	—
4521	Department stores	(E)	(D)	(D)	2	—	—	—	—	—	1	1	—	—
45211	Department stores	(E)	(D)	(D)	2	—	—	—	—	—	1	1	—	—
454	Nonstore retailers	109	758	3 201	9	4	1	2	2	—	—	—	—	—
4543	Direct selling establishments	(C)	(D)	(D)	6	2	—	2	2	—	—	—	—	—
<b>48-49</b>	<b>Transportation &amp; warehousing</b>	<b>411</b>	<b>3 101</b>	<b>13 223</b>	<b>30</b>	<b>15</b>	<b>2</b>	<b>7</b>	<b>5</b>	<b>1</b>	<b>—</b>	<b>—</b>	<b>—</b>	<b>—</b>
484	Truck transportation	232	2 293	9 124	22	14	—	4	4	—	—	—	—	—
4841	General freight trucking	201	2 089	8 255	15	8	—	3	4	—	—	—	—	—
48412	General freight trucking, long-distance	197	2 063	8 124	12	5	—	3	4	—	—	—	—	—
484122	General freight trucking, long-distance, LTL	110	1 307	5 078	3	—	—	—	3	—	—	—	—	—
485	Transit & ground passenger transportation	116	385	1 494	3	—	—	—	2	—	1	—	—	—
4854	School & employee bus transportation	(C)	(D)	(D)	2	—	—	—	—	—	1	—	—	—
48541	School & employee bus transportation	(C)	(D)	(D)	2	—	—	—	—	—	1	—	—	—

See footnotes at end of table.



**Table 6. Counties—Employees, Payroll, and Establishments by Industry: 2001—Con.**

[Excludes most government employees, railroad employees, and self-employed persons. Size class 1 to 4 includes establishments with payroll, but no employees, during mid-March pay period. (D) denotes figures withheld to avoid disclosing data for individual companies; the data are included in broader industry totals. Detailed industries with 100 or more employees are shown if industry was not a (D). For explanation of terms, abbreviations, and data reliability/comparability, see introductory text]

NAICS code	Industry	Number of employees for week including March 12	Payroll (\$1,000)		Total number of establishments	Number of establishments by employment-size class								
			First quarter	Annual		1 to 4	5 to 9	10 to 19	20 to 49	50 to 99	100 to 249	250 to 499	500 to 999	1,000 or more
<b>STEELE—Con.</b>														
<b>51</b>	<b>Information</b>	<b>210</b>	<b>1 950</b>	<b>7 614</b>	<b>17</b>	<b>7</b>	<b>2</b>	<b>7</b>		<b>1</b>				
513	Broadcasting & telecommunications	187	1 896	7 395	14	5	2	6		1				
5133	Telecommunications	(C)	(D)	(D)	9	5	1	2		1				
51331	Wired telecommunications carriers	120	1 285	5 218	8	4	1	2		1				
513310	Wired telecommunications carriers	120	1 285	5 218	8	4	1	2		1				
<b>52</b>	<b>Finance &amp; insurance</b>	<b>2 445</b>	<b>35 904</b>	<b>132 216</b>	<b>58</b>	<b>39</b>	<b>10</b>	<b>4</b>	<b>4</b>					<b>1</b>
522	Credit intermediation & related activities	(C)	(D)	(D)	18	5	6	3	4					
5221	Depository credit intermediation	(C)	(D)	(D)	14	2	5	3	4					
52211	Commercial banking	(C)	(D)	(D)	10		4	3	3					
524	Insurance carriers & related activities	(G)	(D)	(D)	29	23	4	1						1
5241	Insurance carriers	(G)	(D)	(D)	6	5								1
52412	Other direct insurance carriers	(G)	(D)	(D)	3	2								1
<b>53</b>	<b>Real estate &amp; rental &amp; leasing</b>	<b>126</b>	<b>429</b>	<b>2 293</b>	<b>18</b>	<b>15</b>	<b>2</b>			<b>1</b>				
531	Real estate	(C)	(D)	(D)	16	14	1			1				
<b>54</b>	<b>Professional, scientific &amp; technical services</b>	<b>164</b>	<b>1 046</b>	<b>4 607</b>	<b>57</b>	<b>43</b>	<b>13</b>	<b>1</b>						
541	Professional, scientific & technical services	164	1 046	4 607	57	43	13	1						
<b>55</b>	<b>Management of companies &amp; enterprises</b>	<b>(E)</b>	<b>(D)</b>	<b>(D)</b>	<b>3</b>	<b>1</b>			<b>1</b>			<b>1</b>		
551	Management of companies & enterprises	(E)	(D)	(D)	3	1			1			1		
5511	Management of companies & enterprises	(E)	(D)	(D)	3	1			1			1		
55111	Management of companies & enterprises	(E)	(D)	(D)	3	1			1			1		
<b>56</b>	<b>Admin, support, waste mgt, remediation services</b>	<b>889</b>	<b>3 967</b>	<b>16 580</b>	<b>45</b>	<b>24</b>	<b>5</b>	<b>6</b>	<b>5</b>	<b>3</b>	<b>2</b>			
561	Administrative & support services	(F)	(D)	(D)	43	22	5	6	5	3	2			
5613	Employment services	541	2 677	11 453	8	1	1	2		2	2			
56132	Temporary help services	(F)	(D)	(D)	7		1	2		2	2			
5617	Services to buildings & dwellings	214	766	3 017	19	13		1	4	1				
56172	Janitorial services	(C)	(D)	(D)	9	5		1	3					
<b>61</b>	<b>Educational services</b>	<b>146</b>	<b>538</b>	<b>2 159</b>	<b>7</b>	<b>3</b>		<b>2</b>		<b>2</b>				
611	Educational services	146	538	2 159	7	3		2		2				
<b>62</b>	<b>Health care and social assistance</b>	<b>1 612</b>	<b>10 500</b>	<b>44 309</b>	<b>97</b>	<b>33</b>	<b>36</b>	<b>15</b>	<b>8</b>	<b>1</b>	<b>2</b>	<b>2</b>		
621	Ambulatory health care services	599	5 535	23 107	37	10	16	8	1	1		1		
6211	Offices of physicians	(E)	(D)	(D)	2		1					1		
62111	Offices of physicians	(E)	(D)	(D)	2		1					1		
6212	Offices of dentists	153	1 095	4 692	17	4	6	6	1					
62121	Offices of dentists	153	1 095	4 692	17	4	6	6	1					
621210	Offices of dentists	153	1 095	4 692	17	4	6	6	1					
622	Hospitals	(E)	(D)	(D)	1							1		
6221	General medical & surgical hospitals	(E)	(D)	(D)	1							1		
62211	General medical & surgical hospitals	(E)	(D)	(D)	1							1		
623	Nursing & residential care facilities	549	2 302	9 414	31	4	15	7	3		2			
6231	Nursing care facilities	244	1 020	3 952	3			1			2			
62311	Nursing care facilities	244	1 020	3 952	3			1			2			
623110	Nursing care facilities	244	1 020	3 952	3			1			2			
6232	Residential mental retardation, health facil	224	1 007	4 361	24	4	15	3	2					
62321	Residential mental retardation facilities	143	712	2 998	15	4	7	2	2					
623210	Residential mental retardation facilities	143	712	2 998	15	4	7	2	2					
624	Social assistance	(C)	(D)	(D)	28	19	5		4					
<b>71</b>	<b>Arts, entertainment &amp; recreation</b>	<b>125</b>	<b>252</b>	<b>1 319</b>	<b>12</b>	<b>7</b>	<b>2</b>		<b>3</b>					
<b>72</b>	<b>Accommodation &amp; food services</b>	<b>962</b>	<b>1 867</b>	<b>7 793</b>	<b>62</b>	<b>24</b>	<b>7</b>	<b>10</b>	<b>18</b>	<b>3</b>				
721	Accommodation	128	255	1 017	9	3	2	1	2	1				
7211	Traveler accommodation	(C)	(D)	(D)	6	2	1		2	1				
72111	Hotels (exc casino hotels) & motels	(C)	(D)	(D)	6	2	1		2	1				
722	Food services & drinking places	834	1 612	6 776	53	21	5	9	16	2				
7221	Full-service restaurants	331	715	2 977	21	11	2	1	5	2				
72211	Full-service restaurants	331	715	2 977	21	11	2	1	5	2				
722110	Full-service restaurants	331	715	2 977	21	11	2	1	5	2				
7222	Limited-service eating places	470	854	3 573	24	4	3	6	11					
72221	Limited-service eating places	470	854	3 573	24	4	3	6	11					
<b>81</b>	<b>Other services (except public administration)</b>	<b>749</b>	<b>2 609</b>	<b>10 654</b>	<b>107</b>	<b>60</b>	<b>22</b>	<b>17</b>	<b>7</b>	<b>1</b>				
811	Repair & maintenance	143	717	2 931	32	21	7	3	1					
8111	Automotive repair & maintenance	128	655	2 612	25	15	6	3	1					
812	Personal & laundry services	142	673	2 881	28	18	6	3	1					
813	Religious, grantmaking, civic, prof & like organizations	464	1 219	4 842	47	21	9	11	5	1				
8131	Religious organizations	247	627	2 569	29	13	6	8	2					
81311	Religious organizations	247	627	2 569	29	13	6	8	2					
813110	Religious organizations	247	627	2 569	29	13	6	8	2					
8134	Civic & social organizations	149	284	1 151	6		1	2	2	1				
81341	Civic & social organizations	149	284	1 151	6		1	2	2	1				
813410	Civic & social organizations	149	284	1 151	6		1	2	2	1				
<b>99</b>	<b>Unclassified establishments</b>	<b>(A)</b>	<b>(D)</b>	<b>(D)</b>	<b>12</b>	<b>12</b>								

See footnotes at end of table.

**Table 6. Counties—Employees, Payroll, and Establishments by Industry: 2001—Con.**

[Excludes most government employees, railroad employees, and self-employed persons. Size class 1 to 4 includes establishments with payroll, but no employees, during mid-March pay period. (D) denotes figures withheld to avoid disclosing data for individual companies; the data are included in broader industry totals. Detailed industries with 100 or more employees are shown if industry was not a (D). For explanation of terms, abbreviations, and data reliability/comparability, see introductory text]

NAICS code	Industry	Number of employees for week including March 12	Payroll (\$1,000)		Total number of establishments	Number of establishments by employment-size class									
			First quarter	Annual		1 to 4	5 to 9	10 to 19	20 to 49	50 to 99	100 to 249	250 to 499	500 to 999	1,000 or more	
<b>STEVENS</b>															
	<b>Total</b> .....	<b>3 740</b>	<b>18 638</b>	<b>85 401</b>	<b>346</b>	<b>203</b>	<b>57</b>	<b>50</b>	<b>24</b>	<b>6</b>	<b>4</b>	<b>2</b>	-	-	
11	Forestry, fishing, hunting, and agriculture support .....	(A)	(D)	(D)	3	1	2	-	-	-	-	-	-	-	
21	Mining .....	(A)	(D)	(D)	2	2	-	-	-	-	-	-	-	-	
22	Utilities .....	(B)	(D)	(D)	1	-	-	-	1	-	-	-	-	-	
23	Construction .....	162	859	10 241	48	37	8	2	1	-	-	-	-	-	
31-33	Manufacturing .....	278	2 792	12 518	11	5	1	2	2	-	1	-	-	-	
333	Machinery mfg .....	(C)	(D)	(D)	1	-	-	-	-	-	1	-	-	-	
3339	Other general purpose machinery mfg .....	(C)	(D)	(D)	1	-	-	-	-	-	1	-	-	-	
33392	Material handling equipment mfg .....	(C)	(D)	(D)	1	-	-	-	-	-	1	-	-	-	
42	Wholesale trade .....	299	2 309	7 656	21	11	2	5	2	-	1	-	-	-	
421	Wholesale trade, durable goods .....	172	1 544	4 538	9	6	-	2	-	-	1	-	-	-	
4218	Machinery, equipment & supplies whse .....	165	1 513	4 400	6	3	-	2	-	-	1	-	-	-	
42186	Transportation equip, supplies (exc MV) whse .....	(C)	(D)	(D)	1	-	-	-	-	-	1	-	-	-	
422	Wholesale trade, nondurable goods .....	127	765	3 118	12	5	2	3	2	-	-	-	-	-	
44-45	Retail trade .....	588	2 283	10 165	62	31	9	16	4	2	-	-	-	-	
444	Bldg material & garden equip & supp dealers .....	113	501	2 357	11	3	2	4	2	-	-	-	-	-	
445	Food & beverage stores .....	185	463	1 930	8	4	2	-	-	2	-	-	-	-	
4451	Grocery stores .....	(C)	(D)	(D)	6	3	1	-	-	2	-	-	-	-	
44511	Grocery (except convenience) stores .....	(C)	(D)	(D)	4	2	-	-	-	2	-	-	-	-	
48-49	Transportation & warehousing .....	(B)	(D)	(D)	13	12	1	-	-	-	-	-	-	-	
51	Information .....	91	500	2 292	7	1	1	4	1	-	-	-	-	-	
52	Finance & insurance .....	140	988	4 077	30	21	4	5	-	-	-	-	-	-	
53	Real estate & rental & leasing .....	20	62	264	11	9	2	-	-	-	-	-	-	-	
54	Professional, scientific & technical services .....	210	1 414	6 696	20	8	4	5	3	-	-	-	-	-	
541	Professional, scientific & technical services .....	210	1 414	6 696	20	8	4	5	3	-	-	-	-	-	
5416	Management, sci & tech consulting services .....	129	950	4 393	5	1	-	1	3	-	-	-	-	-	
55	Management of companies & enterprises .....	(C)	(D)	(D)	1	-	-	-	-	-	1	-	-	-	
551	Management of companies & enterprises .....	(C)	(D)	(D)	1	-	-	-	-	-	1	-	-	-	
5511	Management of companies & enterprises .....	(C)	(D)	(D)	1	-	-	-	-	-	1	-	-	-	
55111	Management of companies & enterprises .....	(C)	(D)	(D)	1	-	-	-	-	-	1	-	-	-	
56	Admin, support, waste mgt, remediation services .....	73	187	950	13	10	1	1	1	-	-	-	-	-	
61	Educational services .....	(B)	(D)	(D)	3	2	-	-	-	1	-	-	-	-	
62	Health care and social assistance .....	920	4 546	19 553	16	7	3	2	1	-	1	2	-	-	
622	Hospitals .....	(E)	(D)	(D)	1	-	-	-	-	-	-	1	-	-	
6221	General medical & surgical hospitals .....	(E)	(D)	(D)	1	-	-	-	-	-	-	1	-	-	
62211	General medical & surgical hospitals .....	(E)	(D)	(D)	1	-	-	-	-	-	-	1	-	-	
623	Nursing & residential care facilities .....	(F)	(D)	(D)	3	1	-	-	-	-	1	1	-	-	
6231	Nursing care facilities .....	(C)	(D)	(D)	1	-	-	-	-	-	1	-	-	-	
62311	Nursing care facilities .....	(C)	(D)	(D)	1	-	-	-	-	-	1	-	-	-	
6232	Residential mental retardation, health facil .....	(E)	(D)	(D)	1	-	-	-	-	-	-	1	-	-	
62321	Residential mental retardation facilities .....	(E)	(D)	(D)	1	-	-	-	-	-	-	1	-	-	
71	Arts, entertainment & recreation .....	(B)	(D)	(D)	4	2	2	-	-	-	-	-	-	-	
72	Accommodation & food services .....	446	626	2 688	24	8	3	4	6	3	-	-	-	-	
722	Food services & drinking places .....	377	475	2 074	20	6	2	4	6	2	-	-	-	-	
7221	Full-service restaurants .....	166	218	909	8	2	-	2	3	1	-	-	-	-	
72211	Full-service restaurants .....	166	218	909	8	2	-	2	3	1	-	-	-	-	
722110	Full-service restaurants .....	166	218	909	8	2	-	2	3	1	-	-	-	-	
81	Other services (except public administration) .....	249	596	2 522	53	33	14	4	2	-	-	-	-	-	
813	Religious, grantmaking, civic, prof & like organizations .....	163	291	1 192	28	16	8	2	2	-	-	-	-	-	
8131	Religious organizations .....	108	208	860	23	14	7	1	1	-	-	-	-	-	
81311	Religious organizations .....	108	208	860	23	14	7	1	1	-	-	-	-	-	
813110	Religious organizations .....	108	208	860	23	14	7	1	1	-	-	-	-	-	
99	Unclassified establishments .....	(A)	(D)	(D)	3	3	-	-	-	-	-	-	-	-	

See footnotes at end of table.

**Table 6. Counties—Employees, Payroll, and Establishments by Industry: 2001—Con.**

[Excludes most government employees, railroad employees, and self-employed persons. Size class 1 to 4 includes establishments with payroll, but no employees, during mid-March pay period. (D) denotes figures withheld to avoid disclosing data for individual companies; the data are included in broader industry totals. Detailed industries with 100 or more employees are shown if industry was not a (D). For explanation of terms, abbreviations, and data reliability/comparability, see introductory text]

NAICS code	Industry	Number of employees for week including March 12	Payroll (\$1,000)		Total number of establishments	Number of establishments by employment-size class								
			First quarter	Annual		1 to 4	5 to 9	10 to 19	20 to 49	50 to 99	100 to 249	250 to 499	500 to 999	1,000 or more
	<b>SWIFT</b>													
	<b>Total</b> .....	<b>3 507</b>	<b>16 741</b>	<b>66 970</b>	<b>320</b>	<b>167</b>	<b>74</b>	<b>45</b>	<b>23</b>	<b>6</b>	<b>4</b>	<b>1</b>		
<b>11</b>	<b>Forestry, fishing, hunting, and agriculture support</b> .....	<b>(A)</b>	<b>(D)</b>	<b>(D)</b>	<b>4</b>	<b>3</b>	<b>1</b>							
<b>23</b>	<b>Construction</b> .....	<b>104</b>	<b>510</b>	<b>2 807</b>	<b>28</b>	<b>20</b>	<b>7</b>	<b>1</b>						
<b>31-33</b>	<b>Manufacturing</b> .....	<b>664</b>	<b>4 836</b>	<b>15 175</b>	<b>16</b>	<b>5</b>	<b>1</b>	<b>2</b>	<b>3</b>	<b>4</b>	<b>1</b>			
332	Fabricated metal product mfg .....	(C)	(D)	(D)	5	1	1	1	1	1				
3323	Architectural & structural metals mfg .....	(C)	(D)	(D)	3		1		1	1				
33232	Ornamental & architectural metal prod mfg ...	(C)	(D)	(D)	3		1		1	1				
333	Machinery mfg .....	295	2 492	5 752	5	1		1	1	1	1			
3331	Ag, construction & mining machinery mfg .....	(E)	(D)	(D)	4	1			1	1	1			
33311	Agricultural implement mfg .....	(E)	(D)	(D)	4	1			1	1	1			
<b>42</b>	<b>Wholesale trade</b> .....	<b>309</b>	<b>2 153</b>	<b>9 606</b>	<b>24</b>	<b>9</b>	<b>5</b>	<b>6</b>	<b>3</b>	<b>1</b>				
422	Wholesale trade, nondurable goods .....	262	1 857	8 404	17	6	2	5	3	1				
4225	Farm product raw material whsle .....	142	989	4 625	10	5	1	3		1				
42251	Grain & field bean whsle .....	(C)	(D)	(D)	9	4	1	3		1				
<b>44-45</b>	<b>Retail trade</b> .....	<b>511</b>	<b>1 552</b>	<b>7 043</b>	<b>60</b>	<b>22</b>	<b>22</b>	<b>9</b>	<b>7</b>					
444	Bldg material & garden equip & supp dealers .....	101	501	2 555	11	2	6	2	1					
445	Food & beverage stores .....	169	429	1 785	14	3	6	2	3					
4451	Grocery stores .....	116	309	1 272	5	1		1	3					
44511	Grocery (except convenience) stores .....	116	309	1 272	5	1		1	3					
445110	Grocery (except convenience) stores .....	116	309	1 272	5	1		1	3					
<b>48-49</b>	<b>Transportation &amp; warehousing</b> .....	<b>70</b>	<b>294</b>	<b>1 253</b>	<b>17</b>	<b>13</b>	<b>1</b>	<b>3</b>						
<b>51</b>	<b>Information</b> .....	<b>65</b>	<b>307</b>	<b>1 261</b>	<b>7</b>	<b>2</b>	<b>3</b>	<b>1</b>	<b>1</b>					
<b>52</b>	<b>Finance &amp; insurance</b> .....	<b>128</b>	<b>847</b>	<b>3 496</b>	<b>24</b>	<b>12</b>	<b>7</b>	<b>5</b>						
<b>53</b>	<b>Real estate &amp; rental &amp; leasing</b> .....	<b>40</b>	<b>95</b>	<b>471</b>	<b>6</b>	<b>4</b>		<b>1</b>	<b>1</b>					
<b>54</b>	<b>Professional, scientific &amp; technical services</b> .....	<b>31</b>	<b>183</b>	<b>1 429</b>	<b>19</b>	<b>19</b>								
<b>56</b>	<b>Admin, support, waste mgt, remediation services</b> .....	<b>(E)</b>	<b>(D)</b>	<b>(D)</b>	<b>6</b>	<b>5</b>						<b>1</b>		
561	Administrative & support services .....	(E)	(D)	(D)	5	4						1		
5612	Facilities support services .....	(E)	(D)	(D)	1							1		
56121	Facilities support services .....	(E)	(D)	(D)	1							1		
<b>61</b>	<b>Educational services</b> .....	<b>(A)</b>	<b>(D)</b>	<b>(D)</b>	<b>1</b>	<b>1</b>								
<b>62</b>	<b>Health care and social assistance</b> .....	<b>736</b>	<b>2 824</b>	<b>11 053</b>	<b>22</b>	<b>4</b>	<b>7</b>	<b>1</b>	<b>6</b>	<b>1</b>	<b>3</b>			
622	Hospitals .....	(E)	(D)	(D)	2						2			
6221	General medical & surgical hospitals .....	(E)	(D)	(D)	2						2			
62211	General medical & surgical hospitals .....	(E)	(D)	(D)	2						2			
623	Nursing & residential care facilities .....	182	662	2 912	6	1		1	3	1				
624	Social assistance .....	(C)	(D)	(D)	4	1	1		1		1			
6243	Vocational rehabilitation services .....	(C)	(D)	(D)	1						1			
62431	Vocational rehabilitation services .....	(C)	(D)	(D)	1						1			
<b>71</b>	<b>Arts, entertainment &amp; recreation</b> .....	<b>(A)</b>	<b>(D)</b>	<b>(D)</b>	<b>5</b>	<b>4</b>	<b>1</b>							
<b>72</b>	<b>Accommodation &amp; food services</b> .....	<b>289</b>	<b>490</b>	<b>2 140</b>	<b>29</b>	<b>8</b>	<b>7</b>	<b>12</b>	<b>2</b>					
722	Food services & drinking places .....	(E)	(D)	(D)	27	7	7	11	2					
7221	Full-service restaurants .....	108	184	802	14	5	4	5						
72211	Full-service restaurants .....	108	184	802	14	5	4	5						
722110	Full-service restaurants .....	108	184	802	14	5	4	5						
7222	Limited-service eating places .....	102	166	720	7	1	1	4	1					
72221	Limited-service eating places .....	102	166	720	7	1	1	4	1					
<b>81</b>	<b>Other services (except public administration)</b> .....	<b>194</b>	<b>542</b>	<b>2 453</b>	<b>49</b>	<b>35</b>	<b>10</b>	<b>4</b>						
813	Religious, grantmaking, civic, prof & like organizations .....	100	165	734	26	19	6	1						
<b>95</b>	<b>Auxiliaries (exc corporate, subsidiary &amp; regional mgt)</b> .....	<b>(A)</b>	<b>(D)</b>	<b>(D)</b>	<b>1</b>	<b>1</b>								
<b>99</b>	<b>Unclassified establishments</b> .....	<b>(A)</b>	<b>(D)</b>	<b>(D)</b>	<b>2</b>		<b>2</b>							

See footnotes at end of table.

**Table 6. Counties—Employees, Payroll, and Establishments by Industry: 2001—Con.**

[Excludes most government employees, railroad employees, and self-employed persons. Size class 1 to 4 includes establishments with payroll, but no employees, during mid-March pay period. (D) denotes figures withheld to avoid disclosing data for individual companies; the data are included in broader industry totals. Detailed industries with 100 or more employees are shown if industry was not a (D). For explanation of terms, abbreviations, and data reliability/comparability, see introductory text]

NAICS code	Industry	Number of employees for week including March 12	Payroll (\$1,000)		Total number of establishments	Number of establishments by employment-size class								
			First quarter	Annual		1 to 4	5 to 9	10 to 19	20 to 49	50 to 99	100 to 249	250 to 499	500 to 999	1,000 or more
	<b>TODD</b>													
	<b>Total</b> .....	<b>4 622</b>	<b>25 459</b>	<b>106 071</b>	<b>541</b>	<b>323</b>	<b>116</b>	<b>59</b>	<b>33</b>	<b>6</b>	<b>2</b>	<b>1</b>	<b>1</b>	<b>-</b>
21	<b>Mining</b> .....	(A)	(D)	(D)	2	2	-	-	-	-	-	-	-	-
22	<b>Utilities</b> .....	(A)	(D)	(D)	2	1	1	-	-	-	-	-	-	-
23	<b>Construction</b> .....	<b>146</b>	<b>752</b>	<b>4 144</b>	<b>62</b>	<b>52</b>	<b>8</b>	<b>2</b>	<b>-</b>	<b>-</b>	<b>-</b>	<b>-</b>	<b>-</b>	<b>-</b>
235	Special trade contractors .....	106	566	3 076	41	33	6	2	-	-	-	-	-	-
31-33	<b>Manufacturing</b> .....	<b>1 657</b>	<b>12 750</b>	<b>50 658</b>	<b>46</b>	<b>19</b>	<b>7</b>	<b>7</b>	<b>7</b>	<b>3</b>	<b>1</b>	<b>1</b>	<b>1</b>	<b>-</b>
311	Food mfg .....	537	3 822	15 231	9	3	-	2	1	1	1	1	-	-
3116	Animal slaughtering & processing .....	(E)	(D)	(D)	4	2	-	-	-	-	1	1	-	-
31161	Animal slaughtering & processing .....	(E)	(D)	(D)	4	2	-	-	-	-	1	1	-	-
323	Printing & related support activities .....	(F)	(D)	(D)	3	-	-	1	1	-	-	-	1	-
3231	Printing & related support activities .....	(F)	(D)	(D)	3	-	-	1	1	-	-	-	1	-
32311	Printing .....	(F)	(D)	(D)	2	-	-	-	1	-	-	-	1	-
332	Fabricated metal product mfg .....	160	1 484	5 839	12	6	2	2	1	1	-	-	-	-
3327	Mach shops, turn prod, screw, nut, bolt mfg ....	134	1 372	5 395	7	3	1	1	1	1	-	-	-	-
33271	Machine shops .....	134	1 372	5 395	7	3	1	1	1	1	-	-	-	-
332710	Machine shops .....	134	1 372	5 395	7	3	1	1	1	1	-	-	-	-
333	Machinery mfg .....	153	1 381	4 804	9	3	2	1	3	-	-	-	-	-
3335	Metalworking machinery mfg .....	122	1 211	4 094	6	2	1	-	3	-	-	-	-	-
33351	Metalworking machinery mfg .....	122	1 211	4 094	6	2	1	-	3	-	-	-	-	-
42	<b>Wholesale trade</b> .....	<b>182</b>	<b>1 253</b>	<b>5 466</b>	<b>24</b>	<b>9</b>	<b>9</b>	<b>4</b>	<b>2</b>	<b>-</b>	<b>-</b>	<b>-</b>	<b>-</b>	<b>-</b>
421	Wholesale trade, durable goods .....	151	1 039	4 586	17	5	7	3	2	-	-	-	-	-
44-45	<b>Retail trade</b> .....	<b>705</b>	<b>2 419</b>	<b>10 631</b>	<b>110</b>	<b>58</b>	<b>29</b>	<b>18</b>	<b>4</b>	<b>1</b>	<b>-</b>	<b>-</b>	<b>-</b>	<b>-</b>
441	Motor vehicle & parts dealers .....	121	662	2 869	21	13	4	3	1	-	-	-	-	-
444	Bldg material & garden equip & supp dealers .....	115	435	2 260	18	6	8	4	-	-	-	-	-	-
445	Food & beverage stores .....	240	596	2 369	24	9	8	4	2	1	-	-	-	-
4451	Grocery stores .....	(C)	(D)	(D)	12	3	4	2	2	1	-	-	-	-
44511	Grocery (except convenience) stores .....	176	467	1 806	11	3	3	2	2	1	-	-	-	-
445110	Grocery (except convenience) stores .....	176	467	1 806	11	3	3	2	2	1	-	-	-	-
48-49	<b>Transportation &amp; warehousing</b> .....	<b>263</b>	<b>1 807</b>	<b>7 565</b>	<b>31</b>	<b>21</b>	<b>3</b>	<b>3</b>	<b>3</b>	<b>1</b>	<b>-</b>	<b>-</b>	<b>-</b>	<b>-</b>
484	Truck transportation .....	191	1 537	6 649	23	18	1	1	2	1	-	-	-	-
4842	Specialized freight trucking .....	(C)	(D)	(D)	7	5	1	-	-	1	-	-	-	-
51	<b>Information</b> .....	<b>(B)</b>	<b>(D)</b>	<b>(D)</b>	<b>6</b>	<b>3</b>	<b>2</b>	<b>1</b>	<b>-</b>	<b>-</b>	<b>-</b>	<b>-</b>	<b>-</b>	<b>-</b>
52	<b>Finance &amp; insurance</b> .....	<b>201</b>	<b>1 564</b>	<b>5 788</b>	<b>27</b>	<b>13</b>	<b>8</b>	<b>3</b>	<b>3</b>	<b>-</b>	<b>-</b>	<b>-</b>	<b>-</b>	<b>-</b>
522	Credit intermediation & related activities .....	166	1 357	4 890	13	2	5	3	3	-	-	-	-	-
5221	Depository credit intermediation .....	(C)	(D)	(D)	12	1	5	3	3	-	-	-	-	-
52211	Commercial banking .....	132	1 150	4 100	8	1	3	1	3	-	-	-	-	-
522110	Commercial banking .....	132	1 150	4 100	8	1	3	1	3	-	-	-	-	-
53	<b>Real estate &amp; rental &amp; leasing</b> .....	<b>52</b>	<b>86</b>	<b>434</b>	<b>16</b>	<b>13</b>	<b>2</b>	<b>-</b>	<b>1</b>	<b>-</b>	<b>-</b>	<b>-</b>	<b>-</b>	<b>-</b>
54	<b>Professional, scientific &amp; technical services</b> .....	<b>102</b>	<b>495</b>	<b>2 036</b>	<b>26</b>	<b>16</b>	<b>8</b>	<b>2</b>	<b>-</b>	<b>-</b>	<b>-</b>	<b>-</b>	<b>-</b>	<b>-</b>
541	Professional, scientific & technical services .....	102	495	2 036	26	16	8	2	-	-	-	-	-	-
56	<b>Admin, support, waste mgt, remediation services</b> .....	<b>54</b>	<b>191</b>	<b>533</b>	<b>13</b>	<b>8</b>	<b>4</b>	<b>1</b>	<b>-</b>	<b>-</b>	<b>-</b>	<b>-</b>	<b>-</b>	<b>-</b>
61	<b>Educational services</b> .....	<b>(B)</b>	<b>(D)</b>	<b>(D)</b>	<b>2</b>	<b>-</b>	<b>-</b>	<b>1</b>	<b>1</b>	<b>-</b>	<b>-</b>	<b>-</b>	<b>-</b>	<b>-</b>
62	<b>Health care and social assistance</b> .....	<b>367</b>	<b>2 102</b>	<b>9 035</b>	<b>33</b>	<b>16</b>	<b>10</b>	<b>2</b>	<b>4</b>	<b>-</b>	<b>1</b>	<b>-</b>	<b>-</b>	<b>-</b>
621	Ambulatory health care services .....	131	1 377	5 761	19	10	6	1	2	-	-	-	-	-
623	Nursing & residential care facilities .....	167	505	2 329	6	2	1	1	1	-	1	-	-	-
6231	Nursing care facilities .....	(C)	(D)	(D)	1	-	-	-	-	-	1	-	-	-
62311	Nursing care facilities .....	(C)	(D)	(D)	1	-	-	-	-	-	1	-	-	-
71	<b>Arts, entertainment &amp; recreation</b> .....	<b>8</b>	<b>12</b>	<b>271</b>	<b>10</b>	<b>10</b>	<b>-</b>	<b>-</b>	<b>-</b>	<b>-</b>	<b>-</b>	<b>-</b>	<b>-</b>	<b>-</b>
72	<b>Accommodation &amp; food services</b> .....	<b>413</b>	<b>616</b>	<b>2 898</b>	<b>45</b>	<b>22</b>	<b>9</b>	<b>7</b>	<b>6</b>	<b>1</b>	<b>-</b>	<b>-</b>	<b>-</b>	<b>-</b>
722	Food services & drinking places .....	403	607	2 734	39	16	9	7	6	1	-	-	-	-
7221	Full-service restaurants .....	186	277	1 306	16	5	3	5	2	1	-	-	-	-
72211	Full-service restaurants .....	186	277	1 306	16	5	3	5	2	1	-	-	-	-
722110	Full-service restaurants .....	186	277	1 306	16	5	3	5	2	1	-	-	-	-
7222	Limited-service eating places .....	170	249	1 075	11	2	4	1	4	-	-	-	-	-
72221	Limited-service eating places .....	170	249	1 075	11	2	4	1	4	-	-	-	-	-
722211	Limited-service restaurants .....	149	218	962	8	1	3	-	4	-	-	-	-	-
81	<b>Other services (except public administration)</b> .....	<b>385</b>	<b>1 006</b>	<b>4 717</b>	<b>78</b>	<b>53</b>	<b>16</b>	<b>7</b>	<b>2</b>	<b>-</b>	<b>-</b>	<b>-</b>	<b>-</b>	<b>-</b>
813	Religious, grantmaking, civic, prof & like organizations .....	260	487	2 355	44	25	12	6	1	-	-	-	-	-
8131	Religious organizations .....	137	330	1 414	25	17	5	2	1	-	-	-	-	-
81311	Religious organizations .....	137	330	1 414	25	17	5	2	1	-	-	-	-	-
813110	Religious organizations .....	137	330	1 414	25	17	5	2	1	-	-	-	-	-
95	<b>Auxiliaries (exc corporate, subsidiary &amp; regional mgt)</b> .....	<b>(A)</b>	<b>(D)</b>	<b>(D)</b>	<b>1</b>	<b>-</b>	<b>-</b>	<b>1</b>	<b>-</b>	<b>-</b>	<b>-</b>	<b>-</b>	<b>-</b>	<b>-</b>
99	<b>Unclassified establishments</b> .....	<b>(A)</b>	<b>(D)</b>	<b>(D)</b>	<b>7</b>	<b>7</b>	<b>-</b>	<b>-</b>	<b>-</b>	<b>-</b>	<b>-</b>	<b>-</b>	<b>-</b>	<b>-</b>

See footnotes at end of table.

**Table 6. Counties—Employees, Payroll, and Establishments by Industry: 2001—Con.**

[Excludes most government employees, railroad employees, and self-employed persons. Size class 1 to 4 includes establishments with payroll, but no employees, during mid-March pay period. (D) denotes figures withheld to avoid disclosing data for individual companies; the data are included in broader industry totals. Detailed industries with 100 or more employees are shown if industry was not a (D). For explanation of terms, abbreviations, and data reliability/comparability, see introductory text]

NAICS code	Industry	Number of employees for week including March 12	Payroll (\$1,000)		Total number of establishments	Number of establishments by employment-size class								
			First quarter	Annual		1 to 4	5 to 9	10 to 19	20 to 49	50 to 99	100 to 249	250 to 499	500 to 999	1,000 or more
<b>TRAVERSE</b>														
	<b>Total</b> .....	<b>890</b>	<b>3 428</b>	<b>15 132</b>	<b>131</b>	<b>81</b>	<b>28</b>	<b>14</b>	<b>6</b>	<b>2</b>	—	—	—	—
21	Mining .....	(A)	(D)	(D)	2	2	—	—	—	—	—	—	—	—
22	Utilities .....	(A)	(D)	(D)	1	—	—	1	—	—	—	—	—	—
23	Construction .....	51	105	627	13	10	2	1	—	—	—	—	—	—
31-33	Manufacturing .....	68	334	1 346	6	1	3	1	1	—	—	—	—	—
42	Wholesale trade .....	51	351	1 879	5	2	2	—	1	—	—	—	—	—
44-45	Retail trade .....	(C)	(D)	(D)	25	11	7	4	3	—	—	—	—	—
48-49	Transportation & warehousing .....	(B)	(D)	(D)	8	7	—	1	—	—	—	—	—	—
51	Information .....	24	161	662	5	4	—	1	—	—	—	—	—	—
52	Finance & insurance .....	(B)	(D)	(D)	12	9	2	1	—	—	—	—	—	—
53	Real estate & rental & leasing .....	4	12	47	3	3	—	—	—	—	—	—	—	—
54	Professional, scientific & technical services .....	(A)	(D)	(D)	2	2	—	—	—	—	—	—	—	—
56	Admin, support, waste mgt, remediation services .....	(C)	(D)	(D)	5	4	—	—	—	1	—	—	—	—
561	Administrative & support services .....	(C)	(D)	(D)	5	4	—	—	—	1	—	—	—	—
62	Health care and social assistance .....	(C)	(D)	(D)	11	4	3	2	1	1	—	—	—	—
71	Arts, entertainment & recreation .....	(A)	(D)	(D)	2	2	—	—	—	—	—	—	—	—
72	Accommodation & food services .....	62	72	310	11	5	4	2	—	—	—	—	—	—
81	Other services (except public administration) .....	59	146	575	19	14	5	—	—	—	—	—	—	—
99	Unclassified establishments .....	(A)	(D)	(D)	1	1	—	—	—	—	—	—	—	—
<b>WABASHA</b>														
	<b>Total</b> .....	<b>6 982</b>	<b>36 498</b>	<b>160 781</b>	<b>683</b>	<b>400</b>	<b>134</b>	<b>84</b>	<b>46</b>	<b>11</b>	<b>4</b>	<b>4</b>	—	—
11	Forestry, fishing, hunting, and agriculture support .....	18	78	331	8	7	1	—	—	—	—	—	—	—
21	Mining .....	(A)	(D)	(D)	2	1	1	—	—	—	—	—	—	—
22	Utilities .....	(A)	(D)	(D)	1	1	—	—	—	—	—	—	—	—
23	Construction .....	599	3 776	20 203	119	83	24	7	4	1	—	—	—	—
233	Building, developing & general contracting .....	241	1 367	6 213	36	21	10	3	1	1	—	—	—	—
2332	Residential building construction .....	132	556	2 772	27	16	8	2	1	—	—	—	—	—
23321	Single-family housing construction .....	132	556	2 772	27	16	8	2	1	—	—	—	—	—
233210	Single-family housing construction .....	132	556	2 772	27	16	8	2	1	—	—	—	—	—
2333	Nonresidential building construction .....	(C)	(D)	(D)	6	3	1	1	—	1	—	—	—	—
235	Special trade contractors .....	305	1 921	9 531	76	58	13	3	2	—	—	—	—	—
31-33	Manufacturing .....	1 967	14 254	57 715	37	13	6	6	5	2	3	2	—	—
311	Food mfg .....	313	2 224	9 483	6	—	2	1	2	—	1	—	—	—
3114	Fruit & veg preserving & specialty food mfg ....	(C)	(D)	(D)	2	—	1	—	—	—	1	—	—	—
31142	Fruit & veg canning, pickling & drying .....	(C)	(D)	(D)	1	—	—	—	—	—	1	—	—	—
333	Machinery mfg .....	(E)	(D)	(D)	2	—	—	1	—	—	—	1	—	—
3334	HVAC & commercial refrigeration equipment mfg .....	(E)	(D)	(D)	1	—	—	—	—	—	—	1	—	—
33341	HVAC & commercial refrigeration equipment mfg .....	(E)	(D)	(D)	1	—	—	—	—	—	—	1	—	—
334	Computer & electronic product mfg .....	(C)	(D)	(D)	1	—	—	—	—	—	1	—	—	—
3345	Nav, measuring, medical, control instruments mfg .....	(C)	(D)	(D)	1	—	—	—	—	—	1	—	—	—
33451	Nav, measuring, medical, control instruments mfg .....	(C)	(D)	(D)	1	—	—	—	—	—	1	—	—	—
336	Transportation equipment mfg .....	(E)	(D)	(D)	2	1	—	—	—	—	—	1	—	—
3363	Motor vehicle parts mfg .....	(E)	(D)	(D)	1	—	—	—	—	—	—	1	—	—
33631	Motor vehicle gas engine & engine parts mfg .	(E)	(D)	(D)	1	—	—	—	—	—	—	1	—	—
337	Furniture & related product mfg .....	(C)	(D)	(D)	4	2	—	1	—	—	1	—	—	—
3371	HH & institutional furniture & kitchen cabinet mfg .....	(C)	(D)	(D)	4	2	—	1	—	—	1	—	—	—
33712	Household & institutional furniture mfg .....	(C)	(D)	(D)	2	1	—	—	—	—	1	—	—	—
339	Miscellaneous mfg .....	134	766	2 706	6	2	1	1	1	1	—	—	—	—
42	Wholesale trade .....	170	1 290	5 663	23	9	7	6	1	—	—	—	—	—
44-45	Retail trade .....	1 109	4 148	18 505	122	61	33	15	8	5	—	—	—	—
444	Bldg material & garden equip & supp dealers .....	132	631	3 134	17	7	7	1	2	—	—	—	—	—
445	Food & beverage stores .....	341	1 087	4 635	20	7	7	1	1	4	—	—	—	—
4451	Grocery stores .....	(E)	(D)	(D)	8	2	1	1	—	4	—	—	—	—
44511	Grocery (except convenience) stores .....	257	800	3 271	6	1	—	1	—	4	—	—	—	—
445110	Grocery (except convenience) stores .....	257	800	3 271	6	1	—	1	—	4	—	—	—	—
447	Gasoline stations .....	143	431	1 896	14	1	6	6	1	—	—	—	—	—
4471	Gasoline stations .....	143	431	1 896	14	1	6	6	1	—	—	—	—	—
44711	Gasoline stations with convenience stores ..	121	334	1 495	11	1	4	5	1	—	—	—	—	—
447110	Gasoline stations with convenience stores .	121	334	1 495	11	1	4	5	1	—	—	—	—	—
454	Nonstore retailers .....	157	856	3 096	8	4	2	—	1	1	—	—	—	—

See footnotes at end of table.

**Table 6. Counties—Employees, Payroll, and Establishments by Industry: 2001—Con.**

[Excludes most government employees, railroad employees, and self-employed persons. Size class 1 to 4 includes establishments with payroll, but no employees, during mid-March pay period. (D) denotes figures withheld to avoid disclosing data for individual companies; the data are included in broader industry totals. Detailed industries with 100 or more employees are shown if industry was not a (D). For explanation of terms, abbreviations, and data reliability/comparability, see introductory text]

NAICS code	Industry	Number of employees for week including March 12	Payroll (\$1,000)		Total number of establishments	Number of establishments by employment-size class									
			First quarter	Annual		1 to 4	5 to 9	10 to 19	20 to 49	50 to 99	100 to 249	250 to 499	500 to 999	1,000 or more	
<b>WABASHA—Con.</b>															
48-49	<b>Transportation &amp; warehousing</b> .....	199	823	3 429	39	27	3	7	2	—	—	—	—	—	
485	Transit & ground passenger transportation .....	(C)	(D)	(D)	10	2	1	6	1	—	—	—	—	—	
51	<b>Information</b> .....	84	480	1 979	7	3	1	1	2	—	—	—	—	—	
52	<b>Finance &amp; insurance</b> .....	192	1 402	6 263	35	27	2	2	4	—	—	—	—	—	
522	Credit intermediation & related activities .....	(C)	(D)	(D)	12	4	2	2	4	—	—	—	—	—	
5221	Depository credit intermediation .....	(C)	(D)	(D)	10	3	2	1	4	—	—	—	—	—	
52211	Commercial banking .....	110	852	3 789	8	3	1	—	4	—	—	—	—	—	
522110	Commercial banking .....	110	852	3 789	8	3	1	—	4	—	—	—	—	—	
53	<b>Real estate &amp; rental &amp; leasing</b> .....	(B)	(D)	(D)	13	11	1	—	1	—	—	—	—	—	
54	<b>Professional, scientific &amp; technical services</b> .....	176	1 204	5 827	38	24	9	4	1	—	—	—	—	—	
541	Professional, scientific & technical services .....	176	1 204	5 827	38	24	9	4	1	—	—	—	—	—	
56	<b>Admin, support, waste mgmt, remediation services</b> .....	69	214	1 067	17	13	1	3	—	—	—	—	—	—	
61	<b>Educational services</b> .....	(A)	(D)	(D)	2	1	1	—	—	—	—	—	—	—	
62	<b>Health care and social assistance</b> .....	1 192	6 086	26 644	49	20	13	8	2	3	1	2	—	—	
621	Ambulatory health care services .....	247	1 723	7 581	25	8	9	6	1	1	—	—	—	—	
6211	Offices of physicians .....	(C)	(D)	(D)	5	1	—	2	1	1	—	—	—	—	
62111	Offices of physicians .....	(C)	(D)	(D)	5	1	—	2	1	1	—	—	—	—	
622	Hospitals .....	(F)	(D)	(D)	2	—	—	—	—	—	—	2	—	—	
6221	General medical & surgical hospitals .....	(F)	(D)	(D)	2	—	—	—	—	—	—	2	—	—	
62211	General medical & surgical hospitals .....	(F)	(D)	(D)	2	—	—	—	—	—	—	2	—	—	
623	Nursing & residential care facilities .....	333	1 297	6 001	10	2	4	—	1	2	1	—	—	—	
6231	Nursing care facilities .....	(C)	(D)	(D)	3	—	1	—	1	1	—	—	—	—	
62311	Nursing care facilities .....	(C)	(D)	(D)	3	—	1	—	1	1	—	—	—	—	
6232	Residential mental retardation, health facil .....	195	741	3 527	5	1	2	—	—	1	1	—	—	—	
62321	Residential mental retardation facilities .....	195	741	3 527	5	1	2	—	—	1	1	—	—	—	
623210	Residential mental retardation facilities .....	195	741	3 527	5	1	2	—	—	1	1	—	—	—	
71	<b>Arts, entertainment &amp; recreation</b> .....	(B)	(D)	(D)	17	15	2	—	—	—	—	—	—	—	
72	<b>Accommodation &amp; food services</b> .....	670	1 205	5 617	60	20	14	13	13	—	—	—	—	—	
721	Accommodation .....	136	334	1 251	9	4	1	—	4	—	—	—	—	—	
7211	Traveler accommodation .....	134	330	1 173	5	—	1	—	4	—	—	—	—	—	
72111	Hotels (exc casino hotels) & motels .....	134	330	1 173	5	—	1	—	4	—	—	—	—	—	
721110	Hotels (exc casino hotels) & motels .....	134	330	1 173	5	—	1	—	4	—	—	—	—	—	
722	Food services & drinking places .....	534	871	4 366	51	16	13	13	9	—	—	—	—	—	
7221	Full-service restaurants .....	342	556	3 104	29	9	6	7	7	—	—	—	—	—	
72211	Full-service restaurants .....	342	556	3 104	29	9	6	7	7	—	—	—	—	—	
722110	Full-service restaurants .....	342	556	3 104	29	9	6	7	7	—	—	—	—	—	
7222	Limited-service eating places .....	110	188	783	10	2	3	3	2	—	—	—	—	—	
72221	Limited-service eating places .....	110	188	783	10	2	3	3	2	—	—	—	—	—	
81	<b>Other services (except public administration)</b> .....	435	1 058	5 107	84	54	15	12	3	—	—	—	—	—	
813	Religious, grantmaking, civic, prof & like organizations .....	318	585	2 402	45	23	9	10	3	—	—	—	—	—	
8131	Religious organizations .....	164	386	1 570	22	10	5	5	2	—	—	—	—	—	
81311	Religious organizations .....	164	386	1 570	22	10	5	5	2	—	—	—	—	—	
813110	Religious organizations .....	164	386	1 570	22	10	5	5	2	—	—	—	—	—	
99	<b>Unclassified establishments</b> .....	(A)	(D)	(D)	10	10	—	—	—	—	—	—	—	—	
<b>WADENA</b>															
	<b>Total</b> .....	4 844	23 153	97 092	333	191	63	36	29	6	5	1	2	—	
11	<b>Forestry, fishing, hunting, and agriculture support</b> .....	16	91	368	5	3	2	—	—	—	—	—	—	—	
21	<b>Mining</b> .....	(A)	(D)	(D)	1	1	—	—	—	—	—	—	—	—	
22	<b>Utilities</b> .....	(B)	(D)	(D)	2	1	—	—	1	—	—	—	—	—	
23	<b>Construction</b> .....	81	391	3 435	37	32	2	3	—	—	—	—	—	—	
31-33	<b>Manufacturing</b> .....	923	5 917	22 439	17	8	1	—	5	1	1	—	1	—	
326	Plastics & rubber products mfg .....	(C)	(D)	(D)	2	—	—	—	—	1	1	—	—	—	
3262	Rubber product mfg .....	(C)	(D)	(D)	2	—	—	—	—	1	1	—	—	—	
32629	Other rubber product mfg .....	(C)	(D)	(D)	2	—	—	—	—	1	1	—	—	—	
337	Furniture & related product mfg .....	(F)	(D)	(D)	1	—	—	—	—	—	—	—	1	—	
3371	HH & institutional furniture & kitchen cabinet mfg .....	(F)	(D)	(D)	1	—	—	—	—	—	—	—	1	—	
33712	Household & institutional furniture mfg .....	(F)	(D)	(D)	1	—	—	—	—	—	—	—	1	—	
42	<b>Wholesale trade</b> .....	340	2 816	11 476	19	9	3	5	—	—	2	—	—	—	
422	Wholesale trade, nondurable goods .....	261	2 397	9 670	8	5	—	1	—	—	2	—	—	—	
4224	Grocery & related product whsle .....	(C)	(D)	(D)	3	1	—	—	—	—	2	—	—	—	
42241	General line grocery whsle .....	(C)	(D)	(D)	1	—	—	—	—	—	1	—	—	—	
42248	Fresh fruit & vegetable whsle .....	(C)	(D)	(D)	1	—	—	—	—	—	1	—	—	—	

See footnotes at end of table.

**Table 6. Counties—Employees, Payroll, and Establishments by Industry: 2001—Con.**

[Excludes most government employees, railroad employees, and self-employed persons. Size class 1 to 4 includes establishments with payroll, but no employees, during mid-March pay period. (D) denotes figures withheld to avoid disclosing data for individual companies; the data are included in broader industry totals. Detailed industries with 100 or more employees are shown if industry was not a (D). For explanation of terms, abbreviations, and data reliability/comparability, see introductory text]

NAICS code	Industry	Number of employees for week including March 12	Payroll (\$1,000)		Total number of establishments	Number of establishments by employment-size class									
			First quarter	Annual		1 to 4	5 to 9	10 to 19	20 to 49	50 to 99	100 to 249	250 to 499	500 to 999	1,000 or more	
<b>WADENA—Con.</b>															
<b>44-45</b>	<b>Retail trade</b> .....	<b>678</b>	<b>2 582</b>	<b>12 713</b>	<b>65</b>	<b>28</b>	<b>19</b>	<b>10</b>	<b>5</b>	<b>3</b>	—	—	—	—	
444	Bldg material & garden equip & supp dealers .....	152	851	4 384	10	3	3	2	1	1	—	—	—	—	
4441	Building material & supplies dealers .....	(C)	(D)	(D)	9	2	3	2	1	1	—	—	—	—	
44419	Other building material dealers .....	120	743	3 877	5	1	2	—	1	1	—	—	—	—	
444190	Other building material dealers .....	120	743	3 877	5	1	2	—	1	1	—	—	—	—	
445	Food & beverage stores .....	215	490	2 171	11	5	1	3	—	2	—	—	—	—	
4451	Grocery stores .....	194	441	1 955	7	3	—	2	—	2	—	—	—	—	
44511	Grocery (except convenience) stores .....	194	441	1 955	7	3	—	2	—	2	—	—	—	—	
445110	Grocery (except convenience) stores .....	194	441	1 955	7	3	—	2	—	2	—	—	—	—	
<b>48-49</b>	<b>Transportation &amp; warehousing</b> .....	<b>83</b>	<b>330</b>	<b>1 087</b>	<b>10</b>	<b>6</b>	<b>1</b>	<b>2</b>	<b>1</b>	—	—	—	—	—	
<b>51</b>	<b>Information</b> .....	<b>76</b>	<b>450</b>	<b>1 689</b>	<b>7</b>	<b>2</b>	<b>2</b>	<b>2</b>	<b>1</b>	—	—	—	—	—	
<b>52</b>	<b>Finance &amp; insurance</b> .....	<b>99</b>	<b>638</b>	<b>2 714</b>	<b>19</b>	<b>12</b>	<b>4</b>	<b>1</b>	<b>2</b>	—	—	—	—	—	
<b>53</b>	<b>Real estate &amp; rental &amp; leasing</b> .....	<b>16</b>	<b>51</b>	<b>223</b>	<b>6</b>	<b>4</b>	<b>2</b>	—	—	—	—	—	—	—	
<b>54</b>	<b>Professional, scientific &amp; technical services</b> .....	<b>88</b>	<b>275</b>	<b>972</b>	<b>17</b>	<b>11</b>	<b>5</b>	—	<b>1</b>	—	—	—	—	—	
<b>55</b>	<b>Management of companies &amp; enterprises</b> .....	<b>(A)</b>	<b>(D)</b>	<b>(D)</b>	<b>1</b>	<b>1</b>	—	—	—	—	—	—	—	—	
<b>56</b>	<b>Admin, support, waste mgt, remediation services</b> .....	<b>49</b>	<b>157</b>	<b>700</b>	<b>11</b>	<b>6</b>	<b>4</b>	<b>1</b>	—	—	—	—	—	—	
<b>61</b>	<b>Educational services</b> .....	<b>(A)</b>	<b>(D)</b>	<b>(D)</b>	<b>2</b>	<b>2</b>	—	—	—	—	—	—	—	—	
<b>62</b>	<b>Health care and social assistance</b> .....	<b>1 821</b>	<b>7 806</b>	<b>32 364</b>	<b>36</b>	<b>16</b>	<b>6</b>	<b>5</b>	<b>3</b>	<b>2</b>	<b>2</b>	<b>1</b>	<b>1</b>	—	
621	Ambulatory health care services .....	121	984	5 293	15	8	5	1	—	1	—	—	—	—	
622	Hospitals .....	(F)	(D)	(D)	2	—	—	—	—	—	1	1	—	—	
6221	General medical & surgical hospitals .....	(F)	(D)	(D)	2	—	—	—	—	—	1	1	—	—	
62211	General medical & surgical hospitals .....	(F)	(D)	(D)	2	—	—	—	—	—	1	1	—	—	
623	Nursing & residential care facilities .....	339	1 383	5 713	8	1	—	2	3	1	1	—	—	—	
6232	Residential mental retardation, health facil .....	(E)	(D)	(D)	5	—	—	2	2	—	1	—	—	—	
62321	Residential mental retardation facilities .....	211	910	3 676	3	—	—	1	1	—	1	—	—	—	
623210	Residential mental retardation facilities .....	211	910	3 676	3	—	—	1	1	—	1	—	—	—	
624	Social assistance .....	(F)	(D)	(D)	11	7	1	2	—	—	—	—	1	—	
6243	Vocational rehabilitation services .....	(F)	(D)	(D)	2	—	—	1	—	—	—	—	1	—	
62431	Vocational rehabilitation services .....	(F)	(D)	(D)	2	—	—	1	—	—	—	—	1	—	
<b>71</b>	<b>Arts, entertainment &amp; recreation</b> .....	<b>(A)</b>	<b>(D)</b>	<b>(D)</b>	<b>5</b>	<b>3</b>	<b>2</b>	—	—	—	—	—	—	—	
<b>72</b>	<b>Accommodation &amp; food services</b> .....	<b>311</b>	<b>465</b>	<b>2 239</b>	<b>25</b>	<b>8</b>	<b>5</b>	<b>6</b>	<b>6</b>	—	—	—	—	—	
722	Food services & drinking places .....	(E)	(D)	(D)	22	6	5	6	5	—	—	—	—	—	
7221	Full-service restaurants .....	175	279	1 400	12	2	3	4	3	—	—	—	—	—	
72211	Full-service restaurants .....	175	279	1 400	12	2	3	4	3	—	—	—	—	—	
722110	Full-service restaurants .....	175	279	1 400	12	2	3	4	3	—	—	—	—	—	
7222	Limited-service eating places .....	107	139	641	9	4	1	2	2	—	—	—	—	—	
72221	Limited-service eating places .....	107	139	641	9	4	1	2	2	—	—	—	—	—	
<b>81</b>	<b>Other services (except public administration)</b> .....	<b>197</b>	<b>705</b>	<b>2 666</b>	<b>39</b>	<b>30</b>	<b>4</b>	<b>1</b>	<b>4</b>	—	—	—	—	—	
813	Religious, grantmaking, civic, prof & like organizations .....	113	226	898	18	13	2	—	3	—	—	—	—	—	
<b>99</b>	<b>Unclassified establishments</b> .....	<b>(A)</b>	<b>(D)</b>	<b>(D)</b>	<b>9</b>	<b>8</b>	<b>1</b>	—	—	—	—	—	—	—	
<b>WASECA</b>															
	<b>Total</b> .....	<b>6 739</b>	<b>40 289</b>	<b>166 750</b>	<b>464</b>	<b>266</b>	<b>92</b>	<b>56</b>	<b>29</b>	<b>9</b>	<b>9</b>	<b>2</b>	—	<b>1</b>	
<b>11</b>	<b>Forestry, fishing, hunting, and agriculture support</b> .....	<b>(A)</b>	<b>(D)</b>	<b>(D)</b>	<b>2</b>	<b>1</b>	—	<b>1</b>	—	—	—	—	—	—	
<b>21</b>	<b>Mining</b> .....	<b>(A)</b>	<b>(D)</b>	<b>(D)</b>	<b>1</b>	<b>1</b>	—	—	—	—	—	—	—	—	
<b>23</b>	<b>Construction</b> .....	<b>171</b>	<b>888</b>	<b>4 724</b>	<b>67</b>	<b>54</b>	<b>11</b>	<b>2</b>	—	—	—	—	—	—	
<b>31-33</b>	<b>Manufacturing</b> .....	<b>2 621</b>	<b>23 073</b>	<b>93 006</b>	<b>30</b>	<b>9</b>	<b>6</b>	<b>3</b>	<b>4</b>	<b>3</b>	<b>3</b>	<b>1</b>	—	<b>1</b>	
311	Food mfg .....	(C)	(D)	(D)	4	1	—	1	1	—	1	—	—	—	
3114	Fruit & veg preserving & specialty food mfg .....	(C)	(D)	(D)	1	—	—	—	—	—	1	—	—	—	
31141	Frozen food mfg .....	(C)	(D)	(D)	1	—	—	—	—	—	1	—	—	—	
323	Printing & related support activities .....	1 422	12 773	48 798	7	1	1	1	2	1	—	—	—	1	
3231	Printing & related support activities .....	1 422	12 773	48 798	7	1	1	1	2	1	—	—	—	1	
32311	Printing .....	1 422	12 773	48 798	7	1	1	1	2	1	—	—	—	1	
332	Fabricated metal product mfg .....	(C)	(D)	(D)	6	3	2	—	—	1	—	—	—	—	
3327	Mach shops, turn prod, screw, nut, bolt mfg .....	(C)	(D)	(D)	4	2	1	—	—	1	—	—	—	—	
33271	Machine shops .....	(C)	(D)	(D)	4	2	1	—	—	1	—	—	—	—	
334	Computer & electronic product mfg .....	746	6 986	29 258	3	—	—	—	—	—	2	1	—	—	
3342	Communications equipment mfg .....	(C)	(D)	(D)	1	—	—	—	—	—	1	—	—	—	
33422	Radio, TV broadcast & wireless comm equip mfg .....	(C)	(D)	(D)	1	—	—	—	—	—	1	—	—	—	
3344	Semiconductor & oth electronic component mfg .....	(E)	(D)	(D)	1	—	—	—	—	—	—	1	—	—	
33441	Semiconductor & oth electronic component mfg .....	(E)	(D)	(D)	1	—	—	—	—	—	—	1	—	—	
3345	Nav, measuring, medical, control instruments mfg .....	(C)	(D)	(D)	1	—	—	—	—	—	1	—	—	—	
33451	Nav, measuring, medical, control instruments mfg .....	(C)	(D)	(D)	1	—	—	—	—	—	1	—	—	—	

See footnotes at end of table.

**Table 6. Counties—Employees, Payroll, and Establishments by Industry: 2001—Con.**

[Excludes most government employees, railroad employees, and self-employed persons. Size class 1 to 4 includes establishments with payroll, but no employees, during mid-March pay period. (D) denotes figures withheld to avoid disclosing data for individual companies; the data are included in broader industry totals. Detailed industries with 100 or more employees are shown if industry was not a (D). For explanation of terms, abbreviations, and data reliability/comparability, see introductory text]

NAICS code	Industry	Number of employees for week including March 12	Payroll (\$1,000)		Total number of establishments	Number of establishments by employment-size class									
			First quarter	Annual		1 to 4	5 to 9	10 to 19	20 to 49	50 to 99	100 to 249	250 to 499	500 to 999	1,000 or more	
<b>WASECA—Con.</b>															
<b>42</b>	<b>Wholesale trade</b> .....	<b>153</b>	<b>804</b>	<b>3 836</b>	<b>20</b>	<b>11</b>	<b>2</b>	<b>6</b>	<b>1</b>	—	—	—	—	—	
422	Wholesale trade, nondurable goods .....	108	522	2 645	13	7	2	3	1	—	—	—	—	—	
<b>44-45</b>	<b>Retail trade</b> .....	<b>759</b>	<b>2 918</b>	<b>12 763</b>	<b>70</b>	<b>33</b>	<b>15</b>	<b>13</b>	<b>7</b>	<b>1</b>	<b>1</b>	—	—	—	
444	Bldg material & garden equip & supp dealers .....	138	680	3 298	13	4	4	3	2	—	—	—	—	—	
4441	Building material & supplies dealers .....	(C)	(D)	(D)	9	3	2	2	2	—	—	—	—	—	
445	Food & beverage stores .....	240	805	3 339	11	5	1	3	1	—	1	—	—	—	
4451	Grocery stores .....	196	656	2 708	3	—	—	1	1	—	1	—	—	—	
44511	Grocery (except convenience) stores .....	196	656	2 708	3	—	—	1	1	—	1	—	—	—	
445110	Grocery (except convenience) stores .....	196	656	2 708	3	—	—	1	1	—	1	—	—	—	
447	Gasoline stations .....	100	239	973	10	3	2	3	2	—	—	—	—	—	
4471	Gasoline stations .....	100	239	973	10	3	2	3	2	—	—	—	—	—	
<b>48-49</b>	<b>Transportation &amp; warehousing</b> .....	<b>147</b>	<b>646</b>	<b>3 018</b>	<b>23</b>	<b>14</b>	<b>4</b>	<b>3</b>	<b>2</b>	—	—	—	—	—	
<b>51</b>	<b>Information</b> .....	<b>(E)</b>	<b>(D)</b>	<b>(D)</b>	<b>11</b>	<b>6</b>	<b>3</b>	<b>1</b>	—	—	—	—	<b>1</b>	—	
513	Broadcasting & telecommunications .....	(E)	(D)	(D)	5	3	1	—	—	—	—	—	1	—	
5132	Cable networks & program distribution .....	(E)	(D)	(D)	1	—	—	—	—	—	—	—	1	—	
51322	Cable & other program distribution .....	(E)	(D)	(D)	1	—	—	—	—	—	—	—	1	—	
<b>52</b>	<b>Finance &amp; insurance</b> .....	<b>201</b>	<b>1 466</b>	<b>6 008</b>	<b>29</b>	<b>20</b>	<b>4</b>	<b>3</b>	<b>1</b>	<b>1</b>	—	—	—	—	
522	Credit intermediation & related activities .....	159	1 115	4 698	11	5	1	3	1	1	—	—	—	—	
5221	Depository credit intermediation .....	150	1 053	4 426	7	1	1	3	1	1	—	—	—	—	
52211	Commercial banking .....	150	1 053	4 426	7	1	1	3	1	1	—	—	—	—	
522110	Commercial banking .....	150	1 053	4 426	7	1	1	3	1	1	—	—	—	—	
<b>53</b>	<b>Real estate &amp; rental &amp; leasing</b> .....	<b>10</b>	<b>19</b>	<b>70</b>	<b>6</b>	<b>5</b>	<b>1</b>	—	—	—	—	—	—	—	
<b>54</b>	<b>Professional, scientific &amp; technical services</b> .....	<b>100</b>	<b>404</b>	<b>1 749</b>	<b>24</b>	<b>17</b>	<b>4</b>	<b>3</b>	—	—	—	—	—	—	
541	Professional, scientific & technical services .....	100	404	1 749	24	17	4	3	—	—	—	—	—	—	
<b>55</b>	<b>Management of companies &amp; enterprises</b> .....	<b>(A)</b>	<b>(D)</b>	<b>(D)</b>	<b>1</b>	<b>1</b>	—	—	—	—	—	—	—	—	
<b>56</b>	<b>Admin, support, waste mgt, remediation services</b> .....	<b>63</b>	<b>338</b>	<b>1 379</b>	<b>12</b>	<b>9</b>	<b>1</b>	<b>1</b>	<b>1</b>	—	—	—	—	—	
<b>61</b>	<b>Educational services</b> .....	<b>(C)</b>	<b>(D)</b>	<b>(D)</b>	<b>4</b>	<b>2</b>	<b>1</b>	—	—	—	<b>1</b>	—	—	—	
611	Educational services .....	(C)	(D)	(D)	4	2	1	—	—	—	1	—	—	—	
6111	Elementary & secondary schools .....	(C)	(D)	(D)	1	—	—	—	—	—	1	—	—	—	
61111	Elementary & secondary schools .....	(C)	(D)	(D)	1	—	—	—	—	—	1	—	—	—	
<b>62</b>	<b>Health care and social assistance</b> .....	<b>1 205</b>	<b>4 549</b>	<b>19 050</b>	<b>51</b>	<b>14</b>	<b>14</b>	<b>13</b>	<b>3</b>	<b>3</b>	<b>4</b>	—	—	—	
621	Ambulatory health care services .....	239	1 417	5 911	16	6	5	4	—	—	1	—	—	—	
6216	Home health care services .....	(C)	(D)	(D)	2	—	—	1	—	—	1	—	—	—	
62161	Home health care services .....	(C)	(D)	(D)	2	—	—	1	—	—	1	—	—	—	
622	Hospitals .....	(C)	(D)	(D)	1	—	—	—	—	—	1	—	—	—	
6221	General medical & surgical hospitals .....	(C)	(D)	(D)	1	—	—	—	—	—	1	—	—	—	
62211	General medical & surgical hospitals .....	(C)	(D)	(D)	1	—	—	—	—	—	1	—	—	—	
623	Nursing & residential care facilities .....	423	1 325	5 504	20	2	6	8	3	—	1	—	—	—	
6231	Nursing care facilities .....	(C)	(D)	(D)	3	—	—	2	—	—	1	—	—	—	
62311	Nursing care facilities .....	(C)	(D)	(D)	3	—	—	2	—	—	1	—	—	—	
6232	Residential mental retardation, health facil .....	194	611	2 553	15	1	6	6	2	—	—	—	—	—	
62321	Residential mental retardation facilities .....	194	611	2 553	15	1	6	6	2	—	—	—	—	—	
623210	Residential mental retardation facilities .....	194	611	2 553	15	1	6	6	2	—	—	—	—	—	
624	Social assistance .....	(E)	(D)	(D)	14	6	3	1	—	3	1	—	—	—	
6242	Community, emergency & other relief services ..	215	482	1 900	5	2	1	—	—	1	1	—	—	—	
62421	Community food services .....	(C)	(D)	(D)	3	—	1	—	—	1	1	—	—	—	
<b>71</b>	<b>Arts, entertainment &amp; recreation</b> .....	<b>34</b>	<b>117</b>	<b>567</b>	<b>11</b>	<b>7</b>	<b>4</b>	—	—	—	—	—	—	—	
<b>72</b>	<b>Accommodation &amp; food services</b> .....	<b>306</b>	<b>554</b>	<b>2 305</b>	<b>32</b>	<b>14</b>	<b>8</b>	<b>5</b>	<b>4</b>	<b>1</b>	—	—	—	—	
722	Food services & drinking places .....	(E)	(D)	(D)	30	13	8	5	3	1	—	—	—	—	
7222	Limited-service eating places .....	145	240	1 036	13	6	2	3	1	1	—	—	—	—	
72221	Limited-service eating places .....	145	240	1 036	13	6	2	3	1	1	—	—	—	—	
<b>81</b>	<b>Other services (except public administration)</b> .....	<b>335</b>	<b>1 009</b>	<b>4 162</b>	<b>62</b>	<b>41</b>	<b>14</b>	<b>2</b>	<b>5</b>	—	—	—	—	—	
813	Religious, grantmaking, civic, prof & like organizations .....	250	681	2 891	34	20	7	2	5	—	—	—	—	—	
8131	Religious organizations .....	140	390	1 600	21	12	6	1	2	—	—	—	—	—	
81311	Religious organizations .....	140	390	1 600	21	12	6	1	2	—	—	—	—	—	
813110	Religious organizations .....	140	390	1 600	21	12	6	1	2	—	—	—	—	—	
<b>95</b>	<b>Auxiliaries (exc corporate, subsidiary &amp; regional mgt)</b> .....	<b>(B)</b>	<b>(D)</b>	<b>(D)</b>	<b>1</b>	—	—	—	<b>1</b>	—	—	—	—	—	
<b>99</b>	<b>Unclassified establishments</b> .....	<b>(A)</b>	<b>(D)</b>	<b>(D)</b>	<b>7</b>	<b>7</b>	—	—	—	—	—	—	—	—	

See footnotes at end of table.



**Table 6. Counties—Employees, Payroll, and Establishments by Industry: 2001—Con.**

[Excludes most government employees, railroad employees, and self-employed persons. Size class 1 to 4 includes establishments with payroll, but no employees, during mid-March pay period. (D) denotes figures withheld to avoid disclosing data for individual companies; the data are included in broader industry totals. Detailed industries with 100 or more employees are shown if industry was not a (D). For explanation of terms, abbreviations, and data reliability/comparability, see introductory text]

NAICS code	Industry	Number of employees for week including March 12	Payroll (\$1,000)		Total number of establishments	Number of establishments by employment-size class								
			First quarter	Annual		1 to 4	5 to 9	10 to 19	20 to 49	50 to 99	100 to 249	250 to 499	500 to 999	1,000 or more
<b>WASHINGTON</b>														
	<b>Total</b> .....	<b>62 693</b>	<b>498 558</b>	<b>2 099 997</b>	<b>4 660</b>	<b>2 749</b>	<b>768</b>	<b>555</b>	<b>372</b>	<b>126</b>	<b>63</b>	<b>18</b>	<b>7</b>	<b>2</b>
<b>11</b>	<b>Forestry, fishing, hunting, and agriculture support</b> .....	(B)	(D)	(D)	<b>10</b>	<b>7</b>	<b>3</b>	—	—	—	—	—	—	—
<b>21</b>	<b>Mining</b> .....	(B)	(D)	(D)	<b>6</b>	<b>3</b>	<b>1</b>	—	<b>2</b>	—	—	—	—	—
<b>22</b>	<b>Utilities</b> .....	(C)	(D)	(D)	<b>6</b>	<b>2</b>	—	<b>1</b>	<b>1</b>	<b>1</b>	<b>1</b>	—	—	—
221	Utilities .....	(C)	(D)	(D)	6	2	—	1	1	1	1	—	—	—
2211	Elec pwr generation, transmsn & distribution ...	(C)	(D)	(D)	6	2	—	1	1	1	1	—	—	—
22111	Electric power generation .....	(C)	(D)	(D)	3	1	—	—	1	—	1	—	—	—
22112	Electric pwr transmsn, control & distribution ..	(C)	(D)	(D)	3	1	—	1	—	1	—	—	—	—
<b>23</b>	<b>Construction</b> .....	<b>3 995</b>	<b>35 985</b>	<b>177 630</b>	<b>608</b>	<b>443</b>	<b>82</b>	<b>50</b>	<b>26</b>	<b>4</b>	<b>1</b>	<b>1</b>	<b>1</b>	—
233	Building, developing & general contracting .....	710	7 957	33 724	194	157	17	17	2	1	—	—	—	—
2332	Residential building construction .....	465	4 793	20 063	154	130	11	11	2	—	—	—	—	—
23321	Single-family housing construction .....	452	4 707	19 643	149	126	11	10	2	—	—	—	—	—
233210	Single-family housing construction .....	452	4 707	19 643	149	126	11	10	2	—	—	—	—	—
2333	Nonresidential building construction .....	233	3 111	13 205	34	22	5	6	—	1	—	—	—	—
23332	Commercial & institutional bldg construction ..	226	3 054	13 016	31	20	4	6	—	1	—	—	—	—
233320	Commercial & institutional bldg construction ..	226	3 054	13 016	31	20	4	6	—	1	—	—	—	—
234	Heavy construction .....	257	2 585	20 535	28	13	8	2	5	—	—	—	—	—
2349	Other heavy construction .....	178	1 857	13 094	21	10	6	2	3	—	—	—	—	—
23491	Water, sewer & pipeline construction .....	114	1 227	8 849	8	4	1	—	3	—	—	—	—	—
234910	Water, sewer & pipeline construction .....	114	1 227	8 849	8	4	1	—	3	—	—	—	—	—
235	Special trade contractors .....	3 028	25 443	123 371	386	273	57	31	19	3	1	1	1	—
2351	Plumbing, heating & AC contractor .....	301	2 686	13 198	59	39	14	3	3	—	—	—	—	—
23511	Plumbing, heating & AC contractor .....	301	2 686	13 198	59	39	14	3	3	—	—	—	—	—
235110	Plumbing, heating & AC contractor .....	301	2 686	13 198	59	39	14	3	3	—	—	—	—	—
2352	Painting & wall covering contractors .....	150	1 200	5 761	40	31	6	2	1	—	—	—	—	—
23521	Painting & wall covering contractors .....	150	1 200	5 761	40	31	6	2	1	—	—	—	—	—
235210	Painting & wall covering contractors .....	150	1 200	5 761	40	31	6	2	1	—	—	—	—	—
2353	Electrical contractors .....	315	2 917	12 431	46	30	6	7	2	1	—	—	—	—
23531	Electrical contractors .....	315	2 917	12 431	46	30	6	7	2	1	—	—	—	—
235310	Electrical contractors .....	315	2 917	12 431	46	30	6	7	2	1	—	—	—	—
2354	Masonry, drywall, insulation, tile contractors ....	1 144	10 069	48 959	47	35	3	2	5	—	—	1	1	—
23541	Masonry & stone contractors .....	(C)	(D)	(D)	26	20	2	2	—	—	—	—	—	—
23542	Drywall, acoustical & insulation contractors ...	970	8 957	42 007	15	10	1	—	2	—	—	1	1	—
235420	Drywall, acoustical & insulation contractors ...	970	8 957	42 007	15	10	1	—	2	—	—	1	1	—
2355	Carpentry & floor contractors .....	279	1 780	9 139	58	41	10	3	4	—	—	—	—	—
23551	Carpentry contractors .....	192	1 415	7 451	44	31	8	3	2	—	—	—	—	—
235510	Carpentry contractors .....	192	1 415	7 451	44	31	8	3	2	—	—	—	—	—
2356	Roofing, siding, & sheet metal contractors .....	227	1 465	6 563	44	33	6	3	1	1	—	—	—	—
23561	Roofing, siding, & sheet metal contractors ...	227	1 465	6 563	44	33	6	3	1	1	—	—	—	—
235610	Roofing, siding, & sheet metal contractors ...	227	1 465	6 563	44	33	6	3	1	1	—	—	—	—
2357	Concrete contractors .....	191	1 521	10 099	31	20	6	3	1	1	—	—	—	—
23571	Concrete contractors .....	191	1 521	10 099	31	20	6	3	1	1	—	—	—	—
235710	Concrete contractors .....	191	1 521	10 099	31	20	6	3	1	1	—	—	—	—
2359	Other special trade contractors .....	366	3 423	15 476	57	44	4	7	1	—	1	—	—	—
23591	Structural steel erection contractors .....	199	2 358	7 666	4	1	1	1	—	—	1	—	—	—
235910	Structural steel erection contractors .....	199	2 358	7 666	4	1	1	1	—	—	1	—	—	—
<b>31-33</b>	<b>Manufacturing</b> .....	<b>11 578</b>	<b>130 119</b>	<b>575 644</b>	<b>227</b>	<b>97</b>	<b>37</b>	<b>40</b>	<b>21</b>	<b>15</b>	<b>8</b>	<b>6</b>	<b>2</b>	<b>1</b>
311	Food mfg .....	310	2 670	10 852	11	5	2	3	—	1	1	—	—	—
3115	Dairy product mfg .....	(C)	(D)	(D)	1	—	—	—	—	—	1	—	—	—
31151	Dairy product (exc frozen) mfg .....	(C)	(D)	(D)	1	—	—	—	—	—	1	—	—	—
321	Wood product mfg .....	(H)	(D)	(D)	18	6	4	1	4	1	1	—	—	1
3219	Other wood product mfg .....	(H)	(D)	(D)	14	4	3	1	3	1	1	—	—	1
32191	Millwork .....	(H)	(D)	(D)	7	3	2	—	—	—	1	—	—	1
323	Printing & related support activities .....	904	7 223	26 921	17	7	3	2	3	—	—	2	—	—
3231	Printing & related support activities .....	904	7 223	26 921	17	7	3	2	3	—	—	2	—	—
32311	Printing .....	(F)	(D)	(D)	16	6	3	2	3	—	—	2	—	—
323110	Commercial lithographic printing .....	469	3 179	10 381	7	3	—	2	1	—	—	1	—	—
324	Petroleum & coal products mfg .....	(E)	(D)	(D)	3	1	—	—	1	—	—	1	—	—
3241	Petroleum & coal products mfg .....	(E)	(D)	(D)	3	1	—	—	1	—	—	1	—	—
32411	Petroleum refineries .....	(E)	(D)	(D)	1	—	—	—	—	—	—	1	—	—
325	Chemical mfg .....	1 668	26 471	97 509	10	3	1	1	1	—	2	1	1	—
3254	Pharmaceutical & medicine mfg .....	163	2 144	7 828	4	2	1	—	—	—	1	—	—	—
32541	Pharmaceutical & medicine mfg .....	163	2 144	7 828	4	2	1	—	—	—	1	—	—	—
3255	Paint, coating & adhesive mfg .....	(C)	(D)	(D)	2	—	—	—	1	—	—	1	—	—
32551	Paint & coating mfg .....	(C)	(D)	(D)	1	—	—	—	—	—	—	1	—	—
3256	Soap, cleaners & toilet preparation mfg .....	(F)	(D)	(D)	3	1	—	—	1	—	—	—	1	—
32561	Soap & cleaning compound mfg .....	(F)	(D)	(D)	2	1	—	—	—	—	—	—	1	—
3259	Other chemical product & preparation mfg .....	(E)	(D)	(D)	1	—	—	—	—	—	—	—	1	—
32599	All other chemical product & preparation mfg .	(E)	(D)	(D)	1	—	—	—	—	—	—	—	1	—
326	Plastics & rubber products mfg .....	641	5 227	19 715	15	4	3	3	1	3	—	1	—	—
3261	Plastics product mfg .....	641	5 227	19 715	15	4	3	3	1	3	—	1	—	—
32611	Unsupported plastics film, sheet, & bag mfg ...	(E)	(D)	(D)	2	—	—	—	—	—	—	1	—	—
32619	Other plastics product mfg .....	230	1 981	6 930	10	3	2	3	—	2	—	—	—	—

See footnotes at end of table.

**Table 6. Counties—Employees, Payroll, and Establishments by Industry: 2001—Con.**

[Excludes most government employees, railroad employees, and self-employed persons. Size class 1 to 4 includes establishments with payroll, but no employees, during mid-March pay period. (D) denotes figures withheld to avoid disclosing data for individual companies; the data are included in broader industry totals. Detailed industries with 100 or more employees are shown if industry was not a (D). For explanation of terms, abbreviations, and data reliability/comparability, see introductory text]

NAICS code	Industry	Number of employees for week including March 12	Payroll (\$1,000)		Total number of establishments	Number of establishments by employment-size class									
			First quarter	Annual		1 to 4	5 to 9	10 to 19	20 to 49	50 to 99	100 to 249	250 to 499	500 to 999	1,000 or more	
<b>WASHINGTON—Con.</b>															
<b>31-33 Manufacturing—Con.</b>															
332	Fabricated metal product mfg .....	1 176	11 386	45 360	45	21	2	7	7	5	3	—	—	—	
3321	Forging & stamping .....	204	1 941	6 761	4	1	—	1	1	—	1	—	—	—	
33211	Forging & stamping .....	204	1 941	6 761	4	1	—	1	1	—	1	—	—	—	
3323	Architectural & structural metals mfg .....	271	3 028	13 813	7	3	1	1	—	1	1	—	—	—	
33232	Ornamental & architectural metal prod mfg ...	(C)	(D)	(D)	4	2	1	—	—	—	1	—	—	—	
3326	Spring & wire product mfg .....	151	1 349	4 521	3	—	—	—	1	2	—	—	—	—	
33261	Spring & wire product mfg .....	151	1 349	4 521	3	—	—	—	1	2	—	—	—	—	
3327	Mach shops, turn prod, screw, nut, bolt mfg ....	234	2 378	9 053	22	14	—	4	4	—	—	—	—	—	
33271	Machine shops .....	(C)	(D)	(D)	21	14	—	4	3	—	—	—	—	—	
3328	Coating, engrave, heat treating & oth activity ...	194	1 830	5 699	3	—	1	—	—	1	1	—	—	—	
33281	Coating, engrave, heat treating & oth activity ...	194	1 830	5 699	3	—	1	—	—	1	1	—	—	—	
332812	Metal coating, engraving & allied services ..	194	1 830	5 699	3	—	1	—	—	1	1	—	—	—	
333	Machinery mfg .....	1 595	18 746	67 135	24	6	6	6	2	1	1	1	1	—	
3333	Commercial & service industry machinery mfg ..	(E)	(D)	(D)	5	3	—	1	—	—	—	1	—	—	
33331	Commercial & service industry machinery mfg .....	(E)	(D)	(D)	5	3	—	1	—	—	—	1	—	—	
3335	Metalworking machinery mfg .....	1 089	13 298	46 957	12	1	3	3	2	1	1	—	1	—	
33351	Metalworking machinery mfg .....	1 089	13 298	46 957	12	1	3	3	2	1	1	—	1	—	
333511	Industrial mold mfg .....	102	1 250	4 855	8	1	3	2	2	—	—	—	—	—	
337	Furniture & related product mfg .....	145	1 728	6 536	11	4	4	2	—	1	—	—	—	—	
339	Miscellaneous mfg .....	397	2 835	11 782	25	12	5	4	1	3	—	—	—	—	
3391	Medical equipment & supplies mfg .....	282	2 245	9 342	13	3	4	3	1	2	—	—	—	—	
33911	Medical equipment & supplies mfg .....	282	2 245	9 342	13	3	4	3	1	2	—	—	—	—	
339116	Dental laboratories .....	130	1 148	4 609	9	2	3	3	—	1	—	—	—	—	
3399	Other miscellaneous mfg .....	115	590	2 440	12	9	1	1	—	1	—	—	—	—	
<b>42</b>	<b>Wholesale trade .....</b>	<b>2 379</b>	<b>29 947</b>	<b>134 875</b>	<b>241</b>	<b>168</b>	<b>39</b>	<b>17</b>	<b>13</b>	<b>1</b>	<b>1</b>	<b>1</b>	<b>1</b>	<b>—</b>	
421	Wholesale trade, durable goods .....	1 855	25 498	118 021	154	101	30	13	7	1	—	1	1	—	
4213	Lumber & other construction materials whsle ...	900	11 436	59 546	18	10	2	1	3	1	—	—	1	—	
42131	Lumber, plywood, millwork & wood panel whsle .....	(F)	(D)	(D)	11	5	1	1	3	—	—	—	1	—	
4214	Professional & commercial equip & supp whsle .	457	9 727	39 079	19	15	—	2	1	—	—	1	—	—	
42141	Photographic equipment & supplies whsle ...	(E)	(D)	(D)	1	—	—	—	—	—	—	1	—	—	
4218	Machinery, equipment & supplies whsle .....	133	1 543	6 074	34	22	10	1	1	—	—	—	—	—	
4219	Miscellaneous durable goods whsle .....	130	899	4 903	21	11	4	4	2	—	—	—	—	—	
422	Wholesale trade, nondurable goods .....	524	4 449	16 854	87	67	9	4	6	—	1	—	—	—	
4224	Grocery & related product whsle .....	151	976	3 693	19	12	2	3	2	—	—	—	—	—	
4229	Miscellaneous nondurable goods whsle .....	155	1 161	4 277	18	15	1	1	—	—	1	—	—	—	
42294	Tobacco & tobacco product whsle .....	(C)	(D)	(D)	2	1	—	—	—	—	1	—	—	—	
<b>44-45</b>	<b>Retail trade .....</b>	<b>10 968</b>	<b>50 848</b>	<b>221 896</b>	<b>663</b>	<b>283</b>	<b>160</b>	<b>107</b>	<b>62</b>	<b>23</b>	<b>25</b>	<b>3</b>	<b>—</b>	<b>—</b>	
441	Motor vehicle & parts dealers .....	1 181	9 807	46 109	65	26	9	14	9	5	2	—	—	—	
4411	Automobile dealers .....	773	7 193	33 556	25	11	1	1	5	5	2	—	—	—	
44111	New car dealers .....	686	6 531	30 564	12	1	—	1	3	5	2	—	—	—	
441110	New car dealers .....	686	6 531	30 564	12	1	—	1	3	5	2	—	—	—	
4412	Other motor vehicle dealers .....	179	1 400	6 973	17	9	3	2	3	—	—	—	—	—	
44122	Motorcycle & boat & other MV dealers .....	(C)	(D)	(D)	15	8	3	2	2	—	—	—	—	—	
4413	Automotive parts, accessories & tire stores .....	229	1 214	5 580	23	6	5	11	1	—	—	—	—	—	
44131	Automotive parts, accessories & tire stores ...	103	425	1 932	12	4	4	3	1	—	—	—	—	—	
441310	Automotive parts, accessories & tire stores .	103	425	1 932	12	4	4	3	1	—	—	—	—	—	
44132	Tire dealers .....	126	789	3 648	11	2	1	8	—	—	—	—	—	—	
441320	Tire dealers .....	126	789	3 648	11	2	1	8	—	—	—	—	—	—	
442	Furniture & home furnishing stores .....	382	1 700	6 575	47	28	12	4	1	1	1	—	—	—	
4421	Furniture stores .....	133	991	3 652	12	7	1	2	1	1	—	—	—	—	
44211	Furniture stores .....	133	991	3 652	12	7	1	2	1	1	—	—	—	—	
442110	Furniture stores .....	133	991	3 652	12	7	1	2	1	1	—	—	—	—	
4422	Home furnishings stores .....	249	709	2 923	35	21	11	2	—	—	1	—	—	—	
44229	Other home furnishings stores .....	198	413	1 496	15	6	6	2	—	—	1	—	—	—	
443	Electronics & appliance stores .....	502	2 247	9 197	32	15	7	3	3	3	1	—	—	—	
4431	Electronics & appliance stores .....	502	2 247	9 197	32	15	7	3	3	3	1	—	—	—	
44311	Appliance, TV & all other electronics stores ...	342	1 498	6 045	17	8	3	2	1	2	1	—	—	—	
443112	Radio, television & other electronics stores .	288	1 315	5 336	12	6	2	1	—	2	1	—	—	—	
44312	Computer & software stores .....	(C)	(D)	(D)	12	7	3	—	1	1	—	—	—	—	
444	Bldg material & garden equip & supp dealers .....	1 348	8 550	37 903	62	25	10	15	7	—	5	—	—	—	
4441	Building material & supplies dealers .....	1 240	8 087	35 268	49	20	8	10	6	—	5	—	—	—	
44411	Home centers .....	(F)	(D)	(D)	7	1	1	—	—	—	5	—	—	—	
44419	Other building material dealers .....	315	2 665	14 597	29	15	4	5	5	—	—	—	—	—	
444190	Other building material dealers .....	315	2 665	14 597	29	15	4	5	5	—	—	—	—	—	
4442	Lawn & garden equip & supplies stores .....	108	463	2 635	13	5	2	5	1	—	—	—	—	—	
445	Food & beverage stores .....	1 984	8 387	34 068	66	26	15	9	4	4	7	1	—	—	
4451	Grocery stores .....	1 733	7 633	30 770	29	10	2	3	2	4	7	1	—	—	
44511	Grocery (except convenience) stores .....	1 696	7 590	30 542	21	5	—	2	2	4	7	1	—	—	
445110	Grocery (except convenience) stores .....	1 696	7 590	30 542	21	5	—	2	2	4	7	1	—	—	
4453	Beer, wine & liquor stores .....	224	635	2 771	30	12	10	6	2	—	—	—	—	—	
44531	Beer, wine & liquor stores .....	224	635	2 771	30	12	10	6	2	—	—	—	—	—	
445310	Beer, wine & liquor stores .....	224	635	2 771	30	12	10	6	2	—	—	—	—	—	

See footnotes at end of table.

**Table 6. Counties—Employees, Payroll, and Establishments by Industry: 2001—Con.**

[Excludes most government employees, railroad employees, and self-employed persons. Size class 1 to 4 includes establishments with payroll, but no employees, during mid-March pay period. (D) denotes figures withheld to avoid disclosing data for individual companies; the data are included in broader industry totals. Detailed industries with 100 or more employees are shown if industry was not a (D). For explanation of terms, abbreviations, and data reliability/comparability, see introductory text]

NAICS code	Industry	Number of employees for week including March 12	Payroll (\$1,000)		Total number of establishments	Number of establishments by employment-size class																						
			First quarter	Annual		1 to 4	5 to 9	10 to 19	20 to 49	50 to 99	100 to 249	250 to 499	500 to 999	1,000 or more														
<b>WASHINGTON—Con.</b>																												
<b>44-45 Retail trade—Con.</b>																												
446	Health & personal care stores .....	547	2 432	10 891	39	17	5	8	6	3	—	—	—	—	—	—	—											
4461	Health & personal care stores .....	547	2 432	10 891	39	17	5	8	6	3	—	—	—	—	—	—	—											
44611	Pharmacies & drug stores .....	394	1 701	7 191	14	3	—	2	6	3	—	—	—	—	—	—	—											
446110	Pharmacies & drug stores .....	394	1 701	7 191	14	3	—	2	6	3	—	—	—	—	—	—	—											
447	Gasoline stations .....	694	2 867	11 544	58	5	23	22	8	—	—	—	—	—	—	—	—											
4471	Gasoline stations .....	694	2 867	11 544	58	5	23	22	8	—	—	—	—	—	—	—	—											
44711	Gasoline stations with convenience stores ...	648	2 618	10 593	52	3	20	22	7	—	—	—	—	—	—	—	—											
447110	Gasoline stations with convenience stores .	648	2 618	10 593	52	3	20	22	7	—	—	—	—	—	—	—	—											
448	Clothing & clothing accessories stores .....	774	2 201	8 971	90	37	34	8	9	2	—	—	—	—	—	—	—											
4481	Clothing stores .....	640	1 602	6 531	63	25	21	7	8	2	—	—	—	—	—	—	—											
44812	Women's clothing stores .....	240	615	2 530	29	8	13	6	2	—	—	—	—	—	—	—	—											
448120	Women's clothing stores .....	240	615	2 530	29	8	13	6	2	—	—	—	—	—	—	—	—											
44814	Family clothing stores .....	295	689	2 868	15	5	4	—	4	2	—	—	—	—	—	—	—											
448140	Family clothing stores .....	295	689	2 868	15	5	4	—	4	2	—	—	—	—	—	—	—											
451	Sporting goods, hobby, book & music stores .....	659	1 962	8 587	54	26	14	8	3	2	1	—	—	—	—	—	—											
4511	Sporting goods, hobby, musical instrument stores .....	535	1 654	7 407	45	23	12	6	2	1	1	—	—	—	—	—	—											
45111	Sporting goods stores .....	357	1 047	4 895	34	19	9	4	1	—	1	—	—	—	—	—	—											
451110	Sporting goods stores .....	357	1 047	4 895	34	19	9	4	1	—	1	—	—	—	—	—	—											
4512	Book, periodical & music stores .....	124	308	1 180	9	3	2	2	1	1	—	—	—	—	—	—	—											
45121	Book stores .....	(C)	(D)	(D)	6	1	1	2	1	1	—	—	—	—	—	—	—											
451211	Book stores .....	117	297	1 124	5	—	1	2	1	1	—	—	—	—	—	—	—											
452	General merchandise stores .....	2 046	7 644	34 970	19	1	3	1	2	2	8	2	—	—	—	—	—											
4521	Department stores .....	1 859	6 843	31 397	11	—	—	—	—	1	8	2	—	—	—	—	—											
45211	Department stores .....	1 859	6 843	31 397	11	—	—	—	—	1	8	2	—	—	—	—	—											
452110	Department stores .....	1 859	6 843	31 397	11	—	—	—	—	1	8	2	—	—	—	—	—											
4529	Other general merchandise stores .....	187	801	3 573	8	1	3	1	2	1	—	—	—	—	—	—	—											
45299	All other general merchandise stores .....	187	801	3 573	8	1	3	1	2	1	—	—	—	—	—	—	—											
452990	All other general merchandise stores .....	187	801	3 573	8	1	3	1	2	1	—	—	—	—	—	—	—											
453	Miscellaneous store retailers .....	706	2 268	9 907	99	55	22	12	9	1	—	—	—	—	—	—	—											
4532	Office supplies, stationery & gift stores .....	239	673	2 853	31	15	7	5	4	—	—	—	—	—	—	—	—											
45322	Gift, novelty & souvenir stores .....	(C)	(D)	(D)	24	12	6	5	1	—	—	—	—	—	—	—	—											
4539	Other miscellaneous store retailers .....	306	1 021	4 497	44	25	12	3	3	1	—	—	—	—	—	—	—											
45391	Pet & pet supplies stores .....	137	317	1 498	11	3	5	—	3	—	—	—	—	—	—	—	—											
453910	Pet & pet supplies stores .....	137	317	1 498	11	3	5	—	3	—	—	—	—	—	—	—	—											
45399	All other miscellaneous store retailers .....	154	651	2 697	26	15	7	3	—	1	—	—	—	—	—	—	—											
454	Nonstore retailers .....	145	783	3 174	32	22	6	3	1	—	—	—	—	—	—	—	—											
<b>48-49 Transportation &amp; warehousing .....</b>														<b>1 632</b>	<b>10 122</b>	<b>45 525</b>	<b>124</b>	<b>86</b>	<b>10</b>	<b>11</b>	<b>11</b>	<b>1</b>	<b>4</b>	<b>1</b>	—	—	—	—
484	Truck transportation .....	581	5 803	26 402	80	59	7	5	8	—	1	—	—	—	—	—	—											
4841	General freight trucking .....	255	2 030	8 904	53	41	4	3	5	—	—	—	—	—	—	—	—											
48411	General freight trucking, local .....	140	1 116	5 411	30	22	3	2	3	—	—	—	—	—	—	—	—											
484110	General freight trucking, local .....	140	1 116	5 411	30	22	3	2	3	—	—	—	—	—	—	—	—											
48412	General freight trucking, long-distance .....	115	914	3 493	23	19	1	1	2	—	—	—	—	—	—	—	—											
484121	General freight trucking, long-distance, TL .	112	895	3 417	20	16	1	1	2	—	—	—	—	—	—	—	—											
4842	Specialized freight trucking .....	326	3 773	17 498	27	18	3	2	3	—	1	—	—	—	—	—	—											
48422	Specialized freight (exc used) trucking, local ..	108	1 037	4 988	17	12	2	1	2	—	—	—	—	—	—	—	—											
484220	Specialized freight (exc used) trucking, local ..	108	1 037	4 988	17	12	2	1	2	—	—	—	—	—	—	—	—											
48423	Specialized freight (exc used) trucking, LDist .	215	2 722	12 440	7	3	1	1	1	—	1	—	—	—	—	—	—											
484230	Specialized freight (exc used) trucking, LDist ..	215	2 722	12 440	7	3	1	1	1	—	1	—	—	—	—	—	—											
485	Transit & ground passenger transportation .....	(E)	(D)	(D)	7	4	—	—	1	—	2	—	—	—	—	—	—											
4854	School & employee bus transportation .....	(E)	(D)	(D)	2	—	—	—	—	—	2	—	—	—	—	—	—											
48541	School & employee bus transportation .....	(E)	(D)	(D)	2	—	—	—	—	—	2	—	—	—	—	—	—											
492	Couriers & messengers .....	(E)	(D)	(D)	12	10	—	—	—	—	1	1	—	—	—	—	—											
4921	Couriers .....	(E)	(D)	(D)	5	3	—	—	—	—	1	1	—	—	—	—	—											
49211	Couriers .....	(E)	(D)	(D)	5	3	—	—	—	—	1	1	—	—	—	—	—											
<b>51 Information .....</b>														<b>491</b>	<b>3 369</b>	<b>14 709</b>	<b>65</b>	<b>44</b>	<b>8</b>	<b>6</b>	<b>5</b>	<b>2</b>	—	—	—	—		
511	Publishing industries .....	141	858	3 652	17	10	2	3	2	—	—	—	—	—	—	—	—											
5111	Newspaper, periodical, book, database publishers .....	136	809	3 356	14	7	2	3	2	—	—	—	—	—	—	—	—											
512	Motion picture & sound recording industries .....	163	393	1 659	8	5	—	—	1	2	—	—	—	—	—	—	—											
5121	Motion picture & video industries .....	163	393	1 659	8	5	—	—	1	2	—	—	—	—	—	—	—											
51213	Motion picture & video exhibition .....	160	371	1 562	5	2	—	—	1	2	—	—	—	—	—	—	—											
513	Broadcasting & telecommunications .....	145	1 649	7 125	25	17	4	2	2	—	—	—	—	—	—	—	—											
5133	Telecommunications .....	121	1 545	6 667	20	14	2	2	2	—	—	—	—	—	—	—	—											

See footnotes at end of table.

**Table 6. Counties—Employees, Payroll, and Establishments by Industry: 2001—Con.**

[Excludes most government employees, railroad employees, and self-employed persons. Size class 1 to 4 includes establishments with payroll, but no employees, during mid-March pay period. (D) denotes figures withheld to avoid disclosing data for individual companies; the data are included in broader industry totals. Detailed industries with 100 or more employees are shown if industry was not a (D). For explanation of terms, abbreviations, and data reliability/comparability, see introductory text]

NAICS code	Industry	Number of employees for week including March 12	Payroll (\$1,000)		Total number of establishments	Number of establishments by employment-size class								
			First quarter	Annual		1 to 4	5 to 9	10 to 19	20 to 49	50 to 99	100 to 249	250 to 499	500 to 999	1,000 or more
<b>WASHINGTON—Con.</b>														
<b>52</b>	<b>Finance &amp; insurance</b> .....	<b>5 197</b>	<b>72 125</b>	<b>248 210</b>	<b>255</b>	<b>171</b>	<b>44</b>	<b>21</b>	<b>11</b>	<b>2</b>	<b>1</b>	<b>3</b>	<b>1</b>	<b>1</b>
522	Credit intermediation & related activities .....	1 137	18 531	72 760	82	33	22	17	8	1	—	1	—	—
5221	Depository credit intermediation .....	580	5 107	20 046	41	7	15	11	7	1	—	—	—	—
52211	Commercial banking .....	558	4 911	19 278	36	5	12	11	7	1	—	—	—	—
522110	Commercial banking .....	558	4 911	19 278	36	5	12	11	7	1	—	—	—	—
5222	Nondepository credit intermediation .....	524	13 034	49 900	24	11	6	5	1	—	—	1	—	—
52222	Sales financing .....	(E)	(D)	(D)	3	2	—	—	—	—	—	1	—	—
52229	Other nondepository credit intermediation .....	(C)	(D)	(D)	21	9	6	5	1	—	—	—	—	—
523	Security, commodity contracts & like activity .....	(E)	(D)	(D)	48	39	5	2	1	—	1	—	—	—
5239	Other financial investment activities .....	249	6 118	7 943	19	15	1	1	1	—	1	—	—	—
52392	Portfolio management .....	(C)	(D)	(D)	3	1	—	—	—	—	1	—	—	—
524	Insurance carriers & related activities .....	3 453	38 935	153 972	124	99	17	2	2	1	—	1	1	1
5241	Insurance carriers .....	(H)	(D)	(D)	19	11	4	—	—	1	—	1	1	1
52411	Direct life, health, medical insurance carriers .....	(F)	(D)	(D)	8	4	3	—	—	—	—	—	1	—
52412	Other direct insurance carriers .....	(G)	(D)	(D)	10	6	1	—	—	1	—	1	—	1
5242	Agencies & other insurance related activities .....	(E)	(D)	(D)	105	88	13	2	2	—	—	—	—	—
52421	Insurance agencies & brokerages .....	297	2 032	8 690	98	81	13	2	2	—	—	—	—	—
524210	Insurance agencies & brokerages .....	297	2 032	8 690	98	81	13	2	2	—	—	—	—	—
525	Funds, trusts, & other financial vehicles (part) .....	(E)	(D)	(D)	1	—	—	—	—	—	—	1	—	—
5259	Other investment pools & funds .....	(E)	(D)	(D)	1	—	—	—	—	—	—	1	—	—
52599	Other financial vehicles .....	(E)	(D)	(D)	1	—	—	—	—	—	—	1	—	—
<b>53</b>	<b>Real estate &amp; rental &amp; leasing</b> .....	<b>898</b>	<b>4 019</b>	<b>17 961</b>	<b>202</b>	<b>146</b>	<b>30</b>	<b>20</b>	<b>5</b>	<b>1</b>	<b>—</b>	<b>—</b>	<b>—</b>	<b>—</b>
531	Real estate .....	619	3 113	13 853	172	136	26	7	2	1	—	—	—	—
5311	Lessors of real estate .....	229	935	3 834	51	37	9	3	2	—	—	—	—	—
53111	Lessors of residential buildings & dwellings .....	170	641	2 531	33	23	7	1	2	—	—	—	—	—
531110	Lessors of residential buildings & dwellings .....	170	641	2 531	33	23	7	1	2	—	—	—	—	—
5312	Offices of real estate agents & brokers .....	199	1 176	5 494	84	71	11	2	—	—	—	—	—	—
53121	Offices of real estate agents & brokers .....	199	1 176	5 494	84	71	11	2	—	—	—	—	—	—
531210	Offices of real estate agents & brokers .....	199	1 176	5 494	84	71	11	2	—	—	—	—	—	—
5313	Activities related to real estate .....	191	1 002	4 525	37	28	6	2	—	1	—	—	—	—
53131	Real estate property managers .....	158	794	3 470	18	10	5	2	—	1	—	—	—	—
531311	Residential property managers .....	148	711	3 030	13	6	4	2	—	1	—	—	—	—
532	Rental & leasing services .....	(E)	(D)	(D)	28	9	4	12	3	—	—	—	—	—
5322	Consumer goods rental .....	216	337	1 437	19	4	2	10	3	—	—	—	—	—
53223	Video tape & disc rental .....	211	331	1 335	16	1	2	10	3	—	—	—	—	—
532230	Video tape & disc rental .....	211	331	1 335	16	1	2	10	3	—	—	—	—	—
<b>54</b>	<b>Professional, scientific &amp; technical services</b> .....	<b>2 165</b>	<b>18 079</b>	<b>80 059</b>	<b>622</b>	<b>526</b>	<b>49</b>	<b>27</b>	<b>16</b>	<b>3</b>	<b>1</b>	<b>—</b>	<b>—</b>	<b>—</b>
541	Professional, scientific & technical services .....	2 165	18 079	80 059	622	526	49	27	16	3	1	—	—	—
5411	Legal services .....	229	1 944	10 814	78	63	12	2	1	—	—	—	—	—
54111	Offices of lawyers .....	175	1 555	8 626	63	52	8	2	1	—	—	—	—	—
541110	Offices of lawyers .....	175	1 555	8 626	63	52	8	2	1	—	—	—	—	—
5412	Accounting, tax prep, bookkeep, payroll services .....	305	1 696	6 296	57	46	5	4	1	—	1	—	—	—
54121	Accounting, tax prep, bookkeep, payroll services .....	305	1 696	6 296	57	46	5	4	1	—	1	—	—	—
541211	Offices of certified public accountants .....	101	690	2 388	28	24	1	3	—	—	—	—	—	—
5413	Architectural, engineering & related services .....	351	3 408	14 453	80	64	6	4	6	—	—	—	—	—
54133	Engineering services .....	207	2 164	8 777	46	37	3	2	4	—	—	—	—	—
541330	Engineering services .....	207	2 164	8 777	46	37	3	2	4	—	—	—	—	—
5415	Computer systems design & related services .....	376	4 316	17 970	164	148	10	3	3	—	—	—	—	—
54151	Computer systems design & related services .....	376	4 316	17 970	164	148	10	3	3	—	—	—	—	—
541511	Custom computer programming services .....	210	2 573	10 108	68	59	4	2	3	—	—	—	—	—
541512	Computer systems design services .....	117	1 285	5 850	57	51	5	1	—	—	—	—	—	—
5416	Management, sci & tech consulting services .....	331	2 962	13 837	134	119	7	6	2	—	—	—	—	—
54161	Management consulting services .....	237	1 927	8 694	95	85	5	4	1	—	—	—	—	—
541613	Marketing consulting services .....	102	879	3 745	25	22	—	2	1	—	—	—	—	—
5418	Advertising & related services .....	152	1 035	4 309	24	20	2	—	1	1	—	—	—	—
54189	Other services related to advertising .....	131	733	3 102	12	9	1	—	1	1	—	—	—	—
541890	Other services related to advertising .....	131	733	3 102	12	9	1	—	1	1	—	—	—	—
5419	Oth professional, scientific, technical services .....	304	1 594	7 825	52	36	6	7	2	1	—	—	—	—
54194	Veterinary services .....	203	949	4 886	22	10	4	6	2	—	—	—	—	—
541940	Veterinary services .....	203	949	4 886	22	10	4	6	2	—	—	—	—	—
<b>55</b>	<b>Management of companies &amp; enterprises</b> .....	<b>1 597</b>	<b>39 589</b>	<b>122 239</b>	<b>18</b>	<b>6</b>	<b>3</b>	<b>5</b>	<b>2</b>	<b>—</b>	<b>—</b>	<b>—</b>	<b>2</b>	<b>—</b>
551	Management of companies & enterprises .....	1 597	39 589	122 239	18	6	3	5	2	—	—	—	2	—
5511	Management of companies & enterprises .....	1 597	39 589	122 239	18	6	3	5	2	—	—	—	2	—
55111	Management of companies & enterprises .....	1 597	39 589	122 239	18	6	3	5	2	—	—	—	2	—
<b>56</b>	<b>Admin, support, waste mgt, remediation services</b> .....	<b>2 413</b>	<b>13 597</b>	<b>57 077</b>	<b>278</b>	<b>186</b>	<b>43</b>	<b>16</b>	<b>21</b>	<b>8</b>	<b>4</b>	<b>—</b>	<b>—</b>	<b>—</b>
561	Administrative & support services .....	2 213	11 263	49 126	254	174	38	12	18	8	4	—	—	—
5611	Office administrative services .....	151	859	4 064	24	17	3	1	3	—	—	—	—	—
56111	Office administrative services .....	151	859	4 064	24	17	3	1	3	—	—	—	—	—
561110	Office administrative services .....	151	859	4 064	24	17	3	1	3	—	—	—	—	—
5613	Employment services .....	932	5 974	22 731	24	9	1	2	3	6	3	—	—	—
56132	Temporary help services .....	923	5 902	22 424	18	4	—	2	3	6	3	—	—	—
561320	Temporary help services .....	923	5 902	22 424	18	4	—	2	3	6	3	—	—	—
5614	Business support services .....	136	450	2 085	18	12	2	1	3	—	—	—	—	—

See footnotes at end of table.

**Table 6. Counties—Employees, Payroll, and Establishments by Industry: 2001—Con.**

[Excludes most government employees, railroad employees, and self-employed persons. Size class 1 to 4 includes establishments with payroll, but no employees, during mid-March pay period. (D) denotes figures withheld to avoid disclosing data for individual companies; the data are included in broader industry totals. Detailed industries with 100 or more employees are shown if industry was not a (D). For explanation of terms, abbreviations, and data reliability/comparability, see introductory text]

NAICS code	Industry	Number of employees for week including March 12	Payroll (\$1,000)		Total number of establishments	Number of establishments by employment-size class									
			First quarter	Annual		1 to 4	5 to 9	10 to 19	20 to 49	50 to 99	100 to 249	250 to 499	500 to 999	1,000 or more	
<b>WASHINGTON—Con.</b>															
<b>56</b>	<b>Admin, support, waste mgt, remediation services—Con.</b>														
561	Administrative & support services—Con.														
5617	Services to buildings & dwellings .....	637	2 344	12 578	133	98	22	5	6	2	—	—	—	—	
56172	Janitorial services .....	340	882	3 961	43	29	8	2	2	2	—	—	—	—	
561720	Janitorial services .....	340	882	3 961	43	29	8	2	2	2	—	—	—	—	
56173	Landscaping services .....	222	1 117	6 890	74	57	12	3	2	—	—	—	—	—	
561730	Landscaping services .....	222	1 117	6 890	74	57	12	3	2	—	—	—	—	—	
5619	Other support services .....	219	822	3 903	20	13	3	1	2	—	1	—	—	—	
56199	All other support services .....	178	591	2 878	15	10	2	1	1	—	1	—	—	—	
561990	All other support services .....	178	591	2 878	15	10	2	1	1	—	1	—	—	—	
562	Waste management & remediation services .....	200	2 334	7 951	24	12	5	4	3	—	—	—	—	—	
5629	Remediation & oth waste management services .....	(C)	(D)	(D)	11	4	5	—	2	—	—	—	—	—	
<b>61</b>	<b>Educational services .....</b>	<b>685</b>	<b>2 909</b>	<b>12 772</b>	<b>49</b>	<b>25</b>	<b>5</b>	<b>5</b>	<b>10</b>	<b>4</b>	<b>—</b>	<b>—</b>	<b>—</b>	<b>—</b>	
611	Educational services .....	685	2 909	12 772	49	25	5	5	10	4	—	—	—	—	
6111	Elementary & secondary schools .....	316	1 294	5 495	9	1	—	2	3	3	—	—	—	—	
61111	Elementary & secondary schools .....	316	1 294	5 495	9	1	—	2	3	3	—	—	—	—	
611110	Elementary & secondary schools .....	316	1 294	5 495	9	1	—	2	3	3	—	—	—	—	
6114	Business schools & computer & mgt training ...	165	905	4 051	12	5	4	—	2	1	—	—	—	—	
6116	Other schools & instruction .....	126	296	1 443	22	16	1	3	2	—	—	—	—	—	
<b>62</b>	<b>Health care and social assistance .....</b>	<b>6 385</b>	<b>45 447</b>	<b>205 874</b>	<b>381</b>	<b>167</b>	<b>82</b>	<b>68</b>	<b>38</b>	<b>14</b>	<b>9</b>	<b>3</b>	<b>—</b>	<b>—</b>	
621	Ambulatory health care services .....	2 864	26 888	125 836	236	105	60	44	16	5	6	—	—	—	
6211	Offices of physicians .....	1 088	10 849	53 763	36	14	7	3	5	3	4	—	—	—	
62111	Offices of physicians .....	1 088	10 849	53 763	36	14	7	3	5	3	4	—	—	—	
6212	Offices of dentists .....	736	7 352	33 684	86	24	32	26	4	—	—	—	—	—	
62121	Offices of dentists .....	736	7 352	33 684	86	24	32	26	4	—	—	—	—	—	
621210	Offices of dentists .....	736	7 352	33 684	86	24	32	26	4	—	—	—	—	—	
6213	Offices of other health practitioners .....	291	2 209	9 898	78	56	14	7	1	—	—	—	—	—	
62131	Offices of chiropractors .....	164	1 027	4 581	51	39	9	3	—	—	—	—	—	—	
621310	Offices of chiropractors .....	164	1 027	4 581	51	39	9	3	—	—	—	—	—	—	
6214	Outpatient care centers .....	668	5 301	22 202	27	8	5	5	5	2	2	—	—	—	
62142	Outpatient mental health, substance abuse ctrs .....	(C)	(D)	(D)	9	2	2	2	2	—	1	—	—	—	
62149	Other outpatient care centers .....	(E)	(D)	(D)	15	5	3	2	2	2	1	—	—	—	
622	Hospitals .....	(F)	(D)	(D)	2	—	—	—	—	—	—	2	—	—	
6221	General medical & surgical hospitals .....	(F)	(D)	(D)	2	—	—	—	—	—	—	2	—	—	
62211	General medical & surgical hospitals .....	(F)	(D)	(D)	2	—	—	—	—	—	—	2	—	—	
623	Nursing & residential care facilities .....	1 498	7 650	30 192	42	7	9	11	7	4	3	1	—	—	
6231	Nursing care facilities .....	891	4 719	18 929	8	—	1	—	2	2	2	1	—	—	
62311	Nursing care facilities .....	891	4 719	18 929	8	—	1	—	2	2	2	1	—	—	
623110	Nursing care facilities .....	891	4 719	18 929	8	—	1	—	2	2	2	1	—	—	
6232	Residential mental retardation, health facil .....	(E)	(D)	(D)	25	4	7	10	2	1	1	—	—	—	
62321	Residential mental retardation facilities .....	279	1 263	4 507	22	4	6	10	1	1	—	—	—	—	
623210	Residential mental retardation facilities .....	279	1 263	4 507	22	4	6	10	1	1	—	—	—	—	
62322	Residential mental health, subst abuse facil ..	(C)	(D)	(D)	3	—	1	—	1	—	1	—	—	—	
6233	Community care facilities for the elderly .....	147	468	1 819	7	3	—	—	3	1	—	—	—	—	
62331	Community care facilities for the elderly .....	147	468	1 819	7	3	—	—	3	1	—	—	—	—	
624	Social assistance .....	(G)	(D)	(D)	101	55	13	13	15	5	—	—	—	—	
6241	Individual & family services .....	170	1 062	4 265	33	24	4	2	3	—	—	—	—	—	
6242	Community, emergency & other relief services ..	(C)	(D)	(D)	5	3	—	—	1	1	—	—	—	—	
62422	Community housing services .....	(C)	(D)	(D)	2	—	—	—	1	1	—	—	—	—	
6243	Vocational rehabilitation services .....	209	516	2 046	7	3	—	1	1	2	—	—	—	—	
62431	Vocational rehabilitation services .....	209	516	2 046	7	3	—	1	1	2	—	—	—	—	
624310	Vocational rehabilitation services .....	209	516	2 046	7	3	—	1	1	2	—	—	—	—	
6244	Child day care services .....	634	2 134	9 565	56	25	9	10	10	2	—	—	—	—	
62441	Child day care services .....	634	2 134	9 565	56	25	9	10	10	2	—	—	—	—	
624410	Child day care services .....	634	2 134	9 565	56	25	9	10	10	2	—	—	—	—	
<b>71</b>	<b>Arts, entertainment &amp; recreation .....</b>	<b>1 270</b>	<b>3 658</b>	<b>18 443</b>	<b>100</b>	<b>47</b>	<b>14</b>	<b>22</b>	<b>12</b>	<b>4</b>	<b>1</b>	<b>—</b>	<b>—</b>	<b>—</b>	
713	Amusement, gambling & recreation industries ....	1 191	3 131	16 174	74	26	12	19	12	4	1	—	—	—	
7139	Other amusement & recreation industries .....	1 191	3 131	16 174	74	26	12	19	12	4	1	—	—	—	
71391	Golf courses & country clubs .....	223	821	5 526	13	3	4	3	2	1	—	—	—	—	
713910	Golf courses & country clubs .....	223	821	5 526	13	3	4	3	2	1	—	—	—	—	
71393	Marinas .....	104	548	2 639	9	3	1	3	2	—	—	—	—	—	
713930	Marinas .....	104	548	2 639	9	3	1	3	2	—	—	—	—	—	
71394	Fitness & recreational sports centers .....	609	1 178	5 647	25	8	4	5	4	3	1	—	—	—	
713940	Fitness & recreational sports centers .....	609	1 178	5 647	25	8	4	5	4	3	1	—	—	—	
71395	Bowling centers .....	114	228	914	6	—	1	2	3	—	—	—	—	—	
713950	Bowling centers .....	114	228	914	6	—	1	2	3	—	—	—	—	—	
71399	All other amusement & recreation industries ..	141	356	1 448	21	12	2	6	1	—	—	—	—	—	
713990	All other amusement & recreation industries .....	141	356	1 448	21	12	2	6	1	—	—	—	—	—	

See footnotes at end of table.

**Table 6. Counties—Employees, Payroll, and Establishments by Industry: 2001—Con.**

[Excludes most government employees, railroad employees, and self-employed persons. Size class 1 to 4 includes establishments with payroll, but no employees, during mid-March pay period. (D) denotes figures withheld to avoid disclosing data for individual companies; the data are included in broader industry totals. Detailed industries with 100 or more employees are shown if industry was not a (D). For explanation of terms, abbreviations, and data reliability/comparability, see introductory text]

NAICS code	Industry	Number of employees for week including March 12	Payroll (\$1,000)		Total number of establishments	Number of establishments by employment-size class								
			First quarter	Annual		1 to 4	5 to 9	10 to 19	20 to 49	50 to 99	100 to 249	250 to 499	500 to 999	1,000 or more
<b>WASHINGTON—Con.</b>														
<b>72</b>	<b>Accommodation &amp; food services</b>	<b>6 611</b>	<b>16 402</b>	<b>73 911</b>	<b>319</b>	<b>85</b>	<b>49</b>	<b>70</b>	<b>75</b>	<b>36</b>	<b>4</b>	—	—	—
721	Accommodation	263	605	2 658	32	14	8	6	4	—	—	—	—	—
7211	Traveler accommodation	262	599	2 553	28	10	8	6	4	—	—	—	—	—
72111	Hotels (exc casino hotels) & motels	211	487	2 141	17	4	4	5	4	—	—	—	—	—
721110	Hotels (exc casino hotels) & motels	211	487	2 141	17	4	4	5	4	—	—	—	—	—
722	Food services & drinking places	6 348	15 797	71 253	287	71	41	64	71	36	4	—	—	—
7221	Full-service restaurants	3 716	9 501	42 409	116	19	13	24	29	28	3	—	—	—
72211	Full-service restaurants	3 716	9 501	42 409	116	19	13	24	29	28	3	—	—	—
722110	Full-service restaurants	3 716	9 501	42 409	116	19	13	24	29	28	3	—	—	—
7222	Limited-service eating places	2 102	4 789	21 648	119	26	19	28	38	8	—	—	—	—
72221	Limited-service eating places	2 102	4 789	21 648	119	26	19	28	38	8	—	—	—	—
722211	Limited-service restaurants	1 773	4 029	18 203	89	18	12	19	32	8	—	—	—	—
7223	Special food services	322	1 066	5 301	29	14	6	6	2	—	1	—	—	—
72231	Food service contractors	(C)	(D)	(D)	13	3	4	5	1	—	—	—	—	—
72232	Caterers	194	637	3 375	14	9	2	1	1	—	1	—	—	—
722320	Caterers	194	637	3 375	14	9	2	1	1	—	1	—	—	—
7224	Drinking places (alcoholic beverages)	208	441	1 895	23	12	3	6	2	—	—	—	—	—
72241	Drinking places (alcoholic beverages)	208	441	1 895	23	12	3	6	2	—	—	—	—	—
722410	Drinking places (alcoholic beverages)	208	441	1 895	23	12	3	6	2	—	—	—	—	—
<b>81</b>	<b>Other services (except public administration)</b>	<b>4 048</b>	<b>16 734</b>	<b>71 022</b>	<b>437</b>	<b>213</b>	<b>105</b>	<b>68</b>	<b>41</b>	<b>7</b>	<b>3</b>	—	—	—
811	Repair & maintenance	930	6 295	27 065	138	78	28	21	10	1	—	—	—	—
8111	Automotive repair & maintenance	773	5 210	22 234	103	49	26	19	8	1	—	—	—	—
81111	Automotive mechanical & electrical R&M	245	1 981	8 415	43	23	14	4	2	—	—	—	—	—
811111	General automotive repair	216	1 732	7 472	34	16	12	4	2	—	—	—	—	—
81112	Automotive body, paint, interior & glass repair	305	2 676	11 453	42	21	8	10	2	1	—	—	—	—
811121	Automotive body, paint & interior R&M	267	2 369	9 974	30	12	5	10	2	1	—	—	—	—
81119	Other automotive R&M	223	553	2 366	18	5	4	5	4	—	—	—	—	—
811191	Automotive oil change & lubrication shops	111	334	1 371	8	—	2	5	1	—	—	—	—	—
811192	Car washes	112	219	995	10	5	2	—	3	—	—	—	—	—
812	Personal & laundry services	1 041	3 377	14 418	129	61	34	19	13	2	—	—	—	—
8121	Personal care services	738	2 476	10 595	81	35	19	14	12	1	—	—	—	—
81211	Hair, nail & skin care services	603	2 206	9 436	69	29	18	12	9	1	—	—	—	—
812112	Beauty salons	585	2 137	9 142	61	22	17	12	9	1	—	—	—	—
81219	Other personal care services	135	270	1 159	12	6	1	2	3	—	—	—	—	—
8123	Drycleaning & laundry services	133	394	1 558	13	4	7	1	—	1	—	—	—	—
81232	Drycleaning & laundry services (exc coin-op)	114	353	1 427	9	3	4	1	—	1	—	—	—	—
812320	Drycleaning & laundry services (exc coin-op)	114	353	1 427	9	3	4	1	—	1	—	—	—	—
8129	Other personal services	158	419	1 958	31	19	7	4	1	—	—	—	—	—
813	Religious, grantmaking, civic, prof & like organizations	2 077	7 062	29 539	170	74	43	28	18	4	3	—	—	—
8131	Religious organizations	1 319	5 052	20 657	94	34	27	18	10	3	2	—	—	—
81311	Religious organizations	1 319	5 052	20 657	94	34	27	18	10	3	2	—	—	—
813110	Religious organizations	1 319	5 052	20 657	94	34	27	18	10	3	2	—	—	—
8134	Civic & social organizations	502	846	3 878	27	9	6	6	4	1	1	—	—	—
81341	Civic & social organizations	502	846	3 878	27	9	6	6	4	1	1	—	—	—
813410	Civic & social organizations	502	846	3 878	27	9	6	6	4	1	1	—	—	—
8139	Business, labor, political, like organizations	183	746	3 123	31	20	5	2	4	—	—	—	—	—
<b>95</b>	<b>Auxiliaries (exc corporate, subsidiary &amp; regional mgt)</b>	<b>9</b>	<b>120</b>	<b>262</b>	<b>3</b>	<b>2</b>	<b>1</b>	—	—	—	—	—	—	—
<b>99</b>	<b>Unclassified establishments</b>	<b>52</b>	<b>219</b>	<b>896</b>	<b>46</b>	<b>42</b>	<b>3</b>	<b>1</b>	—	—	—	—	—	—
<b>WATONWAN</b>														
	<b>Total</b>	<b>3 487</b>	<b>18 352</b>	<b>75 715</b>	<b>321</b>	<b>173</b>	<b>72</b>	<b>41</b>	<b>23</b>	<b>5</b>	<b>6</b>	<b>1</b>	—	—
<b>21</b>	<b>Mining</b>	<b>(A)</b>	<b>(D)</b>	<b>(D)</b>	<b>1</b>	—	<b>1</b>	—	—	—	—	—	—	—
<b>22</b>	<b>Utilities</b>	<b>(A)</b>	<b>(D)</b>	<b>(D)</b>	<b>1</b>	—	—	<b>1</b>	—	—	—	—	—	—
<b>23</b>	<b>Construction</b>	<b>202</b>	<b>1 139</b>	<b>5 189</b>	<b>46</b>	<b>33</b>	<b>9</b>	<b>1</b>	<b>3</b>	—	—	—	—	—
235	Special trade contractors	101	605	2 846	32	25	6	—	1	—	—	—	—	—
<b>31-33</b>	<b>Manufacturing</b>	<b>1 017</b>	<b>6 550</b>	<b>28 076</b>	<b>17</b>	<b>4</b>	<b>3</b>	<b>3</b>	<b>1</b>	<b>2</b>	<b>3</b>	<b>1</b>	—	—
311	Food mfg	(F)	(D)	(D)	4	—	—	—	1	—	1	1	—	—
3116	Animal slaughtering & processing	(E)	(D)	(D)	3	—	—	—	—	1	1	1	—	—
31161	Animal slaughtering & processing	(E)	(D)	(D)	3	—	—	—	—	1	1	1	—	—
323	Printing & related support activities	(C)	(D)	(D)	3	1	—	1	—	1	—	—	—	—
3231	Printing & related support activities	(C)	(D)	(D)	3	1	—	1	—	1	—	—	—	—
32311	Printing	(C)	(D)	(D)	3	1	—	1	—	1	—	—	—	—
332	Fabricated metal product mfg	136	869	3 313	4	2	—	—	1	—	1	—	—	—
3322	Cutlery & handtool mfg	(C)	(D)	(D)	1	—	—	—	—	—	1	—	—	—
33221	Cutlery & handtool mfg	(C)	(D)	(D)	1	—	—	—	—	—	1	—	—	—
336	Transportation equipment mfg	(C)	(D)	(D)	3	—	2	—	—	—	1	—	—	—
3363	Motor vehicle parts mfg	(C)	(D)	(D)	2	—	1	—	—	—	1	—	—	—
33639	Other motor vehicle parts mfg	(C)	(D)	(D)	2	—	1	—	—	—	1	—	—	—
<b>42</b>	<b>Wholesale trade</b>	<b>173</b>	<b>1 191</b>	<b>4 722</b>	<b>21</b>	<b>11</b>	<b>4</b>	<b>4</b>	<b>2</b>	—	—	—	—	—
422	Wholesale trade, nondurable goods	148	1 038	4 184	17	9	3	3	2	—	—	—	—	—
4225	Farm product raw material whse	121	930	3 712	10	4	2	2	2	—	—	—	—	—
42251	Grain & field bean whse	(C)	(D)	(D)	9	3	2	2	2	—	—	—	—	—

See footnotes at end of table.

**Table 6. Counties—Employees, Payroll, and Establishments by Industry: 2001—Con.**

[Excludes most government employees, railroad employees, and self-employed persons. Size class 1 to 4 includes establishments with payroll, but no employees, during mid-March pay period. (D) denotes figures withheld to avoid disclosing data for individual companies; the data are included in broader industry totals. Detailed industries with 100 or more employees are shown if industry was not a (D). For explanation of terms, abbreviations, and data reliability/comparability, see introductory text]

NAICS code	Industry	Number of employees for week including March 12	Payroll (\$1,000)		Total number of establishments	Number of establishments by employment-size class								
			First quarter	Annual		1 to 4	5 to 9	10 to 19	20 to 49	50 to 99	100 to 249	250 to 499	500 to 999	1,000 or more
<b>WATONWAN—Con.</b>														
44-45	<b>Retail trade</b> .....	412	1 428	6 107	51	21	14	12	3	1	-	-	-	-
445	Food & beverage stores .....	125	324	1 281	11	5	4	-	1	1	-	-	-	-
48-49	<b>Transportation &amp; warehousing</b> .....	166	732	2 886	22	13	6	1	1	1	-	-	-	-
484	Truck transportation .....	(C)	(D)	(D)	18	12	4	1	-	1	-	-	-	-
4841	General freight trucking .....	101	492	1 827	11	6	3	1	-	1	-	-	-	-
51	<b>Information</b> .....	56	229	1 230	6	3	1	1	1	-	-	-	-	-
52	<b>Finance &amp; insurance</b> .....	137	771	3 037	19	9	5	4	1	-	-	-	-	-
522	Credit intermediation & related activities .....	(C)	(D)	(D)	8	-	3	4	1	-	-	-	-	-
5221	Depository credit intermediation .....	(C)	(D)	(D)	8	-	3	4	1	-	-	-	-	-
53	<b>Real estate &amp; rental &amp; leasing</b> .....	3	14	61	4	4	-	-	-	-	-	-	-	-
54	<b>Professional, scientific &amp; technical services</b> .....	62	292	1 288	15	10	4	1	-	-	-	-	-	-
55	<b>Management of companies &amp; enterprises</b> .....	(A)	(D)	(D)	1	-	-	1	-	-	-	-	-	-
56	<b>Admin, support, waste mgt, remediation services</b> .....	143	580	2 565	11	7	-	1	3	-	-	-	-	-
61	<b>Educational services</b> .....	(A)	(D)	(D)	2	-	2	-	-	-	-	-	-	-
62	<b>Health care and social assistance</b> .....	561	2 703	10 833	25	12	5	3	1	1	3	-	-	-
622	Hospitals .....	(C)	(D)	(D)	2	-	-	-	-	1	1	-	-	-
6221	General medical & surgical hospitals .....	(C)	(D)	(D)	2	-	-	-	-	1	1	-	-	-
62211	General medical & surgical hospitals .....	(C)	(D)	(D)	2	-	-	-	-	1	1	-	-	-
623	Nursing & residential care facilities .....	297	1 246	4 902	5	-	2	1	-	2	-	-	-	-
6231	Nursing care facilities .....	(C)	(D)	(D)	2	-	-	-	-	2	-	-	-	-
62311	Nursing care facilities .....	(C)	(D)	(D)	2	-	-	-	-	2	-	-	-	-
71	<b>Arts, entertainment &amp; recreation</b> .....	(A)	(D)	(D)	3	3	-	-	-	-	-	-	-	-
72	<b>Accommodation &amp; food services</b> .....	247	336	1 491	21	6	6	3	6	-	-	-	-	-
722	Food services & drinking places .....	247	336	1 491	21	6	6	3	6	-	-	-	-	-
7221	Full-service restaurants .....	128	168	748	14	5	5	1	3	-	-	-	-	-
72211	Full-service restaurants .....	128	168	748	14	5	5	1	3	-	-	-	-	-
722110	Full-service restaurants .....	128	168	748	14	5	5	1	3	-	-	-	-	-
81	<b>Other services (except public administration)</b> .....	241	524	2 199	51	33	12	5	1	-	-	-	-	-
813	Religious, grantmaking, civic, prof & like organizations .....	186	278	1 124	35	22	8	4	1	-	-	-	-	-
8131	Religious organizations .....	125	195	787	24	14	8	1	1	-	-	-	-	-
81311	Religious organizations .....	125	195	787	24	14	8	1	1	-	-	-	-	-
813110	Religious organizations .....	125	195	787	24	14	8	1	1	-	-	-	-	-
99	<b>Unclassified establishments</b> .....	(A)	(D)	(D)	4	4	-	-	-	-	-	-	-	-
<b>WILKIN</b>														
	<b>Total</b> .....	1 632	8 169	33 905	180	111	29	22	15	1	1	1	-	-
11	<b>Forestry, fishing, hunting, and agriculture support</b> .....	(A)	(D)	(D)	4	3	-	1	-	-	-	-	-	-
22	<b>Utilities</b> .....	(A)	(D)	(D)	1	1	-	-	-	-	-	-	-	-
23	<b>Construction</b> .....	(B)	(D)	(D)	16	13	2	1	-	-	-	-	-	-
31-33	<b>Manufacturing</b> .....	37	193	721	8	5	2	1	-	-	-	-	-	-
42	<b>Wholesale trade</b> .....	227	1 619	7 266	18	7	5	2	4	-	-	-	-	-
422	Wholesale trade, nondurable goods .....	(C)	(D)	(D)	15	5	5	2	3	-	-	-	-	-
44-45	<b>Retail trade</b> .....	252	1 073	4 505	33	17	4	9	3	-	-	-	-	-
48-49	<b>Transportation &amp; warehousing</b> .....	17	148	362	9	8	1	-	-	-	-	-	-	-
51	<b>Information</b> .....	23	99	415	3	1	1	1	-	-	-	-	-	-
52	<b>Finance &amp; insurance</b> .....	(B)	(D)	(D)	15	11	2	2	-	-	-	-	-	-
53	<b>Real estate &amp; rental &amp; leasing</b> .....	29	77	207	5	4	-	-	1	-	-	-	-	-
54	<b>Professional, scientific &amp; technical services</b> .....	(C)	(D)	(D)	7	4	2	-	-	-	1	-	-	-
541	Professional, scientific & technical services .....	(C)	(D)	(D)	7	4	2	-	-	-	1	-	-	-
5412	Accounting, tax prep, bookkeep, payroll services .....	(C)	(D)	(D)	2	-	1	-	-	-	1	-	-	-
54121	Accounting, tax prep, bookkeep, payroll services .....	(C)	(D)	(D)	2	-	1	-	-	-	1	-	-	-
56	<b>Admin, support, waste mgt, remediation services</b> .....	(A)	(D)	(D)	2	2	-	-	-	-	-	-	-	-
62	<b>Health care and social assistance</b> .....	486	2 829	11 474	15	6	3	3	1	1	-	1	-	-
622	Hospitals .....	(E)	(D)	(D)	1	-	-	-	-	-	-	1	-	-
6221	General medical & surgical hospitals .....	(E)	(D)	(D)	1	-	-	-	-	-	-	1	-	-
62211	General medical & surgical hospitals .....	(E)	(D)	(D)	1	-	-	-	-	-	-	1	-	-
71	<b>Arts, entertainment &amp; recreation</b> .....	7	22	51	5	5	-	-	-	-	-	-	-	-
72	<b>Accommodation &amp; food services</b> .....	181	301	1 351	16	7	3	2	4	-	-	-	-	-
722	Food services & drinking places .....	(C)	(D)	(D)	15	7	3	1	4	-	-	-	-	-

See footnotes at end of table.

**Table 6. Counties—Employees, Payroll, and Establishments by Industry: 2001—Con.**

[Excludes most government employees, railroad employees, and self-employed persons. Size class 1 to 4 includes establishments with payroll, but no employees, during mid-March pay period. (D) denotes figures withheld to avoid disclosing data for individual companies; the data are included in broader industry totals. Detailed industries with 100 or more employees are shown if industry was not a (D). For explanation of terms, abbreviations, and data reliability/comparability, see introductory text]

NAICS code	Industry	Number of employees for week including March 12	Payroll (\$1,000)		Total number of establishments	Number of establishments by employment-size class									
			First quarter	Annual		1 to 4	5 to 9	10 to 19	20 to 49	50 to 99	100 to 249	250 to 499	500 to 999	1,000 or more	
<b>WILKIN—Con.</b>															
81	<b>Other services (except public administration)</b>	117	265	1 068	22	16	4	—	2	—	—	—	—	—	
813	Religious, grantmaking, civic, prof & like organizations	106	211	824	15	10	3	—	2	—	—	—	—	—	
99	<b>Unclassified establishments</b>	(A)	(D)	(D)	1	1	—	—	—	—	—	—	—	—	
<b>WINONA</b>															
	<b>Total</b>	22 974	139 640	558 619	1 307	639	278	189	111	51	25	10	2	2	
11	<b>Forestry, fishing, hunting, and agriculture support</b>	(A)	(D)	(D)	6	6	—	—	—	—	—	—	—	—	
21	<b>Mining</b>	(A)	(D)	(D)	1	1	—	—	—	—	—	—	—	—	
22	<b>Utilities</b>	(B)	(D)	(D)	2	1	—	—	1	—	—	—	—	—	
23	<b>Construction</b>	662	4 591	22 769	125	86	25	10	2	1	1	—	—	—	
233	Building, developing & general contracting	160	1 112	5 487	37	25	11	—	—	1	—	—	—	—	
235	Special trade contractors	458	3 100	14 244	81	57	14	7	2	—	1	—	—	—	
2351	Plumbing, heating & AC contractor	219	1 597	7 538	25	17	4	3	—	—	1	—	—	—	
23511	Plumbing, heating & AC contractor	219	1 597	7 538	25	17	4	3	—	—	1	—	—	—	
235110	Plumbing, heating & AC contractor	219	1 597	7 538	25	17	4	3	—	—	1	—	—	—	
2353	Electrical contractors	108	879	3 882	18	9	6	2	1	—	—	—	—	—	
23531	Electrical contractors	108	879	3 882	18	9	6	2	1	—	—	—	—	—	
235310	Electrical contractors	108	879	3 882	18	9	6	2	1	—	—	—	—	—	
31-33	<b>Manufacturing</b>	6 615	50 192	190 520	121	36	16	20	17	17	9	5	—	1	
311	Food mfg	564	4 196	16 789	14	3	3	3	1	3	1	—	—	—	
3112	Grain & oilseed milling	(C)	(D)	(D)	3	—	1	—	1	1	—	—	—	—	
31121	Flour milling & malt mfg	(C)	(D)	(D)	3	—	1	—	1	1	—	—	—	—	
3119	Other food mfg	(C)	(D)	(D)	1	—	—	—	—	—	1	—	—	—	
31194	Seasoning & dressing mfg	(C)	(D)	(D)	1	—	—	—	—	—	1	—	—	—	
315	Apparel manufacturing	(C)	(D)	(D)	2	—	—	1	—	—	1	—	—	—	
3151	Apparel knitting mills	(C)	(D)	(D)	1	—	—	—	—	—	1	—	—	—	
31519	Other apparel knitting mills	(C)	(D)	(D)	1	—	—	—	—	—	1	—	—	—	
322	Paper mfg	(C)	(D)	(D)	3	2	—	—	—	—	1	—	—	—	
3222	Converted paper product mfg	(C)	(D)	(D)	3	2	—	—	—	—	1	—	—	—	
32221	Paperboard container mfg	(C)	(D)	(D)	2	1	—	—	—	—	1	—	—	—	
323	Printing & related support activities	284	1 984	7 388	11	5	1	1	2	1	1	—	—	—	
3231	Printing & related support activities	284	1 984	7 388	11	5	1	1	2	1	1	—	—	—	
32311	Printing	(C)	(D)	(D)	9	4	1	1	1	1	1	—	—	—	
323113	Commercial screen printing	173	991	3 795	4	1	—	1	1	—	1	—	—	—	
325	Chemical mfg	(F)	(D)	(D)	4	—	1	1	—	1	—	1	—	—	
3259	Other chemical product & preparation mfg	(F)	(D)	(D)	2	—	—	—	—	1	—	1	—	—	
32599	All other chemical product & preparation mfg	(F)	(D)	(D)	2	—	—	—	—	1	—	1	—	—	
326	Plastics & rubber products mfg	115	849	3 207	4	1	—	1	1	1	—	—	—	—	
331	Primary metal mfg	427	3 280	12 889	9	1	—	1	4	1	2	—	—	—	
3315	Foundries	(E)	(D)	(D)	8	1	—	1	3	1	2	—	—	—	
33151	Ferrous metal foundries	(C)	(D)	(D)	5	—	—	1	3	—	1	—	—	—	
33152	Nonferrous metal foundries	(C)	(D)	(D)	3	1	—	—	—	1	1	—	—	—	
332	Fabricated metal product mfg	668	5 345	20 895	17	6	3	2	2	2	1	1	—	—	
3326	Spring & wire product mfg	(E)	(D)	(D)	2	—	—	—	1	—	—	1	—	—	
33261	Spring & wire product mfg	(E)	(D)	(D)	2	—	—	—	1	—	—	1	—	—	
3328	Coating, engrave, heat treating & oth activity	(C)	(D)	(D)	1	—	—	—	—	—	1	—	—	—	
33281	Coating, engrave, heat treating & oth activity	(C)	(D)	(D)	1	—	—	—	—	—	1	—	—	—	
333	Machinery mfg	465	3 815	14 306	19	4	4	5	1	5	—	—	—	—	
3335	Metalworking machinery mfg	238	1 913	7 004	10	1	2	4	1	2	—	—	—	—	
33351	Metalworking machinery mfg	238	1 913	7 004	10	1	2	4	1	2	—	—	—	—	
3339	Other general purpose machinery mfg	128	1 087	4 113	4	1	1	—	—	2	—	—	—	—	
334	Computer & electronic product mfg	1 933	12 576	45 360	5	1	1	—	—	—	—	2	—	1	
3344	Semiconductor & oth electronic component mfg	(G)	(D)	(D)	4	—	1	—	—	—	—	2	—	1	
33441	Semiconductor & oth electronic component mfg	(G)	(D)	(D)	4	—	1	—	—	—	—	2	—	1	
335	Electrical equip, appliance & component mfg	755	7 825	28 886	8	2	—	—	4	—	1	1	—	—	
3351	Electric lighting equipment mfg	(C)	(D)	(D)	2	—	—	—	1	—	1	—	—	—	
33512	Lighting fixture mfg	(C)	(D)	(D)	2	—	—	—	1	—	1	—	—	—	
3353	Electrical equipment mfg	(E)	(D)	(D)	2	1	—	—	—	—	—	1	—	—	
33531	Electrical equipment mfg	(E)	(D)	(D)	2	1	—	—	—	—	—	1	—	—	
336	Transportation equipment mfg	107	469	1 810	4	2	—	1	—	1	—	—	—	—	
339	Miscellaneous mfg	297	1 500	6 299	8	3	1	1	1	1	1	—	—	—	
3399	Other miscellaneous mfg	(E)	(D)	(D)	6	2	1	—	1	1	1	—	—	—	
33995	Sign mfg	(E)	(D)	(D)	5	1	1	—	1	1	1	—	—	—	

See footnotes at end of table.



**Table 6. Counties—Employees, Payroll, and Establishments by Industry: 2001—Con.**

[Excludes most government employees, railroad employees, and self-employed persons. Size class 1 to 4 includes establishments with payroll, but no employees, during mid-March pay period. (D) denotes figures withheld to avoid disclosing data for individual companies; the data are included in broader industry totals. Detailed industries with 100 or more employees are shown if industry was not a (D). For explanation of terms, abbreviations, and data reliability/comparability, see introductory text]

NAICS code	Industry	Number of employees for week including March 12	Payroll (\$1,000)		Total number of establishments	Number of establishments by employment-size class																		
			First quarter	Annual		1 to 4	5 to 9	10 to 19	20 to 49	50 to 99	100 to 249	250 to 499	500 to 999	1,000 or more										
<b>WINONA—Con.</b>																								
<b>42</b>	<b>Wholesale trade</b>	<b>957</b>	<b>7 882</b>	<b>32 034</b>	<b>68</b>	<b>29</b>	<b>14</b>	<b>15</b>	<b>8</b>	<b>1</b>	—	<b>1</b>	—	—	—	—	—							
421	Wholesale trade, durable goods	817	6 967	28 186	46	19	8	10	7	1	—	1	—	—	—	—	—							
4211	Motor vehicle, motor vehicle pt & supply whlse	172	1 199	4 669	13	5	2	3	2	1	—	—	—	—	—	—	—							
4217	Hardware, plumb & heating equip & sup whlse	(E)	(D)	(D)	7	—	2	1	3	—	—	1	—	—	—	—	—							
42171	Hardware whlse	(E)	(D)	(D)	7	—	2	1	3	—	—	1	—	—	—	—	—							
4218	Machinery, equipment & supplies whlse	145	1 316	4 973	19	11	2	4	2	—	—	—	—	—	—	—	—							
422	Wholesale trade, nondurable goods	140	915	3 848	22	10	6	5	1	—	—	—	—	—	—	—	—							
<b>44-45</b>	<b>Retail trade</b>	<b>2 633</b>	<b>10 373</b>	<b>45 971</b>	<b>205</b>	<b>80</b>	<b>58</b>	<b>37</b>	<b>21</b>	<b>3</b>	<b>6</b>	—	—	—	—	—	—							
441	Motor vehicle & parts dealers	305	1 987	9 479	22	8	5	3	6	—	—	—	—	—	—	—	—							
4411	Automobile dealers	219	1 668	7 503	13	4	2	2	5	—	—	—	—	—	—	—	—							
44111	New car dealers	182	1 432	6 491	6	—	—	1	5	—	—	—	—	—	—	—	—							
441110	New car dealers	182	1 432	6 491	6	—	—	1	5	—	—	—	—	—	—	—	—							
444	Bldg material & garden equip & supp dealers	190	1 145	5 879	27	11	9	5	2	—	—	—	—	—	—	—	—							
4441	Building material & supplies dealers	137	838	4 066	17	6	6	3	2	—	—	—	—	—	—	—	—							
445	Food & beverage stores	557	1 765	7 043	26	11	6	2	4	—	—	3	—	—	—	—	—							
4451	Grocery stores	(E)	(D)	(D)	9	1	2	—	3	—	—	3	—	—	—	—	—							
44511	Grocery (except convenience) stores	450	1 422	5 761	7	1	—	—	3	—	—	3	—	—	—	—	—							
445110	Grocery (except convenience) stores	450	1 422	5 761	7	1	—	—	3	—	—	3	—	—	—	—	—							
447	Gasoline stations	307	1 077	5 050	26	3	6	13	4	—	—	—	—	—	—	—	—							
4471	Gasoline stations	307	1 077	5 050	26	3	6	13	4	—	—	—	—	—	—	—	—							
44711	Gasoline stations with convenience stores	253	868	4 159	21	3	3	12	3	—	—	—	—	—	—	—	—							
447110	Gasoline stations with convenience stores	253	868	4 159	21	3	3	12	3	—	—	—	—	—	—	—	—							
448	Clothing & clothing accessories stores	168	419	1 712	18	8	9	—	—	1	—	—	—	—	—	—	—							
4481	Clothing stores	131	338	1 260	11	5	5	—	—	1	—	—	—	—	—	—	—							
452	General merchandise stores	522	1 665	7 157	8	1	2	—	1	1	3	—	—	—	—	—	—							
4521	Department stores	400	1 134	4 971	3	—	—	—	—	—	3	—	—	—	—	—	—							
45211	Department stores	400	1 134	4 971	3	—	—	—	—	—	3	—	—	—	—	—	—							
452110	Department stores	400	1 134	4 971	3	—	—	—	—	—	3	—	—	—	—	—	—							
4529	Other general merchandise stores	122	531	2 186	5	1	2	—	1	1	—	—	—	—	—	—	—							
45299	All other general merchandise stores	122	531	2 186	5	1	2	—	1	1	—	—	—	—	—	—	—							
452990	All other general merchandise stores	122	531	2 186	5	1	2	—	1	1	—	—	—	—	—	—	—							
453	Miscellaneous store retailers	116	406	2 022	23	15	3	5	—	—	—	—	—	—	—	—	—							
454	Nonstore retailers	184	752	3 097	14	8	1	3	1	1	—	—	—	—	—	—	—							
<b>48-49</b>	<b>Transportation &amp; warehousing</b>	<b>518</b>	<b>2 809</b>	<b>14 712</b>	<b>58</b>	<b>27</b>	<b>16</b>	<b>8</b>	<b>6</b>	<b>1</b>	—	—	—	—	—	—	—							
484	Truck transportation	289	2 092	11 235	40	22	11	3	4	—	—	—	—	—	—	—	—							
4841	General freight trucking	216	1 803	9 899	21	10	5	2	4	—	—	—	—	—	—	—	—							
48412	General freight trucking, long-distance	193	1 671	9 345	17	8	4	1	4	—	—	—	—	—	—	—	—							
485	Transit & ground passenger transportation	173	463	1 909	10	2	3	2	2	1	—	—	—	—	—	—	—							
4854	School & employee bus transportation	132	290	1 194	6	1	1	2	1	1	—	—	—	—	—	—	—							
48541	School & employee bus transportation	132	290	1 194	6	1	1	2	1	1	—	—	—	—	—	—	—							
485410	School & employee bus transportation	132	290	1 194	6	1	1	2	1	1	—	—	—	—	—	—	—							
<b>51</b>	<b>Information</b>	<b>875</b>	<b>5 683</b>	<b>22 034</b>	<b>27</b>	<b>10</b>	<b>3</b>	<b>2</b>	<b>7</b>	<b>3</b>	<b>2</b>	—	—	—	—	—	—							
511	Publishing industries	(C)	(D)	(D)	7	2	1	—	2	2	—	—	—	—	—	—	—							
5111	Newspaper, periodical, book, database publishers	187	885	4 210	6	2	1	—	1	2	—	—	—	—	—	—	—							
51111	Newspaper publishers	(C)	(D)	(D)	2	—	—	—	1	1	—	—	—	—	—	—	—							
512	Motion picture & sound recording industries	(E)	(D)	(D)	3	1	—	—	1	—	1	—	—	—	—	—	—							
5122	Sound recording industries	(C)	(D)	(D)	1	—	—	—	—	—	1	—	—	—	—	—	—							
51223	Music publishers	(C)	(D)	(D)	1	—	—	—	—	—	1	—	—	—	—	—	—							
513	Broadcasting & telecommunications	371	2 959	11 618	16	7	2	2	3	1	1	—	—	—	—	—	—							
5133	Telecommunications	278	2 198	8 637	12	7	1	2	—	1	1	—	—	—	—	—	—							
51331	Wired telecommunications carriers	(E)	(D)	(D)	9	6	—	1	—	1	1	—	—	—	—	—	—							
<b>52</b>	<b>Finance &amp; insurance</b>	<b>552</b>	<b>3 790</b>	<b>15 832</b>	<b>65</b>	<b>46</b>	<b>6</b>	<b>5</b>	<b>5</b>	<b>2</b>	<b>1</b>	—	—	—	—	—	—							
522	Credit intermediation & related activities	427	2 679	11 411	20	5	4	4	4	2	1	—	—	—	—	—	—							
5221	Depository credit intermediation	(E)	(D)	(D)	15	1	3	4	4	2	1	—	—	—	—	—	—							
52211	Commercial banking	399	2 427	10 230	13	—	3	3	4	2	1	—	—	—	—	—	—							
522110	Commercial banking	399	2 427	10 230	13	—	3	3	4	2	1	—	—	—	—	—	—							
524	Insurance carriers & related activities	107	888	3 534	36	33	1	1	1	—	—	—	—	—	—	—	—							
5242	Agencies & other insurance related activities	(C)	(D)	(D)	35	33	—	1	1	—	—	—	—	—	—	—	—							
<b>53</b>	<b>Real estate &amp; rental &amp; leasing</b>	<b>154</b>	<b>623</b>	<b>2 918</b>	<b>51</b>	<b>38</b>	<b>10</b>	<b>3</b>	—	—	—	—	—	—	—	—	—							
<b>54</b>	<b>Professional, scientific &amp; technical services</b>	<b>692</b>	<b>5 549</b>	<b>16 940</b>	<b>90</b>	<b>58</b>	<b>18</b>	<b>12</b>	—	<b>1</b>	—	<b>1</b>	—	<b>1</b>	—	—	—							
541	Professional, scientific & technical services	692	5 549	16 940	90	58	18	12	—	1	—	1	—	1	—	—	—							
5412	Accounting, tax prep, bookkeep, payroll services	113	469	1 805	15	10	2	2	—	1	—	—	—	—	—	—	—							
54121	Accounting, tax prep, bookkeep, payroll services	113	469	1 805	15	10	2	2	—	1	—	—	—	—	—	—	—							
5419	Oth professional, scientific, technical services	359	3 595	8 345	14	4	5	4	—	—	—	1	—	—	—	—	—							
54192	Photographic services	(E)	(D)	(D)	4	2	1	—	—	—	—	1	—	—	—	—	—							
<b>55</b>	<b>Management of companies &amp; enterprises</b>	<b>1 185</b>	<b>14 524</b>	<b>53 185</b>	<b>13</b>	<b>3</b>	<b>5</b>	—	<b>1</b>	<b>1</b>	<b>1</b>	<b>1</b>	<b>1</b>	<b>1</b>	<b>1</b>	<b>1</b>	—							
551	Management of companies & enterprises	1 185	14 524	53 185	13	3	5	—	1	1	1	1	1	1	1	1	—							
5511	Management of companies & enterprises	1 185	14 524	53 185	13	3	5	—	1	1	1	1	1	1	1	—	—							
55111	Management of companies & enterprises	1 185	14 524	53 185	13	3	5	—	1	1	1	1	1	1	—	—	—							

See footnotes at end of table.

**Table 6. Counties—Employees, Payroll, and Establishments by Industry: 2001—Con.**

[Excludes most government employees, railroad employees, and self-employed persons. Size class 1 to 4 includes establishments with payroll, but no employees, during mid-March pay period. (D) denotes figures withheld to avoid disclosing data for individual companies; the data are included in broader industry totals. Detailed industries with 100 or more employees are shown if industry was not a (D). For explanation of terms, abbreviations, and data reliability/comparability, see introductory text]

NAICS code	Industry	Number of employees for week including March 12	Payroll (\$1,000)		Total number of establishments	Number of establishments by employment-size class								
			First quarter	Annual		1 to 4	5 to 9	10 to 19	20 to 49	50 to 99	100 to 249	250 to 499	500 to 999	1,000 or more
<b>WINONA—Con.</b>														
<b>56</b>	<b>Admin, support, waste mgmt, remediation services</b>	<b>433</b>	<b>2 149</b>	<b>8 851</b>	<b>41</b>	<b>27</b>	<b>6</b>	<b>1</b>	<b>3</b>	<b>4</b>	—	—	—	—
561	Administrative & support services	(E)	(D)	(D)	38	25	6	1	3	3	—	—	—	—
5613	Employment services	231	791	3 733	8	2	1	—	3	2	—	—	—	—
56132	Temporary help services	(C)	(D)	(D)	6	1	1	—	2	2	—	—	—	—
<b>61</b>	<b>Educational services</b>	<b>1 468</b>	<b>6 223</b>	<b>24 779</b>	<b>12</b>	<b>2</b>	<b>2</b>	<b>2</b>	<b>4</b>	<b>1</b>	—	—	—	<b>1</b>
611	Educational services	1 468	6 223	24 779	12	2	2	2	4	1	—	—	—	1
6111	Elementary & secondary schools	(E)	(D)	(D)	8	—	1	2	4	1	—	—	—	—
61111	Elementary & secondary schools	(E)	(D)	(D)	8	—	1	2	4	1	—	—	—	—
6113	Colleges, universities & professional schools	(G)	(D)	(D)	1	—	—	—	—	—	—	—	—	1
61131	Colleges, universities & professional schools	(G)	(D)	(D)	1	—	—	—	—	—	—	—	—	1
<b>62</b>	<b>Health care and social assistance</b>	<b>2 991</b>	<b>15 508</b>	<b>65 628</b>	<b>129</b>	<b>44</b>	<b>45</b>	<b>22</b>	<b>5</b>	<b>7</b>	<b>3</b>	<b>2</b>	<b>1</b>	—
621	Ambulatory health care services	622	4 592	20 459	55	24	17	9	3	1	1	—	—	—
6211	Offices of physicians	265	2 560	11 042	11	5	2	2	1	—	1	—	—	—
62111	Offices of physicians	265	2 560	11 042	11	5	2	2	1	—	1	—	—	—
6212	Offices of dentists	129	885	4 123	19	4	11	4	—	—	—	—	—	—
62121	Offices of dentists	129	885	4 123	19	4	11	4	—	—	—	—	—	—
621210	Offices of dentists	129	885	4 123	19	4	11	4	—	—	—	—	—	—
622	Hospitals	(F)	(D)	(D)	1	—	—	—	—	—	—	—	—	1
6221	General medical & surgical hospitals	(F)	(D)	(D)	1	—	—	—	—	—	—	—	—	1
62211	General medical & surgical hospitals	(F)	(D)	(D)	1	—	—	—	—	—	—	—	—	1
623	Nursing & residential care facilities	1 210	5 879	23 115	37	3	17	9	1	4	2	1	—	—
6231	Nursing care facilities	517	2 586	10 059	5	—	—	—	1	2	2	—	—	—
62311	Nursing care facilities	517	2 586	10 059	5	—	—	—	1	2	2	—	—	—
623110	Nursing care facilities	517	2 586	10 059	5	—	—	—	1	2	2	—	—	—
6233	Community care facilities for the elderly	(F)	(D)	(D)	8	1	—	4	—	2	—	1	—	—
62331	Community care facilities for the elderly	(F)	(D)	(D)	8	1	—	4	—	2	—	1	—	—
6239	Other residential care facilities	(C)	(D)	(D)	17	1	13	3	—	—	—	—	—	—
62399	Other residential care facilities	(C)	(D)	(D)	17	1	13	3	—	—	—	—	—	—
624	Social assistance	(F)	(D)	(D)	36	17	11	4	1	2	—	1	—	—
6241	Individual & family services	264	1 035	4 606	19	6	9	1	1	2	—	—	—	—
62411	Child & youth services	114	706	3 124	8	1	6	—	—	1	—	—	—	—
624110	Child & youth services	114	706	3 124	8	1	6	—	—	1	—	—	—	—
6243	Vocational rehabilitation services	(E)	(D)	(D)	2	1	—	—	—	—	—	1	—	—
62431	Vocational rehabilitation services	(E)	(D)	(D)	2	1	—	—	—	—	—	1	—	—
<b>71</b>	<b>Arts, entertainment &amp; recreation</b>	<b>307</b>	<b>952</b>	<b>5 088</b>	<b>23</b>	<b>10</b>	<b>4</b>	<b>3</b>	<b>5</b>	<b>1</b>	—	—	—	—
713	Amusement, gambling & recreation industries	(E)	(D)	(D)	19	8	3	3	4	1	—	—	—	—
7139	Other amusement & recreation industries	(E)	(D)	(D)	19	8	3	3	4	1	—	—	—	—
71394	Fitness & recreational sports centers	125	184	740	6	3	—	2	—	1	—	—	—	—
713940	Fitness & recreational sports centers	125	184	740	6	3	—	2	—	1	—	—	—	—
<b>72</b>	<b>Accommodation &amp; food services</b>	<b>1 787</b>	<b>3 133</b>	<b>13 674</b>	<b>108</b>	<b>39</b>	<b>16</b>	<b>23</b>	<b>21</b>	<b>8</b>	<b>1</b>	—	—	—
721	Accommodation	204	397	1 779	13	7	—	2	3	1	—	—	—	—
7211	Traveler accommodation	(C)	(D)	(D)	11	5	—	2	3	1	—	—	—	—
72111	Hotels (exc casino hotels) & motels	(C)	(D)	(D)	10	4	—	2	3	1	—	—	—	—
722	Food services & drinking places	1 583	2 736	11 895	95	32	16	21	18	7	1	—	—	—
7221	Full-service restaurants	717	1 290	5 494	36	7	6	12	7	4	—	—	—	—
72211	Full-service restaurants	717	1 290	5 494	36	7	6	12	7	4	—	—	—	—
722110	Full-service restaurants	717	1 290	5 494	36	7	6	12	7	4	—	—	—	—
7222	Limited-service eating places	608	909	4 082	37	13	6	7	8	2	1	—	—	—
72221	Limited-service eating places	608	909	4 082	37	13	6	7	8	2	1	—	—	—
722211	Limited-service restaurants	590	893	4 001	31	8	5	7	8	2	1	—	—	—
7224	Drinking places (alcoholic beverages)	(C)	(D)	(D)	19	11	4	2	2	—	—	—	—	—
72241	Drinking places (alcoholic beverages)	(C)	(D)	(D)	19	11	4	2	2	—	—	—	—	—
<b>81</b>	<b>Other services (except public administration)</b>	<b>814</b>	<b>3 117</b>	<b>13 410</b>	<b>146</b>	<b>85</b>	<b>32</b>	<b>24</b>	<b>5</b>	—	—	—	—	—
811	Repair & maintenance	143	753	3 179	36	27	5	3	1	—	—	—	—	—
8111	Automotive repair & maintenance	130	667	2 826	29	20	5	3	1	—	—	—	—	—
812	Personal & laundry services	151	532	2 352	29	14	9	6	—	—	—	—	—	—
813	Religious, grantmaking, civic, prof & like organizations	520	1 832	7 879	81	44	18	15	4	—	—	—	—	—
8131	Religious organizations	273	1 312	5 661	45	25	11	7	2	—	—	—	—	—
81311	Religious organizations	273	1 312	5 661	45	25	11	7	2	—	—	—	—	—
813110	Religious organizations	273	1 312	5 661	45	25	11	7	2	—	—	—	—	—
8134	Civic & social organizations	159	315	1 310	17	6	4	5	2	—	—	—	—	—
81341	Civic & social organizations	159	315	1 310	17	6	4	5	2	—	—	—	—	—
813410	Civic & social organizations	159	315	1 310	17	6	4	5	2	—	—	—	—	—
<b>95</b>	<b>Auxiliaries (exc corporate, subsidiary &amp; regional mgt)</b>	<b>249</b>	<b>1 854</b>	<b>7 606</b>	<b>4</b>	<b>2</b>	<b>1</b>	—	—	—	<b>1</b>	—	—	—
<b>99</b>	<b>Unclassified establishments</b>	<b>(B)</b>	<b>(D)</b>	<b>(D)</b>	<b>12</b>	<b>9</b>	<b>1</b>	<b>2</b>	—	—	—	—	—	—

See footnotes at end of table.

**Table 6. Counties—Employees, Payroll, and Establishments by Industry: 2001—Con.**

[Excludes most government employees, railroad employees, and self-employed persons. Size class 1 to 4 includes establishments with payroll, but no employees, during mid-March pay period. (D) denotes figures withheld to avoid disclosing data for individual companies; the data are included in broader industry totals. Detailed industries with 100 or more employees are shown if industry was not a (D). For explanation of terms, abbreviations, and data reliability/comparability, see introductory text]

NAICS code	Industry	Number of employees for week including March 12	Payroll (\$1,000)		Total number of establishments	Number of establishments by employment-size class								
			First quarter	Annual		1 to 4	5 to 9	10 to 19	20 to 49	50 to 99	100 to 249	250 to 499	500 to 999	1,000 or more
<b>WRIGHT</b>														
	<b>Total</b> .....	<b>26 774</b>	<b>164 384</b>	<b>718 068</b>	<b>2 501</b>	<b>1 432</b>	<b>461</b>	<b>321</b>	<b>183</b>	<b>67</b>	<b>29</b>	<b>7</b>	<b>1</b>	<b>-</b>
11	Forestry, fishing, hunting, and agriculture support .....	91	422	1 709	10	8	1	-	-	1	-	-	-	-
21	Mining .....	(B)	(D)	(D)	3	2	-	-	1	-	-	-	-	-
22	Utilities .....	301	7 794	24 172	9	2	5	-	-	-	2	-	-	-
221	Utilities .....	301	7 794	24 172	9	2	5	-	-	-	2	-	-	-
2211	Elec pwr generation, transmsn & distribution ...	(E)	(D)	(D)	4	1	1	-	-	-	2	-	-	-
22111	Electric power generation .....	(C)	(D)	(D)	1	-	-	-	-	-	1	-	-	-
22112	Electric pwr transmsn, control & distribution ..	(C)	(D)	(D)	3	1	1	-	-	-	1	-	-	-
23	Construction .....	2 733	21 614	128 357	470	325	91	32	15	3	4	-	-	-
233	Building, developing & general contracting .....	557	4 206	20 345	118	85	24	5	2	2	-	-	-	-
2332	Residential building construction .....	(E)	(D)	(D)	92	71	17	2	-	2	-	-	-	-
23321	Single-family housing construction .....	407	2 883	12 825	91	70	17	2	-	2	-	-	-	-
233210	Single-family housing construction .....	407	2 883	12 825	91	70	17	2	-	2	-	-	-	-
2333	Nonresidential building construction .....	(C)	(D)	(D)	16	7	4	3	2	-	-	-	-	-
23332	Commercial & institutional bldg construction ..	109	1 005	4 655	15	7	4	2	2	-	-	-	-	-
233320	Commercial & institutional bldg construction .....	109	1 005	4 655	15	7	4	2	2	-	-	-	-	-
234	Heavy construction .....	500	4 303	42 877	34	18	9	3	1	-	3	-	-	-
2341	Highway, street, bridge & tunnel construction ...	253	2 218	29 164	5	2	-	-	1	-	2	-	-	-
23411	Highway & street construction .....	253	2 218	29 164	5	2	-	-	1	-	2	-	-	-
234110	Highway & street construction .....	253	2 218	29 164	5	2	-	-	1	-	2	-	-	-
2349	Other heavy construction .....	247	2 085	13 713	29	16	9	3	-	-	1	-	-	-
23491	Water, sewer & pipeline construction .....	113	1 079	7 453	17	8	6	3	-	-	-	-	-	-
234910	Water, sewer & pipeline construction .....	113	1 079	7 453	17	8	6	3	-	-	-	-	-	-
23492	Pwr, communication transmsn line construction .....	118	895	5 401	5	3	1	-	-	-	1	-	-	-
234920	Pwr, communication transmsn line construction .....	118	895	5 401	5	3	1	-	-	-	1	-	-	-
235	Special trade contractors .....	1 676	13 105	65 135	318	222	58	24	12	1	1	-	-	-
2351	Plumbing, heating & AC contractor .....	313	3 205	12 979	47	29	10	4	3	1	-	-	-	-
23511	Plumbing, heating & AC contractor .....	313	3 205	12 979	47	29	10	4	3	1	-	-	-	-
235110	Plumbing, heating & AC contractor .....	313	3 205	12 979	47	29	10	4	3	1	-	-	-	-
2352	Painting & wall covering contractors .....	121	973	5 956	34	26	6	1	1	-	-	-	-	-
23521	Painting & wall covering contractors .....	121	973	5 956	34	26	6	1	1	-	-	-	-	-
235210	Painting & wall covering contractors .....	121	973	5 956	34	26	6	1	1	-	-	-	-	-
2353	Electrical contractors .....	251	1 863	9 567	44	28	8	6	2	-	-	-	-	-
23531	Electrical contractors .....	251	1 863	9 567	44	28	8	6	2	-	-	-	-	-
235310	Electrical contractors .....	251	1 863	9 567	44	28	8	6	2	-	-	-	-	-
2354	Masonry, drywall, insulation, tile contractors ...	386	3 160	13 683	41	27	9	2	2	-	1	-	-	-
23541	Masonry & stone contractors .....	255	2 067	8 772	17	11	4	1	-	-	1	-	-	-
235410	Masonry & stone contractors .....	255	2 067	8 772	17	11	4	1	-	-	1	-	-	-
23542	Drywall, acoustical & insulation contractors ...	115	938	4 279	17	10	4	1	2	-	-	-	-	-
235420	Drywall, acoustical & insulation contractors ...	115	938	4 279	17	10	4	1	2	-	-	-	-	-
2355	Carpentry & floor contractors .....	186	1 124	5 597	56	46	5	3	2	-	-	-	-	-
23551	Carpentry contractors .....	168	1 031	5 167	47	38	4	3	2	-	-	-	-	-
235510	Carpentry contractors .....	168	1 031	5 167	47	38	4	3	2	-	-	-	-	-
2356	Roofing, siding, & sheet metal contractors .....	122	890	4 961	25	18	5	1	1	-	-	-	-	-
23561	Roofing, siding, & sheet metal contractors .....	122	890	4 961	25	18	5	1	1	-	-	-	-	-
235610	Roofing, siding, & sheet metal contractors ..	122	890	4 961	25	18	5	1	1	-	-	-	-	-
2357	Concrete contractors .....	126	781	5 805	26	16	5	5	-	-	-	-	-	-
23571	Concrete contractors .....	126	781	5 805	26	16	5	5	-	-	-	-	-	-
235710	Concrete contractors .....	126	781	5 805	26	16	5	5	-	-	-	-	-	-
2359	Other special trade contractors .....	156	1 035	6 199	41	30	8	2	1	-	-	-	-	-
31-33	<b>Manufacturing</b> .....	<b>4 887</b>	<b>40 918</b>	<b>162 032</b>	<b>186</b>	<b>57</b>	<b>40</b>	<b>35</b>	<b>27</b>	<b>19</b>	<b>5</b>	<b>3</b>	<b>-</b>	<b>-</b>
311	Food mfg .....	715	6 676	23 503	10	3	1	1	1	2	1	1	-	-
3114	Fruit & veg preserving & specialty food mfg ....	(E)	(D)	(D)	2	-	-	-	-	1	1	-	-	-
31141	Frozen food mfg .....	(C)	(D)	(D)	1	-	-	-	-	-	1	-	-	-
3119	Other food mfg .....	(E)	(D)	(D)	4	2	1	-	-	-	-	1	-	-
31199	All other food mfg .....	(E)	(D)	(D)	2	-	1	-	-	-	-	1	-	-
321	Wood product mfg .....	195	1 223	5 063	10	3	2	2	1	2	-	-	-	-
3212	Veneer, plywood & engineered wood product mfg .....	(C)	(D)	(D)	2	-	-	-	-	2	-	-	-	-
32121	Veneer, plywood & engineered wood product mfg .....	(C)	(D)	(D)	2	-	-	-	-	2	-	-	-	-
326	Plastics & rubber products mfg .....	480	3 185	13 026	15	-	4	2	7	-	2	-	-	-
3261	Plastics product mfg .....	480	3 185	13 026	15	-	4	2	7	-	2	-	-	-
32614	Polystyrene foam product mfg .....	(C)	(D)	(D)	2	-	-	1	-	-	-	-	-	-
32619	Other plastics product mfg .....	327	2 118	8 337	12	-	4	1	6	-	1	-	-	-
326199	All other plastics product mfg .....	327	2 118	8 337	12	-	4	1	6	-	1	-	-	-
327	Nonmetallic mineral product mfg .....	224	2 115	9 124	12	-	4	7	-	1	-	-	-	-
332	Fabricated metal product mfg .....	1 074	10 239	39 201	44	16	5	8	8	6	1	-	-	-
3322	Cutlery & handtool mfg .....	352	3 641	13 603	4	1	-	-	-	2	1	-	-	-
33221	Cutlery & handtool mfg .....	352	3 641	13 603	4	1	-	-	-	2	1	-	-	-
332212	Hand & edge tool mfg .....	352	3 641	13 603	4	1	-	-	-	2	1	-	-	-
3323	Architectural & structural metals mfg .....	163	1 521	5 791	4	-	-	1	2	1	-	-	-	-
33232	Ornamental & architectural metal prod mfg ...	163	1 521	5 791	4	-	-	1	2	1	-	-	-	-
3327	Mach shops, turn prod, screw, nut, bolt mfg ...	419	4 085	15 607	22	9	2	4	4	3	-	-	-	-
33271	Machine shops .....	(E)	(D)	(D)	20	9	1	3	4	3	-	-	-	-

See footnotes at end of table.

**Table 6. Counties—Employees, Payroll, and Establishments by Industry: 2001—Con.**

[Excludes most government employees, railroad employees, and self-employed persons. Size class 1 to 4 includes establishments with payroll, but no employees, during mid-March pay period. (D) denotes figures withheld to avoid disclosing data for individual companies; the data are included in broader industry totals. Detailed industries with 100 or more employees are shown if industry was not a (D). For explanation of terms, abbreviations, and data reliability/comparability, see introductory text]

NAICS code	Industry	Number of employees for week including March 12	Payroll (\$1,000)		Total number of establishments	Number of establishments by employment-size class																					
			First quarter	Annual		1 to 4	5 to 9	10 to 19	20 to 49	50 to 99	100 to 249	250 to 499	500 to 999	1,000 or more													
<b>WRIGHT—Con.</b>																											
<b>31-33 Manufacturing—Con.</b>																											
333	Machinery mfg . . . . .	428	4 181	15 768	22	6	6	5	1	4	—	—	—	—	—	—	—										
3335	Metalworking machinery mfg . . . . .	131	1 391	5 722	9	3	2	3	—	1	—	—	—	—	—	—	—										
33351	Metalworking machinery mfg . . . . .	131	1 391	5 722	9	3	2	3	—	1	—	—	—	—	—	—	—										
333511	Industrial mold mfg . . . . .	100	1 007	4 211	5	1	2	1	—	1	—	—	—	—	—	—	—										
3339	Other general purpose machinery mfg . . . . .	230	2 326	8 027	7	2	1	1	—	3	—	—	—	—	—	—	—										
33399	All other general purpose machinery mfg . . . . .	(C)	(D)	(D)	2	—	—	—	—	2	—	—	—	—	—	—	—										
334	Computer & electronic product mfg . . . . .	434	3 973	15 256	11	2	1	2	4	1	1	—	—	—	—	—	—										
3344	Semiconductor & oth electronic component mfg . . . . .	349	3 284	12 612	6	1	1	—	2	1	1	—	—	—	—	—	—										
33441	Semiconductor & oth electronic component mfg . . . . .	349	3 284	12 612	6	1	1	—	2	1	1	—	—	—	—	—	—										
334412	Bare printed circuit board mfg . . . . .	249	2 649	8 878	3	—	—	—	2	—	1	—	—	—	—	—	—										
337	Furniture & related product mfg . . . . .	521	3 442	13 522	17	7	6	1	1	1	—	1	—	—	—	—	—										
3371	HH & institutional furniture & kitchen cabinet mfg . . . . .	(F)	(D)	(D)	16	6	6	1	1	1	—	1	—	—	—	—	—										
33711	Wood kitchen cabinet & countertop mfg . . . . .	(F)	(D)	(D)	14	5	5	1	1	1	—	1	—	—	—	—	—										
339	Miscellaneous mfg . . . . .	(E)	(D)	(D)	12	5	4	2	—	—	—	1	—	—	—	—	—										
3399	Other miscellaneous mfg . . . . .	(E)	(D)	(D)	11	4	4	2	—	—	—	1	—	—	—	—	—										
33992	Sporting & athletic goods mfg . . . . .	(E)	(D)	(D)	2	1	—	—	—	—	—	1	—	—	—	—	—										
<b>42</b>	<b>Wholesale trade . . . . .</b>	<b>1 185</b>	<b>10 678</b>	<b>41 197</b>	<b>111</b>	<b>68</b>	<b>16</b>	<b>15</b>	<b>8</b>	<b>3</b>	—	<b>1</b>	—	—	—	—	—										
421	Wholesale trade, durable goods . . . . .	554	4 130	16 451	72	45	12	8	4	3	—	—	—	—	—	—	—										
4211	Motor vehicle, motor vehicle pt & supply whsle . . . . .	119	772	3 018	12	6	3	2	—	1	—	—	—	—	—	—	—										
4214	Professional & commercial equip & supp whsle . . . . .	(C)	(D)	(D)	11	8	—	2	—	1	—	—	—	—	—	—	—										
4217	Hardware, plumb & heating equip & sup whsle . . . . .	107	969	3 128	9	6	1	1	—	1	—	—	—	—	—	—	—										
422	Wholesale trade, nondurable goods . . . . .	631	6 548	24 746	39	23	4	7	4	—	—	1	—	—	—	—	—										
4224	Grocery & related product whsle . . . . .	(E)	(D)	(D)	5	4	—	—	—	—	—	1	—	—	—	—	—										
42247	Meat & meat product whsle . . . . .	(E)	(D)	(D)	2	1	—	—	—	—	—	1	—	—	—	—	—										
<b>44-45</b>	<b>Retail trade . . . . .</b>	<b>4 793</b>	<b>22 345</b>	<b>96 981</b>	<b>376</b>	<b>151</b>	<b>96</b>	<b>80</b>	<b>30</b>	<b>12</b>	<b>6</b>	<b>1</b>	—	—	—	—	—										
441	Motor vehicle & parts dealers . . . . .	907	7 193	31 455	49	16	12	9	5	6	1	—	—	—	—	—	—										
4411	Automobile dealers . . . . .	651	5 430	23 677	23	8	2	3	4	5	1	—	—	—	—	—	—										
44111	New car dealers . . . . .	612	5 260	23 051	14	2	—	2	4	5	1	—	—	—	—	—	—										
441110	New car dealers . . . . .	612	5 260	23 051	14	2	—	2	4	5	1	—	—	—	—	—	—										
4413	Automotive parts, accessories & tire stores . . . . .	(C)	(D)	(D)	17	5	8	3	—	1	—	—	—	—	—	—	—										
44131	Automotive parts, accessories & tire stores . . . . .	140	953	3 932	14	3	8	2	—	1	—	—	—	—	—	—	—										
441310	Automotive parts, accessories & tire stores . . . . .	140	953	3 932	14	3	8	2	—	1	—	—	—	—	—	—	—										
442	Furniture & home furnishing stores . . . . .	199	1 199	5 741	30	16	6	6	2	—	—	—	—	—	—	—	—										
4422	Home furnishings stores . . . . .	172	1 000	4 863	20	8	4	6	2	—	—	—	—	—	—	—	—										
444	Bldg material & garden equip & supp dealers . . . . .	333	2 376	10 030	40	15	11	10	4	—	—	—	—	—	—	—	—										
4441	Building material & supplies dealers . . . . .	288	2 114	8 604	31	10	9	8	4	—	—	—	—	—	—	—	—										
44419	Other building material dealers . . . . .	195	1 824	7 416	18	7	3	4	4	—	—	—	—	—	—	—	—										
444190	Other building material dealers . . . . .	195	1 824	7 416	18	7	3	4	4	—	—	—	—	—	—	—	—										
445	Food & beverage stores . . . . .	881	2 973	13 587	52	23	12	8	2	5	2	—	—	—	—	—	—										
4451	Grocery stores . . . . .	715	2 435	11 274	22	8	4	1	2	5	2	—	—	—	—	—	—										
44511	Grocery (except convenience) stores . . . . .	696	2 368	10 881	15	3	2	1	2	5	2	—	—	—	—	—	—										
445110	Grocery (except convenience) stores . . . . .	696	2 368	10 881	15	3	2	1	2	5	2	—	—	—	—	—	—										
4453	Beer, wine & liquor stores . . . . .	102	295	1 224	15	4	6	5	—	—	—	—	—	—	—	—	—										
44531	Beer, wine & liquor stores . . . . .	102	295	1 224	15	4	6	5	—	—	—	—	—	—	—	—	—										
445310	Beer, wine & liquor stores . . . . .	102	295	1 224	15	4	6	5	—	—	—	—	—	—	—	—	—										
446	Health & personal care stores . . . . .	175	740	3 208	17	4	6	6	1	—	—	—	—	—	—	—	—										
4461	Health & personal care stores . . . . .	175	740	3 208	17	4	6	6	1	—	—	—	—	—	—	—	—										
44611	Pharmacies & drug stores . . . . .	157	678	2 968	12	2	3	6	1	—	—	—	—	—	—	—	—										
446110	Pharmacies & drug stores . . . . .	157	678	2 968	12	2	3	6	1	—	—	—	—	—	—	—	—										
447	Gasoline stations . . . . .	846	2 656	10 866	49	4	14	21	9	—	1	—	—	—	—	—	—										
4471	Gasoline stations . . . . .	846	2 656	10 866	49	4	14	21	9	—	1	—	—	—	—	—	—										
44711	Gasoline stations with convenience stores . . . . .	582	1 926	7 678	41	2	11	20	8	—	—	—	—	—	—	—	—										
447110	Gasoline stations with convenience stores . . . . .	582	1 926	7 678	41	2	11	20	8	—	—	—	—	—	—	—	—										
44719	Other gasoline stations . . . . .	264	730	3 188	8	2	3	1	1	—	1	—	—	—	—	—	—										
447190	Other gasoline stations . . . . .	264	730	3 188	8	2	3	1	1	—	1	—	—	—	—	—	—										
448	Clothing & clothing accessories stores . . . . .	390	1 077	4 953	42	13	16	9	4	—	—	—	—	—	—	—	—										
4481	Clothing stores . . . . .	331	844	3 865	31	7	12	8	4	—	—	—	—	—	—	—	—										
44814	Family clothing stores . . . . .	135	332	1 456	9	2	2	3	2	—	—	—	—	—	—	—	—										
448140	Family clothing stores . . . . .	135	332	1 456	9	2	2	3	2	—	—	—	—	—	—	—	—										
452	General merchandise stores . . . . .	576	2 043	8 607	8	2	1	2	—	—	2	1	—	—	—	—	—										
4521	Department stores . . . . .	531	1 935	8 162	3	—	—	—	—	—	2	1	—	—	—	—	—										
45211	Department stores . . . . .	531	1 935	8 162	3	—	—	—	—	—	2	1	—	—	—	—	—										
452110	Department stores . . . . .	531	1 935	8 162	3	—	—	—	—	—	2	1	—	—	—	—	—										
453	Miscellaneous store retailers . . . . .	224	739	3 213	44	28	10	3	3	—	—	—	—	—	—	—	—										
454	Nonstore retailers . . . . .	158	933	3 560	22	16	3	2	—	1	—	—	—	—	—	—	—										
4541	Electronic shopping & mail-order houses . . . . .	102	585	2 188	6	4	1	—	—	1	—	—	—	—	—	—	—										
45411	Electronic shopping & mail-order houses . . . . .	102	585	2 188	6	4	1	—	—	1	—	—	—	—	—	—	—										
454110	Electronic shopping & mail-order houses . . . . .	102	585	2 188	6	4	1	—	—	1	—	—	—	—	—	—	—										

See footnotes at end of table.

**Table 6. Counties—Employees, Payroll, and Establishments by Industry: 2001—Con.**

[Excludes most government employees, railroad employees, and self-employed persons. Size class 1 to 4 includes establishments with payroll, but no employees, during mid-March pay period. (D) denotes figures withheld to avoid disclosing data for individual companies; the data are included in broader industry totals. Detailed industries with 100 or more employees are shown if industry was not a (D). For explanation of terms, abbreviations, and data reliability/comparability, see introductory text]

NAICS code	Industry	Number of employees for week including March 12	Payroll (\$1,000)		Total number of establishments	Number of establishments by employment-size class								
			First quarter	Annual		1 to 4	5 to 9	10 to 19	20 to 49	50 to 99	100 to 249	250 to 499	500 to 999	1,000 or more
<b>WRIGHT—Con.</b>														
<b>48-49</b>	<b>Transportation &amp; warehousing .....</b>	<b>639</b>	<b>3 402</b>	<b>15 107</b>	<b>98</b>	<b>74</b>	<b>7</b>	<b>7</b>	<b>7</b>	<b>3</b>	—	—	—	—
484	Truck transportation .....	253	1 729	8 855	67	57	5	2	2	1	—	—	—	—
4841	General freight trucking .....	194	1 402	6 704	34	27	4	—	2	1	—	—	—	—
48412	General freight trucking, long-distance .....	115	826	3 535	21	17	2	—	2	—	—	—	—	—
484121	General freight trucking, long-distance, TL ..	115	826	3 535	21	17	2	—	2	—	—	—	—	—
485	Transit & ground passenger transportation .....	(E)	(D)	(D)	10	1	—	3	4	2	—	—	—	—
4854	School & employee bus transportation .....	282	961	3 478	8	—	—	2	4	2	—	—	—	—
48541	School & employee bus transportation .....	282	961	3 478	8	—	—	2	4	2	—	—	—	—
485410	School & employee bus transportation .....	282	961	3 478	8	—	—	2	4	2	—	—	—	—
<b>51</b>	<b>Information .....</b>	<b>597</b>	<b>3 888</b>	<b>17 773</b>	<b>34</b>	<b>14</b>	<b>5</b>	<b>6</b>	<b>7</b>	<b>1</b>	<b>1</b>	—	—	—
511	Publishing industries .....	116	765	3 166	8	3	1	2	2	—	—	—	—	—
5111	Newspaper, periodical, book, database publishers .....	116	765	3 166	8	3	1	2	2	—	—	—	—	—
51111	Newspaper publishers .....	(C)	(D)	(D)	6	1	1	2	2	—	—	—	—	—
512	Motion picture & sound recording industries .....	(C)	(D)	(D)	8	1	2	3	1	—	1	—	—	—
5121	Motion picture & video industries .....	(C)	(D)	(D)	8	1	2	3	1	—	1	—	—	—
51213	Motion picture & video exhibition .....	218	371	1 871	7	—	2	3	1	—	1	—	—	—
512131	Motion picture theaters (except drive-ins) ..	218	371	1 871	7	—	2	3	1	—	1	—	—	—
513	Broadcasting & telecommunications .....	258	2 706	12 540	17	9	2	1	4	1	—	—	—	—
5133	Telecommunications .....	209	2 396	11 320	12	6	2	—	3	1	—	—	—	—
51331	Wired telecommunications carriers .....	146	1 682	7 839	6	2	1	—	2	1	—	—	—	—
513310	Wired telecommunications carriers .....	146	1 682	7 839	6	2	1	—	2	1	—	—	—	—
<b>52</b>	<b>Finance &amp; insurance .....</b>	<b>745</b>	<b>5 803</b>	<b>23 311</b>	<b>127</b>	<b>84</b>	<b>17</b>	<b>15</b>	<b>11</b>	—	—	—	—	—
522	Credit intermediation & related activities .....	520	4 267	17 406	45	14	9	11	11	—	—	—	—	—
5221	Depository credit intermediation .....	(E)	(D)	(D)	31	6	5	10	10	—	—	—	—	—
52211	Commercial banking .....	437	3 440	13 716	29	5	4	10	10	—	—	—	—	—
522110	Commercial banking .....	437	3 440	13 716	29	5	4	10	10	—	—	—	—	—
524	Insurance carriers & related activities .....	167	1 171	4 436	59	49	7	3	—	—	—	—	—	—
5242	Agencies & other insurance related activities ...	(C)	(D)	(D)	53	45	5	3	—	—	—	—	—	—
52421	Insurance agencies & brokerages .....	150	1 086	4 061	52	44	5	3	—	—	—	—	—	—
524210	Insurance agencies & brokerages .....	150	1 086	4 061	52	44	5	3	—	—	—	—	—	—
<b>53</b>	<b>Real estate &amp; rental &amp; leasing .....</b>	<b>247</b>	<b>1 261</b>	<b>5 471</b>	<b>84</b>	<b>70</b>	<b>9</b>	<b>4</b>	<b>1</b>	—	—	—	—	—
531	Real estate .....	118	539	3 010	67	62	5	—	—	—	—	—	—	—
532	Rental & leasing services .....	129	722	2 461	17	8	4	4	1	—	—	—	—	—
<b>54</b>	<b>Professional, scientific &amp; technical services .....</b>	<b>1 004</b>	<b>6 431</b>	<b>27 453</b>	<b>212</b>	<b>165</b>	<b>25</b>	<b>16</b>	<b>3</b>	<b>2</b>	<b>1</b>	—	—	—
541	Professional, scientific & technical services .....	1 004	6 431	27 453	212	165	25	16	3	2	1	—	—	—
5411	Legal services .....	123	739	3 663	34	28	3	3	—	—	—	—	—	—
5413	Architectural, engineering & related services ...	172	1 080	4 817	33	24	4	4	—	1	—	—	—	—
54133	Engineering services .....	127	880	3 410	17	12	1	3	—	1	—	—	—	—
541330	Engineering services .....	127	880	3 410	17	12	1	3	—	1	—	—	—	—
5415	Computer systems design & related services ...	151	1 320	5 792	42	34	4	3	1	—	—	—	—	—
54151	Computer systems design & related services ...	151	1 320	5 792	42	34	4	3	1	—	—	—	—	—
5416	Management, sci & tech consulting services ...	116	601	2 588	27	25	1	—	—	1	—	—	—	—
54161	Management consulting services .....	109	540	2 306	20	18	1	—	—	1	—	—	—	—
5418	Advertising & related services .....	229	1 438	5 226	12	6	1	3	1	—	1	—	—	—
54186	Direct mail advertising .....	193	1 076	3 659	4	1	—	1	1	—	1	—	—	—
541860	Direct mail advertising .....	193	1 076	3 659	4	1	—	1	1	—	1	—	—	—
<b>55</b>	<b>Management of companies &amp; enterprises ..</b>	<b>(A)</b>	<b>(D)</b>	<b>(D)</b>	<b>2</b>	—	<b>2</b>	—	—	—	—	—	—	—
<b>56</b>	<b>Admin, support, waste mgt, remediation services .....</b>	<b>1 048</b>	<b>6 627</b>	<b>32 672</b>	<b>152</b>	<b>105</b>	<b>23</b>	<b>16</b>	<b>4</b>	<b>2</b>	<b>2</b>	—	—	—
561	Administrative & support services .....	860	4 943	25 360	135	95	18	15	4	2	1	—	—	—
5613	Employment services .....	228	678	3 738	9	4	2	1	1	—	1	—	—	—
56132	Temporary help services .....	(C)	(D)	(D)	6	3	1	—	1	—	1	—	—	—
5617	Services to buildings & dwellings .....	320	1 139	6 848	90	70	9	9	2	—	—	—	—	—
56172	Janitorial services .....	139	328	1 504	24	16	3	4	1	—	—	—	—	—
561720	Janitorial services .....	139	328	1 504	24	16	3	4	1	—	—	—	—	—
56173	Landscaping services .....	161	729	4 902	59	48	6	4	1	—	—	—	—	—
561730	Landscaping services .....	161	729	4 902	59	48	6	4	1	—	—	—	—	—
5619	Other support services .....	142	1 433	5 932	9	3	3	2	—	1	—	—	—	—
56199	All other support services .....	142	1 433	5 932	9	3	3	2	—	1	—	—	—	—
561990	All other support services .....	142	1 433	5 932	9	3	3	2	—	1	—	—	—	—
562	Waste management & remediation services .....	188	1 684	7 312	17	10	5	1	—	—	1	—	—	—
5621	Waste collection .....	154	1 449	6 169	10	6	3	—	—	—	1	—	—	—
56211	Waste collection .....	154	1 449	6 169	10	6	3	—	—	—	1	—	—	—
562111	Solid waste collection .....	154	1 449	6 169	10	6	3	—	—	—	1	—	—	—
<b>61</b>	<b>Educational services .....</b>	<b>182</b>	<b>556</b>	<b>2 392</b>	<b>10</b>	<b>5</b>	—	<b>2</b>	<b>1</b>	<b>2</b>	—	—	—	—
611	Educational services .....	182	556	2 392	10	5	—	2	1	2	—	—	—	—

See footnotes at end of table.

**Table 6. Counties—Employees, Payroll, and Establishments by Industry: 2001—Con.**

[Excludes most government employees, railroad employees, and self-employed persons. Size class 1 to 4 includes establishments with payroll, but no employees, during mid-March pay period. (D) denotes figures withheld to avoid disclosing data for individual companies; the data are included in broader industry totals. Detailed industries with 100 or more employees are shown if industry was not a (D). For explanation of terms, abbreviations, and data reliability/comparability, see introductory text]

NAICS code	Industry	Number of employees for week including March 12	Payroll (\$1,000)		Total number of establishments	Number of establishments by employment-size class								
			First quarter	Annual		1 to 4	5 to 9	10 to 19	20 to 49	50 to 99	100 to 249	250 to 499	500 to 999	1,000 or more
<b>WRIGHT—Con.</b>														
<b>62</b>	<b>Health care and social assistance . . . . .</b>	<b>4 172</b>	<b>21 119</b>	<b>88 998</b>	<b>168</b>	<b>75</b>	<b>36</b>	<b>24</b>	<b>12</b>	<b>10</b>	<b>8</b>	<b>2</b>	<b>1</b>	<b>—</b>
621	Ambulatory health care services . . . . .	1 365	7 294	33 262	80	39	19	13	5	2	1	—	1	—
6211	Offices of physicians . . . . .	331	3 570	15 696	9	2	1	3	1	1	1	—	—	—
62111	Offices of physicians . . . . .	331	3 570	15 696	9	2	1	3	1	1	1	—	—	—
6212	Offices of dentists . . . . .	159	1 038	5 348	23	7	12	3	1	—	—	—	—	—
62121	Offices of dentists . . . . .	159	1 038	5 348	23	7	12	3	1	—	—	—	—	—
621210	Offices of dentists . . . . .	159	1 038	5 348	23	7	12	3	1	—	—	—	—	—
6213	Offices of other health practitioners . . . . .	170	842	4 024	41	29	6	5	1	—	—	—	—	—
6216	Home health care services . . . . .	648	1 075	5 228	3	—	—	—	1	1	—	—	1	—
62161	Home health care services . . . . .	648	1 075	5 228	3	—	—	—	1	1	—	—	1	—
621610	Home health care services . . . . .	648	1 075	5 228	3	—	—	—	1	1	—	—	1	—
622	Hospitals . . . . .	810	6 082	24 167	3	—	—	—	—	1	—	2	—	—
6221	General medical & surgical hospitals . . . . .	(F)	(D)	(D)	2	—	—	—	—	—	—	2	—	—
62211	General medical & surgical hospitals . . . . .	(F)	(D)	(D)	2	—	—	—	—	—	—	2	—	—
623	Nursing & residential care facilities . . . . .	1 156	5 371	21 357	42	11	13	5	5	4	4	—	—	—
6231	Nursing care facilities . . . . .	668	3 270	12 777	8	—	1	—	1	3	3	—	—	—
62311	Nursing care facilities . . . . .	668	3 270	12 777	8	—	1	—	1	3	3	—	—	—
623110	Nursing care facilities . . . . .	668	3 270	12 777	8	—	1	—	1	3	3	—	—	—
6232	Residential mental retardation, health facil . . . . .	(E)	(D)	(D)	26	8	12	2	3	1	—	—	—	—
62321	Residential mental retardation facilities . . . . .	256	1 159	4 703	25	8	12	2	2	1	—	—	—	—
623210	Residential mental retardation facilities . . . . .	256	1 159	4 703	25	8	12	2	2	1	—	—	—	—
6233	Community care facilities for the elderly . . . . .	(C)	(D)	(D)	6	3	—	1	1	—	1	—	—	—
62331	Community care facilities for the elderly . . . . .	(C)	(D)	(D)	6	3	—	1	1	—	1	—	—	—
624	Social assistance . . . . .	841	2 372	10 212	43	25	4	6	2	3	3	—	—	—
6241	Individual & family services . . . . .	195	911	3 927	12	5	3	1	1	2	—	—	—	—
62412	Services for elderly & disabled persons . . . . .	106	486	2 403	5	2	—	1	1	1	—	—	—	—
624120	Services for elderly & disabled persons . . . . .	106	486	2 403	5	2	—	1	1	1	—	—	—	—
6243	Vocational rehabilitation services . . . . .	(E)	(D)	(D)	5	1	—	—	—	1	3	—	—	—
62431	Vocational rehabilitation services . . . . .	(E)	(D)	(D)	5	1	—	—	—	1	3	—	—	—
6244	Child day care services . . . . .	157	404	1 787	24	17	1	5	1	—	—	—	—	—
62441	Child day care services . . . . .	157	404	1 787	24	17	1	5	1	—	—	—	—	—
624410	Child day care services . . . . .	157	404	1 787	24	17	1	5	1	—	—	—	—	—
<b>71</b>	<b>Arts, entertainment &amp; recreation . . . . .</b>	<b>314</b>	<b>767</b>	<b>4 096</b>	<b>36</b>	<b>19</b>	<b>3</b>	<b>9</b>	<b>5</b>	<b>—</b>	<b>—</b>	<b>—</b>	<b>—</b>	<b>—</b>
713	Amusement, gambling & recreation industries . . . . .	(E)	(D)	(D)	31	15	3	8	5	—	—	—	—	—
7139	Other amusement & recreation industries . . . . .	(E)	(D)	(D)	30	15	3	8	4	—	—	—	—	—
71394	Fitness & recreational sports centers . . . . .	121	259	1 227	10	4	1	3	2	—	—	—	—	—
713940	Fitness & recreational sports centers . . . . .	121	259	1 227	10	4	1	3	2	—	—	—	—	—
<b>72</b>	<b>Accommodation &amp; food services . . . . .</b>	<b>2 371</b>	<b>4 572</b>	<b>20 467</b>	<b>140</b>	<b>40</b>	<b>21</b>	<b>31</b>	<b>40</b>	<b>8</b>	<b>—</b>	<b>—</b>	<b>—</b>	<b>—</b>
721	Accommodation . . . . .	254	689	2 384	21	9	3	6	2	1	—	—	—	—
7211	Traveler accommodation . . . . .	(C)	(D)	(D)	15	5	2	5	2	1	—	—	—	—
72111	Hotels (exc casino hotels) & motels . . . . .	205	548	1 813	13	5	1	4	2	1	—	—	—	—
721110	Hotels (exc casino hotels) & motels . . . . .	205	548	1 813	13	5	1	4	2	1	—	—	—	—
722	Food services & drinking places . . . . .	2 117	3 883	18 083	119	31	18	25	38	7	—	—	—	—
7221	Full-service restaurants . . . . .	1 036	1 990	9 331	52	14	8	9	17	4	—	—	—	—
72211	Full-service restaurants . . . . .	1 036	1 990	9 331	52	14	8	9	17	4	—	—	—	—
722110	Full-service restaurants . . . . .	1 036	1 990	9 331	52	14	8	9	17	4	—	—	—	—
7222	Limited-service eating places . . . . .	903	1 587	7 359	46	11	4	8	20	3	—	—	—	—
72221	Limited-service eating places . . . . .	903	1 587	7 359	46	11	4	8	20	3	—	—	—	—
722211	Limited-service restaurants . . . . .	855	1 500	7 116	41	8	4	8	18	3	—	—	—	—
7224	Drinking places (alcoholic beverages) . . . . .	151	274	1 163	14	2	4	7	1	—	—	—	—	—
72241	Drinking places (alcoholic beverages) . . . . .	151	274	1 163	14	2	4	7	1	—	—	—	—	—
722410	Drinking places (alcoholic beverages) . . . . .	151	274	1 163	14	2	4	7	1	—	—	—	—	—
<b>81</b>	<b>Other services (except public administration) . . . . .</b>	<b>1 391</b>	<b>4 926</b>	<b>20 619</b>	<b>249</b>	<b>145</b>	<b>64</b>	<b>28</b>	<b>11</b>	<b>1</b>	<b>—</b>	<b>—</b>	<b>—</b>	<b>—</b>
811	Repair & maintenance . . . . .	327	1 860	8 149	92	69	16	6	1	—	—	—	—	—
8111	Automotive repair & maintenance . . . . .	249	1 414	6 051	64	45	15	3	1	—	—	—	—	—
81111	Automotive mechanical & electrical R&M . . . . .	118	690	2 784	33	24	8	—	1	—	—	—	—	—
811111	General automotive repair . . . . .	103	591	2 392	27	19	7	—	1	—	—	—	—	—
812	Personal & laundry services . . . . .	270	847	3 689	53	30	15	7	1	—	—	—	—	—
8121	Personal care services . . . . .	165	395	1 729	33	17	10	6	—	—	—	—	—	—
81211	Hair, nail & skin care services . . . . .	141	360	1 568	30	17	8	5	—	—	—	—	—	—
813	Religious, grantmaking, civic, prof & like organizations . . . . .	794	2 219	8 781	104	46	33	15	9	1	—	—	—	—
8131	Religious organizations . . . . .	445	1 443	5 631	62	28	24	6	3	1	—	—	—	—
81311	Religious organizations . . . . .	445	1 443	5 631	62	28	24	6	3	1	—	—	—	—
813110	Religious organizations . . . . .	445	1 443	5 631	62	28	24	6	3	1	—	—	—	—
8134	Civic & social organizations . . . . .	309	550	2 258	30	8	9	7	6	—	—	—	—	—
81341	Civic & social organizations . . . . .	309	550	2 258	30	8	9	7	6	—	—	—	—	—
813410	Civic & social organizations . . . . .	309	550	2 258	30	8	9	7	6	—	—	—	—	—
<b>95</b>	<b>Auxiliaries (exc corporate, subsidiary &amp; regional mgt) . . . . .</b>	<b>(A)</b>	<b>(D)</b>	<b>(D)</b>	<b>1</b>	<b>—</b>	<b>—</b>	<b>1</b>	<b>—</b>	<b>—</b>	<b>—</b>	<b>—</b>	<b>—</b>	<b>—</b>
<b>99</b>	<b>Unclassified establishments . . . . .</b>	<b>(A)</b>	<b>(D)</b>	<b>(D)</b>	<b>23</b>	<b>23</b>	<b>—</b>	<b>—</b>	<b>—</b>	<b>—</b>	<b>—</b>	<b>—</b>	<b>—</b>	<b>—</b>

See footnotes at end of table.

**Table 6. Counties—Employees, Payroll, and Establishments by Industry: 2001—Con.**

[Excludes most government employees, railroad employees, and self-employed persons. Size class 1 to 4 includes establishments with payroll, but no employees, during mid-March pay period. (D) denotes figures withheld to avoid disclosing data for individual companies; the data are included in broader industry totals. Detailed industries with 100 or more employees are shown if industry was not a (D). For explanation of terms, abbreviations, and data reliability/comparability, see introductory text]

NAICS code	Industry	Number of employees for week including March 12	Payroll (\$1,000)		Total number of establishments	Number of establishments by employment-size class								
			First quarter	Annual		1 to 4	5 to 9	10 to 19	20 to 49	50 to 99	100 to 249	250 to 499	500 to 999	1,000 or more
	<b>YELLOW MEDICINE</b>													
	<b>Total</b> .....	<b>4 120</b>	<b>23 472</b>	<b>92 501</b>	<b>349</b>	<b>197</b>	<b>80</b>	<b>35</b>	<b>25</b>	<b>5</b>	<b>4</b>	<b>2</b>	<b>1</b>	<b>-</b>
11	<b>Forestry, fishing, hunting, and agriculture support</b> .....	(A)	(D)	(D)	2	2	-	-	-	-	-	-	-	-
21	<b>Mining</b> .....	(B)	(D)	(D)	2	1	-	-	1	-	-	-	-	-
22	<b>Utilities</b> .....	(B)	(D)	(D)	3	1	1	1	-	-	-	-	-	-
23	<b>Construction</b> .....	<b>694</b>	<b>7 737</b>	<b>30 341</b>	<b>34</b>	<b>23</b>	<b>9</b>	<b>1</b>	<b>-</b>	<b>-</b>	<b>-</b>	<b>-</b>	<b>1</b>	<b>-</b>
234	Heavy construction .....	(F)	(D)	(D)	4	2	1	-	-	-	-	-	1	-
2349	Other heavy construction .....	(F)	(D)	(D)	2	1	-	-	-	-	-	-	1	-
23493	Industrial nonbuilding structure construction ..	(F)	(D)	(D)	1	-	-	-	-	-	-	-	1	-
31-33	<b>Manufacturing</b> .....	<b>560</b>	<b>3 684</b>	<b>11 298</b>	<b>23</b>	<b>11</b>	<b>6</b>	<b>1</b>	<b>2</b>	<b>1</b>	<b>1</b>	<b>1</b>	<b>-</b>	<b>-</b>
321	Wood product mfg .....	(C)	(D)	(D)	2	-	1	-	-	-	1	-	-	-
3219	Other wood product mfg .....	(C)	(D)	(D)	2	-	1	-	-	-	1	-	-	-
32199	All other wood product mfg .....	(C)	(D)	(D)	2	-	1	-	-	-	1	-	-	-
334	Computer & electronic product mfg .....	(E)	(D)	(D)	1	-	-	-	-	-	-	1	-	-
3344	Semiconductor & oth electronic component mfg .....	(E)	(D)	(D)	1	-	-	-	-	-	-	1	-	-
33441	Semiconductor & oth electronic component mfg .....	(E)	(D)	(D)	1	-	-	-	-	-	-	1	-	-
42	<b>Wholesale trade</b> .....	<b>172</b>	<b>1 244</b>	<b>5 368</b>	<b>20</b>	<b>12</b>	<b>2</b>	<b>3</b>	<b>3</b>	<b>-</b>	<b>-</b>	<b>-</b>	<b>-</b>	<b>-</b>
44-45	<b>Retail trade</b> .....	<b>537</b>	<b>1 816</b>	<b>7 701</b>	<b>62</b>	<b>22</b>	<b>23</b>	<b>10</b>	<b>7</b>	<b>-</b>	<b>-</b>	<b>-</b>	<b>-</b>	<b>-</b>
444	Bldg material & garden equip & supp dealers .....	130	675	3 210	13	4	5	2	2	-	-	-	-	-
445	Food & beverage stores .....	195	483	2 117	18	4	8	3	3	-	-	-	-	-
4451	Grocery stores .....	121	267	1 142	10	4	2	2	2	-	-	-	-	-
44511	Grocery (except convenience) stores .....	121	267	1 142	10	4	2	2	2	-	-	-	-	-
445110	Grocery (except convenience) stores .....	121	267	1 142	10	4	2	2	2	-	-	-	-	-
447	Gasoline stations .....	121	277	1 019	12	4	2	4	2	-	-	-	-	-
4471	Gasoline stations .....	121	277	1 019	12	4	2	4	2	-	-	-	-	-
48-49	<b>Transportation &amp; warehousing</b> .....	<b>149</b>	<b>436</b>	<b>1 872</b>	<b>17</b>	<b>11</b>	<b>3</b>	<b>1</b>	<b>1</b>	<b>1</b>	<b>-</b>	<b>-</b>	<b>-</b>	<b>-</b>
51	<b>Information</b> .....	<b>35</b>	<b>242</b>	<b>950</b>	<b>7</b>	<b>4</b>	<b>2</b>	<b>1</b>	<b>-</b>	<b>-</b>	<b>-</b>	<b>-</b>	<b>-</b>	<b>-</b>
52	<b>Finance &amp; insurance</b> .....	<b>123</b>	<b>737</b>	<b>3 296</b>	<b>25</b>	<b>13</b>	<b>6</b>	<b>6</b>	<b>-</b>	<b>-</b>	<b>-</b>	<b>-</b>	<b>-</b>	<b>-</b>
53	<b>Real estate &amp; rental &amp; leasing</b> .....	(B)	(D)	(D)	6	4	2	-	-	-	-	-	-	-
54	<b>Professional, scientific &amp; technical services</b> .....	<b>50</b>	<b>354</b>	<b>1 430</b>	<b>15</b>	<b>12</b>	<b>2</b>	<b>1</b>	<b>-</b>	<b>-</b>	<b>-</b>	<b>-</b>	<b>-</b>	<b>-</b>
55	<b>Management of companies &amp; enterprises</b> ..	(B)	(D)	(D)	1	-	-	-	1	-	-	-	-	-
56	<b>Admin, support, waste mgt, remediation services</b> .....	(B)	(D)	(D)	8	4	4	-	-	-	-	-	-	-
61	<b>Educational services</b> .....	(B)	(D)	(D)	2	-	-	1	1	-	-	-	-	-
62	<b>Health care and social assistance</b> .....	<b>881</b>	<b>3 978</b>	<b>16 439</b>	<b>33</b>	<b>16</b>	<b>8</b>	<b>1</b>	<b>3</b>	<b>2</b>	<b>2</b>	<b>1</b>	<b>-</b>	<b>-</b>
621	Ambulatory health care services .....	139	832	3 567	16	9	5	-	1	1	-	-	-	-
622	Hospitals .....	(E)	(D)	(D)	3	1	-	-	-	-	1	1	-	-
6221	General medical & surgical hospitals .....	(E)	(D)	(D)	2	-	-	-	-	-	1	1	-	-
62211	General medical & surgical hospitals .....	(E)	(D)	(D)	2	-	-	-	-	-	1	1	-	-
623	Nursing & residential care facilities .....	190	626	2 746	9	3	2	1	2	-	1	-	-	-
6231	Nursing care facilities .....	(C)	(D)	(D)	1	-	-	-	-	-	1	-	-	-
62311	Nursing care facilities .....	(C)	(D)	(D)	1	-	-	-	-	-	1	-	-	-
71	<b>Arts, entertainment &amp; recreation</b> .....	(C)	(D)	(D)	8	6	-	1	-	-	1	-	-	-
713	Amusement, gambling & recreation industries ....	(C)	(D)	(D)	5	3	-	1	-	-	1	-	-	-
7132	Gambling industries .....	(C)	(D)	(D)	1	-	-	-	-	-	1	-	-	-
71329	Other gambling industries .....	(C)	(D)	(D)	1	-	-	-	-	-	1	-	-	-
72	<b>Accommodation &amp; food services</b> .....	<b>174</b>	<b>303</b>	<b>1 357</b>	<b>18</b>	<b>7</b>	<b>3</b>	<b>5</b>	<b>3</b>	<b>-</b>	<b>-</b>	<b>-</b>	<b>-</b>	<b>-</b>
722	Food services & drinking places .....	(C)	(D)	(D)	16	6	3	5	2	-	-	-	-	-
81	<b>Other services (except public administration)</b> .....	<b>331</b>	<b>1 185</b>	<b>5 097</b>	<b>58</b>	<b>43</b>	<b>9</b>	<b>2</b>	<b>3</b>	<b>1</b>	<b>-</b>	<b>-</b>	<b>-</b>	<b>-</b>
811	Repair & maintenance .....	211	882	3 860	17	11	1	1	3	1	-	-	-	-
8111	Automotive repair & maintenance .....	106	324	1 349	13	9	1	1	2	-	-	-	-	-
8113	Commercial equipment (exc auto & elec) R&M .....	(C)	(D)	(D)	3	1	-	-	1	1	-	-	-	-
81131	Commercial equipment (exc auto & elec) R&M .....	(C)	(D)	(D)	3	1	-	-	1	1	-	-	-	-
813	Religious, grantmaking, civic, prof & like organizations .....	103	209	833	31	22	8	1	-	-	-	-	-	-
99	<b>Unclassified establishments</b> .....	(A)	(D)	(D)	5	5	-	-	-	-	-	-	-	-

See footnotes at end of table.

**Table 6. Counties—Employees, Payroll, and Establishments by Industry: 2001—Con.**

[Excludes most government employees, railroad employees, and self-employed persons. Size class 1 to 4 includes establishments with payroll, but no employees, during mid-March pay period. (D) denotes figures withheld to avoid disclosing data for individual companies; the data are included in broader industry totals. Detailed industries with 100 or more employees are shown if industry was not a (D). For explanation of terms, abbreviations, and data reliability/comparability, see introductory text]

NAICS code	Industry	Number of employees for week including March 12	Payroll (\$1,000)		Total number of establishments	Number of establishments by employment-size class								
			First quarter	Annual		1 to 4	5 to 9	10 to 19	20 to 49	50 to 99	100 to 249	250 to 499	500 to 999	1,000 or more
<b>STATEWIDE</b>														
	<b>Total .....</b>	<b>2 488</b>	<b>17 860</b>	<b>70 345</b>	<b>39</b>	<b>22</b>	<b>5</b>	<b>4</b>	<b>4</b>	<b>-</b>	<b>3</b>	<b>-</b>	<b>-</b>	<b>1</b>
21	<b>Mining .....</b>	(C)	(D)	(D)	2	1	-	-	-	-	1	-	-	-
213	Mining support activities .....	(C)	(D)	(D)	1	-	-	-	-	-	1	-	-	-
2131	Mining support activities .....	(C)	(D)	(D)	1	-	-	-	-	-	1	-	-	-
21311	Mining support activities .....	(C)	(D)	(D)	1	-	-	-	-	-	1	-	-	-
42	<b>Wholesale trade .....</b>	<b>57</b>	<b>2 408</b>	<b>7 324</b>	<b>4</b>	<b>1</b>	<b>1</b>	<b>-</b>	<b>2</b>	<b>-</b>	<b>-</b>	<b>-</b>	<b>-</b>	<b>-</b>
44-45	<b>Retail trade .....</b>	<b>(A)</b>	<b>(D)</b>	<b>(D)</b>	<b>1</b>	<b>-</b>	<b>-</b>	<b>1</b>	<b>-</b>	<b>-</b>	<b>-</b>	<b>-</b>	<b>-</b>	<b>-</b>
51	<b>Information .....</b>	<b>(A)</b>	<b>(D)</b>	<b>(D)</b>	<b>1</b>	<b>1</b>	<b>-</b>	<b>-</b>	<b>-</b>	<b>-</b>	<b>-</b>	<b>-</b>	<b>-</b>	<b>-</b>
52	<b>Finance &amp; insurance .....</b>	<b>(A)</b>	<b>(D)</b>	<b>(D)</b>	<b>7</b>	<b>7</b>	<b>-</b>	<b>-</b>	<b>-</b>	<b>-</b>	<b>-</b>	<b>-</b>	<b>-</b>	<b>-</b>
54	<b>Professional, scientific &amp; technical services .....</b>	<b>(B)</b>	<b>(D)</b>	<b>(D)</b>	<b>4</b>	<b>2</b>	<b>-</b>	<b>-</b>	<b>2</b>	<b>-</b>	<b>-</b>	<b>-</b>	<b>-</b>	<b>-</b>
55	<b>Management of companies &amp; enterprises .....</b>	<b>(A)</b>	<b>(D)</b>	<b>(D)</b>	<b>1</b>	<b>1</b>	<b>-</b>	<b>-</b>	<b>-</b>	<b>-</b>	<b>-</b>	<b>-</b>	<b>-</b>	<b>-</b>
56	<b>Admin, support, waste mgt, remediation services .....</b>	<b>1 996</b>	<b>11 541</b>	<b>48 573</b>	<b>11</b>	<b>7</b>	<b>1</b>	<b>1</b>	<b>-</b>	<b>-</b>	<b>1</b>	<b>-</b>	<b>-</b>	<b>1</b>
561	Administrative & support services .....	1 996	11 541	48 573	11	7	1	1	-	-	1	-	-	1
5613	Employment services .....	(G)	(D)	(D)	2	-	-	1	-	-	-	-	-	1
56132	Temporary help services .....	(G)	(D)	(D)	2	-	-	1	-	-	-	-	-	1
5617	Services to buildings & dwellings .....	(C)	(D)	(D)	1	-	-	-	-	-	1	-	-	-
56173	Landscaping services .....	(C)	(D)	(D)	1	-	-	-	-	-	1	-	-	-
61	<b>Educational services .....</b>	<b>(A)</b>	<b>(D)</b>	<b>(D)</b>	<b>1</b>	<b>-</b>	<b>1</b>	<b>-</b>	<b>-</b>	<b>-</b>	<b>-</b>	<b>-</b>	<b>-</b>	<b>-</b>
62	<b>Health care and social assistance .....</b>	<b>(C)</b>	<b>(D)</b>	<b>(D)</b>	<b>6</b>	<b>1</b>	<b>2</b>	<b>2</b>	<b>-</b>	<b>-</b>	<b>1</b>	<b>-</b>	<b>-</b>	<b>-</b>
621	Ambulatory health care services .....	(C)	(D)	(D)	2	-	-	1	-	-	1	-	-	-
6215	Medical & diagnostic laboratories .....	(C)	(D)	(D)	2	-	-	1	-	-	1	-	-	-
62151	Medical & diagnostic laboratories .....	(C)	(D)	(D)	2	-	-	1	-	-	1	-	-	-
95	<b>Auxiliaries (exc corporate, subsidiary &amp; regional mgt) .....</b>	<b>(A)</b>	<b>(D)</b>	<b>(D)</b>	<b>1</b>	<b>1</b>	<b>-</b>	<b>-</b>	<b>-</b>	<b>-</b>	<b>-</b>	<b>-</b>	<b>-</b>	<b>-</b>

Note: Employment-size classes are indicated as follows: A—0 to 19; B—20 to 99; C—100 to 249; E—250 to 499; F—500 to 999; G—1,000 to 2,499; H—2,500 to 4,999; I—5,000 to 9,999; J—10,000 to 24,999; K—25,000 to 49,999; L—50,000 to 99,999; M—100,000 or more.



## **Description of Publications Issued in Previous Years**

### **1974 through 2000**

Data are provided for mid-March employment, first-quarter and annual payrolls, and establishments, by industry, for each county in the state and, in a separate report, for the United States. Data are included for every industry having a significant number of employees or establishments. Refer to General Explanation for a description of the types of employment covered.

### **1964 through 1973**

Data are provided for first-quarter reporting units, employment, and taxable payrolls for each county and metropolitan area in the state and, in a separate report, for the United States. Data are included for every industry having a significant number of employees or reporting units.

### **1959 and 1962**

Data are provided for first-quarter reporting units, employment, and taxable payrolls for each county in the state and, in a separate report, for the United States. Data are included for every industry having a significant number of employees or reporting units. Data are combined for some counties in eight states.

### **1956**

Data are provided for first-quarter reporting units, employment, and taxable payrolls for each county in the state and, in a separate report, for the United States. Data are included for SIC economic divisions, major groups, and selected three-digit SICs. Data are combined for some counties in eight states.

### **1949 and 1950**

Data are provided for first-quarter manufacturing establishments, employment, and taxable payrolls for each large county in the state and, in a separate report, for the United States. Data are included for manufacturing major industry groups and selected three-digit SICs. Manufacturing totals are included for small counties. Data are combined for some counties in eight states.

### **1947, 1948, 1951, and 1953**

Data are provided for first-quarter reporting units, employment, and taxable payrolls for each large county in the state and, in a separate report, for the United States. Data are included for SIC economic divisions, major groups, and selected three-digit SICs. Economic division totals are included for small counties. Data are combined for some counties in eight states.

### **1946**

Data are provided for first-quarter reporting units, employment, and taxable payrolls for each large county in the state and, in a separate report, for the United States. Data are included for SIC economic divisions and major groups. Economic division totals are included for small counties. Data are combined for some counties in eight states.

### **Availability**

The most recent edition of County Business Patterns can be examined on the Internet at [www.census.gov](http://www.census.gov). Editions prior to 1993 are available in depository libraries for Federal publications, which are conveniently located in all areas of the country.

For information on the coverage of individual series, write to Chief, Economic Planning and Coordination Division, U.S. Census Bureau, Washington, DC 20233.